



CALIFORNIA

# Water Boards

STATE WATER RESOURCES CONTROL BOARD  
REGIONAL WATER QUALITY CONTROL BOARDS



## eSMR<sup>2</sup> Overview

# *Topics*

- Overview of eSMR<sup>2</sup>
- Demo of eSMR<sup>2</sup>
- Discuss Potential Permit Questions/Issues

# *eSMR<sup>2</sup> is ..*

- A CIWQS module that allows online submission of self monitoring reports by Dischargers.
- Revision of original eSMR system
  - No barrier to start data submission due to lack of resources to code permit (Permit coding by RB)
  - No barrier for data submission due to system inaccuracy (Error check issues)
  - Dischargers enter in their own Violations
- What Dischargers enter is what is stored in the database

# *eSMR<sup>2</sup>*

- Web-based reporting system
- Closely resembles the paper submittal process
- Receives, stores, and exports the data in a usable format
- Reduces the amount of paper we obtain and manage

# eSMR<sup>2</sup> Flow



eSMR<sup>2</sup> – on the internet

No Discharge	EDF/CDF	Analytical Data	Calculated Data	Data Summary	Attachments	Violations	Submittal

Enter information


Upload data points

Manually enter data points

Review information

Upload files

Your Computer



PET Tool – excel workbook (xls)

General

Data Entry

Create CDF for Upload

# eSMR<sup>2</sup> Flow



eSMR<sup>2</sup> – on the internet

No Discharge	EDF/CDF	Analytical Data	Calculated Data	Data Summary	Attachments	Violations	Submittal

Enter information

# eSMR<sup>2</sup> Flow



eSMR<sup>2</sup> – on the internet

No Discharge	EDF/CDF	Analytical Data	Calculated Data	Data Summary	Attachments	Violations	Submittal

Upload data points

Your Computer

PET Tool – excel workbook (xls)

General Data Entry

Create CDF for Upload

# eSMR<sup>2</sup> Flow



eSMR<sup>2</sup> – on the internet

No Discharge	EDF/CDF	Analytical Data	Calculated Data	Data Summary	Attachments	Violations	Submittal

Manually enter data points



# eSMR<sup>2</sup> Flow



eSMR<sup>2</sup> – on the internet

No Discharge	EDF/CDF	Analytical Data	Calculated Data	Data Summary	Attachments	Violations	Submittal

Review information

# eSMR<sup>2</sup> Flow



eSMR<sup>2</sup> – on the internet

No Discharge	EDF/CDF	Analytical Data	Calculated Data	Data Summary	Attachments	Violations	Submittal

Upload files

# eSMR<sup>2</sup> Flow



eSMR<sup>2</sup> – on the internet

No Discharge	EDF/CDF	Analytical Data	Calculated Data	Data Summary	Attachments	Violations	Submittal

Enter information


Upload data points

Manually enter data points

Review information

Upload files

Your Computer



PET Tool – excel workbook (xls)

General

Data Entry

Create CDF for Upload

# *Getting Data In*

- Manual Entry
  - Web Interface (Tabs)
- Upload External
  - Permittee Entry Template Tool
    - CIWQS Data Format (CDF)
  - File Attachments
    - Word, Excel, PDFs

# *Getting Data In (Manual)*

- Analytical Data Tab
  - Required Fields
    - Location, Parameter, Data Type, Analytical Method, Collection Date/Time, Analysis Date/Time Qualifier, Result and Units
      - Non-Detect (MDL)
      - Detected Not Quantified (MDL and ML/RL)
  - Optional Fields
    - QA Codes, Priority Review Flag and Comments

MDL – Method Detection Limit

||

ML – Minimum Level

||

RL – Reporting Limit

# *Getting Data In (Manual)*

- Calculated Data Tab
  - Required Fields
    - Location, Parameter, Calculation Type, Collection Date, Qualifier, Results and Units
      - Calculation Type (Ex. 30-Day Geometric Mean)
      - Collection Date (last day of calculation period)
        - Average Monthly for January would be 1/31.
  - Optional Fields
    - QA Codes, Priority Review Flag and Comments

# *Getting Data In (Manual)*

- Violation Tab
  - Discharger Self-Determined Violations
    - Effluent Limit Violation
    - Permit Condition (Ex. deficient report/monitoring)

# *Getting Data In (Upload)*

- EDF/CDF Tab
  - Permittee Entry Template Tool
    - CIWQS Data Format (CDF)
  - Laboratory Information Management System
    - Electronic Deliverable Format (EDF)
      - Comma/Quote-Separated Values
      - Analytical and Calculated Data
      - Zipped File



# *Permittee Entry Tool*

- General Worksheet
  - Facility Information
  - “Create CDF for Upload” Button
    - Exports Data on Data Entry Worksheet
    - Creates a CIWQS Data File (CDF) for upload
- Data Entry Worksheet
  - Enter Analytical and Calculated Data
    - Rows = Sample/Sampling Information
    - Column = Data Fields
      - Location, Sample Date/Time, Parameter, Etc.

	A	B	C	D	E
1	<b>Permittee Entry Template (PET) Tool</b>				
2					
3	<b>Agency Name:</b>				
4	Test				
5					
6	<b>Facility Name:</b>				
7	Test				
8					
9	<b>Order No. (RX-XXXX-XXXX)</b>			<b>Reporting Period</b>	
10	R5-2010-000X			Monthly Template	
11					
12	<b>Data Entered By:</b>			Key: Red Outline = Required Blue Outline = Optional	
13					
14					
15	<b>QA Performed By:</b>				
16					
17					
18	<b>Analytical Lab Contact Information</b>				
19	<b>Name</b>	<b>Location</b>	<b>Contact &amp; Phone Number</b>		
20					
21					
22	<b>Additional Notes:</b>				
23					
24					
25					
26	<b>Create CDF for Upload</b>				
27					
28					
29					
30					
31	Version 2.3 (11-17-2010)				

	A	B	C	E	F	G	H	I	J	K	L	M	N	P	Q	R
1	Monitoring Point	Parameter	Data Type	Analytical Method	Collection Date	Collection Time	Analysis Date	Qualifier	Result	Units	MDL	ML	RL	QA Code	Priority Review	Comment
884	EFF-001	Flow	Single	Data Unavailable [DU]	8/3/2009	6:00	8/18/2009	=	1	MGD						
885	EFF-001	Flow	Single	Data Unavailable [DU]	8/4/2009	6:00	8/18/2009	=	1	MGD						
886	EFF-001	Flow	Single	Data Unavailable [DU]	8/5/2009	6:00	8/18/2009	=	1	MGD						
887	EFF-001	Flow	Single	Data Unavailable [DU]	8/6/2009	6:00	8/18/2009	=	1	MGD						
888	EFF-001	Flow	Single	Data Unavailable [DU]	8/7/2009	6:00	8/18/2009	=	1	MGD						
889	EFF-001	Flow	Single	Data Unavailable [DU]	8/8/2009	6:00	8/18/2009	=	1	MGD						
890	EFF-001	Flow	Single	Data Unavailable [DU]	8/9/2009	6:00	8/18/2009	=	1	MGD						
891	EFF-001	Flow	Single	Data Unavailable [DU]	8/10/2009	6:00	8/18/2009	=	1	MGD						
892	EFF-001	Flow	Single	Data Unavailable [DU]	8/11/2009	6:00	8/18/2009	=	1	MGD						
893	EFF-001	Flow	Single	Data Unavailable [DU]	8/12/2009	6:00	8/18/2009	=	1	MGD						
894	EFF-001	Flow	Single	Data Unavailable [DU]	8/13/2009	6:00	8/18/2009	=	1	MGD						
895	EFF-001	Flow	Single	Data Unavailable [DU]	8/14/2009	6:00	8/18/2009	=	1	MGD						
896	EFF-001	Flow	Single	Data Unavailable [DU]	8/15/2009	6:00	8/18/2009	=	1	MGD						
897	EFF-001	Flow	Single	Data Unavailable [DU]	8/16/2009	6:00	8/18/2009	=	1	MGD						
898	EFF-001	Flow	Single	Data Unavailable [DU]	8/17/2009	6:00	8/18/2009	=	1	MGD						
899	EFF-001	Flow	Single	Data Unavailable [DU]	8/18/2009	6:00	8/18/2009	=	1	MGD						
900	EFF-001	Flow	Single	Data Unavailable [DU]	8/19/2009	6:00	8/18/2009	=	1	MGD						
901	EFF-001	Flow	Single	Data Unavailable [DU]	8/20/2009	6:00	8/18/2009	=	1	MGD						
902	EFF-001	Flow	Single	Data Unavailable [DU]	8/21/2009	6:00	8/18/2009	=	1	MGD						
903	EFF-001	Flow	Single	Data Unavailable [DU]	8/22/2009	6:00	8/18/2009	=	1	MGD						
904	EFF-001	Flow	Single	Data Unavailable [DU]	8/23/2009	6:00	8/18/2009	=	1	MGD						
905	EFF-001	Flow	Single	Data Unavailable [DU]	8/24/2009	6:00	8/18/2009	=	1	MGD						
906	EFF-001	Flow	Single	Data Unavailable [DU]	8/25/2009	6:00	8/18/2009	=	1	MGD						
907	EFF-001	Flow	Single	Data Unavailable [DU]	8/26/2009	6:00	8/18/2009	=	1	MGD						
908	EFF-001	Flow	Single	Data Unavailable [DU]	8/27/2009	6:00	8/18/2009	=	1	MGD						
909	EFF-001	Flow	Single	Data Unavailable [DU]	8/28/2009	6:00	8/18/2009	=	1	MGD						
910	EFF-001	Flow	Single	Data Unavailable [DU]	8/29/2009	6:00	8/18/2009	=	1	MGD						
911	EFF-001	Flow	Single	Data Unavailable [DU]	8/30/2009	6:00	8/18/2009	=	1	MGD						
912	EFF-001	Flow	Single	Data Unavailable [DU]	8/31/2009	6:00	8/18/2009	=	1	MGD						
913	EFF-001	pH	Single	Data Unavailable [DU]	8/1/2009	6:00	8/18/2009	=	1	SU						
914	EFF-001	pH	Single	Data Unavailable [DU]	8/2/2009	6:00	8/18/2009	=	1	SU						
915	EFF-001	pH	Single	Data Unavailable [DU]	8/3/2009	6:00	8/18/2009	=	1	SU						
916	EFF-001	pH	Single	Data Unavailable [DU]	8/4/2009	6:00	8/18/2009	=	1	SU						
917	EFF-001	pH	Single	Data Unavailable [DU]	8/5/2009	6:00	8/18/2009	=	1	SU						
918	EFF-001	pH	Single	Data Unavailable [DU]	8/6/2009	6:00	8/18/2009	=	1	SU						
919	EFF-001	pH	Single	Data Unavailable [DU]	8/7/2009	6:00	8/18/2009	=	1	SU						
920	EFF-001	pH	Single	Data Unavailable [DU]	8/8/2009	6:00	8/18/2009	=	1	SU						
921	EFF-001	pH	Single	Data Unavailable [DU]	8/9/2009	6:00	8/18/2009	=	1	SU						
922	EFF-001	pH	Single	Data Unavailable [DU]	8/10/2009	6:00	8/18/2009	=	1	SU						
923	EFF-001	pH	Single	Data Unavailable [DU]	8/11/2009	6:00	8/18/2009	=	1	SU						
924	EFF-001	pH	Single	Data Unavailable [DU]	8/12/2009	6:00	8/18/2009	=	1	SU						
925	EFF-001	pH	Single	Data Unavailable [DU]	8/13/2009	6:00	8/18/2009	=	1	SU						
926	EFF-001	pH	Single	Data Unavailable [DU]	8/14/2009	6:00	8/18/2009	=	1	SU						
927	EFF-001	pH	Single	Data Unavailable [DU]	8/15/2009	6:00	8/18/2009	=	1	SU						
928	EFF-001	pH	Single	Data Unavailable [DU]	8/16/2009	6:00	8/18/2009	=	1	SU						
929	EFF-001	pH	Single	Data Unavailable [DU]	8/17/2009	6:00	8/18/2009	=	1	SU						
930	EFF-001	pH	Single	Data Unavailable [DU]	8/18/2009	6:00	8/18/2009	=	1	SU						
931	EFF-001	pH	Single	Data Unavailable [DU]	8/19/2009	6:00	8/18/2009	=	1	SU						

# *Getting Data In (Upload)*

- Attachments Tab
  - Any Electronic Format
    - 75 MB per File Upload Limit
    - Word, PDF, JPEG, etc..
    - Chain of Custody
    - Bio-Solid Report
    - Special/Technical Report
  
- Submittal Tab
  - Cover Letter
    - Word, PDF

# eSMR<sup>2</sup> Flow



eSMR<sup>2</sup> – on the internet

No Discharge	EDF/CDF	Analytical Data	Calculated Data	Data Summary	Attachments	Violations	Submittal

Enter information


Upload data points

Manually enter data points

Review information

Upload files

Your Computer



PET Tool – excel workbook (xls)

General

Data Entry

Create CDF for Upload

# ***eSMR<sup>2</sup> Demo***



GOVERNOR  
SCHWARZENEGGER



[Visit his Website](#)

- » [Ca/EPA](#)
- » [State and Regional Water Boards' Map](#)
- » [Laws/Regulations](#)
- » [Plans/Policies](#)
- » [Programs](#)
- » [Decisions Pending and Opportunities for Public Participation](#)

#### CIWQS Resources

- » [Contact Us](#)
- » [CIWQS Home](#)
- » [CIWQS NPDES](#)
- » [CIWQS SSO](#)
- » [CIWQS SWARM](#)
- » [Public Reports](#)

## California Integrated Water Quality System (CIWQS)

User ID:

Password:

Forget your password? [Reset your password here.](#)

[Conditions of Use](#) | [Privacy Policy](#)

Copyright © 2010 State of California



[Menu](#) | [Help](#) | [Log out](#)

Navigate to:

You are logged-in as: sdischarger. If this account does not belong to you, please log out.

## Main Menu

---

- [Submit/Review a Self Monitoring Report \(SMR\)](#)
- [Run Reports](#)
- [View/Change My Personal Information](#)
- [Administer System](#)

© 2008 State of California. [Conditions of Use](#) [Privacy Policy](#)





Navigate to:

You are logged-in as: sdischarger. If this account does not belong to you, please log out.

### Self Monitoring Report (SMR)

**Facility Name:**

**Related Regulatory Measure Identifier:**

Only Display Facilities where I am the Case Manager

#### Select the facility for which you are submitting this Self Monitoring Report

Previous  Next

Facility	Facility Physical Address	Responsible Agency Name	Case Worker Name
<a href="#">AVILA WWTP</a>	END OF SAN MIGUEL ST AVILA BEACH, CA 93424		
<a href="#">Feather River Hatchery</a>	5 Table Mountain Boulevard OROVILLE, CA 95965		
<a href="#">PASO ROBLES WWTP</a>	3400 SULPHUR SPRINGS RD PASO ROBLES, CA 93446		TOM KUKOL
<a href="#">Yuba City WWTF</a>	302 Burns Drive Yuba City, CA 95991		



Navigate to:

You are logged-in as: sdischarger. If this account does not belong to you, please log out.

## Self Monitoring Report (SMR)

Select the order that details the requirements for this Self Monitoring Report

Show Effective  Show All

Order Number	Program	Effective Dates	
<a href="#">R5-2007-0134</a>	NPDES PTPRG	12/14/2007 -	<a href="#">View all Requirements for this Order</a>

## Self Monitoring Report (SMR)

To review or submit a report, select it from the list below. To change the list of reports, check the status types and/or enter start and end dates.

### Show reports that meet these criteria

Status:

- Submitted - report was already submitted to water board
- In-Progress - report has been edited but not submitted
- Past Due - report deadline has passed and report has not been submitted
- Future - report due date is in the future

Show Report Due Between:  and



### Search results:

Previous  Next

Report Name	Type	Frequency	Reporting Period	Due Date	Status	Date Submitted	Post Certified Report	Report	Withdrawal
<a href="#">Q3 2008</a>	MONNPDES	Quarterly	07/01/2008 - 09/30/2008	11/01/2008	In-Progress				
<a href="#">May 2008</a>	MONNPDES	Monthly	05/01/2008 - 05/31/2008	07/01/2008	In-Progress Past Due				
<a href="#">June 2008</a>	MONNPDES	Monthly	06/01/2008 - 06/30/2008	08/01/2008	In-Progress Past Due				
<a href="#">July 2008</a>	MONNPDES	Monthly	07/01/2008 - 07/31/2008	09/01/2008	Past Due				
<a href="#">June 2008</a>	MONNPDES	Monthly	06/01/2008 - 06/30/2008	08/01/2008	Submitted Past Due	09/18/2008		<a href="#">Download Report</a>	
<a href="#">August 2008</a>	MONNPDES	Monthly	08/01/2008 - 08/31/2008	10/01/2008	Future				
<a href="#">September 2008</a>	MONNPDES	Monthly	09/01/2008 - 09/30/2008	11/01/2008	Future				
<a href="#">October 2008</a>	MONNPDES	Monthly	10/01/2008 - 10/31/2008	12/01/2008	Future				
<a href="#">July 2008</a>	MONNPDES	Monthly	07/01/2008 - 07/31/2008	09/02/2008	Submitted	08/04/2008		<a href="#">Download Report</a>	

## Self Monitoring Report (SMR)

[Back to SMR search screen](#)
**Reporting Level:** Level II

**Facility Name:** Yuba City WWTF

**Order Number:** R5-2007-0134

**Water Board Office:** Region 58 - Sacramento

**Case Worker:** John Ginn

**Monthly SMR ( MONNPDES ) report for June 2008**
**Report Effective Dates:** 06/01/2008 - 06/30/2008

**Status:** Submitted Past Due

[No Discharge](#) | [EDF/CDF](#) | [Analytical Data](#) | [Calculated Data](#) | [Data Summary](#) | [Attachments](#) | [Violations](#) | [Submittal](#) | [Post Certified](#)

For each discharge point below, specify the dates that no discharge occurred by clicking the "Add/Modify Dates" link, Comments are mandatory for any discharge points with any no-discharge dates specified.

Discharge Point Name	Discharge Point Description	Dates with No Discharge	ND Entire Period	Remove All	Comments
001	Treated Wastewater to the Feather River	Existing Non Discharge Dates: 07/02/2008 - 07/03/2008 07/14/2008 07/22/2008  <a href="#">Add/Modify Dates</a>	<input type="checkbox"/>	<input type="checkbox"/>	plant offline
002	Treated Wastewater to Disposal Ponds	Existing Non Discharge Dates:  <a href="#">Add/Modify Dates</a>	<input type="checkbox"/>	<input type="checkbox"/>	



## Self Monitoring Report (SMR)

[Back to SMR search screen](#)

Reporting Level: Level II

Facility Name: Yuba City WWTF

Order Number: R5-2007-0134

Water Board Office: Region 5S - Sacramento

Case Worker: John Ginn

Monthly SMR ( MONNPDES ) report for June 2008

Report Effective Dates: 06/01/2008 - 06/30/2008

Status: Submitted

[No Discharge](#) | [EDF/CDF](#) | [Analytical Data](#) | [Calculated Data](#) | [Data Summary](#) | [Attachments](#) | [Violations](#) | [Submittal](#) | [Post Certified](#) | [Waterboard Notes](#)

Note: the upload process may take a few minutes depending on the speed of your internet connection and the size of the EDF/CDF file. Do not attempt to click the "Refresh" or "Submit" buttons during the upload process.

EDF/CDF ZIP File *	File Description	
<input type="text"/> <a href="#">Browse...</a>	<input type="text"/>	<a href="#">Upload File</a>

File Name (Type)	File Description	Date/Time Uploaded	Status
<a href="#">YC zip file June 2008 calculated.zip</a>		07/31/2008 - 13:36:45	OK
<a href="#">YC zip file June 2008.zip</a>		07/31/2008 - 13:37:02	OK

## Self Monitoring Report (SMR)

**Reporting Level:** Level II

**Facility Name:** Yuba City WWTF

**Order Number:** R5-2007-0134

**Water Board Office:** Region 5S - Sacramento

**Case Worker:** John Ginn

**Monthly SMR ( MONNPDES ) report for June 2008**
**Report Effective Dates:** 06/01/2008 - 06/30/2008

**Status:** Submitted Past Due









**Step 1: Choose the monitoring location where the samples were taken.**
**Step 2: Add Parameters to the list below by choosing a Parameter Group and clicking the "Add Group Parameters" button, or by clicking the "Add Individual Parameters" button and performing a search.**
**Monitoring Location:** 

Parameter	Analytical	Sample Date MM/dd/yyyy	Sample Time HH:mm:ss	Analysis Date MM/dd/yyyy	Analysis Time HH:mm:ss	Qualifier	Result	Units	MDL	ML	RL	Review Priority Indicator	QA Codes	Comment
	EFF-001													
	G-001													
	G-002													
	G-003													
	G-004													
	G-005													
	G-006													
	G-007													
	G-008													
	INF-001													
	LND-001													
	LND-002													
	LND-003													
	LND-004													
	LND-005													
	LND-006													
	RSW-001													
	RSW-002													
	RSW-003													



[Menu](#) | [Help](#) | [Log out](#)

Navigate to:

You are logged-in as: sdischarger. If this account does not belong to you, please log out.

### Self Monitoring Report (SMR)

[Back to SMR search screen](#)

Reporting Level: Level II

Facility Name: Yuba City WWTF

Order Number: R5-2007-0134

Water Board Office: Region 5S - Sacramento

Case Worker: John Ginn

Monthly SMR ( MONNPDES ) report for June 2008

Report Effective Dates: 06/01/2008 - 06/30/2008

Status: Submitted Past Due

[No Discharge](#) | [EDF/CDF](#) | [Analytical Data](#) | [Calculated Data](#) | [Data Summary](#) | [Attachments](#) | [Violations](#) | [Submittal](#) | [Post Certified](#)

Step 1: Choose the monitoring location where the samples were taken.

Step 2: Add Parameters to the list below by choosing a Parameter Group and clicking the "Add Group Parameters" button, or by clicking the "Add Individual Parameters" button and performing a search.

[Save Changes](#)

[Refresh Data](#)

Monitoring Location: \*

[Add Group Parameters \(Auto-Populate\)](#)

[Add Individual Parameters \(Search\)](#)

Parameter	Analytical Method	Sample Date MM/dd/yyyy	Sample Time HH:mm:ss	Analysis Date MM/dd/yyyy	Analysis Time HH:mm:ss	Qualifier	Result	Units	MDL	ML	RL	Review Priority Indicator	QA Codes	Comment		
Copper, Total	A210B : Standard Method (19th) <input type="text"/>	09/22/2008 <input type="text"/>	<input type="text"/>	<input type="text"/>	<input type="text"/>	= <input type="text"/>	14	ug/L <input type="text"/>	<input type="text"/>	<input type="text"/>	<input type="text"/>	<input type="checkbox"/>	B BB BS EB <input type="text"/>	<a href="#">Edit</a>	<a href="#">Delete</a>	<a href="#">Duplicate</a>

[Add Individual Parameters \(Search\)](#)

## Self Monitoring Report (SMR)

[Back to SMR search screen](#)
**Reporting Level:** Level II

**Facility Name:** Yuba City WWTF

**Order Number:** R5-2007-0134

**Water Board Office:** Region 5S - Sacramento

**Case Worker:** John Ginn

**Monthly SMR ( MONNPDES ) report for June 2008**
**Report Effective Dates:** 06/01/2008 - 06/30/2008

**Status:** Submitted Past Due









**Step 1: Choose the monitoring location where the samples were taken.**
**Step 2: Add Parameters to the list below by clicking the "Add Individual Parameters" button and performing a search.**


**Monitoring Location:** \* G-005

Parameter	Calculation Type	Qualifier	Result	Units	Review Priority Indicator	QA Codes	Comments		
Total Suspended Solids (TSS)	Average Monthly (AMEL)	=	10	lb/day	<input type="checkbox"/>	B BB BS EB	<a href="#">Edit</a>	<a href="#">Delete</a>	<a href="#">Duplicate</a>
Total Suspended Solids (TSS)	Average Weekly (AWEL)	=	15	lb/day	<input type="checkbox"/>	B BB BS EB	<a href="#">Edit</a>	<a href="#">Delete</a>	<a href="#">Duplicate</a>
Total Suspended Solids (TSS)	Maximum Daily (MDEL)	=	30	lb/day	<input type="checkbox"/>	B BB BS EB	<a href="#">Edit</a>	<a href="#">Delete</a>	<a href="#">Duplicate</a>





[Menu](#) | [Help](#) | [Log out](#)

Navigate to:

You are logged-in as: sdischarger. If this account does not belong to you, please log out.

### Self Monitoring Report (SMR)

[Back to SMR search screen](#)

Reporting Level: Level II

Facility Name: Yuba City WWTF

Order Number: R5-2007-0134

Water Board Office: Region 5S - Sacramento

Case Worker: John Ginn

Monthly SMR ( MONNPDES ) report for June 2008

Report Effective Dates: 06/01/2008 - 06/30/2008

Status: Submitted Past Due

[No Discharge](#) | [EDF/CDF](#) | [Analytical Data](#) | [Calculated Data](#) | [Data Summary](#) | [Attachments](#) | [Violations](#) | [Submittal](#) | [Post Certified](#)

This page contains a summary of all analytical and calculated data submitted manually and/or through file upload(s) for this report.

Sorting Order for Analytical and Calculated Results:

1.
2.
3.
4.
5.
6.

[Sort Results](#)

Analytical result [\(go to Calculated Results\)](#)

Location	Parameter	Analytical Method	Qual	Result	Units	MDL	ML	RL	Sampling Date/Time	Analysis Date	Review Priority Indicator	QA Codes	Comment	Data Source
EFF-001	4,4-DDD	Organochlorine Pesticides by Gas Chromatography	ND		ug/L	.003		.02	06/02/2008 09:00:00	06/23/2008	No			YC zip file June 2008.zip
EFF-001	4,4-DDE	Organochlorine Pesticides by Gas Chromatography	ND		ug/L	.003		.03	06/02/2008 09:00:00	06/23/2008	No			YC zip file June 2008.zip
EFF-001	4,4-DDT	Organochlorine Pesticides by Gas Chromatography	ND		ug/L	.007		.03	06/02/2008 09:00:00	06/23/2008	No			YC zip file June 2008.zip
EFF-001	Aldrin	Organochlorine Pesticides by Gas Chromatography	ND		ug/L	.002		.02	06/02/2008 09:00:00	06/23/2008	No			YC zip file June 2008.zip

EFF-001	Total Suspended Solids (TSS)	Daily Maximum	=	292	lb/day	06/22/2008 00:00:00	06/22/2008	No		0	YC zip file June 2008 calculated.zip
EFF-001	Total Suspended Solids (TSS)	Daily Maximum	=	223	lb/day	06/23/2008 00:00:00	06/23/2008	No		0	YC zip file June 2008 calculated.zip
EFF-001	Total Suspended Solids (TSS)	Daily Maximum	=	282	lb/day	06/24/2008 00:00:00	06/24/2008	No		0	YC zip file June 2008 calculated.zip
EFF-001	Total Suspended Solids (TSS)	Daily Maximum	=	282	lb/day	06/25/2008 00:00:00	06/25/2008	No		0	YC zip file June 2008 calculated.zip
EFF-001	Total Suspended Solids (TSS)	Daily Maximum	=	351	lb/day	06/26/2008 00:00:00	06/26/2008	No		0	YC zip file June 2008 calculated.zip
EFF-001	Total Suspended Solids (TSS)	Daily Maximum	=	437	lb/day	06/27/2008 00:00:00	06/27/2008	No		0	YC zip file June 2008 calculated.zip
EFF-001	Total Suspended Solids (TSS)	Daily Maximum	=	472	lb/day	06/28/2008 00:00:00	06/28/2008	No		0	YC zip file June 2008 calculated.zip
EFF-001	Total Suspended Solids (TSS)	Daily Maximum	=	357	lb/day	06/29/2008 00:00:00	06/29/2008	No		0	YC zip file June 2008 calculated.zip
EFF-001	Total Suspended Solids (TSS)	Daily Maximum	=	351	lb/day	06/30/2008 00:00:00	06/30/2008	No		0	YC zip file June 2008 calculated.zip
EFF-001	Total Suspended Solids (TSS)	Monthly Average (Mean)	=	457	lb/day	06/30/2008 00:00:00	06/30/2008	No		0	YC zip file June 2008 calculated.zip
EFF-001	Total Suspended Solids (TSS)	Monthly Average (Mean)	=	10.6	mg/L	06/30/2008 00:00:00	06/30/2008	No		0	YC zip file June 2008 calculated.zip
G-006	Total Suspended Solids (TSS)	Seven Sample Median	=	7	lb/day			Yes			Manual

**Total Record Count:** 60

Export All Results to Excel

## Self Monitoring Report (SMR)

[Back to SMR search screen](#)
**Reporting Level:** Level II

**Facility Name:** Yuba City WWTF

**Order Number:** R5-2007-0134

**Water Board Office:** Region 58 - Sacramento

**Case Worker:** John Ginn

**Monthly SMR ( MONNPDES ) report for June 2008**
**Report Effective Dates:** 06/01/2008 - 06/30/2008

**Status:** Submitted Past Due

[No Discharge](#) | [EDF/CDF](#) | [Analytical Data](#) | [Calculated Data](#) | [Data Summary](#) | [Attachments](#) | [Violations](#) | [Submittal](#) | [Post Certified](#)

To add a supplemental document to this report, select the file and click Upload.

**Note:** the upload process may take a few minutes depending on the speed of your internet connection and the size of the file. Do not attempt to click the "Refresh" or "Submit" buttons during the upload process.

File *	File Description
<input type="text"/> <a href="#">Browse...</a>	<input type="text"/> <a href="#">Upload File</a>

File Name	File Description	Date/Time Uploaded	Status
<a href="#">Caltest NPDES I060269.pdf</a>		07/31/2008 - 15:28:45	OK
<a href="#">Caltest river monitoring I060321.pdf</a>		07/31/2008 - 15:28:37	OK
<a href="#">Caltest river monitoring I060474.pdf</a>		07/31/2008 - 15:28:30	OK
<a href="#">Excel spreadsheet.pdf</a>		07/31/2008 - 15:25:20	OK
<a href="#">MDL summary sheet.pdf</a>		07/31/2008 - 15:28:03	OK
<a href="#">Sierra Analytical NPDES 0806032 .pdf</a>		07/31/2008 - 15:26:53	OK
<a href="#">Sierra Analytical TKN 0807086 .pdf</a>		07/31/2008 - 15:26:44	OK
<a href="#">Sierra Analytical thallium 0806032 .pdf</a>		07/31/2008 - 15:27:26	OK



[Menu](#) | [Help](#) | [Log out](#)

Navigate to:

You are logged-in as: sdischarger. If this account does not belong to you, please log out.

## Self Monitoring Report (SMR)

[Back to SMR search screen](#)

**Reporting Level:** Level II

**Facility Name:** Yuba City WWTF

**Order Number:** R5-2007-0134

**Water Board Office:** Region 5S - Sacramento

**Case Worker:** John Ginn

**Monthly SMR ( MONNPDES ) report for June 2008**

**Report Effective Dates:** 06/01/2008 - 06/30/2008

**Status:** Submitted Past Due

[No Discharge](#) [EDF/CDF](#) [Analytical Data](#) [Calculated Data](#) [Data Summary](#) [Attachments](#) [Violations](#) [Submittal](#) [Post Certified](#)

[Add Violation](#)

Violation Type	Description	Corrective Action	Occurrence Date		
Category 1 Pollutant (Effluent Violation for Group 1 Pollutant)	Phosphate, Total (as P);5;10;ug/L;Instantaneous Maximum.	dont sample	06/11/2008	Update	Delete

## Self Monitoring Report (SMR)

[Back to SMR search screen](#)

**Reporting Level:** Level II

**Facility Name:** Yuba City WWTF

**Order Number:** R5-2007-0134

**Water Board Office:** Region 58 - Sacramento

**Case Worker:** John Ginn

**Monthly SMR ( MONNPDES ) report for June 2008**

**Report Effective Dates:** 06/01/2008 - 06/30/2008

**Status:** Submitted Past Due

Pollutant Category:

Self-Determined Violation Entry Screen

**Effluent Violations (Select Parameter)**  **Other Violation Types (Select Violation Type)**

**Parameter:**

1,1,1,2-Tetrachloroethane  
1,1,1-Trichloroethane  
1,1,2,2-Tetrachloroethane  
1,1,2-Trichloro-1,2,2-Trifluoroethane

**Occurrence Date:**\*

### Effluent Limit Exceedance

Limit	Result	Units	LimitationPeriod
<input type="text" value="0.0"/>	<input type="text" value="0.0"/>	inches 	1-Hour Average (Mean) 

Violation Desc:

**Comment \***

**Corrective Action \***

[SAVE](#)

[Close](#)

## Self Monitoring Report (SMR)

[Back to SMR search screen](#)

Reporting Level: Level II

Facility Name: Yuba City WWTF

Order Number: R5-2007-0134

Water Board Office: Region 5S - Sacramento

Case Worker: John Ginn

Monthly SMR ( MONNPDES ) report for June 2008

Report Effective Dates: 06/01/2008 - 06/30/2008

Status: Submitted Past Due

[No Discharge](#) [EDF/CDF](#) [Analytical Data](#) [Calculated Data](#) [Data Summary](#) [Attachments](#) [Violations](#) [Submittal](#) [Post Certified](#)[Save for Later](#)[Certify & Submit](#)[Preview report](#)

Please describe your submission, including descriptions of all violated requirements.

Option A: Select a document on your computer by clicking 'Browse'.

File*	
<input type="text"/>	<a href="#">Browse...</a>
<a href="#">Upload File</a>	
Uploaded cover letter:	

Option B: You may enter plain text in the field below.

Cover letter on Attachment tab.  
This is the second eSMR submission by Yuba City.  
Still need confirmation if the calculations submitted meet permit requirements.



[Menu](#) | [Help](#) | [Log out](#)

Navigate to:

You are logged-in as: sdischarger. If this account does not belong to you, please log out.

## Self Monitoring Report (SMR)

[Back to SMR search screen](#)

**Reporting Level:** Level II

**Facility Name:** Yuba City WWTF

**Order Number:** R5-2007-0134

**Water Board Office:** Region 5S - Sacramento

**Case Worker:** John Ginn

**Monthly SMR ( MONNPDES ) report for June 2008**

**Report Effective Dates:** 06/01/2008 - 06/30/2008

**Status:** Submitted Past Due

[No Discharge](#) [EDF/CDF](#) [Analytical Data](#) [Calculated Data](#) [Data Summary](#) [Attachments](#) [Violations](#) [Submittal](#) [Post Certified](#)

Click on the Violation ID to access the violation info.

Violation ID	Violation Date	Violation Type	Description	Corrective Action	Current Status	Last Modified By	Created By
<a href="#">779776</a>	06/11/2008	Category 1 Pollutant (Effluent Violation for Group 1 Pollutant)	Phosphate, Total (as P);5;10;ug/L,Instantaneous Maximum.	dont sample	Violation	Discharger	Discharger
<a href="#">779737</a>	06/15/2008	Acute Toxicity	Violation Created during eSMR2 demonstration.	None taken.	Violation	Water Board Staff	Case Worker

© 2008 State of California. [Conditions of Use](#) [Privacy Policy](#)

# *Potential Permit Questions/Issues*

- Examples that have come up in User Group:
  - Report due dates
    - Holidays?
    - Weekends?
  - If Bio-solids data is required...



# Potential Permit Questions/Issues

## Example: Stillwater WWTF

**CALIFORNIA REGIONAL WATER QUALITY CONTROL BOARD  
CENTRAL VALLEY REGION**

415 Knollcrest Drive, Suite 100, Redding, CA 96002  
Phone (530) 224-4845 • FAX (530) 224-4857  
<http://www.waterboards.ca.gov/centralvalley>

**ORDER NO. R5-2007-0058  
NPDES NO. CA0082589**

**WASTE DISCHARGE REQUIREMENTS FOR THE  
CITY OF REDDING  
STILLWATER WASTEWATER TREATMENT FACILITY  
SHASTA COUNTY**

The following Discharger is subject to waste discharge requirements as set forth in this Order:

**Table 1. Discharger Information**

<b>Discharger</b>	City of Redding
<b>Name of Facility</b>	Stillwater Wastewater Treatment Facility
<b>Facility Address</b>	6475 Airport Road
	Anderson, CA 96007
	Shasta County
The U.S. Environmental Protection Agency (USEPA) and the Regional Water Quality Control Board have classified this discharge as a major discharge.	



# Potential Permit Questions/Issues

## Include as Analytical data

Table E-6b. Receiving Water Monitoring Requirements for R-001a

Parameter <sup>(a)</sup>	Units	Sample Type	Minimum Sampling Frequency	Required Analytical Test Method
Cadmium, Total Recoverable	ug/L	Grab	1/month	d
Copper, Total Recoverable	ug/L	Grab	1/month	d
Zinc, Total Recoverable	ug/L	Grab	1/month	d
Cadmium, Dissolved	ug/L	Grab	1/year <sup>b</sup>	d
Copper, Dissolved	ug/L	Grab	1/year <sup>b</sup>	d
Zinc, Dissolved	ug/L	Grab	1/year <sup>b</sup>	d
Electrical Conductivity @ 25°C	µmhos/cm	Grab	1/year	d
Priority Pollutants	ug/L	Grab	1/year	d
Temperature	°F (°C)	Grab	1/year	d
pH	standard units	Grab	1/year	d
Dissolved Organic Carbon	mg/L	Grab	1/year	d
Standard Minerals <sup>c</sup>	mg/L	Grab	1/year	d
Alkalinity	mg/L CaCO <sub>3</sub>	Grab	1/year	d
Sulfide	mg/L	Grab	1/year	d

# Potential Permit Questions/Issues

## Include as Analytical data

### B. Municipal Water Supply

#### 1. Monitoring Location SPL-001

The Discharger shall monitor the Municipal Water Supply at SPL-001 as follows. A sampling station shall be established where a representative sample of the municipal water supply can be obtained. Municipal water supply samples shall be collected at approximately the same time as effluent samples.

Table E-7. **Municipal Water Supply Monitoring Requirements**

Parameter	Units	Sample Type	Minimum Sampling Frequency	Required Analytical Test Method
Electrical Conductivity @ 25°C <sup>1</sup>	umhos/cm	Grab	1/quarter	<sup>2</sup>

<sup>1</sup> If the water supply is from more than one source, the EC shall be reported as a weighted average and include copies of supporting calculations.

<sup>2</sup> Pollutants shall be analyzed using the analytical methods described in 40 CFR Part 136; for priority pollutants the methods must meet the lowest minimum levels (MLs) specified in Attachment 4 of the SIP, where no methods are specified for a given pollutant, by methods approved by this Regional Water Board or the State Water Board.

# *Potential Permit Questions/Issues*

## *Include as Analytical data with comments*

5. Reporting Protocols. The Discharger shall report with each sample result the applicable Reporting Level (RL) and the current Method Detection Limit (MDL), as determined by the procedure in Part 136.

The Discharger shall report the results of analytical determinations for the presence of chemical constituents in a sample using the following reporting protocols:

- a. Sample results greater than or equal to the RL shall be reported as measured by the laboratory (i.e., the measured chemical concentration in the sample).
- b. Sample results less than the RL, but greater than or equal to the laboratory's MDL, shall be reported as "Detected, but Not Quantified," or DNQ. The estimated chemical concentration of the sample shall also be reported.

For the purposes of data collection, the laboratory shall write the estimated chemical concentration next to DNQ as well as the words "Estimated Concentration" (may be shortened to "Est. Conc."). The laboratory may, if such information is available, include numerical estimates of the data quality for the reported result. Numerical estimates of data quality may be percent accuracy ( $\pm$  a percentage of the reported value), numerical ranges (low to high), or any other means considered appropriate by the laboratory.

# Potential Permit Questions/Issues

*Include as Calculated data*

Table 6. Effluent Limitations

Parameter	Units	Effluent Limitations				
		Average Monthly	Average Weekly	Maximum Daily	Instantaneous Minimum	Instantaneous Maximum
BOD 5-day @ 20°C	mg/L	10	15	30	–	--
	lbs/day <sup>a</sup>	334	500	1,001	--	--
Total Suspended Solids	mg/L	10	15	30	–	--
	lbs/day <sup>a</sup>	334	500	1,001	--	--
pH	standard units	–	–	–	6.0	9.0
Copper, Total Recoverable	ug/L	13.7	–	27.4	–	–
Zinc, Total Recoverable	ug/L	57.8	–	115.9	–	--
Cyanide, Total (as CN)	ug/L	31.8	–	63.7	–	--
Chlorodibromomethane	ug/L	12.1	–	24.2	–	--
Dichlorobromomethane	ug/L	18.1	–	36.2	–	--
alpha-BHC	ug/L	0.11	–	0.21	–	--
beta-BHC	ug/L	0.15	–	0.30	–	--
gamma-BHC	ug/L	0.81	–	1.62	–	--
Chlorine Residual	mg/L	–	0.01 <sup>b</sup>	0.02 <sup>c</sup>	–	--
Total Coliform Organisms	MPN/100 mL	23 <sup>d</sup>	–	500	–	--

# ***Potential Permit Questions/Issues***

## ***Include as Calculated data***

4. With the exception of flow, all constituents monitored on a continuous basis (metered), shall be reported as daily maximums, daily minimums, and daily averages; flow shall be reported as the total volume discharged per day for each day of discharge.
5. If the Discharger monitors any pollutant at the locations designated herein more frequently than is required by this Order, the results of such monitoring shall be included in the calculation and reporting of the values required in the discharge

# ***Potential Permit Questions/Issues***

## ***Include as Calculated data and Attachment***

**D. WET Testing Reporting Requirements.** All toxicity test reports shall include the contracting laboratory's complete report provided to the Discharger and shall be in accordance with the appropriate "Report Preparation and Test Review" sections of the method manuals. At a minimum, whole effluent toxicity monitoring shall be reported as follows:

1. **Chronic WET Reporting.** Regular chronic toxicity monitoring results shall be reported to the Regional Water Board within 30 days following completion of the test, and shall contain, at minimum:
  - a. The results expressed in TUC, measured as 100/NOEC, and also measured as 100/LC<sub>50</sub>, 100/EC<sub>25</sub>, 100/IC<sub>25</sub>, and 100/IC<sub>50</sub>, as appropriate.
  - b. The statistical methods used to calculate endpoints;

# ***Potential Permit Questions/Issues***

## ***Include as Attachment***

2. In conducting the receiving water sampling, a log shall be kept of the receiving water conditions through the reach bounded by R-001 and R-002. Attention shall be given to the presence or absence of:

a. Floating or suspended matter

b. Discoloration

c. Bottom deposits

d. Aquatic life

e. Visible films, sheens or coatings

f. Fungi, slimes, or objectionable growths

g. Potential nuisance conditions

Notes on receiving water conditions shall be summarized in the monitoring report.



# ***Potential Permit Questions/Issues***

## ***Include as Attachment***

### **IX. OTHER MONITORING REQUIREMENTS**

#### **A. Biosolids**

##### **1. Monitoring Location BIO-001**

1. A composite sample of sludge shall be collected annually at Monitoring Location BIO-001 in accordance with EPA's POTW Sludge Sampling and Analysis Guidance Document, August 1989, and tested for priority pollutants listed in 40 CFR section 122 Appendix D, Tables II and III (excluding total phenols).
2. A composite sample of sludge shall be collected when sludge is removed from the ponds for disposal in accordance with USEPA's POTW Sludge Sampling and Analysis Guidance Document, August 1989, and tested for the metals listed in Title 22.

# *User Accounts*

- Paper Registration Forms
  - Legally Responsible Official (LRO) account
    - The person who signs the paper SMR
  - Data Preparer account
    - Requires confirmation by LRO

# *Transition Process*

- 3 Successful submittals
- Caseworker will verify the submittals
- Regional Board will issue "all electronic" letter; paper SMR reports will no longer be required

# Questions?

CA.GOV CALIFORNIA ENVIRONMENTAL PROTECTION AGENCY  
STATE WATER RESOURCES CONTROL BOARD

Home | About Us | Public Notices | Board Info | Board Decisions | Water Issues | Publications/Forms | Press Room

Programs | Available Documents | Hot Topics |

GOVERNOR SCHWARZENEGGER  
Visit his Website

Home → Water Issues → Programs → Ciwqs

## California Integrated Water Quality System Project (CIWQS)

### CIWQS HELP CENTER – NPDES

#### Support for the National Pollutant Discharge Elimination System

- **CIWQS Registration Forms**
  - [Legally Responsible Official](#)
  - [Data Submitter](#)
- **eSMR2 Presentations and Helpful Information**
  - [Workshop Presentation](#) - The presentation given in our training class
  - [User Guide](#) - User guide for the web portion of your submittal
  - [Submittal Checklist](#) - Bulleted list of steps to help you through your first couple submittals
  - [Common Errors](#) - A list of the most common errors that you may receive when uploading a CDF, EDF, or PET export file and how to resolve them
  - [Business Rules](#) - Several guidelines on how to enter information
  - [User Group webpage](#) - Find out the latest progress in eSMR development
  - [Frequently Asked Questions](#) - The most common questions we hear and their answers
- **PET Tool / CIWQS Data Format Installer**
  - [Data Types](#) - Guidelines on how Data Types should be used in the Permittee Entry Template (PET) Tool
- **Optional Tools**
  - **Pivot** - Review your uploaded monitoring data in an easy to read format prior to certifying and submitting. (*"Save" the Excel file to your computer before installing.*)
    - [Instructions](#) | [Excel 2003](#)
    - [Instructions](#) | [Excel 2007](#)
  - **Limit** - Use after the Pivot Tool to compare your permit limits to your monitoring data. You must populate the limits in the Limit tool.
    - [Instructions](#) | [Excel 2003](#)
    - [Instructions](#) | [Excel 2007](#)
- [Additional NPDES Information](#)

#### Questions or Comments about NPDES?

→ Please email the [CIWQS Help Center](#) or phone 866-79-CIWQS (24977)

[http://www.waterboards.ca.gov/water\\_issues/programs/ciwqs/chc\\_npdes.shtml](http://www.waterboards.ca.gov/water_issues/programs/ciwqs/chc_npdes.shtml)