

---

**Central Valley Regional Water Quality Control Board**

22 January 2018

Chandra Johannesson  
East Bay Municipal Utility District  
375 11<sup>th</sup> Street  
Oakland, CA 94607

**CERTIFIED MAIL**  
**91 7199 9991 7036 7006 7297**

**NOTICE OF APPLICABILITY**  
**GENERAL WASTE DISCHARGE REQUIREMENTS FOR**  
**SMALL DOMESTIC WASTEWATER TREATMENT SYSTEMS**  
**ORDER WQ 2014-0153-DWQ**  
**FOR**  
**EAST BAY MUNICIPAL UTILITY DISTRICT**  
**PARDEE CENTER WASTEWATER TREATMENT PLANT**  
**CALAVERAS COUNTY**

The East Bay Municipal Utility District (EBMUD, hereafter “Discharger”) submitted a Report of Waste Discharge (RWD) dated 28 July 2017 describing the Pardee Center Wastewater Treatment Plant (WWTP) in Calaveras County. Based on the information provided, the wastewater treatment system and discharge is consistent with the requirements of the State Water Resources Control Board (State Water Board) *General Waste Discharge Requirements for Small Domestic Wastewater Treatment Systems*, Order WQ 2014-0153-DWQ (General Order). This Notice of Applicability (NOA) provides notice that the General Order is applicable to the site as described below. You are hereby assigned Order WQ 2014-0153-DWQ-R5255 for the discharge. A copy of the General Order is enclosed and also available at:

[http://www.waterboards.ca.gov/board\\_decisions/adopted\\_orders/water\\_quality/2014/wqo2014\\_0153\\_dwq.pdf](http://www.waterboards.ca.gov/board_decisions/adopted_orders/water_quality/2014/wqo2014_0153_dwq.pdf)

You should familiarize yourself with the entire General Order and its attachments, which describe mandatory discharge and monitoring requirements. The General Order contains operational and reporting requirements by wastewater system type. Sampling, monitoring, and reporting requirements applicable to your treatment and disposal methods must be completed in accordance with the appropriate treatment system sections of the General Order and the attached Monitoring and Reporting Program (MRP) 2014-0153-DWQ-R5255. The Discharger is responsible for all the applicable requirements that exist in the General Order and this NOA.

## **REGULATORY BACKGROUND**

Wastewater discharge from the WWTP is currently regulated by Waste Discharge Requirements (WDRs) Order R5-2003-0119, which was adopted on 11 July 2003. WDRs Order R5-2003-0119 will be rescinded at an upcoming Central Valley Regional Water Board meeting. Effective upon rescission of Order R5-2003-0119, the discharge described in this NOA shall be regulated pursuant to the General Order.

## **FACILITY AND DISCHARGE DESCRIPTION**

The Pardee Center WWTP is located at 3535 Sandretto Road, Valley Springs in Calaveras County as shown on Attachment A, which is attached hereto and is made part of this NOA by reference. The WWTP is on Assessor Parcel Number 16-001-01 in Section 35, T5N, R10E, MDB&M. The facility is located approximately three quarters of a mile southeast of Pardee Reservoir Dam.

The Discharger owns and operates the WWTP, which provides wastewater treatment for Pardee Center, the District's Upcountry headquarters. Pardee Center occupies 306 acres consisting administrative offices, a conference hall with a lodge that can accommodate up to 29 guests, five employee permanent residences, maintenance buildings, and warehouses. About 42 employees permanently work at this location. In addition, there is a constant flow of employees from other District facilities conducting work as needed in and around Pardee Center. From January 2016 through October 2017, the monthly average flow rates varied from approximately 220 to 2,490 gallons per day (gpd) with an average of approximately 900 gpd. Pardee Center's water supply is from Pardee Reservoir, which collects pristine water from the Mokelumne River with low salinity (TDS 30 mg/L).

The WWTP, built in 1970, consists of an activated sludge package plant, a 1,000-gallon septic tank, and an unlined evaporation/percolation pond. The package plant consists of a small inline comminutor, a 3,000-gallon aeration tank, and a 750-gallon clarifier. The evaporation/percolation pond has a surface area of 0.5 acres with a total depth of seven feet. The capacity of the evaporation/percolation pond is 1.4 acre-feet with two feet of freeboard. The water balance in the RWD shows the disposal capacity is 2,000 gpd as an average dry weather flow. The original pond installation included a spray field disposal system. The spray field disposal system was disconnected in 2003 and the Discharger has no plans to reactivate the system because the pond has adequate disposal capacity. The site plan is shown on Attachment B, which is attached hereto and is made part of this NOA by reference.

Wastewater is treated by the activated sludge process and then clarified, with further settling of suspended solids in the septic tank and then in the 2,900-gallon sump (wet well) at the lift station before then being discharged to the evaporation/percolation pond. A flow totalizer is located on the effluent line from the lift station to the evaporation/percolation pond. A Process Schematic is shown on Attachment C, which is attached hereto and is made part of this NOA by reference.

Minimum solids are generated in the package treatment plant and in the evaporation/percolation pond. The solids are removed from the WWTP on an as needed basis and hauled to a permitted facility in Amador County for additional treatment, dewatering, and disposal. The Pond does not have observable solids accumulations and it has not been cleaned since it was constructed in the 1980s.

The table below is a summary of effluent quality starting in January 2016 through October 2017.

<b>Effluent Quality Characterization <sup>1</sup></b>			
Constituent (mg/L)	Max	Min	Average
EC	960	420	575
TDS	740	240	441
Sodium	184	29	92
Chloride	56	16	32
Total Nitrogen	75	15	36
Nitrate as Nitrogen	71	11	34
BOD <sub>5</sub> <sup>2</sup>	18	1.8	7.1

Abbreviations: EC – Electrical Conductivity; TDS – Total Dissolved Solids;  
 BOD – biochemical oxygen demand

<sup>1</sup> Except for BOD, effluent data were collected quarterly.

<sup>2</sup> BOD data were collected monthly.

Three shallow groundwater monitoring wells MW-1, MW-2 and MW-3 were installed in 2004 near the percolation pond as shown on Attachment B. Based on measurements collected in July 2017, the depths to groundwater range from 29 to 34 feet below ground surface, and the groundwater flow direction was to the north-northwestly with an approximate horizontal gradient of 0.027 feet per foot. A summary of historical groundwater monitoring data is presented in the table below based on semi-annual data collected from July 2012 through July 2017.

Constituent	MW-1	MW-2	MW-3	Concentration Protective of Beneficial Uses
EC (µmhos/cm)	391 - 573	461 - 578	600 - 864	700 <sup>1</sup> to 2,200 <sup>2</sup>
TDS (mg/L)	280 - 380	330 - 380	360 - 540	450 <sup>1</sup> to 1,500 <sup>2</sup>
Nitrate Nitrogen (mg/L)	4.4 - 10	7.0 - 27	5.1 - 8.7	10 <sup>3</sup>

<sup>1</sup> Lowest agricultural water quality goal.

<sup>2</sup> Short-term Secondary Maximum Contaminant Level.

<sup>3</sup> Primary Maximum Contaminant Level.

### **SITE-SPECIFIC REQUIREMENTS AND EFFLUENT LIMITS**

The wastewater treatment operator must be familiar with the requirements contained in the General Order, this NOA, and the MRP.

Note that the General Order contains prohibitions and specifications that apply to all wastewater treatment systems as well as those that only apply to specific treatment and/or disposal systems. The specific requirements for your treatment system are summarized below.

**Requirements by Wastewater System Type, Section B of General Order**

**A. Prohibitions**

This section applies to all discharges.

**B. Requirements by Wastewater System Type**

B.1 All Wastewater Systems

B.1.a Treated wastewater discharged to the evaporation/percolation pond shall not exceed 2,000 gpd as an average dry weather flow defined as the total flow for the months of July through September divided by 92 days.

B.1.l Wastewater system setbacks.

Equipment or Activity	Domestic Well	Flowing Stream	Ephemeral Stream Drainage	Property Line	Lake or Reservoir
Septic Tank, Treatment System, & Collection System <sup>1</sup>	150 ft.	50 ft.	50 ft.	5 ft.	200 ft.
<b>WASTEWATER STORAGE AND/OR TREATMENT PONDS</b>					
Impoundment (undisinfected secondary recycled water) <sup>2</sup>	150 ft.	150 ft.	150 ft.	50 ft.	200 ft.

<sup>1</sup> Reference setbacks from “Septic Tank, Aerobic Treatment Unit, Treatment System, or Collection System” in Table 3 of General Order.

<sup>2</sup> Reference setbacks from “Wastewater Storage and/or Treatment Ponds” in Table 3 of General Order.

B.2 Septic Systems

The WWTP utilizes a septic tank; therefore this section applies in its entirety.

B.4 Activated Sludge Systems

The WWTP utilizes an activated sludge package plant; therefore this section applies in its entirety.

B.5 Pond Systems

The WWTP utilizes an evaporation/percolation pond; therefore this section applies in its entirety.

**Effluent Limitations, Section D of General Order**

This section applies in its entirety to the WWTP and shall include the following site specific limitations.

Effluent Limitations

The following limit apply to the effluent prior to discharge to the evaporation/percolation pond.

Constituent	Units	Limit
BOD	mg/L	30 (monthly average)

Effluent Limit Rationale

The activated sludge treatment system is subject to technology performance effluent limits for biochemical oxygen demand as specified in the General Order.

**MONITORING AND REPORTING PROGRAM**

The Discharger shall comply with MRP 2014-0153-DWQ-R5255, which is attached hereto and made part of this NOA by reference.

**ENFORCEMENT**

Please review this NOA carefully to ensure that it completely and accurately reflects the discharge. Discharge of wastes other than those described in this NOA is prohibited. Prior to allowing changes to the wastewater strength or generation rate, or to the method of waste disposal, you must contact the Central Valley Regional Water Board to determine if submittal of an RWD is required.

The Discharger generates the waste subject to the terms and conditions of the General Order and maintains exclusive control over the discharge. As such, the Discharger is primarily responsible for compliance with this NOA, MRP, and General Order, with all attachments. Failure to comply with the requirements in the General Order or this NOA could result in an enforcement action as authorized by provisions of the California Water Code.

**ANNUAL FEES**

Staff has determined the discharge is a threat to water quality and complexity rating of 3-B. The annual fee corresponding to a threat to water quality and complexity of 3-B is currently \$4,699; however, because the permitted flow is less than 50,000 gpd, the discharge qualifies for the 50-percent fee discount. Therefore, the annual fee for this discharge is currently \$2,350. The fee is due and payable on an annual basis until coverage under the General Order is formally rescinded. Please note that the annual fees are reviewed each year and may change. If the wastewater discharge ceases, you must provide written notice so that we can terminate coverage under the General Order and no longer bill you.

**DOCUMENT SUBMITTAL**

All monitoring reports and other correspondence should be converted to searchable Portable Document Format (PDF) and submitted electronically. Documents that are less than 50 MB should be emailed to:

*centralvalleysacramento@waterboards.ca.gov.*

To ensure that your submittal is routed to the appropriate staff person, the following information should be included in the body of the email or any documentation submitted to the mailing address for this office:

Facility Name: East Bay Municipal Utility District, Pardee Center Wastewater Treatment Plant, Calaveras County		
Program: Non-15 Compliance	Order: 2014-0153-DWQ-R5255	CIWQS Place ID: 222129

Documents that are 50 MB or larger should be transferred to a CD, DVD, or flash drive and mailed to:

Central Valley Regional Water Quality Control Board  
ECM Mailroom  
11020 Sun Center Drive, Suite 200  
Rancho Cordova, CA 95670

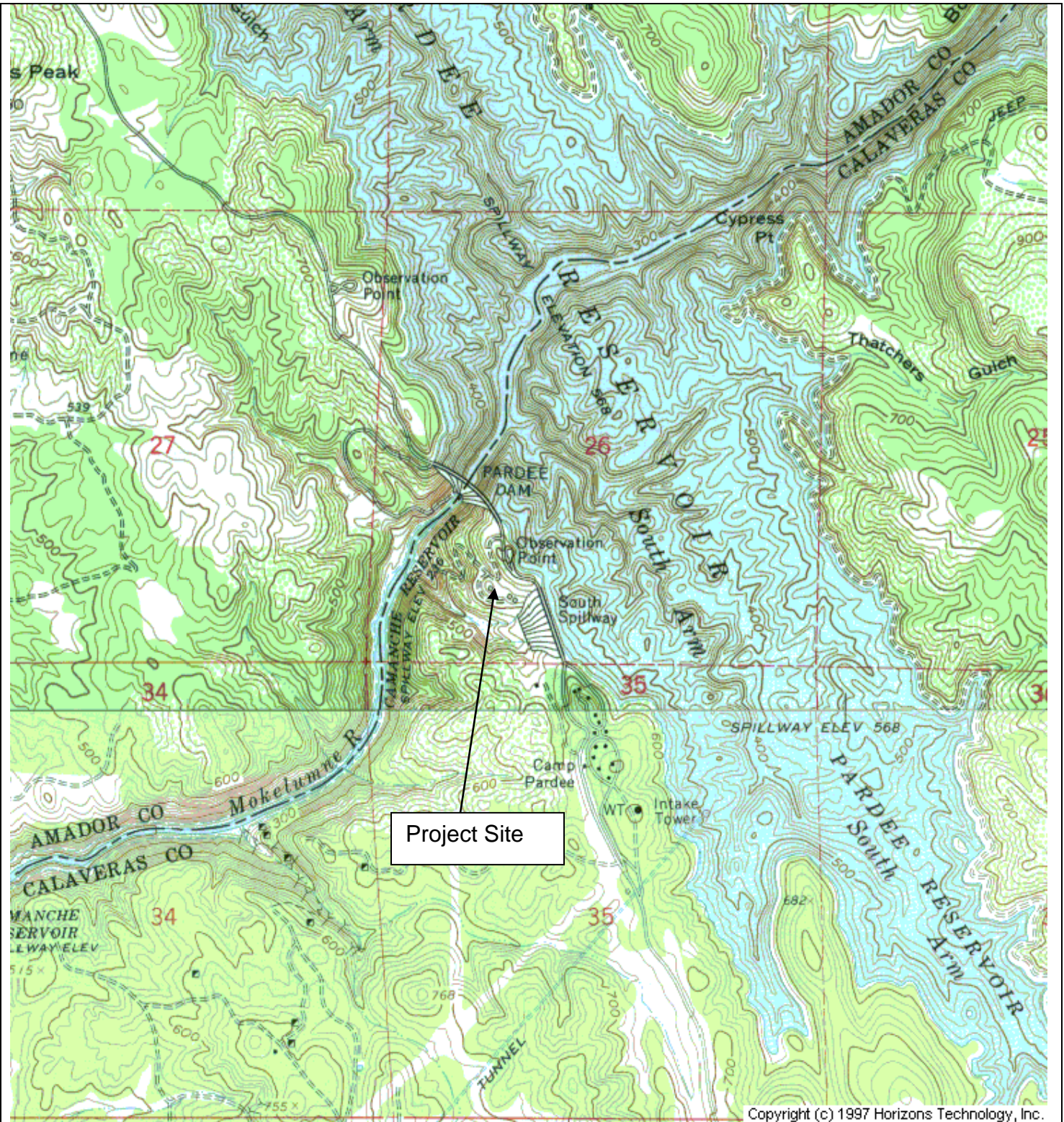
Now that the Notice of Applicability has been issued, the Board's Compliance and Enforcement section will take over management of your case. Kenny Croyle is your new point of contact for any questions about the General Order. If you find it necessary to make a change to your permitted operations, Kenny will direct you to the appropriate Permitting staff. You may contact Kenny at (916) 464-4676 or at [kcroyle@waterboards.ca.gov](mailto:kcroyle@waterboards.ca.gov).

*For Andrew Altevogt*  
Pamela C. Creedon  
Executive Officer

enc: Water Quality Order WQ 2014-0153-DWQ  
Monitoring and Reporting Program 2014-0153-DWQ-R5255  
Attachment A, Site Location Map  
Attachment B, Site Plan  
Attachment C, Process Schematic  
MRP Transmittal Sheet

cc w/out enc: Timothy O'Brien, State Water Resources Control Board, Sacramento  
Brian Moss, Calaveras County Environmental Health Department, San  
Andreas






Copyright (c) 1997 Horizons Technology, Inc.

Drawing Reference:

U.S.G.S TOPOGRAPHIC MAP  
7.5 MINUTE QUADRANGLE

**SITE LOCATION MAP**

EAST BAY MUNICIPAL UTILITY DISTRICT  
PARDEE CENTER WASTEWATER  
TREATMENT PLANT  
CALAVERAS COUNTY



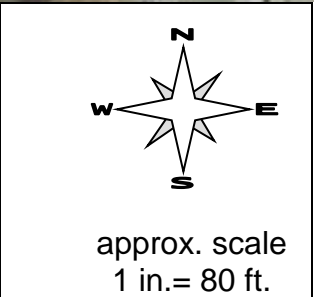
approx. scale  
1 in. = 24,000 ft.



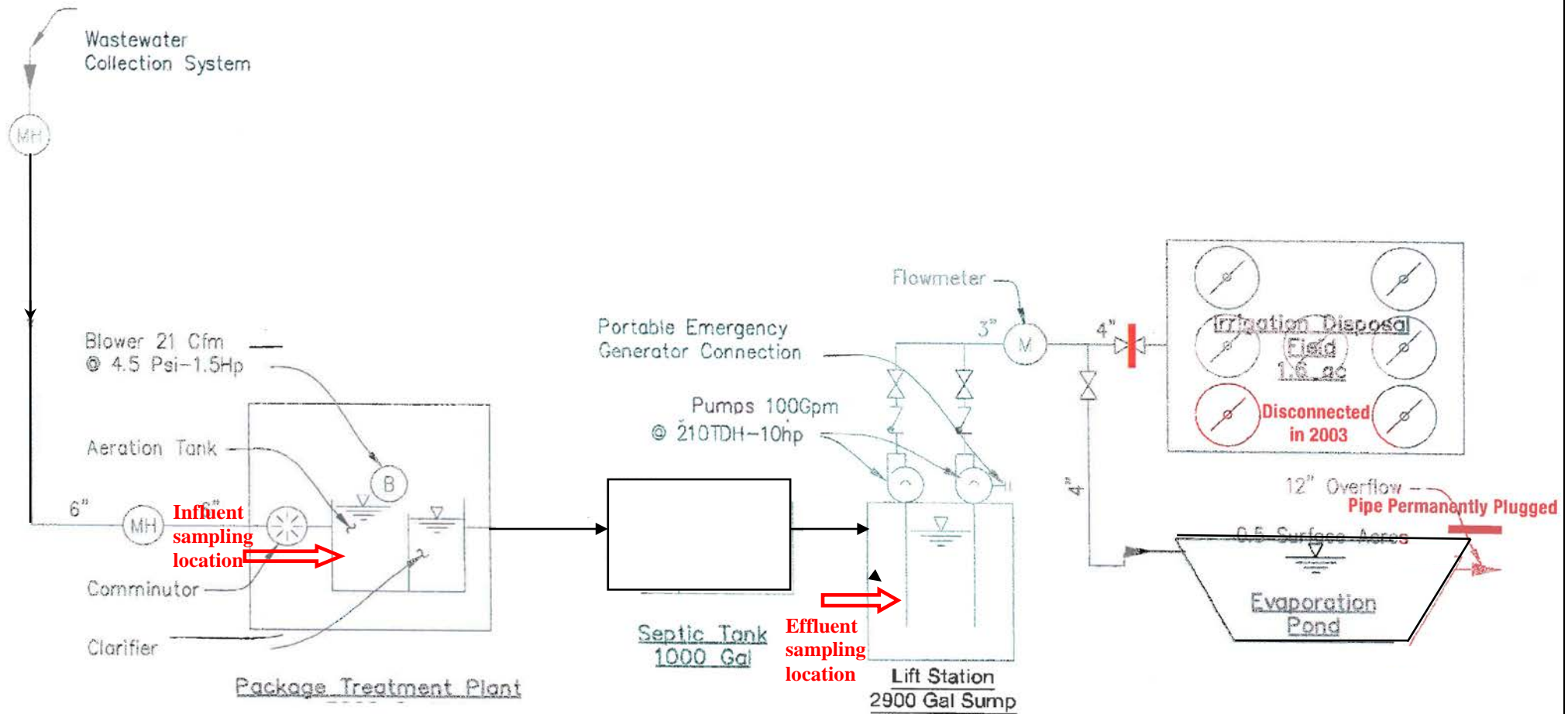


Drawing Reference:  
Google Maps  
Dec 2017

**SITE PLAN**  
EAST BAY MUNICIPAL UTILITY DISTRICT  
PARDEE CENTER WASTEWATER TREATMENT PLANT  
CALAVERAS COUNTY







Drawing Reference:  
RWD, July 2017

PROCESS SCHEMATIC  
EAST BAY MUNICIPAL UTILITY DISTRICT  
PARDEE CENTER WASTEWATER TREATMENT PLANT  
CALAVERAS COUNTY

CALIFORNIA REGIONAL WATER QUALITY CONTROL BOARD  
CENTRAL VALLEY REGION  
MONITORING AND REPORTING PROGRAM WQ 2014-0153-DWQ-R5255  
FOR  
EAST BAY MUNICIPAL UTILITY DISTRICT  
PARDEE CENTER WASTEWATER TREATMENT PLANT  
CALAVERAS COUNTY

This Monitoring and Reporting Program (MRP) describes requirements for monitoring influent, effluent, pond, groundwater, solid waste and sludge, and water supply. This MRP is issued pursuant to Water Code Section 13267. The East Bay Municipal Utility District (Discharger) shall not implement any changes to this MRP unless and until a revised MRP is issued by the Executive Officer.

Water Code section 13267 states, in part:

*“In conducting an investigation specified in subdivision (a), the regional board may require that any person who has discharged, discharges, or is suspected of having discharged or discharging, or who proposes to discharge waste within its region, or any citizen or domiciliary, or political agency or entity of this state who has discharged, discharges, or is suspected of having discharged or discharging, or who proposes to discharge, waste outside of its region that could affect the quality of waters within its region shall furnish, under penalty of perjury, technical or monitoring program reports which the regional board requires. The burden, including costs, of these reports shall bear a reasonable relationship to the need for the report and the benefits to be obtained from the reports. In requiring those reports, the regional board shall provide the person with a written explanation with regard to the need for the reports, and shall identify the evidence that supports requiring that person to provide the reports.”*

Water Code section 13268 states, in part:

*“(a) Any person failing or refusing to furnish technical or monitoring program reports as required by subdivision (b) of Section 13267, or failing or refusing to furnish a statement of compliance as required by subdivision (b) of Section 13399.2, or falsifying and information provided therein, is guilty of a misdemeanor and may be liable civilly in accordance with subdivision (b).*

*(b)(1) Civil liability may be administratively imposed by a regional board in accordance with Article 2.5 (commencing with section 13323) of Chapter 5 for a violation of subdivision (a) in an amount which shall not exceed one thousand dollars (\$1,000) for each day in which the violation occurs.”*

The Discharger operates the wastewater system that is subject to the Notice of Applicability (NOA) of Water Quality Order 2014-0153-DWQ-R5255. The reports are necessary to ensure that the Discharger complies with the NOA and General Order. Pursuant to Water Code section 13267, the Discharger shall implement this MRP and shall submit the monitoring reports described herein.

All samples shall be representative of the volume and nature of the discharge or matrix of material sampled. The name of the sampler, sample type (grab or composite), time, date,

location, bottle type, and any preservative used for each sample shall be recorded on the sample chain of custody form. The chain of custody form must also contain all custody information including date, time, and to whom samples were relinquished. If composite samples are collected, the basis for sampling (time or flow weighted) shall be approved by Central Valley Water Board staff.

Field test instruments (such as those used to test pH, dissolved oxygen, and electrical conductivity) may be used provided that they are used by a State Water Resources Control Board, Environmental Laboratory Accreditation Program certified laboratory, or:

1. The user is trained in proper use and maintenance of the instruments;
2. The instruments are field calibrated prior to monitoring events at the frequency recommended by the manufacturer;
3. Instruments are serviced and/or calibrated by the manufacturer at the recommended frequency; and
4. Field calibration reports are maintained and available for at least three years.

If monitoring consistently shows no significant variation in magnitude of a constituent concentration or parameter after at least 12 months of monitoring, the Discharger may request this MRP be revised to reduce monitoring frequency. The proposal must include adequate technical justification for reduction in monitoring frequency.

### INFLUENT MONITORING

Samples shall be collected at approximately the same time as effluent samples and shall be representative of the influent. Influent monitoring shall include the following:

<u>Constituent</u>	<u>Units</u>	<u>Type of Sample</u>	<u>Sampling Frequency</u>	<u>Reporting Frequency</u>
BOD <sub>5</sub> <sup>1</sup>	mg/L	Grab	Monthly	Monthly

<sup>1</sup> 5-day biochemical oxygen demand.

### EFFLUENT MONITORING

Samples of effluent shall be collected from the pump station downstream of the wastewater treatment plant prior to discharge to the evaporation/percolation pond. At a minimum, effluent monitoring shall consist of the following:

<u>Constituent</u>	<u>Units</u>	<u>Type of Sample</u>	<u>Sampling Frequency</u>	<u>Reporting Frequency</u>
Flow <sup>1</sup>	gpd	Meter	Daily	Monthly
BOD <sub>5</sub>	mg/L	Grab	Monthly	Monthly
pH	Standard	Grab	Monthly	Monthly
Total Dissolved Solids	mg/L	Grab	Quarterly	Semi-annually
Nitrate as Nitrogen	mg/L	Grab	Quarterly	Semi-annually

<u>Constituent</u>	<u>Units</u>	<u>Type of Sample</u>	<u>Sampling Frequency</u>	<u>Reporting Frequency</u>
Total Nitrogen	mg/L	Grab	Quarterly	Semi-annually
Standard Minerals <sup>2</sup>	mg/L	Grab	Annually	Annually

<sup>1</sup>. Flow shall be monitored from the pump station that conveys effluent into evaporation/percolation pond.

<sup>2</sup>. Standard Minerals shall include, at a minimum, the following elements/compounds: boron, calcium, chloride, magnesium, potassium, sodium, sulfate, total alkalinity (including alkalinity series), and hardness.

### POND MONITORING

The evaporation/percolation pond shall be monitored as follows. If the pond is empty on the scheduled monitoring date, the Discharger may report the freeboard monitoring result as “dry”.

<u>Constituent</u>	<u>Units</u>	<u>Type of Sample</u>	<u>Sampling Frequency</u>	<u>Reporting Frequency</u>
Dissolved Oxygen <sup>1,2</sup>	mg/L	Grab	Weekly	Monthly
Freeboard	0.1 feet	Measurement	Weekly	Monthly
Odors	--	Observation	Weekly	Monthly
Berm condition <sup>3</sup>	--	Observation	Weekly	Monthly

<sup>1</sup> If the pond depth exceeds one foot, samples shall be collected at a depth of one foot from each pond in use, opposite the inlet. If the water depth is less than one foot, surface sampling is acceptable.

<sup>2</sup> Record any upset conditions that could effect monitoring interpretation, such as less than one foot of wastewater in pond.

<sup>3</sup> Berm shall be observed for signs of seepage or surfacing water along the exterior toe of the berm. If surfacing water is found, then a sample shall be collected and tested for total coliform organisms and total dissolved solids.

### GROUNDWATER MONITORING

Groundwater samples shall be collected from each groundwater monitoring well in accordance with an approved groundwater sampling plan. Prior to sampling, depth to groundwater shall be measured to the nearest 0.01 feet. Water table elevations shall be calculated and used to determine groundwater gradient and flow direction. Samples shall be collected and analyzed using approved EPA methods or other methods approved by the Central Valley Water Board. Semi-annual groundwater monitoring shall occur in January and July. Groundwater monitoring shall include, at a minimum, the following:

<u>Constituents</u>	<u>Units</u>	<u>Type of Sample</u>	<u>Sampling and Reporting Frequency</u>
Depth to Groundwater	0.01 feet	Measurement	Semi-annually
Groundwater Elevation <sup>1</sup>	0.01 feet	Calculated	Semi-annually
Gradient Magnitude	feet/feet	Calculated	Semi-annually
Gradient Direction	degrees	Calculated	Semi-annually
Electrical Conductivity	mg/L	Grab	Semi-annually
Total Dissolved Solids	mg/L	Grab	Semi-annually
Nitrate as Nitrogen	mg/L	Grab	Semi-annually
pH	pH units	Grab	Semi-annually



<u>Constituents</u>	<u>Units</u>	<u>Type of Sample</u>	<u>Sampling and Reporting Frequency</u>
Total Coliform Organisms	MPN/100 mL	Grab	Semi-annually
Standard Minerals <sup>2</sup>	mg/L	Grab	Annually

<sup>1</sup> Groundwater elevation shall be determined based on depth-to-water measurements using a surveyed measuring point elevation on the well and a surveyed reference elevation.

<sup>2</sup> Standard Minerals shall include, at a minimum, the following elements/compounds: boron, dissolved iron, dissolved manganese, calcium, magnesium, potassium, sulfate, sodium, chloride, total alkalinity (including alkalinity series), and hardness.

### SOLID WASTE AND SLUDGE MONITORING

A log shall be kept of solid waste (grits and screenings) and sludge quantities generated and of handling and disposal activities, and shall be submitted as part of the monthly monitoring reports.

### WATER SUPPLY MONITORING

A sampling station shall be established where a representative sample of the municipal water supply can be obtained. Water supply monitoring shall include at least the following for each water source used during the previous year:

<u>Constituents</u>	<u>Units</u>	<u>Sampling Frequency</u>
Electrical Conductivity	mg/L	Annually
Total Dissolved Solids	mg/L	Annually
pH	pH units	Annually
Standard Minerals <sup>1</sup>	mg/L	Annually

<sup>1</sup> Standard Minerals shall include, at a minimum, the following elements/compounds: boron, calcium, magnesium, sodium, potassium, chloride, nitrogen, sulfate, total alkalinity (including alkalinity series), and hardness.

### REPORTING

All regulatory documents, submissions, materials, data, monitoring reports, and correspondence should be converted to a searchable Portable Document Format (PDF) and submitted electronically. Documents that are less than 50MB should be emailed to:

[centralvalleysacramento@waterboards.ca.gov](mailto:centralvalleysacramento@waterboards.ca.gov)

Documents that are 50 MB or larger should be transferred to a CD, DVD, or flash drive and mailed to the following address:

Central Valley Regional Water Quality Control Board  
 ECM Mailroom  
 11020 Sun Center Drive, Suite 200  
 Rancho Cordova, California 95670

To ensure that your submittals are routed to the appropriate staff, the following information block should be included in any correspondence used to transmit documents to this office:

Facility Name: East Bay Municipal Utility District, Pardee Center Wastewater Treatment Plant, Calaveras County		
Program: Non-15 Compliance	Order:2014-0153-DWQ-R5255	CIWQS Place ID: 222129

In reporting monitoring data, the Discharger shall arrange the data in tabular form so that the date, sample type (e.g., effluent, pond, etc.), and reported analytical result for each sample are readily discernible. The data shall be summarized in such a manner to clearly illustrate compliance with waste discharge requirements and spatial or temporal trends, as applicable. The results of any monitoring done more frequently than required at the locations specified in the MRP shall be reported in the next scheduled monitoring report.

As required by the California Business and Professions Code Sections 6735, 7835, and 7835.1, all Groundwater Monitoring Reports shall be prepared under the direct supervision of a California Registered Engineer or Geologist and signed by the registered professional.

#### **A. Monthly Monitoring Reports**

Monthly monitoring reports shall be submitted to the Central Valley Water Board by the **1<sup>st</sup> day of the second month** following the end of the reporting period (e.g., the January monthly report is due by 1 March). At a minimum, the reports shall include:

1. Results of the influent, effluent, pond, solid waste and sludge monitoring;
2. A comparison of the monitoring data to the discharge specifications and an explanation of any violation of those requirements;
3. If requested by staff, copies of laboratory analytical report(s), and
4. A calibration log verifying calibration of all monitoring instruments and devices used to fulfill the prescribed monitoring program.

#### **B. Semi-Annual Monitoring Reports**

In addition to the monthly monitoring reports, the Discharger shall establish a semi-annual sampling schedule for groundwater monitoring such that samples are obtained approximately every six months. Semi-Annual Monitoring Reports shall be submitted to the Central Valley Water Board by the **1<sup>st</sup> day of March and September**. The Semi-Annual Monitoring Reports shall include the following:

1. Results of the quarterly effluent monitoring;
2. Results of groundwater monitoring;
3. A narrative description of all preparatory, monitoring, sampling, and analytical testing activities for the groundwater monitoring. The narrative shall be sufficiently detailed to verify compliance with the WDR, this revised MRP, and the Standard Provisions and Reporting Requirements. The narrative shall be supported by field logs for each well documenting depth to groundwater and method of sampling;
4. Calculation of groundwater elevations, an assessment of groundwater flow direction and

gradient on the date of measurement, comparison of previous flow direction and gradient data, and discussion of seasonal trends if any;

5. A narrative discussion of the analytical results for all groundwater locations monitored including spatial and temporal trends, with reference to summary data tables, graphs, and appended analytical reports (as applicable);
6. Summary data tables of historical and current water table elevations and analytical results;
7. A comparison of monitoring data to the groundwater limitations and an explanation of any violation of those requirements;
8. A scaled map showing relevant structures and features of the facility, the locations of monitoring wells and any other sampling stations, and groundwater elevation contours referenced to mean sea level datum; and
9. Copies of laboratory analytical report(s) for groundwater monitoring.

### **C. Annual Report**

In addition to the monthly and semi-annual monitoring reports, an Annual Report shall be prepared. The Annual Report shall be submitted to the Central Valley Water Board by **1 February** each year. The Annual Report shall include the following:

1. The results from annual monitoring of the effluent, groundwater, and water supply;
2. If requested by staff, tabular and graphical summaries of all data collected during the year;
3. An evaluation of the groundwater quality beneath the wastewater treatment facility;
4. A discussion of compliance and the corrective actions taken, as well as any planned or proposed actions needed to bring the discharge into full compliance with the waste discharge requirements;
5. A discussion of any data gaps and potential deficiencies/redundancies in the monitoring system or reporting program;
6. A copy of the certification for each certified wastewater treatment plant operator working at the facility and a statement about whether the Discharger is in compliance with Title 23, CCR, Division 3, Chapter 26.
7. The results from any sludge monitoring required by the disposal facility;
8. Equipment maintenance and calibration records, as described in Standard Provision No. C.4;
9. A forecast of influent flows, as described in Standard Provision No. E.4; and
10. The results to date of the Upcountry Wastewater Collection System Condition Assessment.

A letter transmitting the self-monitoring reports shall accompany each report. The letter shall

include a discussion of requirement violations found during the reporting period, and actions taken or planned for correcting noted violations, such as operation or facility modifications. If the Discharger has previously submitted a report describing corrective actions and/or a time schedule for implementing the corrective actions, reference to the previous correspondence will be satisfactory. The transmittal letter shall contain the penalty of perjury statement by the Discharger, or the Discharger's authorized agent, as described in the Standard Provisions General Reporting Requirements Section B.3.

The Discharger shall implement the above monitoring program on the first day of the month following issuance of this revised MRP.

Ordered by: Andrew Altvogt  
For PAMELA C. CREEDON, Executive Officer

22 January 2018

(Date)