



EDMUND G. BROWN JR.
GOVERNOR



MATTHEW RODRIGUEZ
SECRETARY FOR
ENVIRONMENTAL PROTECTION

Central Valley Regional Water Quality Control Board

20 January 2015

CERTIFIED MAIL
7013 2250 0002 0661 9686

Greg Kollenborn
California Department of Fish and Wildlife
1234 East Shaw Avenue
Fresno, CA 93710

CERTIFIED MAIL
7013 2250 0002 0661 9693

Bryan Kelly
Merced Irrigation District
744 West 20th Street
Merced, CA 95340

NOTICE OF APPLICABILITY; GENERAL WASTE DISCHARGE REQUIREMENTS FOR COLD WATER CONCENTRATED AQUATIC ANIMAL PRODUCTION FACILITY DISCHARGES TO SURFACE WATERS; ORDER R5-2014-0161 (CAAP GENERAL ORDER); CALIFORNIA DEPARTMENT OF FISH AND WILDLIFE AND MERCED IRRIGATION DISTRICT; MERCED RIVER FISH HATCHERY; MERCED COUNTY

The California Regional Water Quality Control Board, Central Valley Region (Central Valley Water Board) issued a Notice of Applicability (NOA) to the California Department of Fish and Wildlife (previously California Department of Fish and Game) and Merced Irrigation District on 4 June 2012, for coverage under CAAP General Order (Order R5-2010-0018-01) for the Merced River Fish Hatchery (Facility). The California Department of Fish and Wildlife and Merced Irrigation District are hereinafter jointly referred to as the Discharger.

On 5 December 2014, the Central Valley Water Board adopted Order R5-2014-0161 renewing the CAAP General Order. General Order R5-2014-0161 became effective on 1 January 2015. The Discharger submitted a Notice of Intent on 1 July 2014 to continue coverage for the Facility under the CAAP General Order. Effective **1 January 2015**, this NOA provides continued coverage for the Facility under the CAAP General Order to discharge to Merced River, superseding the previous NOA issued on 4 June 2012. CAAP General Order R5-2014-0161-024 and National Pollutant Discharge Elimination System (NPDES) Permit No. CAG135001 are assigned for this Facility. Administrative information for the Facility is provided in Enclosure A, a location map is provided in Enclosure B, a flow schematic is provided in Enclosure C, a Monitoring and Reporting Program is provided in Enclosure D, and approved aquaculture drugs and chemicals use in Enclosure E, which are included as part of this NOA. Please reference your CAAP General Order number **R5-2014-0161-024**, in all correspondences and submitted documents.

The CAAP General Order is enclosed and may also be viewed at the following web address: http://www.waterboards.ca.gov/centralvalley/board_decisions/adopted_orders/. You are urged to familiarize yourself with the contents of the entire CAAP General Order and this NOA. The Facility operations and discharges shall be managed in accordance with the requirements contained in the CAAP General Order, this NOA, and with the information submitted by the Discharger.

KARL E. LONGLEY ScD, P.E., CHAIR | PAMELA C. CREEDON P.E., BCEE, EXECUTIVE OFFICER

1685 E Street, Fresno, CA 93706 | www.waterboards.ca.gov/centralvalley

FACILITY INFORMATION/DISCHARGE DESCRIPTION

The Facility is at 4998 Robinson Road in Snelling, in Section 7, T5S, R15E, MDB&M, as shown in Enclosure B, a part of this NOA. The Merced Irrigation District owns the property and California Department of Fish and Wildlife operates the Facility. The Facility raises Chinook salmon from eggs to fingerlings for mitigation and enhancement of the Merced River and other rivers in the region. The Discharger also raises steelhead rainbow trout at the Facility.

The Discharger currently raises approximately 30,000 pounds of Chinook salmon smolts, 5,000 pounds Chinook salmon yearlings, and 500 pounds of steelhead trout annually. The Discharger estimates a maximum monthly feed use of 22,000 pounds and an average annual feed use of 40,000 pounds. The Facility operates year round; however, the normal period of discharge is from October through June. The Discharger indicated in the 1 July 2014 Notice of Intent that the Facility may begin discharging year round sometime during the term of Order R5-2014-0161, pending the implementation of a yearling rearing program at the Facility.

Table 1 below shows the predicted 5-year maximum annual harvestable fish production and the maximum monthly feed use for the Facility predicted by the Discharger in the 1 July 2014 NOI.

Table 1. 5-Year Maximum Aquatic Animal Production and Feed Use

Hatchery	5-Year Maximum Annual Harvestable Aquatic Animal Production (lbs)	Maximum Monthly Feed Use (lbs)
Merced River Fish Hatchery	Chinook salmon smolts – 30,000 lbs	22,000 lbs
	Chinook salmon yearlings – 10,000 lbs	
	Steelhead rainbow trout – 500 lbs	

The Facility diverts water from the Merced River at the Crocker-Hoffman Dam. The water is distributed through the Facility, which includes a hatchery building; two parallel, 500-foot concrete raceways; a spawning channel; 19 early rearing tanks; two 1,500 gallon self-contained rearing units; a fish ladder; and a full-flow-settling basin. The hatchery's settling basin dimensions are 300 ft. x 50 ft. x 5 ft. (561,000 gallons). Except during periods of fish release to the Merced River, all flow through the Facility passes through the settling basin before discharge to the river.

Wastewater is discharged from the Facility to the Merced River at two discharge points (001 and 002) as shown in Enclosure C, a part of this NOA, and as described below:

Discharge Point 001 – Wastewater discharged from the 561,000 gallon settling basin to the Merced River. [Latitude: 37° 30' 55" N; Longitude 120° 22' 20" W]

Discharge Point 002 – Wastewater discharged from the raceways, bypassing the settling basin, to the Merced River when the volitional salmon releases occur at the Facility. [Latitude: 37° 30' 58" N; Longitude: 120° 22' 23" W.]

The Discharger states in the 1 July 2014 Notice of Intent that the Facility discharges approximately 7 cubic feet per second (cfs) of wastewater, on average, from the settling basin to the Merced River (Discharge Point 001). The Discharger also indicated approximately 6 cfs of wastewater, on average, is discharged from the raceways directly to the Merced River (Discharge Point 002) when volitional salmon releases occur.

INTAKE WATER CREDITS

The maximum reported effluent concentration for copper and lead exceed the applicable screening levels specified in Table H-1 of the CAAP General Order. The Discharger, however, has demonstrated that the discharge from the Facility meets the conditions for granting intake water credits for copper and lead. The source of the pollutants is the intake from the receiving water, which is the same receiving water the Facility discharges to. Based on the Discharger's priority pollutant sampling data collected between November 2008 to September 2014, the screening level for copper and lead was exceeded in the intake water. However, the reported effluent concentrations are near or below the reported intake concentrations, and the Discharger does not add copper or lead in the process. Therefore, the water quality-based effluent limitations for copper and lead have been established considering intake water credits.

EFFLUENT LIMITATIONS

1. Effluent limitations are specified in Section V. Effluent Limitations and Discharge Specifications of the CAAP General Order. The following effluent limitations (Table 2) are applicable to this discharge and are contained in Sections V.A and V.B of the CAAP General Order:

Table 2. Effluent Limitations

Parameter	Units	Average Monthly Effluent Limitation	Maximum Daily Effluent Limitation
Formaldehyde	mg/L	0.65 ¹	1.3 ¹
Chlorine	mg/L	--	0.018
Copper, Total Recoverable	µg/L	--	1.6 ²
Lead, Total Recoverable	µg/L	³	--

¹ Compliance with the effluent limitations for formaldehyde may be evaluated using an estimated effluent concentration in lieu of effluent monitoring data. The estimated effluent concentration shall be calculated as described in the CAAP General Order (Section IX.A of Attachment C, Monitoring and Reporting Program).

² The Discharger shall comply with the copper effluent limitations required in accordance with the CAAP General Order, Section V.B.1.c, using a receiving water hardness of 8.9 mg/L (as CaCO₃). However, an intake water credit has been granted for copper. Therefore, compliance with this limitation shall be in accordance with the intake water credits in CAAP General Order, Section V.A.2 (i.e., the monthly average total recoverable copper concentration and mass in the effluent shall not exceed the corresponding monthly average concentration and mass as measured in the influent).

³ An intake water credit has been granted for lead. In accordance with the CAAP General Order, Section V.A.2., the monthly average total recoverable lead concentration and mass in the effluent shall not exceed the corresponding monthly average concentration and mass as measured in the influent.

2. In accordance with Section V.A.1.b. of the CAAP General Order, the Discharger shall minimize the discharge of Total Suspended Solids through the implementation of the best management practices established in Special Provision VII.C.3. of the CAAP General Order.

RECEIVING WATER LIMITATIONS

The Facility's discharge to the Merced River is within the Sacramento and San Joaquin River Basins, therefore, the receiving water limitations contained in the CAAP General Order for the Sacramento and San Joaquin River Basins are applicable to this discharge.

OTHER REQUIREMENTS

1. The discharge from the Facility (Discharge Point 001 and 002) shall not exceed a monthly average flow of 7.8 million gallons per day (mgd).
2. The Discharger shall continue to electronically submit Self-Monitoring Reports (SMRs) using the State Water Resources Control Board's California Integrated Water Quality System (CIWQS) Program website (http://www.waterboards.ca.gov/water_issues/programs/ciwqs). The CIWQS website will provide directions for SMR submittal in the event there will be service interruption for electronic submittal.
3. Aquaculture activities defined in the Code of Federal Regulations (40 C.F.R. 122.25(b)) will be subject to the annual fee for general NPDES permits and de minimus discharges that are regulated by individual or general NPDES permits, as described in Title 23 of the California Code of Regulations, Division 3, Chapter 9, Article 1, Section 2200(b)(9) for Category 3 discharges.
4. The CAAP General Order expires on **31 December 2019**. Only those CAAP facilities authorized to discharge and who submit a Notice of Intent **at least 180 days** prior to the expiration date of Order R5-2014-0161 will remain authorized to discharge under administratively continued permit conditions.
5. In accordance with section VII.C.3.a. of the CAAP General Order, the Discharger shall certify within 90 days from the issuance of this NOA that a Best Management Practices (BMP) Plan has been developed and is being implemented. To satisfy this requirement the Discharger shall submit a letter to the Central Valley Water Board certifying compliance with the BMP Plan requirements **by 20 April 2015**. The Discharger can develop a new BMP Plan or an existing BMP Plan may be modified for use under this requirement. The Discharger shall develop and implement the BMP Plan to prevent or minimize the generation and discharge of wastes and pollutants to waters of the United States and waters of the State and ensure disposal or land application of wastes is in compliance with applicable solid waste disposal regulations. The BMP Plan shall include a salinity evaluation and minimization plan to address salt treatments at the Facility. The Discharger shall review the BMP Plan annually and must amend the BMP Plan whenever there is a change in the Facility or in the operation of the Facility which materially increases the generation of pollutants or their release or potential release to surface waters.

ENFORCEMENT

Failure to comply with the CAAP General Order may result in enforcement actions, which could include civil liability. Effluent limitation violations are subject to a Mandatory Minimum Penalty (MMP) of \$3,000 per violation. In addition, late monitoring reports may be subject to MMPs. When discharges do not occur during a quarterly report monitoring period, the Discharger must still submit a quarterly monitoring report indicating that no discharge occurred to avoid being subject to enforcement actions.

COMMUNICATION

All monitoring report submittals, notification of the beginning and end of discharge, and questions regarding compliance and enforcement shall be directed to Jill Walsh of the Central Valley Water Board's NPDES Compliance and Enforcement Unit. Ms. Walsh can be reached at (559) 445-5130 or Jill.Walsh@waterboards.ca.gov.

Questions regarding the permitting aspects of this CAAP General Order, and written notification for termination of coverage under the CAAP General Order, shall be directed to Alex Mushegan of the Central Valley Water Board's NPDES Permitting Unit. Mr. Mushegan can be reached at (559) 488-4397 or Alexander.Mushegan@waterboards.ca.gov.

Please note that the Central Valley Water Board is implementing a Paperless Office system. Therefore, all documents other than monitoring reports shall be converted to a searchable Portable Document Format (PDF) and submitted by email to centralvalleyfresno@waterboards.ca.gov. Documents that are 50 MB or larger should be transferred to a CD, DVD, or flash drive and mailed to our office, attention "ECM Mailroom".

Any person aggrieved by this action of the Central Valley Water Board may petition the State Water Resources Control Board to review the action in accordance with California Water Code section 13320 and California Code of Regulations, title 23, sections 2050 and following. The State Water Resources Control Board must receive the petition by 5:00 p.m., 30 days after the date of this NOA, except that if the thirtieth day following the date of this Order falls on a Saturday, Sunday, or state holiday, the petition must be received by the State Water Resources Control Board by 5:00 p.m. on the next business day.

Copies of the law and regulations applicable to filing petitions may be found on the Internet at: http://www.waterboards.ca.gov/public_notices/petitions/water_quality or will be provided upon request.



for Pamela C. Creedon
Executive Officer

- Enclosures (6):
- 1) Enclosure A – Administrative Information
 - 2) Enclosure B – Location Map
 - 3) Enclosure C – Flow Schematic
 - 4) Enclosure D – Monitoring and Reporting Program
 - 5) Enclosure E – Approved Aquaculture Drug and Chemical Use
 - 6) CAAP General Order R5-2014-0161 (Discharger only)

cc: David Smith, U.S. EPA, Region IX, San Francisco (via email)
Phil Isorena, State Water Resources Control Board, Sacramento (via email)
Terry Jackson, California Department of Fish and Wildlife, Rancho Cordova (via email)
Mary Serr, Merced River Fish Hatchery, P.O. Box 94, Snelling, CA 95369

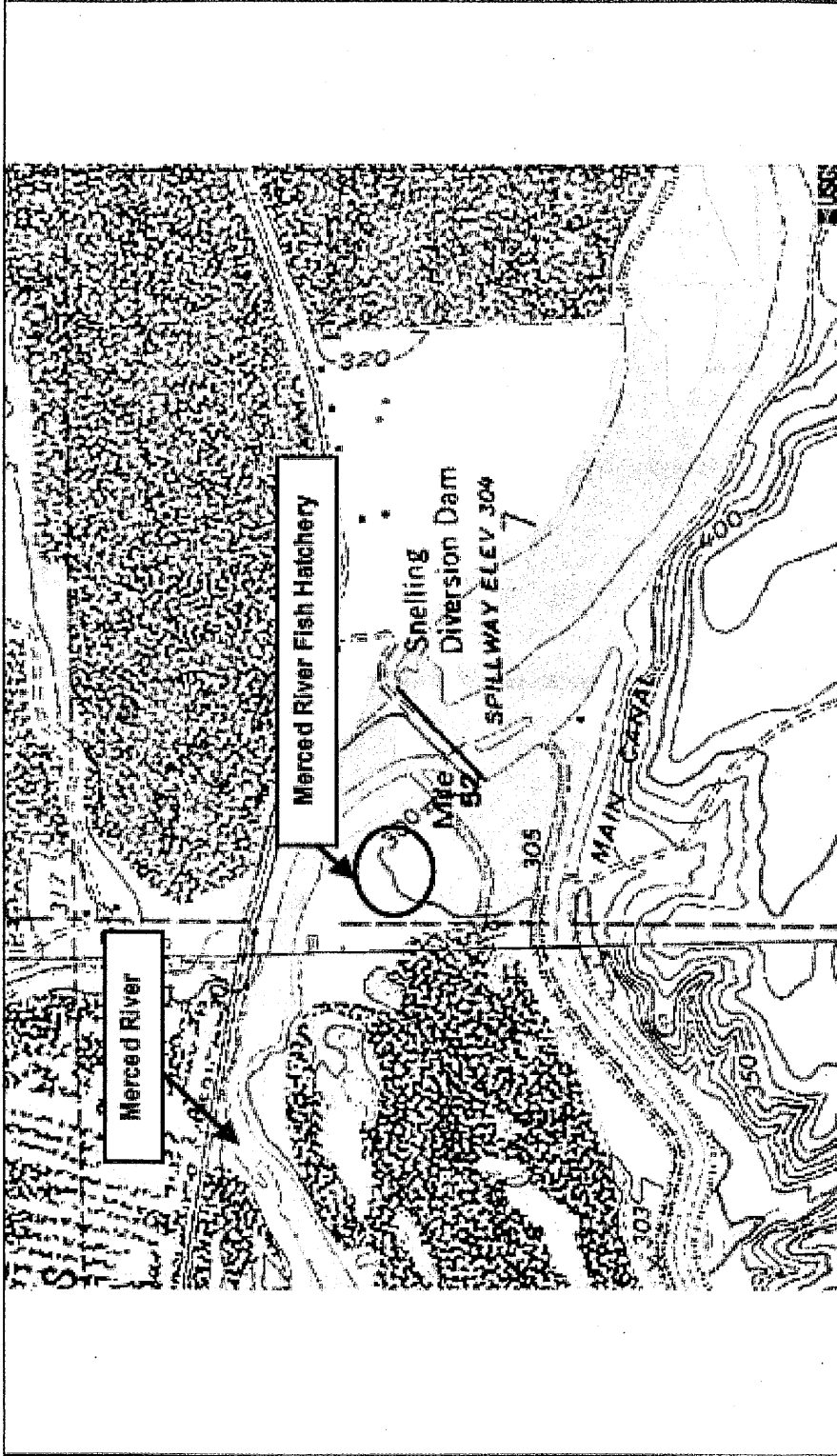
Enclosure A – Administrative Information
 Merced River Fish Hatchery


ENCLOSURE A – ADMINISTRATIVE INFORMATION

Name of Facility	Merced River Fish Hatchery
Type of Facility	Cold Water Concentrated Aquatic Animal Production Facility, SIC Code 0921
WDID	5C240804001
General Order NOA Enrollee Number	R5-2014-0161-024
Discharger	California Department of Fish and Wildlife (Facility Owner/Operator) and Merced Irrigation District (Property Owner)
Facility Address	4998 Robinson Road Snelling, CA 95369
Land Owner (Address)	Merced Irrigation District 744 West 20 th Street Merced, CA 95340 (Contact: Bryan Kelly)
Facility Contact, Title and Phone	Greg Kollenborn, Senior Hatchery Supervisor 559-243-4041 ext. 257 Mary Serr, Hatchery Manager 209-563-6410
Authorized Person to Sign and Submit Reports	Greg Kollenborn, Senior Hatchery Supervisor
Mailing Address	1234 East Shaw Ave. Fresno, CA 93710 (Contact: Greg Kollenborn)
Billing Address	1234 East Shaw Ave. Fresno, CA 93710 (Contact: Greg Kollenborn)
Total Weight Produced (Annual)	40,500 lbs
Major or Minor Facility	Minor
Threat to Water Quality	2
Complexity	B
Facility Permitted Flow	7.8 million gallons per day (mgd)
Watershed	San Joaquin River Basin
Receiving Water	Merced River
Receiving Water Type	Inland surface water

Enclosure B – Location Map
 Merced River Fish Hatchery

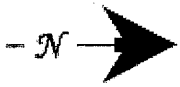
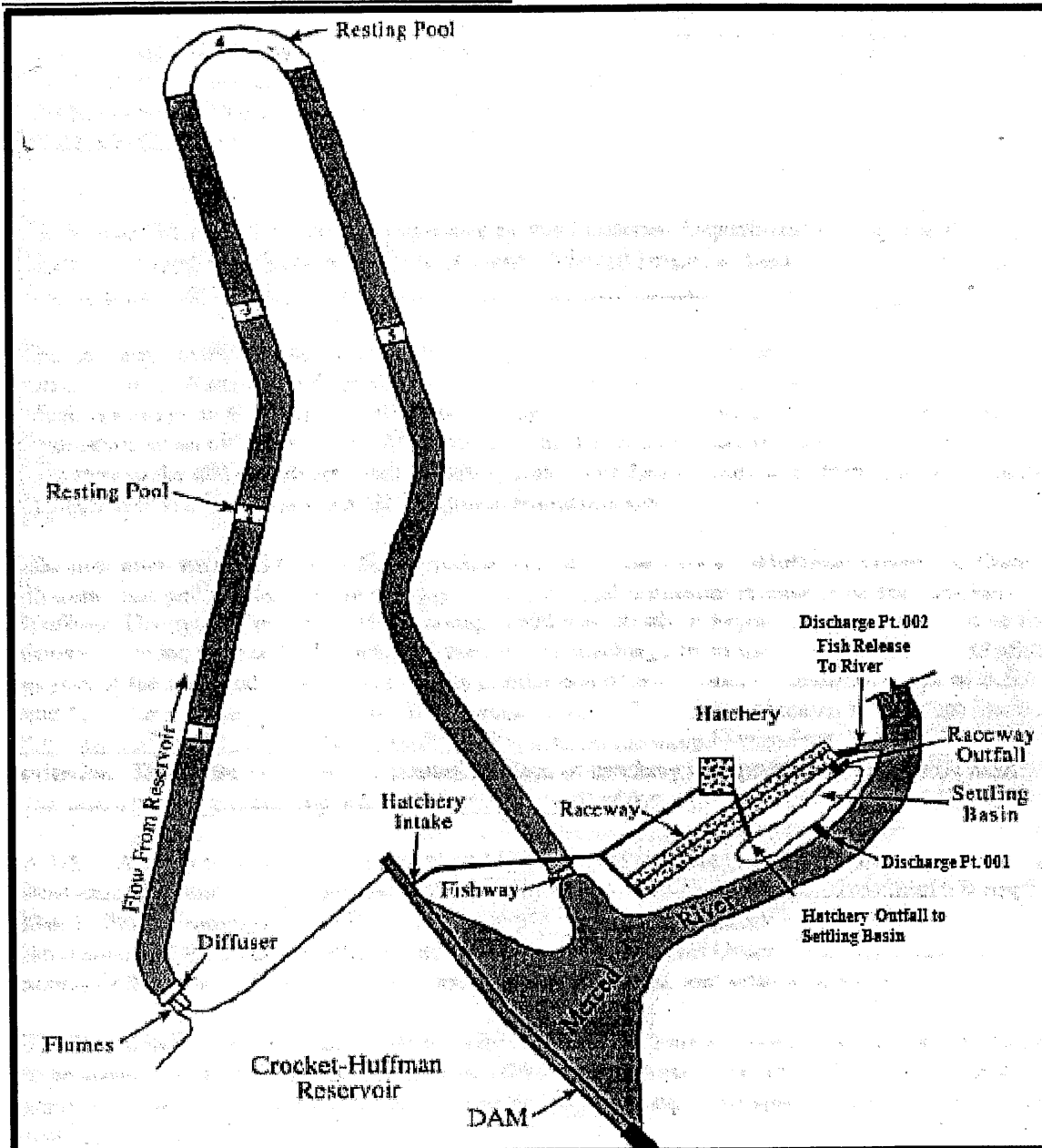
ENCLOSURE B – LOCATION MAP



<p>Drawing Reference: U.S.G.S TOPOGRAPHIC MAPS 7.5 MINUTE QUADRANGLE</p>	<p>SITE LOCATION MAP California Department of Fish and Wildlife & Merced Irrigation District Merced River Fish Hatchery Merced County</p>	<p>approx. scale 1 in. = 1000 ft.</p> 
--	---	---

Enclosure C – Flow Schematic
Merced River Fish Hatchery

ENCLOSURE C – FLOW SCHEMATIC



Not to scale

SITE MAP

STATE OF CALIFORNIA, DEPARTMENT OF FISH AND WILDLIFE
& MERCED IRRIGATION DISTRICT
MERCED RIVER FISH HATCHERY
MERCED COUNTY

ENCLOSURE D – MONITORING AND REPORTING PROGRAM

The Discharger is required to comply with the monitoring and reporting requirements contained in the CAAP General Order, Attachment C – Monitoring and Reporting Program. To the extent the CAAP General Order, Attachment C requires the NOA to specify certain requirements, this Enclosure D provides such specificity. This Enclosure D also provides a summary of various other requirements in Attachment C of the CAAP General Order.

This Facility is the category of production of less than 100,000 pounds of aquatic animals produced per year. Tables D-2, D-3, and D-4 below are based on the monitoring in the CAAP General Order, Attachment C for facilities producing less than 100,000 pounds of aquatic animals produced per year (Attachment C – Sections III.B, IV.A.2, and VIII.D).

A. Monitoring Locations. The monitoring locations are defined as follows in Table D-1 below and a flow schematic showing the site-specific monitoring locations is provided in Enclosure C to this NOA.

Table D-1. Monitoring Locations

Discharge Point Name	Monitoring Location Name	Monitoring Location Description
001	EFF-001	Effluent wastewater flow from the settling basin prior to discharge to the Merced River
002	EFF-002	Effluent wastewater flow from the two raceways when discharging directly to the Merced River
--	RSW-001 INF-001	At the entrance of the intake pipe on the Crocker-Hoffman Dam in the Merced River
--	RSW-002	Approximately 50 feet downstream from Discharge Point 002 in the Merced River

B. Influent Monitoring Requirements. The Discharger shall monitor the influent to the Facility at Monitoring Location INF-001 as follows:

Table D-2. Influent Monitoring

C. Parameter	Units	Sample Type	Minimum Sampling Frequency	Required Analytical Test Method
Flow	mgd	Flow Measurement Device ¹	1/Week	--
pH	S.U.	Grab	1/Quarter ³	2
Electrical Conductivity @ 25°C	µmhos/cm	Grab	1/Quarter ³	2
Copper, Total Recoverable	µg/L	Grab	1/Quarter during CuSO ₄ use ³	2,4
Lead, Total Recoverable	µg/L	Grab	1/Year ³	2,4
Hardness (as CaCO ₃)	mg/L	Grab	1/Quarter during CuSO ₄ use ³	2
Total Suspended Solids	mg/L	Grab	1/Year ³	2

Enclosure D – Flow Schematic
Merced River Fish Hatchery

1. Influent flow shall be monitored weekly using either a flow measurement device or method as required by CAAP General Order, Attachment C, Section I.E.
2. Pollutants shall be analyzed using the analytical methods described in 40 C.F.R. Part 136.
3. Samples shall be collected approximately at the same time as effluent samples.
4. The maximum reporting level required for copper and lead is 0.5 µg/L based on Section 2.4.2 and Appendix 4 of the SIP.

C. Effluent Monitoring Requirements. The Discharger shall monitor treated wastewater at Monitoring Locations EFF-001 and EFF-002 as follows:

Table D-3. Effluent Monitoring

Parameter	Units	Sample Type	Minimum Sampling Frequency	Required Analytical Test Method
Flow	mgd	Flow Measurement Device ⁷	1/Week	--
Total Suspended Solids (TSS)	mg/L	Grab	1/Year ⁸	1
Net TSS (effluent minus influent)	mg/L	Net Calculation	1/Year	--
Turbidity	NTU	Grab	1/Quarter	1
pH	S.U.	Grab	1/Quarter ³	1
Electrical Conductivity @ 25°C	µmhos/cm	Grab	1/Quarter ^{2,6}	1
Copper, Total Recoverable	µg/L	Grab	1/Quarter during CuSO ₄ use ^{3,6}	1
Lead, Total Recoverable	µg/L	Grab	1/Year	1,9
Hardness (as CaCO ₃)	mg/L	Grab	1/Quarter during CuSO ₄ use ³	1
Formaldehyde	mg/L	Grab ⁴	1/Day during formalin use ^{4,6}	1
Chlorine	mg/L	Grab	1/Quarter during chlorine use ⁶	1,5

- ¹ Pollutants shall be analyzed using the analytical methods described in 40 C.F.R. Part 136.
- ² Samples shall be collected monthly. If sodium chloride is used, the monthly monitoring of electrical conductivity shall be conducted during treatment.
- ³ The maximum reporting level required for copper is 0.5 µg/L based on Section 2.4.2 and Appendix 4 of the SIP. The monthly sample shall be collected during the time of peak discharge of copper, at least one hour after start of treatment. Effluent hardness and pH shall be measured at the same time as total recoverable copper.
- ⁴ Estimated concentrations of formaldehyde may be reported in lieu of analytical monitoring during Formalin use. See CAAP General Order, Attachment C, Section IX.A for calculation procedures. If analytical monitoring is conducted, when formalin is added to the waters of the Facility, formaldehyde concentration shall be measured during time of peak discharge of Formalin, at least one hour after start of treatment.
- ⁵ Total chlorine residual must be monitored with a method sensitive to and accurate at the permitted level of 0.018 mg/L.
- ⁶ Per Section IX.A of the CAAP General Order, the discharger shall report all aquaculture drug and chemical use as part of the Monthly Drug and Chemical Use Report that is submitted on a quarterly basis.
- ⁷ Effluent flow shall be monitored weekly using either a flow measurement device or method as required by CAAP General Order, Attachment C, Section I.E. The Discharger may use the corresponding weekly-recorded influent flow to determine the effluent flow from the Facility to the Merced River.
- ⁸ Samples shall be collected during the expected month of highest feeding.
- ⁹ The maximum reporting level required for lead is 0.5 µg/L based on Section 2.4.2 and Appendix 4 of the SIP.

D. Receiving Water Monitoring Requirements. Receiving water samples shall be collected from Monitoring Locations RSW-001 and RSW-002 when discharging to the Merced River as follows:

Table D-4. Receiving Water Monitoring

Parameter	Units	Sample Type	Minimum Sampling Frequency	Required Analytical Test Method
Dissolved Oxygen	mg/L	Grab	1/Quarter	1
Temperature	°C	Grab	1/Quarter	1
Turbidity	NTU	Grab	1/Quarter	1
pH	S.U.	Grab	1/Quarter	1
Electrical Conductivity @ 25°C	µmhos/cm	Grab	1/Quarter	1
Hardness (as CaCO ₃)	mg/L	Grab	1/Quarter during CuSO ₄ use ²	1

¹ Pollutants shall be analyzed using the analytical methods described in 40 C.F.R. Part 136.

² When copper sulfate is added to waters of the facility, hardness (as CaCO₃) shall be measured quarterly during treatment.

In conducting the receiving water sampling, a log shall be kept of the receiving water conditions. Attention shall be given to the presence or absence of:

- a. Floating or suspended matter
- b. Discoloration
- c. Bottom deposits
- d. Aquatic life
- e. Visible films, sheens, or coatings
- f. Fungi, slimes, or objectionable growths
- g. Potential nuisance conditions

Notes on receiving water conditions shall be summarized in the monitoring report.

E. Land Discharge Monitoring Requirements. The Discharger shall conduct septic tank and leachfield inspections annually and report the findings in the annual self-monitoring reports (due **1 February, annually**) in accordance with CAAP General Order, Attachment C, Section VI.A.

F. Monthly Drug and Chemical Use Report. The Discharger shall develop a monthly drug and chemical use report in accordance with CAAP General Order, Attachment C, Section IX.A describing all aquaculture drugs or chemicals used at the Facility. The report shall be submitted with the quarterly self-monitoring reports.

G. Annual Feeding and Production Report. The Discharger shall develop an annual feeding and production report in accordance with CAAP General Order, Attachment C, Section IX.C. The report shall be submitted **annually by 28 February** and include 1) monthly food usage in pounds for each calendar month for the previous year, and 2) annual production of aquatic animals in pounds per year for the previous year.

H. Priority Pollutant Metals Monitoring. In accordance with CAAP General Order, Attachment C, Section IX.B. The Discharger shall monitor the effluent (Monitoring Location EFF-001) and the upstream receiving water (Monitoring Location RSW-001) for the metals listed in Table G-1 of the

CAAP General Order, once during the term of Order R5-2014-0161. **The monitoring shall occur after 1 January 2018, but no later than 1 July 2019.** The discharger shall electronically submit the priority pollutants metals monitoring results using the State Water Board's California Integrated Water Quality System (CIWQS) Program Web site (http://www.waterboards.ca.gov/water_issues/programs/ciwqs), **within 60 days of the final sampling event.** Refer to CAAP General Order, Attachment G for the specific monitoring requirements.

REPORTING REQUIREMENTS

Monitoring in accordance with the CAAP General Order shall begin on **20 January 2015**. Self-monitoring reports (SMRs) are required to be submitted quarterly and annually. The Discharger shall comply with the reporting requirements specified in CAAP General Order, Attachment C, Section X. The first SMR required under the renewed CAAP General Order is due 1 May 2015, and shall include monitoring conducted from 20 January through 31 March 2015. Table D-5, below, summarizes the SMR due dates required under the CAAP General Order. Quarterly monitoring reports must be submitted until your coverage is formally terminated in accordance with the CAAP General Order, even if there is no discharge during the reporting quarter.

Table D-5. SMRs required in the Monitoring and Reporting Program (Attachment C, CAAP General Order)

Sampling Frequency	Monitoring Period Begins On...	Monitoring Period	SMR Due Date
1/Month	20 January 2015	First day of calendar month through last day of calendar month	1 May (1 Jan – 31 Mar) 1 Aug (1 Apr – 30 Jun) 1 Nov (1 Jul – 30 Sep) 1 Feb of following year (1 Oct – 31 Dec)
1/Quarter	20 January 2015	1 January through 31 March 1 April through 30 June 1 July through 30 September 1 October through 31 December	1 May 1 Aug 1 Nov 1 February of following year
1/Year	20 January 2015	January 1 through December 31	1 February of following year

In the event the Discharger does not comply or will be unable to comply for any reason, with any prohibition, maximum daily effluent limitation, or receiving water limitation of the CAAP General Order, the Discharger shall notify the Central Valley Water Board by telephone at (559) 445-5116 within 24 hours of having knowledge of such noncompliance, and shall confirm this notification in writing within five days, unless the Central Valley Water Board waives confirmation. The written notification shall state the nature, time, duration, and cause of noncompliance, and shall describe the measures being taken to remedy the current noncompliance and prevent recurrence including, where applicable, a schedule of implementation. Other noncompliance requires written notification as above at the time of the normal self-monitoring report.

Enclosure E – Approved Aquaculture Drugs and Chemicals Use
 Merced River Fish Hatchery

ENCLOSURE E – APPROVED AQUACULTURE DRUGS AND CHEMICALS USE

The following drugs and chemicals are used at the Facility to treat fish for parasites, fungi, and bacteria, as well as to clean rearing raceways to reduce the spread of disease among the confined fish population.

Drug or Chemical	Maximum Daily Amount Used	Method of Application	Maximum Amount in Effluent
Acetic Acid	500 – 1,000 ppm	Dip in container	Not discharged
Amoxicillin trihydrate	40 mg/kg of fish	Injected	Negligible
Carbon dioxide gas	variable	Injected into tank	Unknown
Chloramine T	20 ppm/1 hr/raceway	Drip	2.65 ppm
Erythromycin	40 mg/kg of fish	Injected	Negligible
Florfenicol	15 mg/kg of feed	In feed	Negligible
Hydrogen peroxide	100 ppm/ 1 hr/ raceway	Drip	13.25 ppm with no breakdown of chemical
Iodine	100 ppm	Egg bath in 5 gal bucket	Not discharged
Oxytetracycline HCL	100 ppm	Bath in tanks	0.06 ppm
Penicillin G	150 IU/mL	6 hr bath in tanks	0.09 IU/mL
Potassium permanganate	2 ppm/1 hr/raceway	Drip	0.265 ppm
Romet-30	50 mg/kg of feed	In feed	Negligible
Sodium bicarbonate	Variable (142-642 mg/L for 5 mins)	Bath in tank	Unknown
Sodium chloride	3% (21.84 lbs/ 478 gal tank)	Added directly to head	0.0137 ppm
Tricaine methanesulfonate (MS-222)	40 ppm in container	In container	Not discharged