

**CALIFORNIA REGIONAL WATER QUALITY CONTROL BOARD
LOS ANGELES REGION**

320 West 4th Street, Suite 200, Los Angeles, California 90013
(213) 576-6600 • Fax (213) 576-6640
<http://www.waterboards.ca.gov/losangeles/>

**ORDER R4-2015-XXXX
NPDES NO. CA0054313**

**WASTE DISCHARGE REQUIREMENTS
FOR THE SANTA CLARITA VALLEY SANITATION DISTRICT OF LOS ANGELES COUNTY
SAUGUS WATER RECLAMATION PLANT
DISCHARGE TO THE SANTA CLARA RIVER VIA OUTFALL 001**

The following Permittee is subject to waste discharge requirements (WDRs) set forth in this Order:

Table 1. Discharger Information

Discharger/ Permittee	Santa Clarita Valley Sanitation District ¹ of Los Angeles County (SCVSD, Permittee or Discharger)
Name of Facility	Saugus Water Reclamation Plant (Saugus WRP or Facility) and its associated wastewater collection system and outfall
Facility Address	26200 Springbrook Avenue
	Santa Clarita, CA 91350
	Los Angeles County

Table 2. Discharge Location

Discharge Point	Effluent Description	Discharge Point Latitude (North)	Discharge Point Longitude (West)	Receiving Water
001	Tertiary treated effluent	34.423677 °N	-118.540583°, W	Santa Clara River

Table 3. Administrative Information

This Order was adopted on:	April 9, 2015
This Order shall become effective on:	May 3, 2015
This Order shall expire on:	April 30, 2020
The Permittee shall file a Report of Waste Discharge as an application for renewal of waste discharge requirements in accordance with Title 23, Division 3, Chapter 9 of the California Code of Regulations, and an application for reissuance of a National Pollutant Discharge Elimination System permit in accordance with Title 40, § 122.21(d) of the Code of Federal Regulations no later than:	180 days prior to the Order expiration date
The United States Environmental Protection Agency and the California Regional Water Quality Control Board, Los Angeles Region have classified this discharge as follows:	Major

¹ The Los Angeles County Sanitation Districts function on a regional scale and consist of 24 independent special districts serving about 5.5 million people in Los Angeles County. Seventeen of the Sanitation Districts in the metropolitan Los Angeles area are served by a regional, interconnected system of facilities known as the Joint Outfall System (JOS). The Santa Clarita Valley is served by the Santa Clarita Valley Sanitation District of Los Angeles County.

I, Samuel Unger, Executive Officer, do hereby certify that this Order with all attachments is a full, true, and correct copy of the Order adopted by the California Regional Water Quality Control Board, Los Angeles Region, on the date indicated above.

Samuel Unger, P.E., Executive Officer

REVISED
**T
E
N
T
A
T
I
V
E**

Contents

I.	Facility Information	4
II.	Findings	4
III.	Discharge Prohibitions	4
IV.	Effluent Limitations and Discharge Specifications	5
A.	Effluent Limitations – Discharge Points 001	5
1.	Final Effluent Limitations – Discharge Point 001	5
2.	Interim Effluent Limitations – Discharge Point EFF-001	7
3.	Other Effluent Limitations – Discharge Point EFF-001	8
B.	Land Discharge Specifications – Not Applicable	8
C.	Recycling Specifications – Not Applicable	8
V.	Receiving Water Limitations	9
A.	Surface Water Limitations	9
B.	Groundwater Limitations	11
VI.	Provisions	11
A.	Standard Provisions	11
B.	Monitoring and Reporting Program (MRP) Requirements	14
C.	Special Provisions	14
1.	Reopener Provisions	14
2.	Special Studies, Technical Reports and Additional Monitoring Requirements	16
3.	Best Management Practices and Pollution Prevention	16
4.	Construction, Operation and Maintenance Specifications	18
5.	Special Provisions for Municipal Facilities (Publicly-Owned Treatment Works [POTWs] Only)	18
6.	Spill Reporting Requirements	20
7.	Compliance Schedules	24
VII.	Compliance Determination	26

Tables

Table 1.	Discharger Information	1
Table 2.	Discharge Location	1
Table 3.	Administrative Information	1
Table 4.	Final Effluent Limitations	5
Table 5.	Interim Effluent Limitations	8
Table 6.	Compliance Schedule & Milestone Dates	25

Attachments

Attachment A – Definitions	A-1
Attachment B – Map of Saugus WRP& Surrounding Area	B-1
Attachment C – Flow Schematic	C-1
Attachment D – Standard Provisions	D-1
Attachment E – Monitoring and Reporting Program	E-1
Attachment F – Fact Sheet	F-1
Attachment G – Toxicity Reduction Evaluation (TRE) Work Plan	G-1
Attachment H – Pretreatment Reporting Requirements	H-1
Attachment I – Biosolids Use and Disposal Requirements (NOT APPLICABLE)	I-1
Attachment J – TMDL Related Tasks	J-1

REVISED TENTATIVE

I. FACILITY INFORMATION

Information describing the Saugus Water Reclamation Plant (Saugus WRP or Facility) is summarized in Table 1 and in sections I and II of the Fact Sheet (Attachment F). Section I of the Fact Sheet also includes information regarding the Facility's permit application.

II. FINDINGS

The California Regional Water Quality Control Board, Los Angeles Region (Regional Water Board), finds:

- A. Legal Authorities.** This Order serves as WDRs pursuant to article 4, chapter 4, division 7 of the California Water Code (CWC; commencing with section 13260). This Order is also issued pursuant to section 402 of the federal Clean Water Act (CWA) and implementing regulations adopted by the United States Environmental Protection Agency (USEPA) and chapter 5.5, division 7 of the CWC (commencing with section 13370). It shall serve as a National Pollutant Discharge Elimination System (NPDES) permit for point source discharges from this facility to surface waters.
- B. Background and Rationale for Requirements.** The Regional Water Board developed the requirements in this Order based on information submitted as part of the application, through monitoring and reporting programs, and other available information. The Fact Sheet (Attachment F), which contains background information and rationale for the requirements in this Order, is hereby incorporated into and constitutes Findings for this Order. Attachments A through E, F, G, H and J are also incorporated into this Order.
- C. Notification of Interested Parties.** The Regional Water Board has notified the Santa Clarita Valley Sanitation District of Los Angeles County (SCVSD, Permittee or Discharger) and interested agencies and persons of its intent to prescribe WDRs for the discharge and has provided them with an opportunity to submit their written comments and recommendations. Details of the notification are provided in the Fact Sheet.
- D. Provisions and Requirements Implementing State Law.** Some of the provisions/requirements in this Order and the MRP are included to implement state law only. These provisions/requirements are not mandated or authorized under the federal CWA; consequently, violations of these provisions/requirements are not subject to the enforcement remedies available for NPDES violations.
- E. Consideration of Public Comment.** The Regional Water Board, in a public meeting, heard and considered all comments pertaining to this Order. Details of the Public Hearing are provided in the Fact Sheet.

THEREFORE, IT IS HEREBY ORDERED that this Order supersedes Order No. R4-2009-0075, except for enforcement purposes, and, in order to meet the provisions contained in Division 7 of the CWC (commencing with section 13000) and regulations adopted thereunder, and the provisions of the CWA and regulations and guidelines adopted thereunder, the Permittee is authorized to discharge from the identified facility and outfalls into waters of the United States and shall comply with the requirements in this Order. This action in no way prevents the Regional Water Board from taking enforcement action for past violations of the previous Order.

III. DISCHARGE PROHIBITIONS

- A.** Discharge of treated wastewater at a location different from that described in this Order is prohibited.

- B. The bypass or overflow of untreated wastewater or wastes to surface waters or surface water drainage courses is prohibited, except as allowed in section VI.C.5.d of this Order and Standard Provision I.G. of Attachment D, Standard Provisions.
- C. The monthly average effluent dry weather discharge flow rate from the Facility shall not exceed the 6.5 million gallons per day (MGD) design capacity.
- D. The Permittee shall not cause degradation of any water supply, except as consistent with State Water Board Resolution No. 68-16.
- E. The treatment or disposal of wastes from the Facility shall not cause pollution or nuisance as defined in section 13050, subdivisions (l) and (m) of the CWC.
- F. The discharge of any substances in concentrations toxic to animals or plants is prohibited.
- G. The discharge of any radiological, chemical, or biological warfare agent or high level radiological waste is prohibited.

IV. EFFLUENT LIMITATIONS AND DISCHARGE SPECIFICATIONS

A. Effluent Limitations – Discharge Points 001

1. Final Effluent Limitations – Discharge Point 001

- a. The Permittee shall maintain compliance with the following effluent limitations at Discharge Point 001, with compliance measured at Monitoring Location EFF-001 as described in the Monitoring and Reporting Program (MRP), Attachment E:

Table 4. Final Effluent Limitations

Parameter	Units	Effluent Limitations				
		Average Monthly	Average Weekly	Maximum Daily	Instantaneous Minimum	Instantaneous Maximum
Biochemical Oxygen Demand (BOD ₅ 20°C)	mg/L	20	30	45	--	--
	lbs/day ²	1080	1630	2440	--	--
Total Suspended Solids (TSS)	mg/L	15	40	45	--	--
	lbs/day ²	810	2170	2440	--	--
pH	standard units	--	--	--	6.5	8.5
Removal Efficiency for BOD and TSS	%	85	--	--	--	--
Oil and Grease	mg/L	10	--	15	--	--
	lbs/day ²	540	--	810	--	--
Settleable Solids	ml/L	0.1	--	0.3	--	--
Total Residual Chlorine	mg/L	--	--	0.1	--	--
	lbs/day ²	--	--	5.4	--	--
Methylene Blue Active Substances (MBAS)	mg/L	0.5	--	--	--	--
	lbs/day ²	27	--	--	--	--

² The mass emission rates are based on the plant design flow rate of 6.5 MGD, and are calculated as follows: Flow (mgd) x Concentration (mg/L) x 8.34 (conversion factor) = lbs/day. During wet-weather storm events in which the flow exceeds the design capacity, the mass discharge rate limitations shall not apply, and concentration limitations will provide the only applicable effluent limitations.

Parameter	Units	Effluent Limitations				
		Average Monthly	Average Weekly	Maximum Daily	Instantaneous Minimum	Instantaneous Maximum
Boron	mg/L	1.5	--	--	--	--
	lbs/day ²	81	--	--	--	--
Total dissolved solids (TDS)	mg/L	1,000	--	--	--	--
	lbs/day ²	54,200	--	--	--	--
Sulfate	mg/L	300	--	--	--	--
	lbs/day ²	16,300	--	--	--	--
Chloride (Conditional WLA-based limit)	mg/L	150 ^{3, 4}	--	230 ³	--	--
Chloride (Existing WQO-based limit)	mg/L	100 ⁵	--	--	--	--
Chloride (Revised WLA-based limit)	mg/L	150 ^{6, 7}	--	230 ⁶	--	--
Ammonia Nitrogen (NH ₃ -N)	mg/L	2.0 ⁸	--	5.6 ⁸	--	--
Nitrate as N + Nitrite as N (NO ₃ -N + NO ₂ -N)	mg/L	7.1 ⁸	--	--	--	--
Nitrite as Nitrogen (NO ₂ -N)	mg/L	0.9 ⁸	--	--	--	--
Nitrate as Nitrogen (NO ₃ -N)	mg/L	7.1 ⁸	--	--	--	--

³ The 150 mg/L twelve-month rolling average final effluent limitation and the 230 mg/L maximum daily effluent limitation are derived from the conditional waste load allocations for chloride, as set forth in Resolution No. 2008-012, Amendment to the Water Quality Control Plan for the Los Angeles Region to Adopt Site Specific Chloride Objectives and to Revise the Upper Santa Clara River Chloride TMDL, adopted by the Regional Water Board on December 11, 2008, and approved by the State Water Board, the Office of Administrative Law (OAL), and USEPA on October 20, 2009, January 26, 2010, and April 6, 2010, respectively.

⁴ This is a twelve-month rolling average, not a monthly average.

⁵ The 100 mg/L monthly average effluent limitation is based on the existing water quality objective in the Basin Plan and shall go into effect, replacing the final effluent limitations with Footnote 3 above, if the Permittee does not meet the conditions specified in section I. of Attachment J (the applicable tasks of the Implementation section of the *Upper Santa Clara River Chloride TMDL*, Resolution No. 2008-012). The 100 mg/L may also go into effect, as a three-month rolling average, replacing the final effluent limitations with Footnote 6 below, if the flow-weighted conditions specified in Resolution No. R4-2014-010, or in Section II of Attachment J are not met by July 1, 2019.

⁶ The 150 mg/L three-month rolling average and the 230 mg/L daily maximum effluent limitations are derived from the waste load allocation for chloride, as set forth in Resolution No. R14-010, *Amendment to the Water Quality Control Plan for the Los Angeles Region to Incorporate an Averaging Period for Chloride Water Quality Objectives in Reaches 4B, 5 and 6; Incorporate New Site Specific Objectives for Chloride in Reaches 5 and 6; and Revise the Total Maximum Daily Load for Chloride in the Upper Santa Clara River*, adopted by the Regional Water Board on October 9, 2014, and approved by the State Water Resources Control Board on December 16, 2014. Resolution No. R14-010, which revised Resolution No. 2008-12, has yet to be approved by OAL and USEPA. It is anticipated that the TMDL will undergo the full approval process by the end of March 2015. Following the approval of Resolution No. R14-010 by OAL and USEPA, these WLA-based final effluent limitations for chloride shall become operative and will supersede the conditional WLA-based chloride effluent limitations described in Footnote 3 above.

⁷ This is a three-month rolling average, not a monthly average.

⁸ This limitation is derived from the final waste load allocation, as set forth in Resolution No. 03-011, Amendment to the Water Quality Control Plan for the Los Angeles Region to include a TMDL for Nitrogen Compounds in the Santa Clara River, adopted by the Regional Water Board on August 7, 2003.

Parameter	Units	Effluent Limitations				
		Average Monthly	Average Weekly	Maximum Daily	Instantaneous Minimum	Instantaneous Maximum
Copper	µg/L	15	--	23	--	--
	lbs/day ²	0.81	--	1.2	--	--
Lead	µg/L	7	--	12	--	--
	lbs/day ²	0.4	--	0.65	--	--
Mercury	µg/L	0.051	--	0.11	--	--
	lbs/day ²	0.0028	--	0.006	--	--
Nickel	µg/L	89	--	117	--	--
	lbs/day ²	4.8	--	6.3	--	--
Zinc	µg/L	189	--	218	--	--
	lbs/day ²	10	--	12	--	--
Cyanide	µg/L	4.1	--	8.9	--	--
	lbs/day ²	0.22	--	0.48	--	--
Benzo(a)anthracene	µg/L	0.049	--	0.098	--	--
	lbs/day ²	0.0027	--	0.0053	--	--
Total Trihalomethanes ⁹	µg/L	80	--	--	--	--
	lbs/day ²	4.3	--	--	--	--
Chronic Toxicity ^{10, 11}	Pass or Fail, %Effect (Test of Significant Toxicity(TST))	Pass ¹²	--	Pass or % Effect <50	--	--

2. Interim Effluent Limitations – Discharge Point EFF-001

Consistent with Resolution No. R14-010, the interim waste load allocations (WLAs) for chloride for the Saugus WRP have been recalculated using recent potable water chloride concentration data, final effluent chloride data, and the change between the two. During the period beginning May 3, 2015 (permit effective date) and ending on July 1, 2019¹³ (SCVSD

⁹ Total Trihalomethanes is the sum of concentrations of the trihalomethane compounds: bromodichloromethane, bromoform, chloroform, and dibromochloromethane.

¹⁰ A numeric WQBEL is established because effluent data showed that there was reasonable potential for the effluent to cause or contribute to an exceedance of the chronic toxicity water quality objective. The Chronic Toxicity final effluent limitation is protective of both the numeric acute toxicity and the narrative toxicity Basin Plan water quality objectives. ~~These~~This final effluent limitations will be implemented using the Short Term Methods for Estimating the Chronic Toxicity of Effluents and Receiving Waters to Freshwater Organisms (U.S. EPA 2002, EPA-821-R-02-013), current USEPA guidance in *National Pollutant Discharge Elimination System Test of Significant Toxicity Implementation Document (EPA 833-R-10-003, June /2010)* and *EPA Regions 8, 9 and 10 Toxicity Training Tool (January 2010)*, <http://www2.epa.gov/region8/epa-regions-8-9-and-10-toxicity-training-tool-january-2010>.

¹¹ The median monthly effluent limitation (MMEL) shall be reported as "Pass" or "Fail". The maximum daily effluent limitation (MDEL) shall be reported as "Pass" or "Fail" and "% Effect." The MMEL for chronic toxicity shall only apply when there is a discharge more than one day in a calendar month period. During such calendar months, up to three independent toxicity tests may be conducted when one toxicity test results in "Fail".

¹² This is a Median Monthly Effluent Limitation.

¹³ According to the Implementation Plan portion of Resolution R4-2014-010, Attachment B, Table 7-6.1, under Task 6, the interim WLAs for chloride shall remain in effect until the deadline for completion of the SCVSD flow weighting

completion deadline for flow weighting facilities/capital improvement project completion dates), the Discharger shall maintain compliance with the following interim effluent limitation in Table 5 of this NPDES Order, at Discharge Point 001 compliance measured at Monitoring Location EFF-001, as described in the attached MRP. This interim effluent limitation shall apply in lieu of the 150 mg/L three-month rolling final effluent limitation, until such time as the final TMDL WLA-based effluent limitation becomes operative.

Table 5. Interim Effluent Limitations

Parameter	Units	Effluent Limitations				
		Average Monthly	Average Weekly	Maximum Daily	Instantaneous Minimum	Instantaneous Maximum
Chloride	mg/L	¹⁴	--	--	--	--

3. Other Effluent Limitations – Discharge Point EFF-001

- a. **Percent Removal:** The average monthly percent removal of BOD 5-day 20°C and TSS shall not be less than 85 percent.
- b. The temperature of wastes discharge shall not exceed 86°F except as a result of external ambient temperature.
- c. The radioactivity of the discharge shall not exceed the limits specified in Title 22, chapter 15, article 5, sections 64442 and 64443, of the California Code of Regulations (CCR), or subsequent revisions.
- d. The discharge to water courses shall at all times be adequately disinfected. For the purpose of this requirement, the discharge shall be considered adequately disinfected if: 1) the median number of coliform organisms at some point in the treatment process does not exceed a most probable number (MPN) or colony forming units (CFU) of 2.2 per 100 milliliters utilizing the bacteriological results of the last seven days for which analyses have been completed; 2) the number of coliform organisms does not exceed an MPN or CFU of 23 per 100 milliliters in more than one sample within any 30-day period; and, 3) no sample exceeds 240 MPN or CFU of total coliform bacteria per 100 milliliters. Samples shall be collected at a time when wastewater flow and characteristics are most demanding on treatment facilities and disinfection processes.
- e. For the protection of the water contact recreation beneficial use, the discharge to water courses shall have received adequate treatment, so that the turbidity of the treated wastewater does not exceed any of the following: (a) an average of 2 Nephelometric turbidity units (NTUs) within a 24-hour period; (b) 5 NTUs more than 5 percent of the time (72 minutes) within a 24-hour period; and (c) 10 NTU at any time.

B. Land Discharge Specifications – Not Applicable

C. Recycling Specifications – Not Applicable.

project facilities identified in Task 4. By that date, SCVSD shall achieve compliance with the applicable water quality objectives and WLAs for chloride in the USCR.

¹⁴

The chloride interim limit is equal to the sum of the potable water supply chloride concentration plus 88 mg/L, expressed as a 12 -month rolling average, not to exceed a daily maximum of 230 mg/L, where 88 mg/L is the maximum difference in chloride concentration between the potable water supply and the Saugus WRP treated effluent, from January 2005 to June 2014.

V. RECEIVING WATER LIMITATIONS

A. Surface Water Limitations

Receiving water limitations are based on water quality objectives (WQOs) contained in the Basin Plan and are a required part of this Order. The discharge shall not cause the following in the Santa Clara River:

1. For waters designated with a warm freshwater habitat (WARM) beneficial use, the temperature of the receiving water at any time or place and within any given 24-hour period shall not be altered by more than 5°F above the natural temperature due to the discharge of effluent at the receiving water station located downstream of the discharge. Natural conditions shall be determined on a case-by-case basis.

If the receiving water temperature, downstream of the discharge, exceeds 86°F as a result of the following:
 - a. High temperature in the ambient air; or,
 - b. High temperature in the receiving water upstream of the discharge, then the exceedance shall not be considered a violation.
2. The pH of inland surface waters shall not be depressed below 6.5 or raised above 8.5 as a result of the discharge. Ambient pH levels shall not be changed more than 0.5 units from natural conditions as a result of the discharge. Natural conditions shall be determined on a case-by-case basis.
3. The dissolved oxygen in the receiving water shall not be depressed below 5 mg/L as a result of the discharge.
4. The total residual chlorine shall not exceed 0.1 mg/L in the receiving waters and shall not persist in the receiving water at any concentration that causes impairment of beneficial uses as a result of the discharge.
5. The Escherichia coli (E. coli) concentration in the receiving water shall not exceed the following, as a result of the discharge:
 - a. Geometric Mean Limitations
 - i. E. coli density shall not exceed 126/100 mL.
 - b. Single Sample Limitations
 - i. E. coli density shall not exceed 235/100 mL.
6. Waters shall be free of changes in turbidity that cause nuisance or adversely affect beneficial uses. Increases in natural turbidity attributable to controllable water quality factors shall not exceed the following limitations, as a result of the discharge:
 - a. Where natural turbidity is between 0 and 50 NTU, increases shall not exceed 20%, and
 - b. Where natural turbidity is greater than 50 NTU, increases shall not exceed 10%.

REVISED

TENTATIVE

7. The discharge shall not produce concentrations of substances in the receiving water that are toxic to or cause detrimental physiological responses in human, animal, or aquatic life.
8. The discharge shall not cause concentrations of contaminants to occur at levels that are harmful to human health in waters which are existing or potential sources of drinking water.
9. The concentrations of toxic pollutants in the water column, sediments, or biota shall not adversely affect beneficial uses as a result of the discharge.
10. The discharge shall not contain substances that result in increases in BOD, which adversely affect the beneficial uses of the receiving waters.
11. Waters discharged shall not contain biostimulatory substances in concentrations that promote aquatic growth to the extent that such growth causes nuisance or adversely affects beneficial uses.
12. The dissolved sulfide concentration of waters in and near sediments shall not be significantly increased above that present under natural conditions as a result of waters discharged.
13. The discharge shall not cause the receiving waters to contain any substance in concentrations that adversely affect any designated beneficial use.
14. The discharge shall not alter the natural taste, odor, or color of fish, shellfish, or other surface water resources used for human consumption.
15. The discharge shall not result in problems due to breeding of mosquitoes, gnats, black flies, midges, or other pests.
16. The discharge shall not result in visible floating particulates, foams, or oil and grease in the receiving waters.
17. The discharge shall not alter the color of the receiving waters; create a visual contrast with the natural appearance of the water; or cause aesthetically undesirable discoloration of the receiving waters.
18. The discharge shall not contain any individual pesticide or combination of pesticides in concentrations that adversely affect beneficial uses of the receiving waters. There shall be no increase in pesticide concentrations found in bottom sediments or aquatic life as a result of the discharge.
19. Chronic Toxicity Narrative Receiving Water Quality Objective
 - a. There shall be no chronic toxicity in ambient waters as a result of the discharge.
 - b. Receiving water and effluent toxicity testing shall be performed on the same day as close to concurrently as possible.
20. The discharge shall not cause the ammonia water quality objective in the Basin Plan to be exceeded in the receiving waters. Compliance with the ammonia WQOs shall be determined by comparing the receiving water ammonia concentration to the

REVISED

TENTATIVE

ammonia water quality objective in the Basin Plan. The ammonia water quality objective can also be calculated using the pH and temperature of the receiving water at the time of collection of the ammonia sample.

B. Groundwater Limitations

The discharge shall not cause the underlying groundwater to be degraded except as consistent with State Water Board Resolution No. 68-16, exceed WQOs, unreasonably affect beneficial uses, or cause a condition of pollution or nuisance. This permit does not allow an increased discharge beyond the existing 6.5 MGD design capacity.

VI. PROVISIONS

A. Standard Provisions

1. The Permittee shall comply with all Standard Provisions included in Attachment D.
2. **Regional Water Board Standard Provisions.** The Permittee shall comply with the following provisions. In the event that there is any conflict, duplication, or overlap between provisions specified by this Order, the more stringent provision shall apply:
 - a. Neither the treatment nor the discharge of pollutants shall create a pollution, contamination, or nuisance as defined by section 13050 of the CWC.
 - b. Odors, vectors, and other nuisances of sewage or sludge origin beyond the limitations of the treatment plant site or the sewage collection system due to improper operation of facilities, as determined by the Regional Water Board, are prohibited.
 - c. All facilities used for collection, transport, treatment, or disposal of wastes shall be adequately protected against damage resulting from overflow, washout, or inundation from a storm or flood having a recurrence interval of once in 100 years.
 - d. Collection, treatment, and disposal systems shall be operated in a manner that precludes or impedes public contact with wastewater.
 - e. Collected screenings, sludges, and other solids removed from liquid wastes shall be disposed of in a manner approved by the Executive Officer of the Regional Water Board.
 - f. The provisions of this Order are severable. If any provision of this Order is found invalid, the remainder of this Order shall not be affected.
 - g. Nothing in this permit shall be construed to preclude the institution of any legal action or relieve the Permittee from any responsibilities, liabilities or penalties established pursuant to any applicable state law or regulation under authority preserved by section 510 of the CWA.
 - h. Nothing in this permit shall be construed to preclude the institution of any legal action or relieve the Permittee from any responsibilities, liabilities or penalties to which the Permittee is or may be subject to under section 311 of the CWA, related to oil and hazardous substances liability.

REVISED

TENTATIVE

- i. Discharge of wastes to any point other than specifically described in this Order is prohibited.
- j. The Permittee shall comply with all applicable effluent limitations, national standards of performance, toxic effluent standards, and all federal regulations established pursuant to sections 301, 302, 303(d), 304, 306, 307, 316, 403, and 405 of the federal CWA and amendments thereto.
- k. These requirements do not exempt the operator of the waste disposal facility from compliance with any other laws, regulations, or ordinances which may be applicable; they do not legalize this waste disposal facility; and they leave unaffected any further restraints on the disposal of wastes at this site which may be contained in other statutes or required by other agencies.
- l. A copy of these waste discharge specifications shall be maintained at the discharge Facility so as to be available at all times to operating personnel.
- m. If there is any storage of hazardous or toxic materials or hydrocarbons at this Facility and if the Facility is not manned at all times, a 24-hour emergency response telephone number shall be prominently posted where it can easily be read from the outside.
- n. The Permittee shall file with the Regional Water Board a report of waste discharge at least 120 days before making any proposed change in the character, location or volume of the discharge.
- o. In the event of any change in name, ownership, or control of these waste disposal facilities, the Permittee shall notify the Regional Water Board of such change and shall notify the succeeding owner or operator of the existence of this Order by letter, a copy of which shall be forwarded to the Regional Water Board, 30 days prior to taking effect.
- p. The discharge of any pollutant resulting from the combustion of toxic or hazardous wastes to any waste stream that ultimately discharges to waters of the United States is prohibited, unless specifically authorized elsewhere in this Order.
- q. The Permittee shall notify the Executive Officer in writing no later than 6 months prior to planned discharge of any chemical, other than the products previously reported to the Executive Officer, which may be toxic to aquatic life. Such notification shall include:
 - i. Name and general composition of the chemical,
 - ii. Frequency of use,
 - iii. Quantities to be used,
 - iv. Proposed discharge concentrations, and
 - v. USEPA registration number, if applicable.

REVISED

TENTATIVE

- r. Violation of any of the provisions of this Order may subject the Permittee to any of the penalties described herein or in Attachment D of this Order, or any combination thereof, at the discretion of the prosecuting authority; except that only one kind of penalty may be applied for each kind of violation.
- s. Failure to comply with provisions or requirements of this Order, or violation of other applicable laws or regulations governing discharges from this Facility, may subject the Permittee to administrative or civil liabilities, criminal penalties, and/or other enforcement remedies to ensure compliance. Additionally, certain violations may subject the Permittee to civil or criminal enforcement from appropriate local, state, or federal law enforcement entities.
- t. The CWC provides that any person who violates a waste discharge requirement or a provision of the CWC is subject to civil penalties of up to \$5,000 per day, \$10,000 per day, or \$25,000 per day of violation, or when the violation involves the discharge of pollutants, is subject to civil penalties of up to \$10 per gallon per day or \$25 per gallon per day of violation, or some combination thereof, depending on the violation, or upon the combination of violations.
- u. CWC section 13385(h)(i) requires the Regional Water Board to assess a mandatory minimum penalty of three-thousand dollars (\$3,000) for each serious violation. Pursuant to CWC section 13385(h)(2), a “serious violation” is defined as any waste discharge that violates the effluent limitations contained in the applicable waste discharge requirements for a Group II pollutant by 20 percent or more, or for a Group I pollutant by 40 percent or more. Appendix A of 40 CFR § 123.45 specifies the Group I and II pollutants. Pursuant to CWC section 13385.1(a)(1), a “serious violation” is also defined as “a failure to file a discharge monitoring report required pursuant to section 13383 for each complete period of 30 days following the deadline for submitting the report, if the report is designed to ensure compliance with limitations contained in waste discharge requirements that contain effluent limitations.”
- v. CWC section 13385(i) requires the Regional Water Board to assess a mandatory minimum penalty of three-thousand dollars (\$3,000) for each violation whenever a person violates a waste discharge requirement effluent limitation in any period of six consecutive months, except that the requirement to assess the mandatory minimum penalty shall not be applicable to the first three violations within that time period.
- w. Pursuant to CWC section 13385.1(d), for the purposes of section 13385.1 and subdivisions (h), (i), and (j) of section 13385, “effluent limitation” means a numeric restriction or a numerically expressed narrative restriction, on the quantity, discharge rate, concentration, or toxicity units of a pollutant or pollutants that may be discharged from an authorized location. An effluent limitation may be final or interim, and may be expressed as a prohibition. An effluent limitation, for these purposes, does not include a receiving water limitation, a compliance schedule, or a best management practice.
- x. CWC section 13387(e) provides that any person who knowingly makes any false statement, representation, or certification in any record or other document submitted or required to be maintained under this order, including monitoring

REVISED

TENTATIVE

reports or reports of compliance or noncompliance, or who knowingly falsifies, tampers with, or renders inaccurate any monitoring device or method required to be maintained in this order shall be punished by a fine of not more than twenty-five thousand dollars (\$25,000), imprisonment pursuant to subdivision (h) of Section 1170 of the Penal Code for 16, 20, or 24 months, or by both that fine and imprisonment. For a subsequent conviction, such a person shall be punished by a fine of not more than twenty-five thousand dollars (\$25,000) per day of violation, by imprisonment pursuant to subdivision (h) of Section 1170 of the Penal Code for two, three, or four years, or by both that fine and imprisonment.

- y. In the event the Permittee does not comply or will be unable to comply for any reason, with any prohibition, effluent limitation, or receiving water limitation of this Order, the Permittee shall notify the Chief of the Watershed Regulatory Section at the Regional Water Board by telephone (213) 576-6616, or by fax at (213) 576-6660 within 24 hours of having knowledge of such noncompliance, and shall confirm this notification in writing to the Regional Water Board within five days, unless the Regional Water Board waives confirmation. The written notification shall state the nature, time, duration, and cause of noncompliance, and shall describe the measures being taken to remedy the current noncompliance and, prevent recurrence including, where applicable, a schedule of implementation. The written notification shall also be submitted via email with reference to CI-2960 to losangeles@waterboards.ca.gov. Other noncompliance requires written notification as above at the time of the normal monitoring report.

B. Monitoring and Reporting Program (MRP) Requirements

The Permittee shall comply with the MRP, and future revisions thereto, in Attachment E.

C. Special Provisions

1. Reopener Provisions

- a. This Order may be modified, revoked and reissued, or terminated for cause, including, but not limited to:
- Violation of any term or condition contained in this Order;
 - Obtaining this Order by misrepresentation, or by failure to disclose fully all relevant facts; or
 - A change in any condition that requires either a temporary or permanent reduction or elimination of the authorized discharge.

The filing of a request by the Permittee for an Order modification, revocation, and issuance or termination, or a notification of planned changes or anticipated noncompliance does not stay any condition of this Order.

- b. This Order may be reopened for modification, or revocation and reissuance, as a result of the detection of a reportable priority pollutant generated by special conditions included in this Order. These special conditions may be, but are not limited to, fish tissue sampling, whole effluent toxicity testing, monitoring of internal waste stream(s), and monitoring for surrogate parameters. Additional requirements may be included in this Order as a result of the special condition monitoring data.

**REVISED
TENTATIVE**

- c. This Order may be modified, in accordance with the provisions set forth in title 40 of the Code of Federal Regulations (40 CFR) parts 122 and 124 to include requirements for the implementation of a watershed protection management approach.
- d. The Board may modify, or revoke and reissue this Order if present or future investigations demonstrate that the discharge(s) governed by this Order will cause, have reasonable potential to cause, or contribute to adverse impacts on beneficial uses or degradation of the water quality of the receiving waters.
- e. This Order may also be modified, revoked, and reissued or terminated in accordance with the provisions of 40 CFR parts 122.44, 122.62 to 122.64, 125.62, and 125.64. Causes for taking such actions include, but are not limited to, failure to comply with any condition of this Order, endangerment to human health or the environment resulting from the permitted activity, or acquisition of newly obtained information which would have justified the application of different conditions if known at the time of Order adoption. The filing of a request by the Permittee for an Order modification, revocation and issuance, or termination, or a notification of planned changes or anticipated noncompliance does not stay any condition of this Order.
- f. This Order may be modified, in accordance with the provisions set forth in 40 CFR parts 122 to 124, to include new minimum levels (MLs).
- g. If an applicable toxic effluent standard or prohibition (including any schedule of compliance specified in such effluent standard or prohibition) is promulgated under section 307(a) of the CWA for a toxic pollutant and that standard or prohibition is more stringent than any limitation on the pollutant in this Order, the Regional Water Board may institute proceedings under these regulations to modify or revoke and reissue the Orders to conform to the toxic effluent standard or prohibition.
- h. If more stringent applicable water quality standards are promulgated or approved pursuant to section 303 of the CWA, or amendments, thereto, the Regional Water Board will revise and modify this Order in accordance with such standards.
- i. This Order may be reopened and modified, to add or revise effluent limitations as a result of future Basin Plan Amendments, such as an update of a water quality objective, the adoption of a site specific objective, the adoption of a new TMDL for the Santa Clara River Watershed or a revision of any of the TMDLs within the Santa Clara River Watershed.
- j. This Order may be reopened and modified, to revise effluent limitations as a result of the delisting of a pollutant from the 303(d) list.
- k. This Order will be reopened and modified to revise any and all of the chronic toxicity testing provisions and effluent limitations, to the extent necessary, to be consistent with any Toxicity Plan that is subsequently adopted by the State Water Board promptly after USEPA-approval of such Plan.
- l. This Order will be reopened and modified to the extent necessary, to be consistent with new policies, a new state-wide plan, new laws, or new regulations.
- m. This Order may be reopened to modify effluent limitations if the chloride waste load allocations are revised, following USEPA approval of a revised Chloride TMDL for the Upper Santa Clara River.

REVISED

TENTATIVE

- n. Upon the request of the Permittee, the Regional Water Board will review future studies conducted by the Permittee to evaluate the appropriateness of utilizing dilution credits and/or attenuation factors if they are demonstrated to be appropriate and protective of the GWR beneficial use, on a pollutant-by-pollutant basis. Following this evaluation, this Order may be reopened to modify final effluent limitations, if at the conclusion of necessary studies conducted by the Permittee, the Regional Water Board determines that dilution credits, attenuation factors, or metal translators are warranted.
- o. This Order may be reopened to modify the description of the upgraded treatment plant and to include a revised Process Flow Diagram prior to the startup of the advanced treatment facilities.

2. Special Studies, Technical Reports and Additional Monitoring Requirements

a. Toxicity Reduction Requirements

The Discharger shall prepare and submit a copy of the Discharger's initial investigation Toxicity Reduction Evaluation (TRE) work plan to the Executive Officer of the Regional Water Board in accordance with Monitoring and Reporting Section V.A.6.

b. Treatment Plant Capacity

The Permittee shall submit a written report to the Executive Officer of the Regional Water Board within 90 days after the "30-day (monthly) average" daily dry-weather flow equals or exceeds 75 percent of the design capacity of waste treatment and/or disposal facilities. The Permittee's senior administrative officer shall sign a letter, which transmits that report and certifies that the Permittee's policy-making body is adequately informed of the report's contents. The report shall include the following:

- (1) The average daily flow for the month, the date on which the peak flow occurred, the rate of that peak flow, and the total flow for the day;
- (2) The best estimate of when the monthly average daily dry-weather flow rate will equal or exceed the design capacity of the facilities; and,
- (3) A schedule for studies, design, and other steps needed to provide additional capacity for waste treatment and/or disposal facilities before the discharge flow rate equals the capacity of present units.

This requirement is applicable to those facilities which have not reached 75 percent of capacity as of the effective date of this Order. For those facilities that have reached 75 percent of capacity by that date but for which no such report has been previously submitted, such a report shall be filed within 90 days of the issuance of this Order.

c. Special Study for Constituents of Emerging Concern (CECs)

The permittee has completed the two required annual CECs Monitoring events and will not be required to conduct additional CEC monitoring at this time.

3. Best Management Practices and Pollution Prevention

a. Storm Water Pollution Prevention Plan (SWPPP) – (Not Applicable)

b. Spill Clean-up Contingency Plan (SCCP)

Within 90 days of the effective date of this Order, the Permittee is required to submit a SCCP, which describes the activities and protocols to address clean-up of spills, overflows, and bypasses of untreated or partially treated wastewater from the Permittee's collection system or treatment facilities that reach water bodies, including dry channels and beach sands. At a minimum, the plan shall include sections on spill clean-up and containment measures, public notification, and monitoring. The Permittee shall review and amend the plan as appropriate after each spill from the Facility or in the service area of the Facility. The Permittee shall include a discussion in the annual summary report of any modifications to the Plan and the application of the Plan to all spills during the year.

c. Pollutant Minimization Program (PMP)

Reporting protocols in MRP section X.B.4 describe sample results that are to be reported as Detected but Not Quantified (DNQ) or Not Detected (ND). Definitions for a reported Minimum Level (ML) and Method Detection Limit (MDL) are provided in Attachment A. These reporting protocols and definitions are used in determining the need to conduct a PMP as follows:

The Permittee shall develop and conduct a PMP as further described below when there is evidence (e.g., sample results reported as DNQ when the effluent limitation is less than the MDL; sample results from analytical methods more sensitive than those methods required by this Order; presence of whole effluent toxicity; health advisories for fish consumption; or, results of benthic or aquatic organism tissue sampling) that a pollutant is present in the effluent above an effluent limitation and either of the following is true:

- i. The concentration of the pollutant is reported as DNQ and the effluent limitation is less than the reported ML; or,
- ii. The concentration of the pollutant is reported as ND and the effluent limitation is less than the MDL, using definitions described in Attachment A and reporting protocols described in the MRP.

The goal of the PMP shall be to reduce all potential sources of a pollutant through pollutant minimization (control) strategies, including pollution prevention measures as appropriate, to maintain the effluent concentration at or below the effluent limitation. Pollution prevention measures may be particularly appropriate for persistent bioaccumulative priority pollutants where there is evidence that beneficial uses are being impacted. The Regional Water Board may consider cost-effectiveness when establishing the requirements of a PMP. The completion and implementation of a Pollution Prevention Plan (PPP), if required pursuant to CWC section 13263.3(d), shall be considered to fulfill the PMP requirements.

The PMP shall include, but not be limited to, the following actions and submittals acceptable to the Regional Water Board:

- i. An annual review and semi-annual monitoring of potential sources of the reportable pollutant(s), which may include fish tissue monitoring and other bio-uptake sampling;
- ii. Quarterly monitoring for the reportable pollutant(s) in the influent to the wastewater treatment system;
- iii. Submittal of a control strategy designed to proceed toward the goal of maintaining concentrations of the reportable pollutant(s) in the effluent at or below the effluent limitation;
- iv. Implementation of appropriate cost-effective control measures for the reportable pollutant(s), consistent with the control strategy; and
- v. An annual status report that shall be sent to the Regional Water Board including:
 - (1). All PMP monitoring results for the previous year;
 - (2). A list of potential sources of the reportable pollutant(s);
 - (3). A summary of all actions undertaken pursuant to the control strategy; and
 - (4). A description of actions to be taken in the following year.

4. Construction, Operation and Maintenance Specifications

- a. Wastewater treatment facilities subject to this Order shall be supervised and operated by persons possessing certificates of appropriate grade pursuant to California Code of Regulations (CCR), title 23, division 3, chapter 26 (CWC sections 13625 – 13633).
- b. The Permittee shall maintain in good working order a sufficient alternate power source for operating the wastewater treatment and disposal facilities. All equipment shall be located to minimize failure due to moisture, liquid spray, flooding, and other physical phenomena. The alternate power source shall be designed to permit inspection and maintenance and shall provide for periodic testing. If such alternate power source is not in existence, the Permittee shall halt, reduce, or otherwise control all discharges upon the reduction, loss, or failure of the primary source of power.
- c. The Permittee shall provide standby or emergency power facilities and/or storage capacity or other means so that in the event of plant upset or outage due to power failure or other cause, discharge of raw or inadequately treated sewage does not occur.

5. Special Provisions for Municipal Facilities (Publicly-Owned Treatment Works [POTWs] Only)

a. Sludge Disposal Requirements (NOT APPLICABLE)

b. Pretreatment Requirements

- i. The Permittee has developed and implemented a Pretreatment Program that was previously submitted to this Regional Water Board. This Order requires implementation of the approved Pretreatment Program. Any violation of the Pretreatment Program will be considered a violation of this Order.

- ii. In 1972, the County Sanitation Districts of Los Angeles County's (Sanitation Districts') Board of Directors adopted the *Wastewater Ordinance*. The purpose of this Ordinance is to establish controls on users of the Sanitation Districts' sewerage system in order to protect the environment and public health, and to provide for the maximum beneficial use of the Sanitation Districts' facilities. This *Wastewater Ordinance*, as amended July 1, 1998, shall supersede all previous regulations and policies of the Sanitation Districts' governing items covered in this Ordinance. Specifically, the provisions of this Ordinance shall supersede the Districts' "Policy Governing Use of District Trunk Sewers" dated December 6, 1961, and shall amend the Sanitation Districts' "An Ordinance Regulating Sewer Construction, Sewer Use and Industrial Wastewater Discharges," dated April 1, 1972, and as amended July 1, 1975, July 1, 1980, July 1, 1983, and November 1, 1989.
- iii. In 2012, there were 429 categorical industrial user (CIU) permittees, 1,025 significant industrial user (SIU) permittees, and 1,640 other industrial users in the Sanitation Districts' entire Pretreatment Program. The Saugus WRP receives wastewater from zero CIUs and four non-categorical SIUs.
- iv. Any change to the program shall be reported to the Regional Water Board in writing and shall not become effective until approved by the Executive Officer in accordance with procedures established in 40 CFR § 403.18.
- v. Applications for renewal or modification of this Order must contain information about industrial discharges to the POTW pursuant to 40 CFR § 122.21(j)(6). Pursuant to 40 CFR § 122.42(b) and provision VII.A of Attachment D, Standard Provisions, of this Order, the Permittee shall provide adequate notice of any new introduction of pollutants or substantial change in the volume or character of pollutants from industrial discharges which were not included in the permit application. Pursuant to 40 CFR § 122.44(j)(1), the Permittee shall annually identify and report, in terms of character and volume of pollutants, any Significant Industrial Users discharging to the POTW subject to Pretreatment Standards under section 307(b) of the CWA and 40 CFR § 403.
- vi. The Permittee shall evaluate whether its pretreatment local limits are adequate to meet the requirements of this Order and shall submit a written technical report as required under section B.1 of **Attachment H**. The Saugus WRP is part of the SCVSD. In the reevaluation of the local limits, the Permittee shall consider the effluent limitations contained in this Order, the contributions from the upstream WRPs in the SCVSD, and other relevant factors due to the interconnection of the Districts' WRPs within the SCVSD. In addition, the Permittee shall consider collection system overflow protection from such constituents as oil and grease, etc..
- vii. The Permittee shall comply with requirements contained in **Attachment H – Pretreatment Reporting Requirements**.

REVISED

TENTATIVE

c. Collection System Requirements

- i. The Permittee's collection system is part of the system that is subject to this Order. As such, the Permittee must properly operate and maintain its collection system (40 CFR § 122.41(e)). The Permittee must report any non-compliance (40 CFR § 122.41(l)(6) and (7)) and mitigate any discharge from the collection system in violation of this Order (40 CFR § 122.41(d)). See the Order at Attachment D, subsections I.D, V.E, V.H, and I.C., and the following section of this Order.

d. Filter Bypass

Conditions pertaining to bypass are contained in Attachment D, Section I. Standard Provisions – Permit Compliance, subsection G. The bypass or overflow of untreated or partially treated wastewater to waters of the State is prohibited, except as allowed under conditions stated in 40 CFR part 122.41(m) and (n). Consistent with those provisions, during periods of elevated, wet-weather flows, the operational diversion of a portion of the secondarily treated wastewater around the tertiary filters is allowable provided that the resulting combined discharge of fully treated (tertiary) and partially treated (secondary) wastewater complies with the effluent and receiving water limitations in this Order.

6. Spill Reporting Requirements

a. Initial Notification

Although State and Regional Water Board staff do not have duties as first responders, this requirement is an appropriate mechanism to ensure that the agencies that do have first responder duties are notified in a timely manner in order to protect public health and beneficial uses. For certain spills, overflows and bypasses, the Permittee shall make notifications as required below:

- i. In accordance with the requirements of Health and Safety Code section 5411.5, the Permittee shall provide notification to the local health officer or the director of environmental health with jurisdiction over the affected water body of any unauthorized release of sewage or other waste that causes, or probably will cause, a discharge to any waters of the state as soon as possible, but no later than two hours after becoming aware of the release.
- ii. In accordance with the requirements of CWC section 13271, the Permittee shall provide notification to the California Office of Emergency Services (Cal OES) of the release of reportable amounts of hazardous substances or sewage that causes, or probably will cause, a discharge to any waters of the state as soon as possible, but not later than two hours after becoming aware of the release. The CCR, Title 23, section 2250, defines a reportable amount of sewage as being 1,000 gallons. The phone number for reporting these releases to the Cal OES is (800) 852-7550.
- iii. The Permittee shall notify the Regional Water Board of any unauthorized release of sewage from its POTW that causes, or probably will cause, a

discharge to a water of the state as soon as possible, but not later than two hours after becoming aware of the release. This initial notification does not need to be made if the Permittee has notified Cal OES and the local health officer or the director of environmental health with jurisdiction over the affected waterbody. The phone number for reporting these releases of sewage to the Regional Water Board is (213) 576-6657. The phone numbers for after hours and weekend reporting of releases of sewage to the Regional Water Board are (213) 305-2284 and (213) 305-2253.

At a minimum, the following information shall be provided to the Regional Water Board:

- (1). The location, date, and time of the release;
- (2). The route of the spill including the water body that received or will receive the discharge;
- (3). An estimate of the amount of sewage or other waste released and the amount that reached a surface water at the time of notification;
- (4). If ongoing, the estimated flow rate of the release at the time of the notification; and,
- (5). The name, organization, phone number and email address of the reporting representative.

b. Monitoring

For spills, overflows and bypasses reported under section VI.C.6.a, the Permittee shall monitor as required below:

- i. To define the geographical extent of the spill's impact, the Permittee shall obtain grab samples (if feasible, accessible, and safe) for all spills, overflows or bypasses of any volume that reach any waters of the state (including surface and ground waters). The Permittee shall analyze the samples for total coliform, fecal coliforms, E. coli (if fecal coliform test shows positive), and enterococcus (if the spill reaches the marine waters), and relevant pollutants of concern, upstream and downstream of the point of entry of the spill (if feasible, accessible, and safe). This monitoring shall be done on a daily basis from the time the spill is known until the results of two consecutive sets of bacteriological monitoring indicate the return to the background level or the County Department of Public Health authorizes cessation of monitoring.

c. Reporting

The initial notification required under section VI.C.6.a shall be followed by:

- i. As soon as possible, but not later than twenty-four hours after becoming aware of an unauthorized discharge of sewage or other waste from its wastewater treatment plant to a water of the state, the Permittee shall submit a statement to the Regional Water Board by email at augustine.anijielo@waterboards.ca.gov . If the discharge is 1,000 gallons or more, this statement shall certify that Cal OES has been notified of the discharge in accordance with CWC section 13271. The statement shall

**REVISED
TENTATIVE**

also certify that the local health officer or director of environmental health with jurisdiction over the affected water bodies has been notified of the discharge in accordance with Health and Safety Code section 5411.5. The statement shall also include at a minimum the following information:

- (1). Agency, NPDES No., Order No., and MRP CI No., if applicable;
 - (2). The location, date, and time of the discharge;
 - (3). The water body that received the discharge;
 - (4). A description of the level of treatment of the sewage or other waste discharged;
 - (5). An initial estimate of the amount of sewage or other waste released and the amount that reached a surface water;
 - (6). The Cal OES control number and the date and time that notification of the incident was provided to Cal OES; and,
 - (7). The name of the local health officer or director of environmental health representative notified (if contacted directly); the date and time of notification; and the method of notification (e.g., phone, fax, email).
- ii. A written preliminary report five working days after disclosure of the incident is required. Submission to the Regional Water Board of the California Integrated Water Quality System (CIWQS) Sanitary Sewer Overflow (SSO) event number shall satisfy this requirement. Within 30 days after submitting the preliminary report, the Permittee shall submit the final written report to this Regional Water Board. (A copy of the final written report, for a given incident, already submitted pursuant to a statewide General WDRs for Wastewater Collection System Agencies (SSO WDR), may be submitted to the Regional Water Board to satisfy this requirement.) The written report shall document the information required in paragraph d below, monitoring results and any other information required in provisions of the Standard Provisions document including corrective measures implemented or proposed to be implemented to prevent/minimize future occurrences. The Executive Officer for just cause can grant an extension for submittal of the final written report.
- iii. The Permittee shall include a certification in the annual summary report (due according to the schedule in the MRP) that states that the sewer system emergency equipment, including alarm systems, backup pumps, standby power generators, and other critical emergency pump station components were maintained and tested in accordance with the Permittee's preventive maintenance plan. Any deviations from or modifications to the plan shall be discussed.

d. Records

The Permittee shall develop and maintain a record of all spills, overflows or bypasses of raw or partially treated sewage from its collection system or treatment plant. This record shall be made available to the Regional Water Board upon request and a spill summary shall be included in the annual summary report. The records shall contain:

**REVISED
TENTATIVE**

- i. The date and time of each spill, overflow, or bypass;
- ii. The location of each spill, overflow, or bypass;
- iii. The estimated volume of each spill, overflow, and bypass including gross volume, amount recovered and amount not recovered, monitoring results as required by section VI.C.6.b;
- iv. The cause of each spill, overflow, or bypass;
- v. Whether each spill, overflow, or bypass entered a receiving water and, if so, the name of the water body and whether it entered via storm drains or other man-made conveyances;
- vi. Any mitigation measures implemented;
- vii. Any corrective measures implemented or proposed to be implemented to prevent/minimize future occurrences; and,
- viii. The mandatory information included in SSO online reporting for finalizing and certifying the SSO report for each spill, overflow, or bypass under the SSO WDR.

e. Activities Coordination

Although not required by this Order, Regional Water Board expects that the POTW's owners/operators will coordinate their compliance activities for consistency and efficiency with other entities that have responsibilities to implement: (i) this NPDES permit, including the Pretreatment Program, (ii) a MS4 NPDES permit that may contain spill prevention, sewer maintenance, reporting requirements and (iii) the SSO WDR.

f. Consistency with SSO WDRs

The CWA prohibits the discharge of pollutants from point sources to surface waters of the United States unless authorized under an NPDES permit. (33 United States Code sections 1311, 1342). The State Water Board adopted *General Waste Discharge Requirements for Sanitary Sewer Systems*, (WQ Order No. 2006-0003-DWQ; SSO WDR) on May 2, 2006, to provide a consistent, statewide regulatory approach to address sanitary sewer overflows. The SSO WDR requires public agencies that own or operate sanitary sewer systems to apply for coverage under the SSO WDR, develop and implement sewer system management plans, and report all SSO to the State Water Board's online SSOs database. Regardless of the coverage obtained under the SSO WDR, the Permittee's collection system is part of the POTW that is subject to this NPDES permit. As such, pursuant to federal regulations, the Permittee must properly operate and maintain its collection system (40 CFR § 122.41 (e)), report any non-compliance (40 CFR § 122.41(1)(6) and (7)), and mitigate any discharge from the collection system in violation of this NPDES permit (40 CFR § 122.41(d)). On August 6, 2013, WQ Order No. 2006-0003-DWQ was amended by the State Water Board with the adoption of Monitoring and

REVISED

TENTATIVE

Reporting Program Order No. WQ 2013-0058-EXEC. The amendment went into effect on September 9, 2013.

The requirements contained in this Order in sections VI.C.3.b (SCCP Plan section), VI.C.4 (Construction, Operation and Maintenance Specifications section), and VI.C.6 (Spill Reporting Requirements section) are intended to be consistent with the requirements of the SSO WDR. The Regional Water Board recognizes that there may be some overlap between these NPDES permit provisions and SSO WDR requirements, related to the collection systems. The requirements of the SSO WDR are considered the minimum thresholds (see finding 11 of State Water Board Order No. 2006-0003-DWQ). To encourage efficiency, the Regional Water Board will accept the documentation prepared by the Permittees under the SSO WDR for compliance purposes as satisfying the requirements in sections VI.C.3.b, VI.C.4, and VI.C.6 provided the more stringent provisions contained in this NPDES permit are also addressed. Pursuant to SSO WDR, section D, provision 2(iii) and (iv), the provisions of this NPDES permit supersede the SSO WDR, for all purposes, including enforcement, to the extent the requirements may be deemed duplicative

7. Compliance Schedules

- A. The compliance schedules and the interim limitation in Section IV.A.2 of this Order are authorized under TMDLs (Basin Plan Amendments) which have been adopted by the Regional Water Board and are awaiting approval by the Office of Administrative Law and USEPA. However, interim limitations and compliance schedules may be provided in a separate Time Schedule Order if the permit effective date precedes the effective date (date of USEPA approval) of Resolution No. R2014-010.

B. TMDL-related Tasks for NPDES Permit Compliance

On the effective date of this Order, the Permittee shall comply with the applicable TMDL-related tasks by the given deadlines, and future revisions thereto, in Attachment J of this Order, and as specified below:

- a. The Discharger shall notify the Regional Water Board in writing, no later than 14 days following each interim milestone date, of its compliance or noncompliance with the interim requirements.
- b. In order to monitor compliance with the interim and final effluent limitations for chloride, the Discharger shall monitor the effluent and influent chloride concentrations at the frequencies required in Tables E-2 and E-3. The Discharger shall calculate the monthly chloride effluent limitation as discussed in section VII.– Compliance Determination. Each result shall be reported in the monthly report to track progress in achieving compliance with the final effluent limitations.
- c. The Permittee shall submit a PMP described in section VI.C.3.c. to the Regional Water Board for Executive Officer approval within 60 days of the effective date of this permit.

REVISED

TENTATIVE

- d. The Permittee may be subject to enforcement action for failure to complete the tasks by the given milestone dates, as specified in Table 6 below and in Attachment J.

Table 6. Compliance Schedule & Milestone Dates

Project & Sub-tasks*	Implementa- tion Deadlines	9 month deliverable Schedule					
		4/1/15 to 12/31/15	1/1/16 to 9/30/16	10/1/16 to 6/30/17	7/1/17 to 3/30/18	4/1/18 to 12/31/18	1/1/19 to 9/30/19
Deep Well Injection Test Well							
• Complete Design	9/30/2015	X					
• Award Contract	1/20/2016		X				
• Construction and Testing	11/8/2016			X			
UV Disinfection Facilities at Valencia and Saugus WRPs							
• Complete Design	4/12/2017			X			
• Award Contract	7/10/2017				X		
• Start Onsite Construction	3/10/2018				X		
• Startup	7/1/2019						X
MF/RO and Brine Minimization Facilities							
• Complete Design	4/12/2017			X			
• Award Contract	7/10/2017				X		
• Start Onsite Construction	3/10/2018				X		
• Startup	7/1/2019						X
Final Deep Well Injection Production Wells							
• Complete Design	6/6/2017			X			
• Start Onsite Construction	12/29/2018					X	
• Startup	7/1/2019						X
Brine Force Main and Pump Station							
• Complete 50% Design	11/6/2017				X		
• Complete Design	5/6/2018					X	
• Startup	7/1/2019						X

* The Regional Water Board acknowledges that on March 11, 2015 the SCVSD Board directed its staff to withdraw the proposed location for a deep injection well site identified in the TMDL from consideration within the Supplemental EIR and to evaluate alternative site locations. As a result, SCVSD may not be able to complete Task 4aⁱⁱ and Task 4aⁱⁱⁱ specifically as they appear in Resolution R4-20 14-010, but intends to consider and implement an alternative for disposal of brine in sufficient time to achieve compliance by July 1, 2019. The Regional Water Board may not revise the TMDL within the NPDES permit, but will consider making modifications to the TMDL and, subsequently, the NPDES permit, upon request from the SCVSD.

VII. COMPLIANCE DETERMINATION

Compliance with the effluent limitations contained in section IV of this Order will be determined as specified below:

A. General

Compliance with effluent limitations for priority pollutants shall be determined using sample reporting protocols defined in the MRP and Attachment A of this Order. For purposes of reporting and administrative enforcement by the Regional and State Water Boards, the Permittee shall be deemed out of compliance with effluent limitations if the concentration of the priority pollutant in the monitoring sample is greater than the effluent limitation and greater than or equal to the reporting level (RL).

B. Multiple Sample Data

When determining compliance with a measure of central tendency (arithmetic mean, geometric mean, median, etc.) of multiple sample analyses and the data set contains one or more reported determinations of DNQ or ND, the Permittee shall compute the median in place of the arithmetic mean in accordance with the following procedure:

1. The data set shall be ranked from low to high, ranking the reported ND determinations lowest, DNQ determinations next, followed by quantified values (if any). The order of the individual ND or DNQ determinations is unimportant.
2. The median value of the data set shall be determined. If the data set has an odd number of data points, then the median is the middle value. If the data set has an even number of data points, then the median is the average of the two values around the middle unless one or both of the points are ND or DNQ, in which case the median value shall be the lower of the two data points where DNQ is lower than a value and ND is lower than DNQ.

C. Average Monthly Effluent Limitation (AMEL)

If the average (or when applicable, the median determined by subsection B above for multiple sample data) of daily discharges over a calendar month exceeds the AMEL for a given parameter, this will represent a single violation, though the Permittee may be considered out of compliance for each day of that month for that parameter (e.g., resulting in 31 days of non-compliance in a 31-day month). If only a single sample is taken during the calendar month and the analytical result for that sample exceeds the AMEL, the Permittee may be considered out of compliance for that calendar month. The Permittee will only be considered out of compliance for days when the discharge occurs. For any one calendar month during which no sample (daily discharge) is taken, no compliance determination can be made for that calendar month with respect to the AMEL.

If the analytical result of a single sample, monitored monthly, quarterly, semiannually, or annually, does not exceed the AMEL for a given parameter, the Permittee will have demonstrated compliance with the AMEL for each day of that month for that parameter.

If the analytical result of any single sample, monitored monthly, quarterly, semiannually, or annually, exceeds the AMEL for any parameter, the Permittee may collect up to four additional samples within the same calendar month. All analytical results shall be

REVISED

TENTATIVE

reported in the monitoring report for that month. The concentration of pollutant (an arithmetic mean or a median) in these samples estimated from the "Multiple Sample Data Reduction" section above, will be used for compliance determination.

In the event of noncompliance with an AMEL, the sampling frequency for that parameter shall be increased to weekly and shall continue at this level until compliance with the AMEL has been demonstrated.

D. Average Weekly Effluent Limitation (AWEL)

If the average of daily discharges over a calendar week exceeds the AWEL for a given parameter, an alleged violation will be flagged and the Permittee will be considered out of compliance for each day of that week for that parameter, resulting in 7 days of non-compliance. The average of daily discharges over the calendar week that exceeds the AWEL for a parameter will be considered out of compliance for that week only. If only a single sample is taken during the calendar week and the analytical result for that sample exceeds the AWEL, the Permittee will be considered out of compliance for that calendar week. For any one calendar week during which no sample (daily discharge) is taken, no compliance determination can be made for that calendar week with respect to the AWEL.

A calendar week will begin on Sunday and end on Saturday. Partial calendar weeks at the end of calendar month will be carried forward to the next month in order to calculate and report a consecutive seven-day average value on Saturday.

E. Maximum Daily Effluent Limitation (MDEL)

If a daily discharge exceeds the MDEL for a given parameter, an alleged violation will be flagged and the Permittee will be considered out of compliance for that parameter for that one day only within the reporting period. If no sample (daily discharge) is taken over a calendar day, no compliance determination can be made for that day with respect to effluent violation determination, but compliance determination can be made for that day with respect to reporting violation determination.

F. Instantaneous Minimum Effluent Limitation

If the analytical result of a single grab sample is lower than the instantaneous minimum effluent limitation for a parameter, an alleged violation will be flagged and the Permittee will be considered out of compliance for that parameter for that single sample. Non-compliance for each sample will be considered separately (e.g., the results of two grab samples taken within a calendar day that both are lower than the instantaneous minimum effluent limitation would result in two instances of non-compliance with the instantaneous minimum effluent limitation).

G. Instantaneous Maximum Effluent Limitation

If the analytical result of a single grab sample is higher than the instantaneous maximum effluent limitation for a parameter, an alleged violation will be flagged and the Permittee will be considered out of compliance for that parameter for that single sample. Non-compliance for each sample will be considered separately (e.g., the results of two grab samples taken within a calendar day that both exceed the instantaneous maximum effluent limitation would result in two instances of non-compliance with the instantaneous maximum effluent limitation).

REVISED

TENTATIVE

H. Six-month Median Effluent Limitation

If the median of daily discharges over any 180-day period exceeds the six-month median effluent limitation for a given parameter, an alleged violation will be flagged and the Permittee will be considered out of compliance for each day of that 180-day period for that parameter. The next assessment of compliance will occur after the next sample is taken. If only a single sample is taken during a given 180-day period and the analytical result for that sample exceeds the six-month median, the Permittee will be considered out of compliance for the 180-day period. For any 180-period during which no sample is taken, no compliance determination can be made for the six-month median effluent limitation.

I. Monthly Median Effluent Limitation (MMEL)

If the median of daily discharges over a calendar month exceeds the MMEL for a given parameter, an alleged violation will be flagged and the Permittee will be considered out of compliance for each day of that month for that parameter (e.g., resulting in 31 days of non-compliance in a 31-day month). However, an alleged violation of the MMEL will be considered one violation for the purpose of assessing State mandatory minimum penalties. If no sample (daily discharge) is taken over a calendar month, no compliance determination can be made for that month with respect to effluent violation determination, but compliance determination can be made for that month with respect to reporting violation determination.

J. Chronic Toxicity

The discharge is subject to determination of "Pass" or "Fail" and "Percent Effect" from a chronic toxicity test ~~at the discharge IWC~~ using the Test of Significant Toxicity (TST) statistical t-test approach described in National Pollutant Discharge Elimination System Test of Significant Toxicity Implementation Document (EPA 833-R-10-003, 2010), Appendix A, Figure A-1, ~~and~~ Table A-1, and Appendix B, Table B-1. The null hypothesis (Ho) for the TST statistical approach is: Mean discharge IWC response $\leq 0.75 \times$ Mean control response. A test result that rejects this null hypothesis is reported as "Pass". A test result that does not reject this null hypothesis is reported as "Fail". The relative "Percent Effect" at the discharge IWC is defined and reported as: $((\text{Mean control response} - \text{Mean discharge IWC response}) \div \text{Mean control response}) \times 100$. This is a t-test (formally Student's t-Test), a statistical analysis comparing two sets of replicate observations- in the case of WET, only two test concentrations (i.e., a control and IWC). The purpose of this statistical test is to determine if the means of the two sets of observations are different (i.e., if the IWC or receiving water concentration differs from the control (the test result is "Pass" or "Fail")). The Welch's t-test employed by the TST statistical approach is an adaptation of Student's t-test and is used with two samples having unequal variances.

The Maximum Daily Effluent Limitation (MDEL) for chronic toxicity is exceeded and a violation will be flagged when a chronic toxicity test, analyzed using the TST statistical approach, results in "Fail" and the "Percent Effect" is ≥ 0.50 .

The Median Monthly Effluent Limitation (MMEL) for chronic toxicity is exceeded and a violation will be flagged when the median of no more than three independent chronic toxicity tests, conducted within the same calendar month and analyzed using the TST approach, results in "Fail". The MMEL for chronic toxicity shall only apply when there is a discharge more than one day in a calendar month period. During such calendar months,

REVISED

TENTATIVE

up to three independent toxicity tests may be conducted when one toxicity test results in "Fail".

The chronic toxicity MDEL and MMEL are set at the IWC for the discharge (100% effluent) and expressed in units of the TST statistical approach ("Pass" or "Fail", "Percent Effect"). All NPDES effluent compliance monitoring for the chronic toxicity MDEL and MMEL shall be reported using only the 100% effluent concentration and negative control, expressed in units of the TST. The TST hypothesis (Ho) (see above) is ~~not statistically tested/analyzed using a multi-concentration test design; therefore, the concentration-response relationship for the effluent and/or PMSDs shall not be used to interpret the TST result reported as the effluent compliance monitoring result. While the Permittee can opt to monitor the chronic toxicity of the effluent using five or more effluent dilutions (including 100% effluent and negative control) only the TST result will be considered for compliance purposes using the IWC and a negative control. Effluent toxicity tests shall be run using a multi-concentration test design when required by Short-term Methods for Estimating the Chronic Toxicity of Effluents and Receiving Waters to Freshwater Organisms (U.S. EPA 2002, EPA-821-R-02-013). The Regional Water Board's review of reported toxicity test results will include review of concentration-response patterns as appropriate (see Fact Sheet discussion at IV.C.5). As described in the bioassay laboratory audit directives to the San Jose Creek Water Quality Laboratory from the State Water Resources Control Board dated August 7, 2014, and from the USEPA dated December 24, 2013, the Percent Minimum Significant Difference (PMSD) criteria only apply to compliance reporting for the NOEC and the sublethal statistical endpoints of the NOEC, and therefore are not used to interpret TST results. Standard Operating Procedures used by the toxicity testing laboratory to identify and report valid, invalid, anomalous, or inconclusive effluent (and receiving water) toxicity test measurement results from the TST statistical approach, including those that incorporate a consideration of concentration-response patterns, must be submitted to the Regional Water Board (40 CFR 122.41(h)). The Regional Water Board will make a final determination as to whether a toxicity test result is valid, and may consult with the Permittee, USEPA, the State Water Board's Quality Assurance Officer, or the State Water Board's Environmental Laboratory Accreditation Program as needed.~~ The Board may consider results of any TIE/TRE studies in an enforcement action.

K. Percent Removal

The average monthly percent removal is the removal efficiency expressed in percentage across a treatment plant for a given pollutant parameter, as determined from the 30-day average values of pollutant concentrations (C in mg/L) of influent and effluent samples collected at about the same time using the following equation:

$$\text{Percent Removal (\%)} = [1 - (C_{\text{Effluent}}/C_{\text{Influent}})] \times 100 \%$$

When preferred, the Permittee may substitute mass loadings and mass emissions for the concentrations.

L. Mass and Concentration Limitations

Compliance with mass and concentration effluent limitations for the same parameter shall be determined separately with their respective limitations. When the concentration of a constituent in an effluent sample is determined to be ND or DNQ, the corresponding mass emission rate determined from that sample concentration shall also be reported as ND or DNQ.

REVISED
TENTATIVE

M. Compliance with single constituent effluent limitations

Permittees may be considered out of compliance with the effluent limitation if the concentration of the pollutant (see section B “Multiple Sample Data Reduction” above) in the monitoring sample is greater than the effluent limitation and greater than or equal to the RL.

N. Compliance with effluent limitations expressed as a sum of several constituents

Permittees are out of compliance with an effluent limitation which applies to the sum of a group of chemicals (e.g., PCB's) if the sum of the individual pollutant concentrations is greater than the effluent limitation. Individual pollutants of the group will be considered to have a concentration of zero if the constituent is reported as ND or DNQ.

O. Compliance with 2,3,7,8-TCDD Equivalents

TCDD equivalents shall be calculated using the following formula, where the Minimum Levels (MLs), and toxicity equivalency factors (TEFs) are as provided in the table below. The Permittee shall report all measured values of individual congeners, including data qualifiers. When calculating TCDD equivalents, the Permittee shall set congener concentrations below the minimum levels to zero. USEPA method 1613 may be used to analyze dioxin and furan congeners.

$$\text{Dioxin Concentration} = \sum_{i=1}^{17} (TEQ_i) = \sum_{i=1}^{17} (C_i)(TEF_i)$$

where:

C_i = individual concentration of a dioxin or furan congener

TEF_i = individual TEF for a congener

MLs and TEFs

Congeners	MLs (pg/L)	TEFs
2,3,7,8-TetraCDD	10	1.0
1,2,3,7,8-PentaCDD	50	1.0
1,2,3,4,7,8-HexaCDD	50	0.1
1,2,3,6,7,8-HexaCDD	50	0.1
1,2,3,7,8,9-HexaCDD	50	0.1
1,2,3,4,6,7,8-HeptaCDD	50	0.01
OctaCDD	100	0.0001
2,3,7,8-TetraCDF	10	0.1
1,2,3,7,8-PentaCDF	50	0.05
2,3,4,7,8-PentaCDF	50	0.5
1,2,3,4,7,8-HexaCDF	50	0.1
1,2,3,6,7,8-HexaCDF	50	0.1
1,2,3,7,8,9-HexaCDF	50	0.1
2,3,4,6,7,8-HexaCDF	50	0.1
1,2,3,4,6,7,8-HeptaCDFs	50	0.01
1,2,3,4,7,8,9-HeptaCDFs	50	0.01
OctaCDF	100	0.0001

P. Mass Emission Rate

The mass emission rate shall be obtained from the following calculation for any calendar day:

$$\text{Mass emission rate (lb/day)} = \frac{8.34}{N} \sum_{i=1}^N Q_i C_i$$

$$\text{Mass emission rate (kg/day)} = \frac{3.79}{N} \sum_{i=1}^N Q_i C_i$$

in which 'N' is the number of samples analyzed in any calendar day. 'Q_i' and 'C_i' are the flow rate (mgd) and the constituent concentration (mg/L), respectively, which are associated with each of the 'N' grab samples, which may be taken in any calendar day. If a composite sample is taken, 'C_i' is the concentration measured in the composite sample and 'Q_i' is the average flow rate occurring during the period over which samples are composited.

The daily concentration of all constituents shall be determined from the flow-weighted average of the same constituents in the combined waste streams as follows:

$$\text{Daily concentration} = \frac{1}{Q_t} \sum_{i=1}^N Q_i C_i$$

in which 'N' is the number of component waste streams. 'Q_i' and 'C_i' are the flow rate (MGD) and the constituent concentration (mg/L), respectively, which are associated with each of the 'N' waste streams. 'Q_t' is the total flow rate of the combined waste streams.

Q. Bacterial Standards and Analysis

1. The geometric mean used for determining compliance with bacterial standards is calculated with the following equation:

$$\text{Geometric Mean} = (C_1 \times C_2 \times \dots \times C_n)^{1/n}$$

where n is the number of days samples were collected during the period and C is the concentration of bacteria (MPN/100 mL or CFU/100 mL) found on each day of sampling.

2. For bacterial analyses, sample dilutions should be performed so the expected range of values is bracketed (for example, with multiple tube fermentation method or membrane filtration method, 2 to 16,000 per 100 ml for total and fecal coliform, at a minimum, and 1 to 1000 per 100 ml for enterococcus). The detection methods used for each analysis shall be reported with the results of the analyses.
3. Detection methods used for coliforms (total and fecal) shall be those presented in Table 1A of 40 CFR part 136, unless alternate methods have been approved by USEPA pursuant to 40 CFR part 136, or improved methods have been determined by the Executive Officer and/or USEPA.
4. Detection methods used for enterococcus shall be those presented in Table 1A of 40 CFR part 136 or in the USEPA publication EPA 600/4-85/076, Test Methods for Escherichia coli and Enterococci in Water By Membrane Filter Procedure or any

improved method determined by the Executive Officer and/or USEPA to be appropriate.

R. Single Operational Upset (SOU)

A SOU that leads to simultaneous violations of more than one pollutant parameter shall be treated as a single violation and limits the Permittee's liability in accordance with the following conditions:

1. A SOU is broadly defined as a single unusual event that temporarily disrupts the usually satisfactory operation of a system in such a way that it results in violation of multiple pollutant parameters.
2. A Permittee may assert SOU to limit liability only for those violations which the Permittee submitted notice of the upset as required in Provision V.E.2(b) of Attachment D – Standard Provisions.
3. For purpose outside of CWC section 13385 subdivisions (h) and (i), determination of compliance and civil liability (including any more specific definition of SOU, the requirements for Permittees to assert the SOU limitation of liability, and the manner of counting violations) shall be in accordance with USEPA Memorandum "Issuance of Guidance Interpreting Single Operational Upset" (September 27, 1989).
4. For purpose of CWC section 13385 (h) and (i), determination of compliance and civil liability (including any more specific definition of SOU, the requirements for Permittees to assert the SOU limitation of liability, and the manner of counting violations) shall be in accordance with CWC section 13385 (f)(2).

**REVISED
TENTATIVE**

ATTACHMENT A – DEFINITIONS

Arithmetic Mean (μ)

Also called the average, is the sum of measured values divided by the number of samples. For ambient water concentrations, the arithmetic mean is calculated as follows:

Arithmetic mean = $\mu = \Sigma x / n$ where: Σx is the sum of the measured ambient water concentrations, and n is the number of samples.

Average Monthly Effluent Limitation (AMEL)

The highest allowable average of daily discharges over a calendar month, calculated as the sum of all daily discharges measured during a calendar month divided by the number of daily discharges measured during that month.

Average Weekly Effluent Limitation (AWEL)

The highest allowable average of daily discharges over a calendar week (Sunday through Saturday), calculated as the sum of all daily discharges measured during a calendar week divided by the number of daily discharges measured during that week.

Bioaccumulative

Those substances taken up by an organism from its surrounding medium through gill membranes, epithelial tissue, or from food and subsequently concentrated and retained in the body of the organism.

Biosolids

Sewage sludge that has been treated and tested and shown to be capable of being beneficially and legally used pursuant to federal and state regulations as a soil amendment for agricultural, silvicultural, horticultural, and land reclamation activities as specified under 40 C.F.R. Part 503.

Carcinogenic

Pollutants are substances that are known to cause cancer in living organisms.

Coefficient of Variation (CV)

CV is a measure of the data variability and is calculated as the estimated standard deviation divided by the arithmetic mean of the observed values.

Daily Discharge

Daily Discharge is defined as either: (1) the total mass of the constituent discharged over the calendar day (12:00 am through 11:59 pm) or any 24-hour period that reasonably represents a calendar day for purposes of sampling (as specified in the permit), for a constituent with limitations expressed in units of mass or; (2) the unweighted arithmetic mean measurement of the constituent over the day for a constituent with limitations expressed in other units of measurement (e.g., concentration).

The daily discharge may be determined by the analytical results of a composite sample taken over the course of one day (a calendar day or other 24-hour period defined as a day) or by the arithmetic mean of analytical results from one or more grab samples taken over the course of the day.

REVISED
TENTATIVE

For composite sampling, if 1 day is defined as a 24-hour period other than a calendar day, the analytical result for the 24-hour period will be considered as the result for the calendar day in which the 24-hour period ends.

Detected, but Not Quantified (DNQ)

DNQ are those sample results less than the RL, but greater than or equal to the laboratory's MDL. Sample results reported as DNQ are estimated concentrations.

Dilution Credit

Dilution Credit is the amount of dilution granted to a discharge in the calculation of a water quality-based effluent limitation, based on the allowance of a specified mixing zone. It is calculated from the dilution ratio or determined through conducting a mixing zone study or modeling of the discharge and receiving water.

Effluent Concentration Allowance (ECA)

ECA is a value derived from the water quality criterion/objective, dilution credit, and ambient background concentration that is used, in conjunction with the coefficient of variation for the effluent monitoring data, to calculate a long-term average (LTA) discharge concentration. The ECA has the same meaning as waste load allocation (WLA) as used in USEPA guidance (Technical Support Document For Water Quality-based Toxics Control, March 1991, second printing, EPA/505/2-90-001).

Enclosed Bays

Enclosed Bays means indentations along the coast that enclose an area of oceanic water within distinct headlands or harbor works. Enclosed bays include all bays where the narrowest distance between the headlands or outermost harbor works is less than 75 percent of the greatest dimension of the enclosed portion of the bay. Enclosed bays include, but are not limited to, Humboldt Bay, Bodega Harbor, Tomales Bay, Drake's Estero, San Francisco Bay, Morro Bay, Los Angeles-Long Beach Harbor, Upper and Lower Newport Bay, Mission Bay, and San Diego Bay. Enclosed bays do not include inland surface waters or ocean waters.

Estimated Chemical Concentration

The estimated chemical concentration that results from the confirmed detection of the substance by the analytical method below the ML value.

Estuaries

Estuaries means waters, including coastal lagoons, located at the mouths of streams that serve as areas of mixing for fresh and ocean waters. Coastal lagoons and mouths of streams that are temporarily separated from the ocean by sandbars shall be considered estuaries. Estuarine waters shall be considered to extend from a bay or the open ocean to a point upstream where there is no significant mixing of fresh water and seawater. Estuarine waters included, but are not limited to, the Sacramento-San Joaquin Delta, as defined in CWC section 12220, Suisun Bay, Carquinez Strait downstream to the Carquinez Bridge, and appropriate areas of the Smith, Mad, Eel, Noyo, Russian, Klamath, San Diego, and Otay rivers. Estuaries do not include inland surface waters or ocean waters.

Inland Surface Waters

All surface waters of the state that do not include the ocean, enclosed bays, or estuaries.

Instantaneous Maximum Effluent Limitation

The highest allowable value for any single grab sample or aliquot (i.e., each grab sample or aliquot is independently compared to the instantaneous maximum limitation).

**R
E
V
I
S
E
D

T
E
N
T
A
T
I
V
E**

Instantaneous Minimum Effluent Limitation

The lowest allowable value for any single grab sample or aliquot (i.e., each grab sample or aliquot is independently compared to the instantaneous minimum limitation).

Maximum Daily Effluent Limitation (MDEL)

The highest allowable daily discharge of a pollutant, over a calendar day (or 24-hour period). For pollutants with limitations expressed in units of mass, the daily discharge is calculated as the total mass of the pollutant discharged over the day. For pollutants with limitations expressed in other units of measurement, the daily discharge is calculated as the arithmetic mean measurement of the pollutant over the day.

Median

The middle measurement in a set of data. The median of a set of data is found by first arranging the measurements in order of magnitude (either increasing or decreasing order). If the number of measurements (n) is odd, then the median = $X_{(n+1)/2}$. If n is even, then the median = $(X_{n/2} + X_{(n/2)+1})/2$ (i.e., the midpoint between the n/2 and n/2+1).

Method Detection Limit (MDL)

MDL is the minimum concentration of a substance that can be measured and reported with 99 percent confidence that the analyte concentration is greater than zero, as defined in 40 CFR part 136, Attachment B, revised as of July 3, 1999.

Minimum Level (ML)

ML is the concentration at which the entire analytical system must give a recognizable signal and acceptable calibration point. The ML is the concentration in a sample that is equivalent to the concentration of the lowest calibration standard analyzed by a specific analytical procedure, assuming that all the method specified sample weights, volumes, and processing steps have been followed.

Mixing Zone

Mixing Zone is a limited volume of receiving water that is allocated for mixing with a wastewater discharge where water quality criteria can be exceeded without causing adverse effects to the overall water body.

Not Detected (ND)

Sample results which are less than the laboratory's MDL.

Persistent Pollutants

Persistent pollutants are substances for which degradation or decomposition in the environment is nonexistent or very slow.

Pollutant Minimization Program (PMP)

PMP means waste minimization and pollution prevention actions that include, but are not limited to, product substitution, waste stream recycling, alternative waste management methods, and education of the public and businesses. The goal of the PMP shall be to reduce all potential sources of a priority pollutant(s) through pollutant minimization (control) strategies, including pollution prevention measures as appropriate, to maintain the effluent concentration at or below the water quality-based effluent limitation. Pollution prevention measures may be particularly appropriate for persistent bioaccumulative priority pollutants where there is evidence that beneficial uses are being impacted. The Regional Water Board may consider cost effectiveness when establishing the requirements of a PMP. The completion and implementation of a Pollution

REVISED

TENTATIVE

Prevention Plan, if required pursuant to CWC section 13263.3(d), shall be considered to fulfill the PMP requirements.

Pollution Prevention

Pollution Prevention means any action that causes a net reduction in the use or generation of a hazardous substance or other pollutant that is discharged into water and includes, but is not limited to, input change, operational improvement, production process change, and product reformulation (as defined in CWC section 13263.3). Pollution prevention does not include actions that merely shift a pollutant in wastewater from one environmental medium to another environmental medium, unless clear environmental benefits of such an approach are identified to the satisfaction of the State Water Resources Control Board (State Water Board) or Regional Water Board.

Reporting Level (RL)

The RL is the ML (and its associated analytical method) chosen by the Permittee for reporting and compliance determination from the MLs included in this Order, including an additional factor if applicable as discussed herein. The MLs included in this Order correspond to approved analytical methods for reporting a sample result that are selected by the Regional Water Board either from Appendix 4 of the SIP in accordance with section 2.4.2 of the SIP or established in accordance with section 2.4.3 of the SIP. The ML is based on the proper application of method-based analytical procedures for sample preparation and the absence of any matrix interferences. Other factors may be applied to the ML depending on the specific sample preparation steps employed. For example, the treatment typically applied in cases where there are matrix-effects is to dilute the sample or sample aliquot by a factor of ten. In such cases, this additional factor must be applied to the ML in the computation of the RL.

Source of Drinking Water

Any water designated as municipal or domestic supply (MUN) in a Regional Water Board Basin Plan.

Standard Deviation (σ)

Standard Deviation is a measure of variability that is calculated as follows:

$$\sigma = (\sum[(x - \mu)^2]/(n - 1))^{0.5}$$

where:

x is the observed value;

μ is the arithmetic mean of the observed values; and

n is the number of samples.

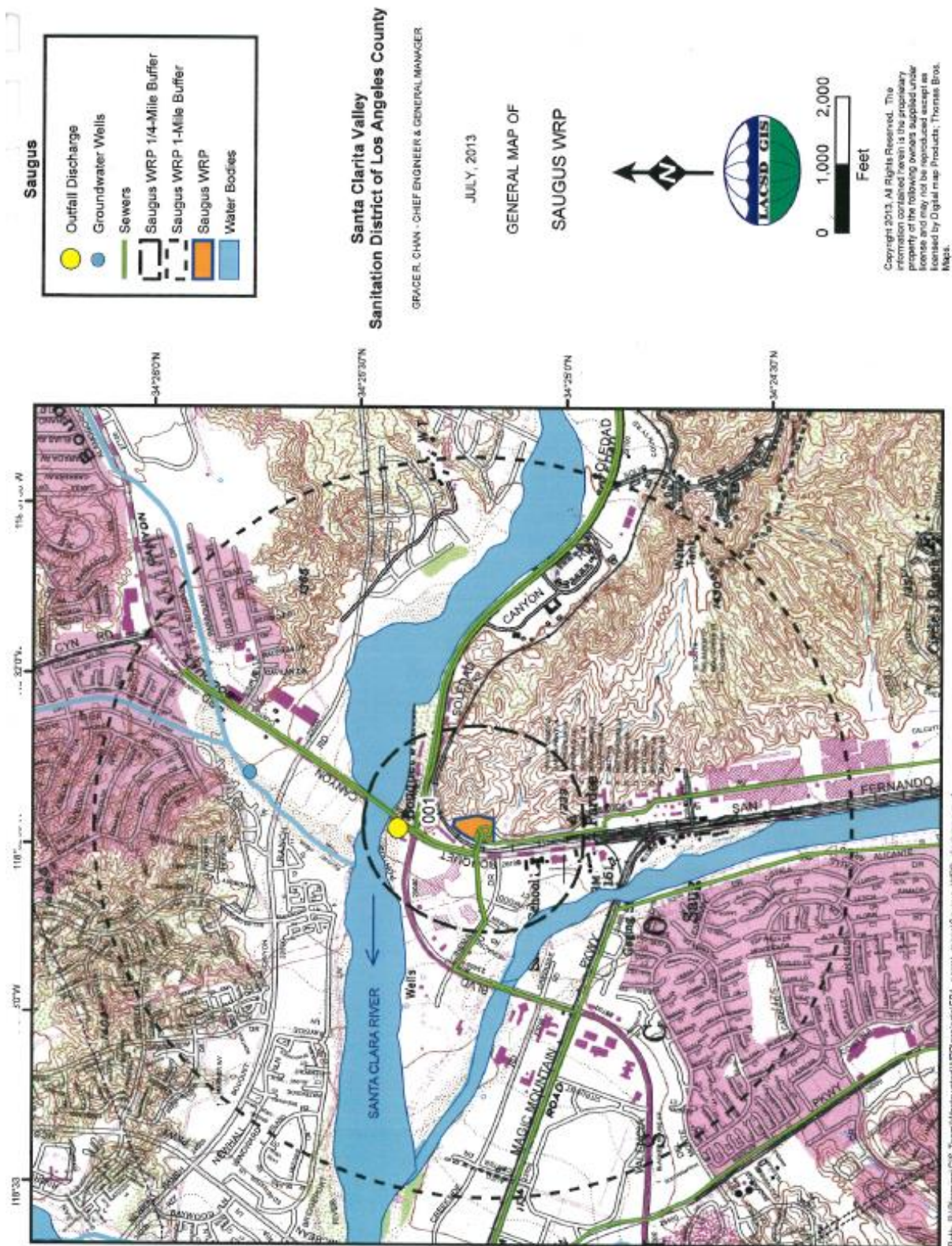
Toxicity Reduction Evaluation (TRE)

TRE is a study conducted in a step-wise process designed to identify the causative agents of effluent or ambient toxicity, isolate the sources of toxicity, evaluate the effectiveness of toxicity control options, and then confirm the reduction in toxicity. The first steps of the TRE consist of the collection of data relevant to the toxicity, including additional toxicity testing, and an evaluation of Facility operations and maintenance practices, and best management practices. A Toxicity Identification Evaluation (TIE) may be required as part of the TRE, if appropriate. (A TIE is a set of procedures to identify the specific chemical(s) responsible for toxicity. These procedures are performed in three phases (characterization, identification, and confirmation) using aquatic organism toxicity tests.)

**R
E
V
I
S
E
D

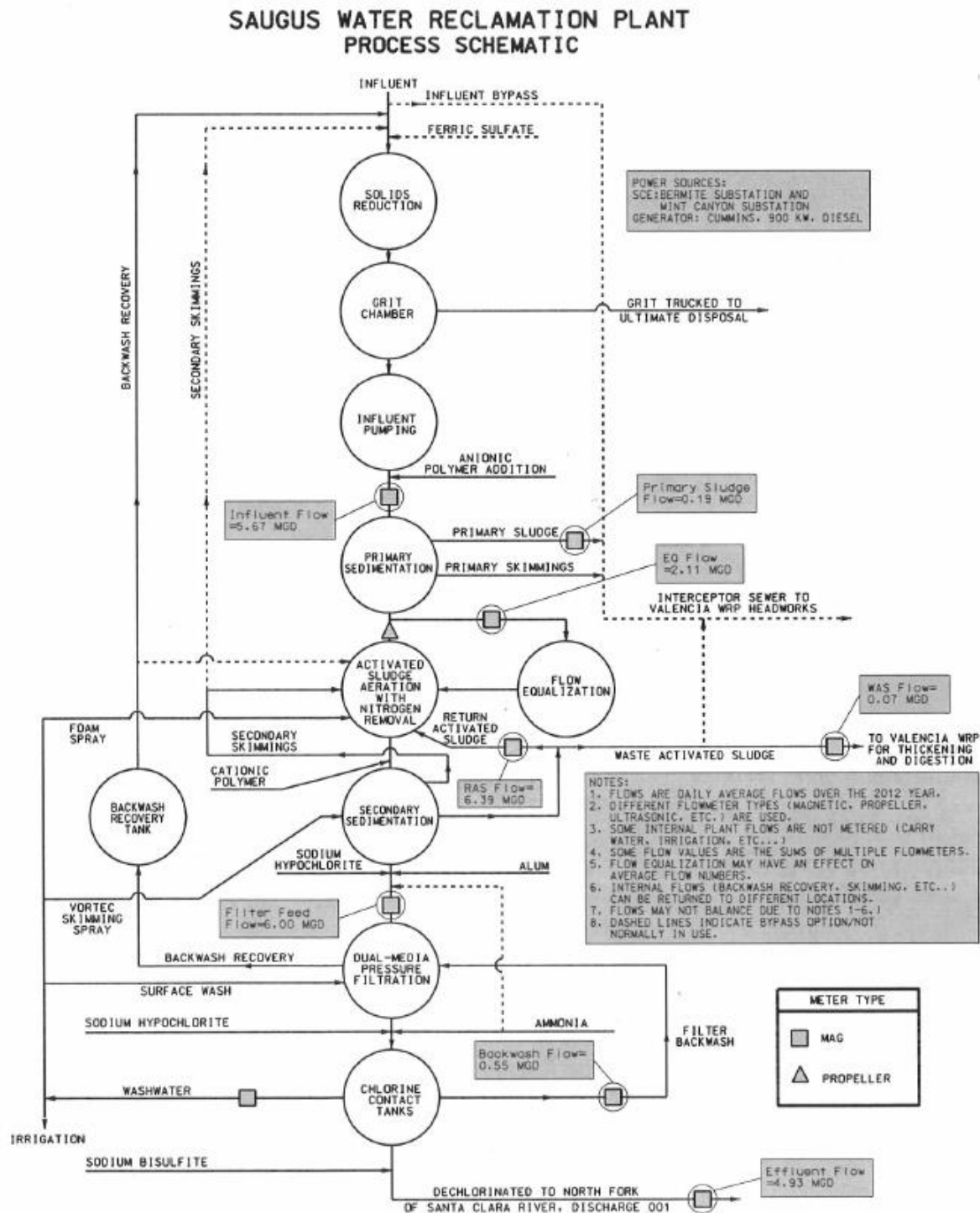
T
E
N
T
A
T
I
V
E**

ATTACHMENT B – MAP OF SAUGUS WRP& SURROUNDING AREA



REVIEWED TENTATIVE

ATTACHMENT C – FLOW SCHEMATIC



R:\OPERATIONS\OTHER\PROCESS SCHEMATICS\SAUGUS 2013.DGN

ATTACHMENT D – STANDARD PROVISIONS

I. STANDARD PROVISIONS – PERMIT COMPLIANCE

A. Duty to Comply

1. The Permittee must comply with all of the terms, requirements, and conditions of this Order. Any noncompliance constitutes a violation of the Clean Water Act (CWA), its regulations, and the California Water Code (CWC) and is grounds for enforcement action, for permit termination, revocation and reissuance, or modification; denial of a permit renewal application; or a combination thereof. (40 CFR § 122.41(a); California Water Code (CWC) sections 13261, 13263, 13264, 13265, 13268, 13000, 13001, 13304, 13350, 13385.)
2. The Permittee shall comply with effluent standards or prohibitions established under Part 307(a) of the CWA for toxic pollutants and with standards for sewage sludge use or disposal established under section 405(d) of the CWA within the time provided in the regulations that establish these standards or prohibitions, even if this Order has not yet been modified to incorporate the requirement. (Title 40 of the Code of Federal Regulations (40 CFR) § 122.41(a)(1).)

B. Need to Halt or Reduce Activity Not a Defense

It shall not be a defense for a Permittee in an enforcement action that it would have been necessary to halt or reduce the permitted activity in order to maintain compliance with the conditions of this Order. (40 CFR § 122.41(c).)

C. Duty to Mitigate

The Permittee shall take all reasonable steps to minimize or prevent any discharge or sludge use or disposal in violation of this Order that has a reasonable likelihood of adversely affecting human health or the environment. (40 CFR § 122.41(d).)

D. Proper Operation and Maintenance

The Permittee shall at all times properly operate and maintain all facilities and systems of treatment and control (and related appurtenances) which are installed or used by the Permittee to achieve compliance with the conditions of this Order. Proper operation and maintenance also includes adequate laboratory controls and appropriate quality assurance procedures. This provision requires the operation of backup or auxiliary facilities or similar systems that are installed by a Permittee only when necessary to achieve compliance with the conditions of this Order. (40 CFR § 122.41(e).)

E. Property Rights

1. This Order does not convey any property rights of any sort or any exclusive privileges. (40 CFR § 122.41(g).)
2. The issuance of this Order does not authorize any injury to persons or property or invasion of other private rights, or any infringement of state or local law or regulations. (40 CFR § 122.5(c).)

F. Inspection and Entry

The Permittee shall allow the Regional Water Board, State Water Board, USEPA, and/or their authorized representatives (including an authorized contractor acting as their representative), upon the presentation of credentials and other documents, as may be

REVISED

TENTATIVE

required by law, to (33 U.S.C. section 1318(a)(4)(B); 40 CFR § 122.41(i); CWC sections 13267 and 13383):

1. Enter upon the Permittee's premises where a regulated facility or activity is located or conducted, or where records are kept under the conditions of this Order (33 U.S.C. section 1318(a)(4)(B)(i); 40 CFR § 122.41(i)(1); CWC sections 13267 and 13383);
2. Have access to and copy, at reasonable times, any records that must be kept under the conditions of this Order (33 U.S.C. section 1318(a)(4)(B)(ii); 40 CFR § 122.41(i)(2); CWC sections 13267 and 13383);
3. Inspect and photograph, at reasonable times, any facilities, equipment (including monitoring and control equipment), practices, or operations regulated or required under this Order (33 U.S.C. section 1318(a)(4)(B)(ii); 40 CFR § 122.41(i)(3); CWC sections 13267 and 13383); and
4. Sample or monitor, at reasonable times, for the purposes of assuring Order compliance or as otherwise authorized by the CWA or the CWC, any substances or parameters at any location. (33 U.S.C. section 1318(a)(4)(B); 40 CFR § 122.41(i)(4); CWC sections 13267 and 13383)

G. Bypass

1. Definitions

- a. "Bypass" means the intentional diversion of waste streams from any portion of a treatment facility. (40 CFR § 122.41(m)(1)(i).)
- b. "Severe property damage" means substantial physical damage to property, damage to the treatment facilities, which causes them to become inoperable, or substantial and permanent loss of natural resources that can reasonably be expected to occur in the absence of a bypass. Severe property damage does not mean economic loss caused by delays in production. (40 CFR § 122.41(m)(1)(ii).)

2. *Bypass not exceeding limitations.* The Permittee may allow any bypass to occur which does not cause exceedances of effluent limitations, but only if it is for essential maintenance to assure efficient operation. These bypasses are not subject to the provisions listed in Standard Provisions – Permit Compliance I.G.3, I.G.4, and I.G.5 below. (40 CFR § 122.41(m)(2).)

3. *Prohibition of bypass.* Bypass is prohibited, and the Regional Water Board may take enforcement action against a Permittee for bypass, unless (40 CFR § 122.41(m)(4)(i)):

- a. Bypass was unavoidable to prevent loss of life, personal injury, or severe property damage (40 CFR § 122.41(m)(4)(i)(A));
- b. There were no feasible alternatives to the bypass, such as the use of auxiliary treatment facilities, retention of untreated wastes, or maintenance during normal periods of equipment downtime. This condition is not satisfied if adequate back-up equipment should have been installed in the exercise of reasonable engineering judgment to prevent a bypass that occurred during normal periods of equipment downtime or preventive maintenance (40 CFR § 122.41(m)(4)(i)(B)); and

REVISED

TENTATIVE

- c. The Permittee submitted notice to the Regional Water Board as required under Standard Provisions – Permit Compliance I.G.5 below. (40 CFR § 122.41 (m)(4)(i)(C).)
4. The Regional Water Board may approve an anticipated bypass, after considering its adverse effects, if the Regional Water Board determines that it will meet the three conditions listed in Standard Provisions – Permit Compliance I.G.3 above. (40 CFR § 122.41(m)(4)(ii).)
5. Notice
 - a. *Anticipated bypass.* If the Permittee knows in advance of the need for a bypass, it shall submit a notice, if possible at least 10 days before the date of the bypass. (40 CFR § 122.41(m)(3)(i).)
 - b. *Unanticipated bypass.* The Permittee shall submit notice of an unanticipated bypass as required in Standard Provisions - Reporting V.E below (24-hour notice). (40 CFR § 122.41(m)(3)(ii).)

H. Upset

Upset means an exceptional incident in which there is unintentional and temporary noncompliance with technology based permit effluent limitations because of factors beyond the reasonable control of the Permittee. An upset does not include noncompliance to the extent caused by operational error, improperly designed treatment facilities, inadequate treatment facilities, lack of preventive maintenance, or careless or improper operation. (40 CFR § 122.41(n)(1).)

1. *Effect of an upset.* An upset constitutes an affirmative defense to an action brought for noncompliance with such technology based permit effluent limitations if the requirements of Standard Provisions – Permit Compliance I.H.2 below are met. No determination made during administrative review of claims that noncompliance was caused by upset, and before an action for noncompliance, is final administrative action subject to judicial review. (40 CFR § 122.41(n)(2).)
2. *Conditions necessary for a demonstration of upset.* A Permittee who wishes to establish the affirmative defense of upset shall demonstrate, through properly signed, contemporaneous operating logs or other relevant evidence that (40 CFR § 122.41(n)(3)):
 - a. An upset occurred and that the Permittee can identify the cause(s) of the upset (40 CFR § 122.41(n)(3)(i));
 - b. The permitted facility was, at the time, being properly operated (40 CFR § 122.41(n)(3)(ii));
 - c. The Permittee submitted notice of the upset as required in Standard Provisions – Reporting V.E.2.b below (24-hour notice) (40 CFR § 122.41(n)(3)(iii)); and
 - d. The Permittee complied with any remedial measures required under Standard Provisions – Permit Compliance I.C above. (40 CFR § 122.41(n)(3)(iv).)
3. *Burden of proof.* In any enforcement proceeding, the Permittee seeking to establish the occurrence of an upset has the burden of proof. (40 CFR § 122.41(n)(4).)

REVISED

TENTATIVE

II. STANDARD PROVISIONS – PERMIT ACTION

A. General

This Order may be modified, revoked and reissued, or terminated for cause. The filing of a request by the Permittee for modification, revocation and reissuance, or termination, or a notification of planned changes or anticipated noncompliance does not stay any Order condition. (40 CFR § 122.41(f).)

B. Duty to Reapply

If the Permittee wishes to continue an activity regulated by this Order after the expiration date of this Order, the Permittee must apply for and obtain a new permit. (40 CFR § 122.41(b).)

C. Transfers

This Order is not transferable to any person except after notice to the Regional Water Board. The Regional Water Board may require modification or revocation and reissuance of the Order to change the name of the Permittee and incorporate such other requirements as may be necessary under the CWA and the CWC. (40 CFR §§ 122.41(l)(3) and 122.61.)

III. STANDARD PROVISIONS – MONITORING

- A. Samples and measurements taken for the purpose of monitoring shall be representative of the monitored activity. (40 CFR § 122.41(j)(1).)
- B. Monitoring results must be conducted according to test procedures under 40 CFR part 136 or, in the case of sludge use or disposal, approved under 40 CFR part 136 unless otherwise specified in 40 CFR part 503 unless other test procedures have been specified in this Order. (40 CFR part 122.41(j)(4); part 122.44(i)(1)(iv).)

IV. STANDARD PROVISIONS – RECORDS

- A. Except for records of monitoring information required by this Order related to the Permittee's sewage sludge use and disposal activities, which shall be retained for a period of at least five years (or longer as required by 40 CFR part 503), the Permittee shall retain records of all monitoring information, including all calibration and maintenance records and all original strip chart recordings for continuous monitoring instrumentation, copies of all reports required by this Order, and records of all data used to complete the application for this Order, for a period of at least three (3) years from the date of the sample, measurement, report or application. This period may be extended by request of the Regional Water Board Executive Officer at any time. (40 CFR § 122.41(j)(2).)
- B. Records of monitoring information shall include:
 - 1. The date, exact place, and time of sampling or measurements (40 CFR § 122.41(j)(3)(i));
 - 2. The individual(s) who performed the sampling or measurements (40 CFR § 122.41(j)(3)(ii));
 - 3. The date(s) analyses were performed (40 CFR § 122.41(j)(3)(iii));
 - 4. The individual(s) who performed the analyses (40 CFR § 122.41(j)(3)(iv));

REVISED

TENTATIVE

5. The analytical techniques or methods used (40 CFR § 122.41(j)(3)(v)); and
 6. The results of such analyses. (40 CFR § 122.41(j)(3)(vi).)
- C. Claims of confidentiality for the following information will be denied (40 CFR § 122.7(b)):
1. The name and address of any permit applicant or Permittee (40 CFR § 122.7(b)(1)); and
 2. Permit applications and attachments, permits and effluent data. (40 CFR § 122.7(b)(2).)

V. STANDARD PROVISIONS – REPORTING

A. Duty to Provide Information

The Permittee shall furnish to the Regional Water Board, State Water Board, or USEPA within a reasonable time, any information which the Regional Water Board, State Water Board, or USEPA may request to determine whether cause exists for modifying, revoking and reissuing, or terminating this Order or to determine compliance with this Order. Upon request, the Permittee shall also furnish to the Regional Water Board, State Water Board, or USEPA copies of records required to be kept by this Order. (40 CFR § 122.41(h); Wat. Code, section 13267 and 13383.)

B. Signatory and Certification Requirements

1. All applications, reports, or information submitted to the Regional Water Board, State Water Board, and/or USEPA shall be signed and certified in accordance with Standard Provisions – Reporting V.B.2, V.B.3, V.B.4, and V.B.5 below. (40 CFR § 122.41(k).)
2. *Signatory requirements for a municipality, State, Federal, or other public agency.* All applications submitted to the Regional Water Board shall be signed by either a principal executive officer or ranking elected official. For purposes of this provision, a principal executive officer of a federal agency includes: (i) the chief executive officer of the agency, or (ii) a senior executive officer having responsibility for the overall operations of a principal geographic unit of the agency (e.g., Regional Administrators of USEPA). (40 CFR § 122.22(a)(3).)
3. All reports required by this Order and other information requested by the Regional Water Board, State Water Board, or USEPA shall be signed by a person described in Standard Provisions – Reporting V.B.2 above, or by a duly authorized representative of that person. A person is a duly authorized representative only if:
 - a. The authorization is made in writing by a person described in Standard Provisions – Reporting V.B.2 above (40 CFR § 122.22(b)(1));
 - b. The authorization specifies either an individual or a position having responsibility for the overall operation of the regulated facility or activity such as the position of plant manager, operator of a well or a well field, superintendent, position of equivalent responsibility, or an individual or position having overall responsibility for environmental matters for the company. (A duly authorized representative may thus be either a named individual or any individual occupying a named position.) (40 CFR § 122.22(b)(2)); and
 - c. The written authorization is submitted to the Regional Water Board and State Water Board. (40 CFR § 122.22(b)(3).)

REVISED

TENTATIVE

4. If an authorization under Standard Provisions – Reporting V.B.3 above is no longer accurate because a different individual or position has responsibility for the overall operation of the facility, a new authorization satisfying the requirements of Standard Provisions – Reporting V.B.3 above must be submitted to the Regional Water Board and State Water Board prior to or together with any reports, information, or applications, to be signed by an authorized representative. (40 CFR § 122.22(c).)
5. Any person signing a document under Standard Provisions – Reporting V.B.2 or V.B.3 above shall make the following certification:

“I certify under penalty of law that this document and all attachments were prepared under my direction or supervision in accordance with a system designed to assure that qualified personnel properly gather and evaluate the information submitted. Based on my inquiry of the person or persons who manage the system or those persons directly responsible for gathering the information, the information submitted is, to the best of my knowledge and belief, true, accurate, and complete. I am aware that there are significant penalties for submitting false information, including the possibility of fine and imprisonment for knowing violations.” (40 CFR § 122.22(d).)

C. Monitoring Reports

1. Monitoring results shall be reported at the intervals specified in the Monitoring and Reporting Program (Attachment E) in this Order. (40 CFR § 122.41(l)(4).)
2. Monitoring results must be reported on a Discharge Monitoring Report (DMR) form or forms provided or specified by the Regional Water Board or State Water Board for reporting results of monitoring of sludge use or disposal practices. (40 CFR § 122.41(l)(4)(i).)
3. If the Permittee monitors any pollutant more frequently than required by this Order using test procedures approved under 40 CFR § 136, or another method required for an industry-specific waste stream under 40 CFR subchapters N or O, the results of such monitoring shall be included in the calculation and reporting of the data submitted in the DMR or sludge reporting form specified by the Regional Water Board. (40 CFR § 122.41(l)(4)(ii).)
4. Calculations for all limitations, which require averaging of measurements, shall utilize an arithmetic mean unless otherwise specified in this Order. (40 CFR § 122.41(l)(4)(iii).)

D. Compliance Schedules

Reports of compliance or noncompliance with, or any progress reports on, interim and final requirements contained in any compliance schedule of this Order, shall be submitted no later than 14 days following each schedule date. (40 CFR § 122.41(l)(5).)

E. Twenty-Four Hour Reporting

1. The Permittee shall report any noncompliance that may endanger health or the environment. Any information shall be provided orally within 24 hours from the time the Permittee becomes aware of the circumstances. A written submission shall also be provided within five (5) days of the time the Permittee becomes aware of the circumstances. The written submission shall contain a description of the noncompliance and its cause; the period of noncompliance, including exact dates and times, and if the noncompliance has not been corrected, the anticipated time it is

REVISED

TENTATIVE

expected to continue; and steps taken or planned to reduce, eliminate, and prevent reoccurrence of the noncompliance. (40 CFR § 122.41(l)(6)(i).)

2. The following shall be included as information that must be reported within 24 hours under this paragraph (40 CFR § 122.41(l)(6)(ii)):
 - a. Any unanticipated bypass that exceeds any effluent limitation in this Order. (40 CFR § 122.41(l)(6)(ii)(A).)
 - b. Any upset that exceeds any effluent limitation in this Order. (40 CFR § 122.41(l)(6)(ii)(B).)
3. The Regional Water Board may waive the above-required written report under this provision on a case-by-case basis if an oral report has been received within 24 hours. (40 CFR § 122.41(l)(6)(iii).)

F. Planned Changes

The Permittee shall give notice to the Regional Water Board as soon as possible of any planned physical alterations or additions to the permitted facility. Notice is required under this provision only when (40 CFR § 122.41(l)(1)):

1. The alteration or addition to a permitted facility may meet one of the criteria for determining whether a facility is a new source in section 122.29(b) (40 CFR § 122.41(l)(1)(i)); or
2. The alteration or addition could significantly change the nature or increase the quantity of pollutants discharged. This notification applies to pollutants that are subject neither to effluent limitations in this Order nor to notification requirements under § 122.42(a)(1) (see Additional Provisions—Notification Levels VII.A.1). (40 CFR § 122.41(l)(1)(ii).)
3. The alteration or addition results in a significant change in the Permittee's sludge use or disposal practices, and such alteration, addition, or change may justify the application of permit conditions that are different from or absent in the existing permit, including notification of additional use or disposal sites not reported during the permit application process or not reported pursuant to an approved land application plan. (40 CFR § 122.41(l)(1)(iii).)

G. Anticipated Noncompliance

The Permittee shall give advance notice to the Regional Water Board or State Water Board of any planned changes in the permitted facility or activity that may result in noncompliance with this Order's requirements. (40 CFR § 122.41(l)(2).)

H. Other Noncompliance

The Permittee shall report all instances of noncompliance not reported under Standard Provisions – Reporting V.C, V.D, and V.E above at the time monitoring reports are submitted. The reports shall contain the information listed in Standard Provision – Reporting V.E above. (40 CFR § 122.41(l)(7).)

I. Other Information

When the Permittee becomes aware that it failed to submit any relevant facts in a permit application, or submitted incorrect information in a permit application or in any report to the Regional Water Board, State Water Board, or USEPA, the Permittee shall promptly submit such facts or information. (40 CFR § 122.41(l)(8).)

REVISED

TENTATIVE

VI. STANDARD PROVISIONS – ENFORCEMENT

- A. The Regional Water Board is authorized to enforce the terms of this permit under several provisions of the CWC, including, but not limited to, sections 13268, 13385, 13386, and 13387.
- B. The CWA provides that any person who violates section 301, 302, 306, 307, 308, 318 or 405 of the CWA, or any permit condition or limitation implementing any such sections in a permit issued under section 402, or any requirement imposed in a pretreatment program approved under sections 402(a)(3) or 402(b)(8) of the CWA, is subject to a civil penalty not to exceed \$25,000 per day for each violation. The CWA provides that any person who *negligently* violates sections 301, 302, 306, 307, 308, 318, or 405 of the CWA, or any condition or limitation implementing any of such sections in a permit issued under section 402 of the CWA, or any requirement imposed in a pretreatment program approved under section 402(a)(3) or 402(b)(8) of the CWA, is subject to criminal penalties of \$2,500 to \$25,000 per day of violation, or imprisonment of not more than one year, or both. In the case of a second or subsequent conviction for a negligent violation, a person shall be subject to criminal penalties of not more than \$50,000 per day of violation, or by imprisonment of not more than two years, or both. Any person who *knowingly* violates such conditions or limitations is subject to criminal penalties of \$5,000 to \$50,000 per day of violation, or imprisonment for not more than three years, or both. In the case of a second or subsequent conviction for a knowing violation, a person shall be subject to criminal penalties of not more than \$100,000 per day of violation, or imprisonment of not more than 6 years, or both. Any person who *knowingly* violates section 301, 302, 303, 306, 307, 308, 318 or 405 of the CWA, or any permit condition or limitation implementing any of such sections in a permit issued under section 402 of the CWA, and who knows at that time that he thereby places another person in imminent danger of death or serious bodily injury, shall, upon conviction, be subject to a fine of not more than \$250,000 or imprisonment of not more than 15 years, or both. In the case of a second or subsequent conviction for a knowing endangerment violation, a person shall be subject to a fine of not more than \$500,000 or by imprisonment of not more than 30 years, or both. An organization, as defined in section 309(c)(3)(B)(iii) of the CWA, shall, upon conviction of violating the imminent danger provision, be subject to a fine of not more than \$1,000,000 and can be fined up to \$2,000,000 for second or subsequent convictions (40 CFR § 122.41(a)(2); CWC section 13385 and 13387).
- C. Any person may be assessed an administrative penalty by the Administrator of USEPA, the Regional Water Board, or State Water Board for violating section 301, 302, 306, 307, 308, 318 or 405 of this CWA, or any permit condition or limitation implementing any of such sections in a permit issued under section 402 of the CWA. Administrative penalties for Class I violations are not to exceed \$10,000 per violation, with the maximum amount of any Class I penalty assessed not to exceed \$25,000. Penalties for Class II violations are not to exceed \$10,000 per day for each day during which the violation continues, with the maximum amount of any Class II penalty not to exceed \$125,000. (40 CFR § 122.41(a)(3))
- D. The CWA provides that any person who falsifies, tampers with, or knowingly renders inaccurate any monitoring device or method required to be maintained under this permit shall, upon conviction, be punished by a fine of not more than \$10,000, or by imprisonment for not more than two years, or both. If a conviction of a person is for a violation committed after a first conviction of such person under this paragraph, punishment is a fine of not more than \$20,000 per day of violation, or by imprisonment of not more than four years, or both. (40 CFR § 122.41(j)(5)).

REVISED

TENTATIVE

- E. The CWA provides that any person who knowingly makes any false statement, representation, or certification in any record or other document submitted or required to be maintained under this permit, including monitoring reports or reports of compliance or non-compliance shall, upon conviction, be punished by a fine of not more than \$10,000 per violation, or by imprisonment for not more than six months per violation, or by both. (40 CFR § 122.41(k)(2)).

VII. ADDITIONAL PROVISIONS – NOTIFICATION LEVELS

A. Publicly-Owned Treatment Works (POTWs)

All POTWs shall provide adequate notice to the Regional Water Board of the following (40 CFR § 122.42(b)):

1. Any new introduction of pollutants into the POTW from an indirect discharger that would be subject to sections 301 or 306 of the CWA if it were directly discharging those pollutants (40 CFR § 122.42(b)(1)); and
2. Any substantial change in the volume or character of pollutants being introduced into that POTW by a source introducing pollutants into the POTW at the time of adoption of the Order. (40 CFR § 122.42(b)(2).)
3. Adequate notice shall include information on the quality and quantity of effluent introduced into the POTW as well as any anticipated impact of the change on the quantity or quality of effluent to be discharged from the POTW. (40 CFR § 122.42(b)(3).)

REVISED

TENTATIVE

ATTACHMENT E – MONITORING AND REPORTING PROGRAM

Contents

I.	General Monitoring Provisions	E-2
II.	Monitoring Locations	E-4
III.	Influent Monitoring Requirements	E-7
A.	Monitoring Location INF-001	E-7
IV.	Effluent Monitoring Requirements	E-8
A.	Monitoring Location EFF-001	E-8
V.	Whole Effluent Toxicity (WET) Testing Requirements	E-12
VI.	Land Discharge Monitoring Requirements (Not applicable)	E-18
VII.	Recycling Monitoring Requirements (not applicable)	E-18
VIII.	Receiving Water Monitoring Requirements	E-18
A.	Monitoring Locations RSW-001U and RSW-002D	E-18
B.	Receiving Groundwater Monitoring Requirements	E-21
IX.	Other Monitoring Requirements	E-22
A.	Watershed Monitoring	E-22
X.	Reporting Requirements	E-24
A.	General Monitoring and Reporting Requirements	E-24
B.	Self-Monitoring Reports (SMRs)	E-24
C.	Discharge Monitoring Reports (DMRs)	E-26
D.	Other Reports	E-26

Tables

Table E-1.	Monitoring Station Locations	E-5
Table E-2.	Influent Monitoring	E-7
Table E-3.	Effluent Monitoring	E-8
Table E-4.	USEPA Test Methods and Test Acceptability Criteria	E-14
Table E-5a.	Receiving Water Monitoring Requirements	E-18
Table E-5b	Receiving Groundwater Monitoring Requirements	E-21
Table E-6.	Monitoring Periods and Reporting Schedule	E-24

**R
E
V
I
S
E
D

T
E
N
T
A
T
I
V
E**

ATTACHMENT E – MONITORING AND REPORTING PROGRAM (MRP), CI-2960

Section 308(a) of the federal Clean Water Act and sections 122.41(h), (j), (l), 122.44(i), and 122.48 of Title 40 of the Code of Federal Regulations (40 CFR) require that all NPDES permits specify monitoring and reporting requirements. California Water Code (CWC) sections 13267 and 13383 also authorize the Regional Water Board to establish monitoring, inspection, entry, reporting, and recordkeeping requirements. This MRP establishes monitoring, reporting, and recordkeeping requirements that implement federal and California laws and/or regulations.

I. GENERAL MONITORING PROVISIONS

- A. All samples shall be representative of the waste discharge under conditions of peak load. Quarterly effluent analyses shall be performed during the months of January, April, July, and October. Semiannual analyses shall be performed during the months of January and July. Annual analyses shall be performed during the month of July (except for bioassessment monitoring, which will be conducted in the spring/summer). Should there be instances when monitoring could not be done during these specified months, the Permittee must notify the Regional Water Board, state the reason why monitoring could not be conducted, and obtain approval from the Executive Officer for an alternate schedule. Results of quarterly, semiannual, and annual analyses shall be reported as due date specified in Table E-6 of MRP.
- B. Pollutants shall be analyzed using the analytical methods described in 40 CFR parts 136.3, 136.4, and 136.5; or where no methods are specified for a given pollutant, by methods approved by this Regional Water Board or the State Water Board. Laboratories analyzing effluent samples and receiving water samples shall be certified by the Environmental Laboratory Accreditation Program (ELAP)¹ or approved by the Executive Officer and must include quality assurance/quality control (QA/QC) data in their reports. A copy of the laboratory certification shall be provided in the Annual Report due to the Regional Water Board each time a new certification and/or renewal of the certification is obtained from ELAP.
- C. Water/wastewater samples must be analyzed within allowable holding time limitations as specified in 40 CFR § 136.3. All QA/QC analyses must be run on the same dates that samples are actually analyzed. The Permittee shall retain the QA/QC documentation in its files and make available for inspection and/or submit them when requested by the Regional Water Board. Proper chain of custody procedures must be followed and a copy of that documentation shall be submitted with the monthly report.
- D. The Permittee shall calibrate and perform maintenance procedures on all monitoring instruments and to ensure accuracy of measurements, or shall ensure that both equipment activities will be conducted.
- E. For any analyses performed for which no procedure is specified in the United States Environmental Protection Agency (USEPA) guidelines, or in the MRP, the constituent or parameter analyzed and the method or procedure used must be specified in the monitoring report.
- F. Each monitoring report must affirm in writing that “all analyses were conducted at a laboratory certified for such analyses under the ELAP or approved by the Executive Officer

¹ On July 1, 2014, the Drinking Water Program's ELAP was transferred from the California Department of Public Health (CDPH) to the State Water Board's new Division of Drinking Water.

and in accordance with current USEPA guideline procedures or as specified in this Monitoring and Reporting Program.”

- G.** The monitoring report shall specify the USEPA analytical method used, the Method Detection Limit (MDL), and the Reporting Level (RL) [the applicable minimum level (ML) or reported Minimum Level (RML)] for each pollutant. The MLs are those published by the State Water Resources Control Board (State Water Board) in the *Policy for the Implementation of Toxics Standards for Inland Surface Waters, Enclosed Bays, and Estuaries of California, (State Implementation Policy or SIP)*, February 9, 2005, Appendix 4. The ML represents the lowest quantifiable concentration in a sample based on the proper application of all method-based analytical procedures and the absence of any matrix interference. When all specific analytical steps are followed and after appropriate application of method specific factors, the ML also represents the lowest standard in the calibration curve for that specific analytical technique. When there is deviation from the method analytical procedures, such as dilution or concentration of samples, other factors may be applied to the ML depending on the sample preparation. The resulting value is the reported ML.
- H.** The Permittee shall select the analytical method that provides a ML lower than the permit limit established for a given parameter, unless the Permittee can demonstrate that a particular ML is not attainable, in accordance with procedures set forth in 40 CFR part 136, and obtains approval for a higher ML from the Executive Officer, as provided for in section J, below. If the effluent limitation is lower than all the MLs in Appendix 4, SIP, the Permittee must select the method with the lowest ML for compliance purposes. The Permittee shall include in the Annual Summary Report a list of the analytical methods employed for each test.
- I.** The Permittee shall instruct its laboratories to establish calibration standards so that the ML (or its equivalent if there is differential treatment of samples relative to calibration standards) is the lowest calibration standard. At no time is the Permittee to use analytical data derived from extrapolation beyond the lowest point of the calibration curve. In accordance with section J, below, the Discharger’s laboratory may employ a calibration standard lower than the ML in Appendix 4 of the SIP.
- J.** In accordance with section 2.4.3 of the SIP, the Regional Water Board Executive Officer, in consultation with the State Water Board’s Quality Assurance Program Manager, may establish an ML that is not contained in Appendix 4 of the SIP to be included in the discharger’s permit in any of the following situations:
- a. When the pollutant under consideration is not included in Appendix 4, SIP;
 - b. When the Permittee and the Regional Water Board agree to include in the permit a test method that is more sensitive than those specified in 40 CFR part 136;
 - c. When the Permittee agrees to use an ML that is lower than those listed in Appendix 4;
 - d. When the Permittee demonstrates that the calibration standard matrix is sufficiently different from that used to establish the ML in Appendix 4 and proposes an appropriate ML for the matrix; or,
 - e. When the Permittee uses a method, which quantification practices are not consistent with the definition of the ML. Examples of such methods are USEPA-approved

**REVISED
TENTATIVE**

method 1613 for dioxins, and furans, method 1624 for volatile organic substances, and method 1625 for semi-volatile organic substances. In such cases, the Permittee, the Regional Water Board, and the State Water Board shall agree on a lowest quantifiable limit and that limit will substitute for the ML for reporting and compliance determination purposes.

If there is any conflict between foregoing provisions and the SIP, the provisions stated in the SIP (section 2.4) shall prevail.

- K. If the Permittee samples and performs analyses (other than for process/operational control, startup, research, or equipment testing) on any influent, effluent, or receiving water constituent more frequently than required by this MRP using approved analytical methods, the results of those analyses shall be included in the report. These results shall be reflected in the calculation of the average used in demonstrating compliance with limitations set forth in this Order.
- L. The Permittee shall develop and maintain a record of all spills or bypasses of raw or partially treated sewage from its collection system or treatment plant according to the requirements in the WDR section of this Order. This record shall be made available to the Regional Water Board upon request and a spill summary shall be included in the annual summary report.
- M. For all bacteriological analyses, sample dilutions should be performed so the expected range of values is bracketed (for example, with multiple tube fermentation method or membrane filtration method, 2 to 16,000 per 100 ml for total and fecal coliform, at a minimum, and 1 to 1000 per 100 ml for *enterococcus*). The detection methods used for each analysis shall be reported with the results of the analyses.
 - a. Detection methods used for coliforms (total and fecal) shall be those presented in Table 1A of 40 CFR part 136, unless alternate methods have been approved in advance by the USEPA pursuant to 40 CFR part 136.
 - b. Detection methods used for E.coli shall be those presented in Table 1A of 40 CFR part 136 or in the USEPA publication EPA 600/4-85/076, *Test Methods for Escherichia coli and Enterococci in Water By Membrane Filter Procedure*, or any improved method determined by the Regional Water Board to be appropriate.

II. MONITORING LOCATIONS

The Permittee shall establish the following monitoring locations to demonstrate compliance with the effluent limitations, discharge specifications, and other requirements in this Order:

**R
E
V
I
S
E
D

T
E
N
T
A
T
I
V
E**

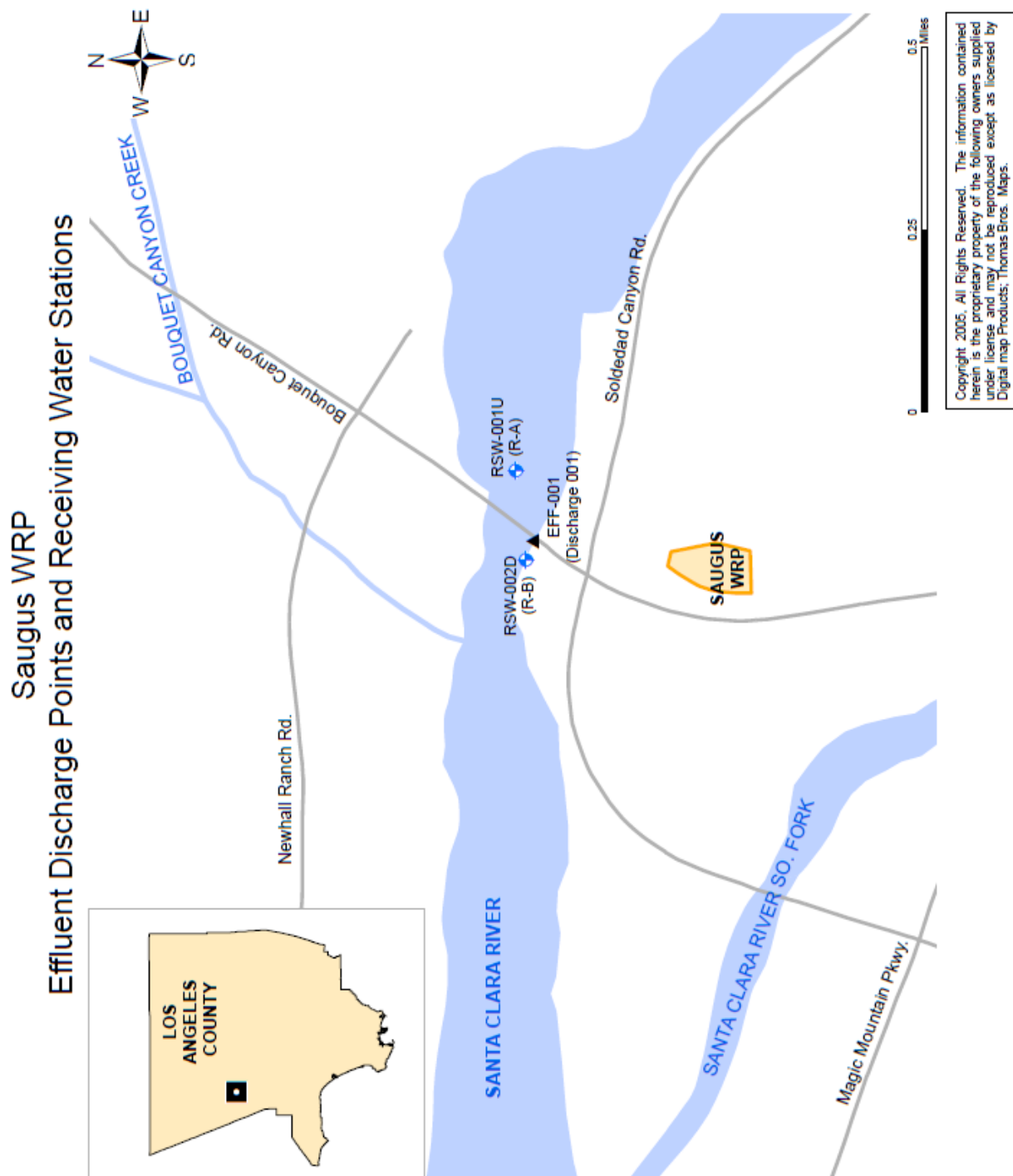
Table E-1. Monitoring Station Locations

Discharge Point Name	Monitoring Location Name	Monitoring Location Description
Influent Monitoring Station		
--	INF-001	Sampling stations shall be established at each point of inflow to the sewage treatment plant and shall be located upstream of any in-plant return flows and/or where representative samples of the influent can be obtained.
Effluent Monitoring Stations		
001	EFF-001	The effluent sampling station shall be located downstream of any inplant return flows and after the final disinfection process, where representative samples of the effluent can be obtained. Under normal conditions, treated effluent is discharged through Discharge Point 001. Latitude 34.423677 North and Longitude -118.540583 West
Receiving Water Monitoring Stations		
--	RSW-001U	Santa Clara River, approximately 300 feet upstream of Discharge Serial No. 001 (station R-A)
--	RSW-002D	Santa Clara River, approximately 100 feet downstream of Discharge Serial No. 001 (station R-B)
--	RGW-001	Groundwater shall be sampled at Well No. 4N/16W-16Q4

REVISED

TENTATIVE

Receiving Water Station Locations



REVISED

TENTATIVE

III. INFLUENT MONITORING REQUIREMENTS

Influent monitoring is required to:

- Determine compliance with NPDES permit conditions.
- Assess treatment plant performance.
- Assess effectiveness of the Pretreatment Program

A. Monitoring Location INF-001

1. The Permittee shall monitor influent to the Facility at INF-001 as follows:

Table E-2. Influent Monitoring

Parameter	Units	Sample Type	Minimum Sampling Frequency	Required Analytical Test Method
Flow	mgd	recorder ²	continuous ³	⁴
pH	pH unit	grab	weekly	⁴
Total suspended solids (TSS)	mg/L	24-hour composite	weekly	⁴
Biochemical oxygen demand (BOD ₅ 20°C)	mg/L	24-hour composite	weekly	⁴
Chloride	mg/L	24-hour composite	monthly	⁴
Chromium III	µg/L	calculated	semiannually	⁴
Chromium VI	µg/L	grab	semiannually	⁴
Total chromium	µg/L	grab	semiannually	⁴
Copper	µg/L	24-hour composite	monthly	⁴
Lead	µg/L	24-hour composite	monthly	⁴
Mercury	µg/L	24-hour composite	monthly	⁴
Nickel	µg/L	24-hour composite	monthly	⁴
Zinc	µg/L	24-hour composite	monthly	⁴
Cyanide	µg/L	grab	monthly	⁴
Benzo(a)anthracene	µg/L	24-hour composite	monthly	⁴
Total Trihalomethanes ⁵	µg/L	grab	monthly	⁴
PCBs ⁶ (aroclor)	µg/L	24-hour composite	annually	⁶

² The Saugus WRP currently uses a combination of ultra-sonic and magnetic flow meters for continuous flow monitoring of the influent prior to the primary sedimentation tank. Flow from the recorder shall be reported.

³ Total daily flow, the monthly average flow, and instantaneous peak daily flow (24-hr basis) shall be reported. Actual monitored flow shall be reported (not the maximum flow, i.e., design capacity).

⁴ Pollutants shall be analyzed using the analytical methods described in 40 CFR part 136; where no methods are specified for a given pollutant, by methods approved by this Regional Water Board or State Water Board. For any pollutant whose effluent limitation is lower than all the MLs specified in Attachment 4 of the SIP, the analytical method with the lowest ML must be selected.

⁵ Total Trihalomethanes is the sum of concentrations of the trihalomethane compounds: bromodichloromethane, bromoform, chloroform, and dibromochloromethane.

⁶ PCBs as aroclors shall be analyzed using method EPA 608. PCB as congeners shall be analyzed using method EPA 1668c. PCBs as congeners shall be analyzed for three years and may be discontinued for the remaining life of this Order if none of the PCB congeners are detected using method EPA 1668c.

Parameter	Units	Sample Type	Minimum Sampling Frequency	Required Analytical Test Method
PCBs ⁶ (congeners)	µg/L	24-hour composite	annually	⁶
Remaining EPA priority pollutants ⁷ excluding asbestos	µg/L	24-hour composite/grab for VOCs and cyanide	semiannually	⁴

IV. EFFLUENT MONITORING REQUIREMENTS

Effluent monitoring is required to:

- Determine compliance with National Pollutant Discharge Elimination System (NPDES) permit conditions and water quality standards.
- Assess plant performance, identify operational problems and improve plant performance.
- Provide information on wastewater characteristics and flows for use in interpreting water quality and biological data.
- Determine reasonable potential analysis for toxic pollutants.

A. Monitoring Location EFF-001

The Permittee shall monitor the discharge of tertiary-treated effluent at EFF-001 as follows. If more than one analytical test method is listed for a given parameter, the Permittee must select from the listed methods and corresponding Minimum Level:

Table E-3. Effluent Monitoring

Parameter	Units	Sample Type	Minimum Sampling Frequency	Required Analytical Test Method
Total waste flow	mgd	recorder	continuous ⁸	⁹
Turbidity ¹⁰	NTU	recorder	continuous ⁸	⁹
Total residual chlorine	mg/L	recorder	continuous ¹¹	--

USEPA recommends that until USEPA proposed method 1668c for PCBs is incorporated into 40 CFR 136, Permittees should use for discharge monitoring reports/State monitoring reports: (1) USEPA method 608 for monitoring data, reported as aroclor results, that will be used for assessing compliance with WQBELs, and (2) USEPA proposed method 1668c, with lower detection levels, for monitoring data, reported as 41 congener results, that will be used for informational purposes.

⁷ Priority pollutants are those constituents referred to in 40 CFR part 401.15; a list of these pollutants is provided as Appendix A to 40 CFR part 423.

⁸ Where continuous monitoring of a constituent is required, the following shall be reported:
Total waste flow – Total daily, monthly average, and peak daily flow (24-hour basis);
Turbidity – maximum daily value, total amount of time each day the turbidity exceeded 5 NTU, flow-proportioned average daily value. A grab sample can be used to determine compliance with the 10 NTU limit. A flow-weighted 24-hour composite sample may be used in place of the recorder to determine the flow-proportioned average daily value.

⁹ Pollutants shall be analyzed using the analytical methods described in 40 CFR 136; where no methods are specified for a given pollutant, by methods approved by this Regional Water Board or State Water Resources Control Board. For any pollutant whose effluent limitation is lower than all the minimum levels (MLs) specified in Attachment 4 of the SIP, the analytical method with the lowest ML must be selected.

¹⁰ Coliform and turbidity samples shall be obtained at some point in the treatment process at a time when wastewater flow and characteristics are most demanding on the treatment facilities, filtration, and disinfection procedures.

Parameter	Units	Sample Type	Minimum Sampling Frequency	Required Analytical Test Method
Total residual chlorine	mg/L	grab	daily ¹²	9
Total coliform ¹⁰	MPN/100mL or CFU/100mL	grab	weekly	9
Fecal coliform ¹⁰	MPN/100mL or CFU/100mL	grab	weekly ¹³	9
E. coli	MPN/100mL or CFU/100mL	grab	weekly ¹⁴	9
Temperature ¹⁵	°F	grab	weekly	9
pH ¹⁵	pH units	grab	weekly	9
Settleable solids	mL/L	grab	weekly	9
Total suspended solids (TSS)	mg/L	24-hour composite	weekly	9
BOD ₅ 20°C	mg/L	24-hour composite	weekly ¹⁶	9
Oil and grease	mg/L	grab	quarterly	9
Dissolved oxygen	mg/L	grab	monthly	9
Total Dissolved Solids	mg/L	24-hour composite	monthly	9
Sulfate	mg/L	24-hour composite	monthly	9
Chloride	mg/L	24-hour composite	monthly	9
Boron	mg/L	24-hour composite	monthly	9
Ammonia Nitrogen ¹⁵	mg/L	24-hour composite	monthly	9
Nitrite nitrogen ¹⁵	mg/L	24-hour composite	monthly	9
Nitrate nitrogen ¹⁵	mg/L	24-hour composite	monthly	9
Organic nitrogen ¹⁵	mg/L	24-hour composite	monthly	9
Total Kjeldahl Nitrogen (TKN) ¹⁵	mg/L	24-hour composite	monthly	9
Total nitrogen	mg/L	calculated	monthly	9
Total phosphorus	mg/L	24-hour composite	quarterly	9
Orthophosphate-P	mg/L	24-hour composite	quarterly	9
Surfactants (MBAS) ¹⁷	mg/L	24-hour composite	quarterly	9

¹¹ Total residual chlorine shall be recorded continuously. The recorded data shall be maintained by the Permittee for at least five years. The Permittee shall extract the maximum daily peak, minimum daily peak, and average daily from the recorded media and shall be made available upon request of the Regional Water Board. The continuous monitoring data are not intended to be used for compliance determination purposes.

¹² Daily grab samples shall be collected at monitoring location EFF-001 Monday through Friday only, except for holidays. Analytical results of daily grab samples will be used to determine compliance with total residual chlorine effluent limitation. Furthermore, additional monitoring requirements specified in section IV.A.1. shall be followed.

¹³ Fecal coliform testing shall be conducted concurrently with total coliform.

¹⁴ E. coli testing shall be conducted concurrently with fecal coliform testing.

¹⁵ Nitrate nitrogen, Nitrite nitrogen, Ammonia nitrogen, Organic nitrogen, Total Kjeldahl Nitrogen, pH, and temperature sampling shall be conducted on the same day or as close to concurrently as possible.

¹⁶ If the result of the weekly BOD analysis yields a value greater than the average monthly effluent limitation (AMEL), the frequency of analysis shall be increased to daily within one week of knowledge of the test result for at least 30 days and until compliance with the average weekly effluent limitation (AWEL) and AMEL BOD limits is demonstrated; after which the frequency shall revert to weekly.

¹⁷ MBAS is Methylene blue active substances and CTAS is cobalt thiocyanate active substances.

Parameter	Units	Sample Type	Minimum Sampling Frequency	Required Analytical Test Method
Surfactants (CTAS) ¹⁷	mg/L	24-hour composite	quarterly	9
Total hardness (CaCO ₃)	mg/L	24-hour composite	monthly	9
Chronic toxicity	Pass or Fail, % Effect (Test of Significant Toxicity (TST))	24-hour composite	monthly ¹⁸	9
Antimony	µg/L	24-hour composite	quarterly	9
Arsenic	µg/L	24-hour composite	semiannually	9
Cadmium	µg/L	24-hour composite	quarterly	9
Chromium III ¹⁹	µg/L	calculated	semiannually	9
Chromium VI	µg/L	grab	semiannually	9
Total Chromium	µg/L	grab	semiannually	9
Copper	µg/L	24-hour composite	monthly	9
Lead	µg/L	24-hour composite	monthly	9
Mercury	µg/L	24-hour composite	monthly	9
Nickel	µg/L	24-hour composite	monthly	9
Selenium	µg/L	24-hour composite	quarterly	9
Silver	µg/L	24-hour composite	semiannually	9
Thallium	µg/L	24-hour composite	semiannually	9
Zinc	µg/L	24-hour composite	monthly	9
Cyanide	µg/L	grab	monthly	9
Bis(2-ethylhexyl)phthalate	µg/L	24-hour composite	semiannually	9
Dichlorobromomethane	µg/L	grab	monthly	9
Dibromochloromethane	µg/L	grab	monthly	9
Bromoform	µg/L	grab	monthly	9
Chloroform	µg/L	grab	monthly	9
Total Trihalomethanes (TTHMs) ²⁰	µg/L	grab/calculated sum	monthly	9
Benzo(a)anthracene	µg/L	24-hour composite	monthly	9
PCBs as aroclors ²¹	µg/L	24-hour composite	annually	9
PCBs as congeners ²²	µg/L	24-hour composite	annually	9

REVISED TENTATIVE

- ¹⁸ The Permittee shall conduct whole effluent toxicity monitoring as outlined in section V. Please refer to section V.A.7 of this MRP for the accelerated monitoring schedule. The median monthly summary result shall be reported as "Pass" or "Fail". The maximum daily single result shall be reported as "Pass" or "Fail" and "% Effect." When there is a discharge more than one day in a calendar month period, up to three independent toxicity tests may be conducted when one toxicity test results in "Fail."
- ¹⁹ The results for Chromium III shall be calculated by subtracting the Chromium VI concentration from the Total Chromium concentration.
- ²⁰ Total Trihalomethanes is the sum of concentrations of the trihalomethane compounds: bromodichloromethane, bromoform, chloroform, and dibromochloromethane.
- ²¹ PCBs as Aroclors is the sum of PCB 1016, PCB 1221, PCB 1232, PCB 1242, PCB 1248, PCB 1254, and PCB 1260 when monitoring using USEPA method 608.

Parameter	Units	Sample Type	Minimum Sampling Frequency	Required Analytical Test Method
Toxaphene	µg/L	24-hour composite	semiannually	9
Fluoride	mg/L	24-hour composite	annually	9
Iron	µg/L	24-hour composite	quarterly	9
Radioactivity (Including gross alpha, gross beta, combined radium-226 and radium-228, tritium, strontium-90 & uranium)	pCi/L	24-hour composite	semiannually	23
2,3,7,8-TCDD ²⁴	pg/L	24-hour composite	semiannually semiannually	9
Chlorpyrifos ²⁵	µg/L	24-hour composite	semiannually	9
Diazinon ²⁵	µg/L	24-hour composite	semiannually	9
Perchlorate	µg/L	grab 24-hour composite	quarterly	26
1,4-Dioxane	µg/L	grab 24-hour composite	semiannually	26
1,2,3-Trichloropropane	µg/L	grab	semiannually	26
Methyl tert-butyl-ether (MTBE)	µg/L	grab	semiannually	26
Barium	µg/L	24-hour composite	semiannually	9

²² PCBs mean the sum of 41 congeners when monitoring using USEPA proposed method 1668c. PCB-18, 28, 37, 44, 49, 52, 66, 70, 74, 77, 81, 87, 99, 101, 105, 110, 114, 118, 119, 123, 126, 128, 138, 149, 151, 153, 156, 157, 158, 167, 168, 169, 170, 177, 180, 183, 187, 189, 194, 201, and 206 shall be individually quantified. PCBs as congeners shall be analyzed using method EPA 1668c for three years and may be discontinued for the remaining life of this Order if none of the PCB congeners are detected using method EPA 1668c.

USEPA recommends that until USEPA proposed method 1668c for PCBs is incorporated into 40 CFR 136, Permittees should use for discharge monitoring reports/State monitoring reports.

²³ Analyze these radiochemicals by the following USEPA methods: method 900.0 for gross alpha and gross beta, method 903.0 or 903.1 for radium-226, method 904.0 for radium-228, method 906.0 for tritium, method 905.0 for strontium-90, and method 908.0 for uranium. Analysis for combined radium-226 & 228 shall be conducted only if gross alpha results for the same sample exceed 15 pCi/L or beta greater than 50 pCi/L. If radium-226 & 228 exceeds the stipulated criteria, analyze for tritium, strontium-90 and uranium.

²⁴ In accordance with the SIP, the Discharger shall conduct effluent monitoring for the seventeen 2,3,7,8-tetrachlorodibenzo-p-dioxin (2,3,7,8-TCDD or dioxin) congeners in the effluent and in the receiving water Station RSW-001U, located upstream of the discharge point. The Discharger shall use the appropriate Toxicity Equivalence Factor (TEF) to determine Toxic Equivalence (TEQ). Where TEQ equals the product between each of the 17 individual congeners' (i) concentration analytical result (C_i) and their corresponding Toxicity Equivalence Factor (TEF_i), (i.e., TEQ_i = C_i x TEF_i). Compliance with the dioxin limitation shall be determined by the summation of the seventeen individual TEQs, or the following equation:

$$\text{Dioxin concentration in effluent} = \sum_{i=1}^{17} (\text{TEQ}_i) = \sum_{i=1}^{17} (C_i)(\text{TEF}_i)$$

²⁵ Chlorpyrifos and Diazinon may be analyzed using USEPA method 8141A or EPA 525.2. Chlorpyrifos, Diazinon, and chronic effluent toxicity shall be sampled on the same day or as close to concurrently as possible.

²⁶ Emerging chemicals include 1,4-dioxane (USEPA 8270 M test method), perchlorate (USEPA 314 test method, or USEPA method 331 if a detection limit of less than 6 µg/L is achieved), 1,2,3-trichloropropane (USEPA 504.1, 8260B test method, or USEPA 524.2 in SIM mode), and methyl tert-butyl ether (USEPA 8260B test method or USEPA method 624 if a detection level of less than 5 µg/L is achieved, and if the Permittee received ELAP certification to run USEPA method 624).

Parameter	Units	Sample Type	Minimum Sampling Frequency	Required Analytical Test Method
Remaining EPA priority pollutants ²⁷ excluding asbestos	µg/L	24-hour composite; grab for VOCs	semiannually	⁹

1. Total Residual Chlorine Additional Monitoring

Continuous monitoring of total residual chlorine at the current location shall serve as an internal trigger for the increased grab sampling at EFF-001 if either of the following occurs, except as noted in item c:

- Total residual chlorine concentration excursions of up to 0.3 mg/L lasting greater than 15 minutes; or
- Total residual chlorine concentration peaks in excess of 0.3 mg/L lasting greater than 1 minute.
- Additional grab samples need not be taken if it can be demonstrated that a stoichiometrically appropriate amount of dechlorination chemical has been added to effectively dechlorinate the effluent to 0.1 mg/L or less for peaks in excess of 0.3 mg/L lasting more than 1 minute, but not for more than five minutes.

V. WHOLE EFFLUENT TOXICITY (WET) TESTING REQUIREMENTS

A. Chronic Toxicity

1. Discharge In-stream Waste Concentration (IWC) for Chronic Toxicity

The chronic toxicity IWC for this discharge is 100 percent effluent.

2. Sample Volume and Holding Time

The total sample volume shall be determined by the specific toxicity test method used. Sufficient sample volume shall be collected to perform the required toxicity test. For the receiving water, sufficient sample volume shall also be collected during accelerated monitoring for subsequent TIE studies, if necessary, at each sampling event. All toxicity tests shall be conducted as soon as possible following sample collection. No more than 36 hours shall elapse before the conclusion of sample collection and test initiation.

3. Chronic Freshwater Species and Test Methods

If effluent samples are collected from outfalls discharging to receiving waters with salinity <1 ppt, the Permittee shall conduct the following chronic toxicity tests on effluent samples at the in-stream waste concentration for the discharge in accordance with species and test methods in *Short-term Methods for Estimating the Chronic Toxicity of Effluents and Receiving Waters to Freshwater Organisms* (EPA/821/R-02/013, 2002; Table IA, 40 CFR part 136). In no case shall these species be substituted with another test species unless written authorization from the Executive Officer is received.

²⁷ Priority pollutants are those constituents referred to in 40 CFR part 401.15; a list of these pollutants is provided as Appendix A to 40 CFR part 423.

- a. A static renewal toxicity test with the fathead minnow, *Pimephales promelas* (Larval Survival and Growth Test Method 1000.0).
- b. A static renewal toxicity test with the daphnid, *Ceriodaphnia dubia* (Survival and Reproduction Test Method 1002.0).
- c. A static toxicity test with the green alga, *Selenastrum capricornutum* (also named *Raphidocelis subcapitata*) (Growth Test Method 1003.0).

4. Species Sensitivity Screening

Species sensitivity screening shall be conducted beginning the first month the permit is in effect. The Permittee shall collect a single effluent sample to initiate and concurrently conduct three toxicity tests using the fish, an invertebrate, and the alga species previously referenced. This sample shall also be analyzed for the parameters required on a monthly frequency for the discharge, during that given month. As allowed under the test method for the *Ceriodaphnia dubia* and the Fathead minnow, a second and third sample may be collected for use as test solution renewal water as the seven-day toxicity test progresses. However, that same sample shall be used to renew both the *Ceriodaphnia dubia* and the Fathead minnow. If the result of all three species is "Pass", then the species that exhibits the highest "Percent Effect" at the discharge IWC during species sensitivity screening shall be used for routine monitoring during the permit cycle. If the result is that only one species fails, then that species exhibits the highest "Percent Effect." Likewise, if two or more species result in "Fail," then the species that exhibits the highest "Percent Effect" at the discharge IWC during the suite of species sensitivity screening shall be used for routine monitoring during the permit cycle, until such time as a rescreening is required (24 months later).

Species sensitivity rescreening is required every 24 months if there has been discharge during dry weather conditions. If the intermittent discharge is only during wet weather, rescreening is not required. If rescreening is necessary, the Permittee shall rescreen with the fish, an invertebrate, and the alga species previously referenced and continue to monitor with the most sensitive species. If the first suite of rescreening tests demonstrates that the same species is the most sensitive then the rescreening does not need to include more than one suite of tests. If a different species is the most sensitive or if there is ambiguity, then the Permittee shall proceed with suites of screening tests for a minimum of three, but not to exceed five suites.

During the calendar month, toxicity tests used to determine the most sensitive test species shall be reported as effluent compliance monitoring results for the chronic toxicity MDEL and MMEL.

5. Quality Assurance and Additional Requirements

Quality assurance measures, instructions, and other recommendations and requirements are found in the test methods manual previously referenced. Additional requirements are specified below.

- a. The discharge is subject to determination of "Pass" or "Fail" and "Percent Effect" from a chronic toxicity test at the discharge IWC using the Test of Significant Toxicity (TST) approach described in *National Pollutant Discharge Elimination System Test of Significant Toxicity Implementation Document* (EPA 833-R-10-003, 2010), Appendix A, Figure A-1, and Table A-1 and Appendix B, Table B-1. The null hypothesis (H_0) for the TST approach is: Mean discharge IWC response $\leq 0.75 \times$ Mean control response. A test result that rejects this null hypothesis is reported as "Pass". A test result that does not reject this null hypothesis is reported as "Fail". The relative "Percent Effect" at the discharge

REVISED
TENTATIVE

IWC is defined and reported as: ((Mean control response - Mean discharge IWC response) ÷ Mean control response) × 100. This is a t-test (formally Student's t-Test), a statistical analysis comparing two sets of replicate observations- in the case of WET, only two test concentrations (i.e., a control and IWC). The purpose of this statistical test is to determine if the means of the two sets of observations are different (i.e., if the IWC or receiving water concentration differs from the control (the test result is "Pass" or "Fail")). The Welch's t-test employed by the TST statistical approach is an adaptation of Student's t-test and is used with two samples having unequal variances.

- b. The Median Monthly Effluent Limitation (MMEL) for chronic toxicity only applies when there is a discharge more than one day in a calendar month period. During such calendar months, up to three independent toxicity tests may be conducted when one toxicity test results in "Fail".
- c. If the effluent toxicity test does not meet all test acceptability criteria (TAC) specified in the referenced test method, *Short-term Methods for Estimating the Chronic Toxicity of Effluents and Receiving Waters to Freshwater Organisms* (U.S. EPA 2002, EPA-821-R-02-013) (see Table E-4, below), then the Permittee must re-sample and re-test within 14 days.

Table E-4. USEPA Test Methods and Test Acceptability Criteria

Species & USEPA Test Method Number	Test Acceptability Criteria (TAC)
Fathead Minnow, <i>Pimephales promelas</i> , Larval Survival and Growth Test Method 1000.0 (Table 1 of the test method, above).	80% or greater survival in controls; average dry weight per surviving organism in control chambers equals or exceeds 0.25 mg. (required)
Daphnid, <i>Ceriodaphnia dubia</i> , Survival and Reproduction Test Method 1002.0 (Table 3 of the test method, above).	80% or greater survival of all control organisms and an average of 15 or more young per surviving female in the control solutions. 60% of surviving control females must produce three broods. (required)
Green Alga, <i>Selenastrum capricornutum</i> , Growth Toxicity Test Method 1003.0 (Table 3 of the test method, above).	Mean cell density of at least 1 X 10 ⁶ cells/mL in the controls; and variability (CV%) among control replicates less than or equal to 20%. (required)

- d. Dilution water and control water, including brine controls, shall be laboratory water prepared and used as specified in the test methods manual. If dilution water and control water is different from test organism culture water, then a second control using culture water shall also be used.
- e. Monthly reference toxicant testing is sufficient. All reference toxicant test results should be reviewed and reported using the EC25²⁸.

²⁸

EC25 is a point estimate of the toxicant concentration that would cause an observable adverse effect (e.g., death, immobilization, or serious incapacitation) in 25 percent of the test organisms.

- f. The Permittee shall perform toxicity tests on final effluent samples. However, ammonia shall not be removed from the effluent sample prior to toxicity testing, unless explicitly authorized under this section of the Monitoring and Reporting Program and the rationale is explained in the Fact Sheet (Attachment F).

6. Preparation of an Initial Investigation TRE Work Plan

The Permittee shall prepare and submit a copy of the Permittee's initial investigation TRE work plan to the Executive Officer of the Regional Water Board for approval within 90 days of the effective date of this permit. If the Executive Officer does not disapprove the work plan within 60 days, the work plan shall become effective. The Permittee shall use USEPA manual EPA/833B-99/002 (municipal) as guidance, or most current version. At a minimum, the TRE Work Plan must contain the provisions in Attachment G. This work plan shall describe the steps that the Permittee intends to follow if toxicity is detected. At minimum, the work plan shall include:

- a. A description of the investigation and evaluation techniques that will be used to identify potential causes and sources of toxicity, effluent variability, and treatment system efficiency.
- b. A description of the Facility's methods of maximizing in-house treatment efficiency and good housekeeping practices, and a list of all chemicals used in the operation of the Facility; and,
- c. If a TIE is necessary, an indication of the person who would conduct the TIEs (i.e., an in-house expert or an outside contractor).

7. Accelerated Monitoring Schedule for Median Monthly Summary Result: "Fail"; and Accelerated Monitoring Schedule (for Maximum Daily Single Result: "Fail and % Effect ≥ 50 ").

~~The~~ When there is discharge more than one day in a calendar month, the Median Monthly summary result shall be used to determine if accelerated testing needs to be conducted ~~when there is discharge more than one day in a calendar month.~~ When there is discharge of only one day in a calendar month, the Maximum Daily The single result shall be used to determine if accelerated testing needs to be conducted ~~when there is discharge of only one day in a calendar month.~~

Once the Permittee becomes aware of this result, the Permittee shall implement an accelerated monitoring schedule within 48 hours for the *Ceriodaphnia dubia* test, and within 5 calendar days for both the *Pimephales promelas* and *Selenastrum capricornutum* tests. However, if the sample is contracted out to a commercial laboratory, the Permittee shall ensure that the first of four accelerated monitoring tests is initiated within seven calendar days of the Permittee becoming aware of the ~~summary~~ result. The accelerated monitoring schedule shall consist of four, ~~five-concentration~~ toxicity tests (including the discharge IWC), conducted at approximately two week intervals, over an eight week period; in preparation for the TRE process and associated reporting, these results shall also be reported using the EC25. If each of the accelerated toxicity tests results in "Pass", the Permittee shall return to routine monitoring for the next monitoring period. If one of the accelerated toxicity tests results in "Fail", the Permittee shall immediately implement the Toxicity Reduction Evaluation (TRE) Process conditions set forth below. During accelerated monitoring schedules, only TST results ("Pass" or "Fail", "Percent Effect") for chronic toxicity tests shall be reported as effluent compliance monitoring results for the chronic toxicity MDEL and MMEL.

REVISED
TENTATIVE

8. Toxicity Reduction Evaluation (TRE) Process

During the TRE Process, monthly effluent monitoring shall resume and TST results ("Pass" or "Fail", "Percent Effect") for chronic toxicity tests shall be reported as effluent compliance monitoring results for the chronic toxicity MDEL and MMEL.

- a. **Preparation and Implementation of Detailed TRE Work Plan.** The Permittee shall immediately initiate a TRE using, according to the type of treatment facility, USEPA manual *Toxicity Reduction Evaluation Guidance for Municipal Wastewater Treatment Plants* (EPA/833/B-99/002, 1999) and, within 15 days, submit to the Executive Officer a Detailed TRE Work Plan, which shall follow the TRE Work Plan revised as appropriate for this toxicity event. It shall include the following information, and comply with additional conditions set by the Executive Officer:
 - i. Further actions by the Permittee to investigate, identify, and correct the causes of toxicity.
 - ii. Actions the Permittee will take to mitigate the effects of the discharge and prevent the recurrence of toxicity.
 - iii. A schedule for these actions, progress reports, and the final report.
- b. **TIE Implementation.** The Permittee may initiate a TIE as part of a TRE to identify the causes of toxicity using the same species and test method and, as guidance, USEPA manuals: *Methods for Aquatic Toxicity Identification Evaluations: Phase I Toxicity Characterization Procedures* (EPA/600/6-91/003, 1991); *Methods for Aquatic Toxicity Identification Evaluations, Phase II Toxicity Identification Procedures for Samples Exhibiting Acute and Chronic Toxicity* (EPA/600/R-92/080, 1993); *Methods for Aquatic Toxicity Identification Evaluations, Phase III Toxicity Confirmation Procedures for Samples Exhibiting Acute and Chronic Toxicity* (EPA/600/R-92/081, 1993); and *Marine Toxicity Identification Evaluation (TIE): Phase I Guidance Document* (EPA/600/R-96-054, 1996). The TIE should be conducted on the species demonstrating the most sensitive toxicity response.
- c. Many recommended TRE elements parallel required or recommended efforts for source control, pollution prevention, and storm water control programs. TRE efforts should be coordinated with such efforts. As toxic substances are identified or characterized, the Permittee shall continue the TRE by determining the sources and evaluating alternative strategies for reducing or eliminating the substances from the discharge. All reasonable steps shall be taken to reduce toxicity to levels consistent with toxicity evaluation parameters.
- d. The Permittee shall continue to conduct routine effluent monitoring for compliance determination purposes while the TIE and/or TRE process is taking place. Additional accelerated monitoring and TRE work plans are not required once a TRE is begun.
- e. The Regional Water Board recognizes that toxicity may be episodic and identification of causes and reduction of sources of toxicity may not be successful in all cases. The TRE may be ended at any stage if monitoring finds there is no longer toxicity.
- f. The Board may consider results of any TIE/TRE studies in an enforcement action.

REVISED

TENTATIVE

9. Reporting

The Self-Monitoring Report (SMR) shall include a full laboratory report for each toxicity test. This report shall be prepared using the format and content of the test methods manual chapter called Report Preparation, and shall include ~~eing~~:

- a. The valid toxicity test results for the TST statistical approach, reported as "Pass" or "Fail" and "Percent Effect" at the chronic toxicity IWC for the discharge. All toxicity test results (whether identified as valid or otherwise) conducted during the calendar month shall be reported on the SMR due date specified in Table E-6.
- b. Summary ~~W~~water quality measurements for each toxicity test (e.g., pH, dissolved oxygen, temperature, conductivity, hardness, salinity, chlorine, ammonia).
- c. The statistical analysis used in National Pollutant Discharge Elimination System Test of Significant Toxicity Implementation Document (EPA 833-R-10-003, 2010) Appendix A, Figure A-1 and Table A-1, and Appendix B, Table B-1
- ~~c.d.~~ TRE/TIE results. The Executive Officer shall be notified no later than 30 days from completion of each aspect of TRE/TIE analyses. Prior to the completion of the final TIE/TRE report, the Permittee shall provide status updates in the monthly monitoring reports, indicating which TIE/TRE steps are underway and which steps have been completed.
- e. Statistical program (e.g., TST calculator, CETIS, etc.) output results, including graphical plots, for each toxicity test.
- ~~d.f.~~ Graphical plots clearly showing the laboratory's performance for the reference toxicant for the previous 20 tests and the laboratory's performance for the control mean, control standard deviation, and control coefficient of variation for the previous 12-month period.
- ~~e.g.~~ Any additional QA/QC documentation or any additional chronic toxicity-related information, upon written request from the Regional Water Board Chief Deputy Assistant ~~Executive Officer (AEO) or the Executive Officer-EO.~~

B. Ammonia Removal

1. Except with prior approval from the Executive Officer of the Regional Water Board, ammonia shall not be removed from bioassay samples. The Permittee must demonstrate the effluent toxicity is caused by ammonia because of increasing test pH when conducting the toxicity test. It is important to distinguish the potential toxic effects of ammonia from other pH sensitive chemicals, such as certain heavy metals, sulfide, and cyanide. The following may be steps to demonstrate that the toxicity is caused by ammonia and not other toxicants before the Executive Officer would allow for control of pH in the test.
 - a. There is consistent toxicity in the effluent and the maximum pH in the toxicity test is in the range to cause toxicity due to increased pH.
 - b. Chronic ammonia concentrations in the effluent are greater than 4 mg/L total ammonia.
 - c. Conduct graduated pH tests as specified in the toxicity identification evaluation methods. For example, mortality should be higher at pH 8 and lower at pH 6.

R
E
V
I
S
E
D

T
E
N
T
A
T
I
V
E

- d. Treat the effluent with a zeolite column to remove ammonia. Mortality in the zeolite treated effluent should be lower than the non-zeolite treated effluent. Then add ammonia back to the zeolite-treated samples to confirm toxicity due to ammonia.
2. When it has been demonstrated that toxicity is due to ammonia because of increasing test pH, pH may be controlled using appropriate procedures which do not significantly alter the nature of the effluent, after submitting a written request to the Regional Water Board, and receiving written permission expressing approval from the Executive Officer of the Regional Water Board.

C. Chlorine Removal

Except with prior approval from the Executive Office of the Regional Water Board, chlorine shall not be removed from bioassay samples. However, chlorine may be removed from the Saugus WRP effluent bioassay samples in the laboratory due to sampling restrictions at the weir drop structure that precludes collection of a representative dechlorinated effluent sample.

VI. LAND DISCHARGE MONITORING REQUIREMENTS (NOT APPLICABLE)

VII. RECYCLING MONITORING REQUIREMENTS (NOT APPLICABLE)

VIII. RECEIVING WATER MONITORING REQUIREMENTS

A. Monitoring Locations RSW-001U and RSW-002D

1. The Permittee shall monitor the Santa Clara River at RSW-001U (300 feet upstream of Discharge Serial 001) and RSW-002D (100 feet downstream of Discharge Serial No. 001), as follows (only if there is a discharge from Discharge Serial No. 001):

Table E-5a. Receiving Water Monitoring Requirements

Parameter	Units	Sample Type	Minimum Sampling Frequency	Required Analytical Test Method
Total flow ²⁹	cfs	calculation	weekly	--
Turbidity	NTU	grab	monthly	30
Temperature	°F	grab	weekly	30
pH	pH units	grab	weekly	30
E.Coli	MPN/100ml or CFU/100ml	grab	weekly	30
Total residual chlorine	mg/L	grab	weekly	30
Settleable Solids	mL/L	grab	monthly	30
Total Suspended Solids	mg/L	grab	monthly	30
BOD ₅ 20°C	mg/L	grab	monthly	30
Oil and grease	mg/L	grab	quarterly	30

²⁹ When conditions at receiving water stations RSW-001 and RSW-002 prevent accurate measurement of flow, the flow may be qualitatively estimated and reported.

³⁰ Pollutants shall be analyzed using the analytical methods described in 40 CFR part 136; where no methods are specified for a given pollutant, by methods approved by this Regional Water Board or State Water Board. For any pollutant whose effluent limitation is lower than all the MLs specified in Attachment 4 of the SIP, the analytical method with the lowest ML must be selected.

Parameter	Units	Sample Type	Minimum Sampling Frequency	Required Analytical Test Method
Dissolved oxygen	mg/L	grab	weekly	30
Total Hardness (CaCO ₃)	mg/L	grab	monthly quarterly	30
Conductivity	µmho/cm	grab	monthly	30
Total Dissolved Solids	mg/L	grab	monthly	30
Sulfate	mg/L	grab	monthly	30
Chloride	mg/L	grab	monthly	30
Boron	mg/L	grab	monthly	30
Chronic toxicity ³¹	Pass or Fail, % Effect (TST)	grab	quarterly	30
Nitrate nitrogen	mg/L	grab	weekly	30
Nitrite nitrogen	mg/L	grab	weekly	30
Ammonia nitrogen	mg/L	grab	weekly	30
Organic nitrogen	mg/L	grab	weekly	30
Total Kjeldahl Nitrogen (TKN)	mg/L	grab	weekly	30
Total nitrogen	mg/L	calculated	weekly	30
Total phosphorus	mg/L	grab	monthly	30
Orthophosphate-p	mg/L	grab	monthly	30
Surfactants (MBAS)	mg/L	grab	semiannually	30
Surfactants (CTAS)	mg/L	grab	semiannually	30
Arsenic	µg/L	grab	semiannually	30
Copper	µg/L	grab	monthly	30
Lead	µg/L	grab	monthly	30
Mercury	µg/L	grab	monthly	30
Nickel	µg/L	grab	monthly	30
Cyanide	µg/L	grab	monthly	30
Zinc	µg/L	grab	monthly	30
Benzo(a)anthracene	µg/L	grab	monthly	30
Iron	µg/L	grab	quarterly	30
Selenium	µg/L	grab	quarterly	30
Dichlorobromomethane	µg/L	grab	monthly	30
Dibromochloromethane	µg/L	grab	monthly	30

³¹ The Permittee shall conduct Whole Effluent Toxicity monitoring as outlined in section V. Please refer to section V.A.7 of this MRP for the accelerated monitoring schedule. The median monthly summary result is a threshold value for a determination of meeting the narrative receiving water objective and shall be reported as "Pass" or "Fail". The maximum daily single result is a threshold value for a determination of meeting the narrative receiving water objective and shall be reported as "Pass or Fail" with a "% Effect". Up to three independent toxicity tests may be conducted when one toxicity test results in "Fail".

If the chronic toxicity median monthly threshold at the immediate downstream receiving water location is not met and the toxicity cannot be attributed to upstream toxicity, as assessed by the Permittee, then the Permittee shall initiate accelerated monitoring.

For example, if the chronic toxicity median monthly threshold of the receiving water at both upstream and downstream stations is not met, but the effluent chronic toxicity median monthly effluent limitation was met, then accelerated monitoring need not be implemented.

Parameter	Units	Sample Type	Minimum Sampling Frequency	Required Analytical Test Method
Bromoform	µg/L	grab	monthly	30
Chloroform	µg/L	grab	monthly	30
Total Trihalomethanes	µg/L	grab	monthly	30
Chlorpyrifos	µg/L	grab	quarterly	30
Diazinon	µg/L	grab	quarterly	30
Bis(2-ethylhexyl)Phthalate	µg/L	grab	semiannually	30
PCBs as aroclors ³²	µg/L	grab	semiannually	30
PCBs as congeners ³³	µg/L	grab	annually	30
Toxaphene	µg/L	grab	semiannually	30
Antimony	µg/L	grab	semiannually	30
Beryllium	µg/L	grab	semiannually	30
Chromium III	µg/L	calculation	semiannually	30
Chromium VI	µg/L	grab	semiannually	30
Total Chromium	µg/L	grab	semiannually	30
Silver	µg/L	grab	semiannually	30
Thallium	µg/L	grab	semiannually	30
Fluoride	mg/L	grab	semiannually	30
Barium	µg/L	grab	semiannually	30
Methoxychlor	µg/L	grab	semiannually	30
2,3,7,8-TCDD ³⁴	pg/L	grab	semiannually	30

³² Receiving water samples will be analyzed for PCBs only at station RSW-001U. PCBs as aroclors is the sum of PCB 1016, PCB 1221, PCB 1232, PCB 1242, PCB 1248, PCB 1254, and PCB 1260 when monitoring using USEPA method 608.

³³ Receiving water samples will be analyzed for PCBs only at station RSW-001U. PCBs mean the sum of 41 congeners when monitoring using USEPA proposed method 1668c. PCB-18, 28, 37, 44, 49, 52, 66, 70, 74, 77, 81, 87, 99, 101, 105, 110, 114, 118, 119, 123, 126, 128, 138, 149, 151, 153, 156, 157, 158, 167, 168, 169, 170, 177, 180, 183, 187, 189, 194, 201, and 206 shall be individually quantified. PCBs as congeners shall be analyzed using method EPA 1668c for three years and may be discontinued for the remaining life of this Order if none of the PCB congeners are detected using method EPA 1668c.

USEPA recommends that until USEPA proposed method 1668c for PCBs is incorporated into 40 CFR 136, Permittees should use for discharge monitoring reports/State monitoring reports: (1) USEPA method 608 for monitoring data, reported as aroclor results, that will be used for assessing compliance with WQBELs, and (2) USEPA proposed method 1668c, with lower detection levels, for monitoring data, reported as 41 congener results, that will be used for informational purposes.

³⁴ In accordance with the SIP, the Discharger shall conduct effluent monitoring for the seventeen 2,3,7,8-tetrachlorodibenzo-p-dioxin (2,3,7,8-TCDD or dioxin) congeners in the effluent and in the receiving water Station RSW-001U. The Discharger shall use the appropriate TEF to determine TEQ. Where TEQ equals the product between each of the 17 individual congeners' (i) concentration analytical result (C_i) and their corresponding TEF_i , (i.e., $TEQ_i = C_i \times TEF_i$). Compliance with the dioxin limitation shall be determined by the summation of the seventeen individual TEQs, or the following equation:

$$\text{Dioxin concentration in effluent} = \sum_{i=1}^{17} (TEQ_i) = \sum_{i=1}^{17} (C_i)(TEF_i)$$

Parameter	Units	Sample Type	Minimum Sampling Frequency	Required Analytical Test Method
1,4-Dioxane	µg/L	grab	annually	35
Perchlorate	µg/L	grab	semiannually	35
1,2,3-Trichloropropane	µg/L	grab	annually	35
Methyl tert-butyl-ether (MTBE)	µg/L	grab	annually	35
Remaining EPA priority pollutants ³⁶ excluding asbestos	µg/L	grab	semiannually	30

- Receiving water samples shall not be taken during or within 48-hours following the flow of rainwater runoff into the Santa Clara River. Sampling may be rescheduled within the same calendar month, at receiving water stations, if weather and/or flow conditions would endanger personnel collecting receiving water samples. The monthly monitoring report shall note such occasions.
- ~~Since there is often no flow in the receiving water stations upstream of the discharge at station RSW-001U (R-A), the Permittee shall collect receiving water samples for all of the parameters listed in Table E-5a at the first instance in the year when there is water flowing in the stream and when conditions in MRP section VIII.A.2 have been met. If there is discharge from the outfall during the permit term, three samples cannot are to be collected upstream of EFF-001 at RSW-001U(R-A) within the permit term. The results from these samples are necessary for background data in future RPA calculation. If then sampling cannot take place at RSW-001U (R-A), data from the downstream receiving water station RSW-002D (R-B) shall be used for future reasonable potential analysis calculations. the Permittee shall collect background information from another appropriate sampling location and identify this location in the subsequent annual report.~~

B. Receiving Groundwater Monitoring Requirements

- The Discharger shall maintain groundwater sampling by monitoring the groundwater aquifer at station RGW-001 (Well No. 4N/16W-16Q4) as follows:

Table E-5b Receiving Groundwater Monitoring Requirements

Parameter	Units	Sample Type	Minimum Sampling Frequency	Required Analytical Test Method
Nitrite-N + Nitrate-N	mg/L	grab	semiannually	30
Total dissolved solids	mg/L	grab	semiannually	30
Chloride	mg/L	grab	semiannually	30
Sulfate	mg/L	grab	semiannually	30
Total organic carbon ³⁷	mg/L	grab	semiannually	30

³⁵ Emerging chemicals include 1,4-dioxane (USEPA 82760M test method), perchlorate (USEPA 314 test method, or USEPA method 331 if a detection limit of less than 6 µg/L is achieved), 1,2,3-trichloropropane (USEPA 504.1, 8260B test method, or USEPA 524.2 in SIM mode), and methyl tert-butyl ether (USEPA 8260B test method or USEPA method 624 if a detection level of less than 5 µg/L is achieved, and if the Permittee received ELAP certification to run USEPA method 624).

³⁶ Priority pollutants are those constituents referred to in 40 CFR part 401.15; a list of these pollutants is provided as Appendix A to 40 CFR part 423.

Parameter	Units	Sample Type	Minimum Sampling Frequency	Required Analytical Test Method
Priority pollutants excluding asbestos ³⁶	µg/L	grab	semiannually	³⁰
MTBE	µg/L	grab	semiannually	³⁵⁴
Perchlorate	µg/L	grab	semiannually	³⁵⁴
1,4-Dioxane	µg/L	grab	semiannually	³⁵⁴
1,2,3-Trichloropropane	µg/L	grab	semiannually	³⁵⁴

2. The results of groundwater monitoring shall be submitted with the effluent monitoring reports.

IX. OTHER MONITORING REQUIREMENTS

A. Watershed Monitoring

1. The goals of the Watershed-wide Monitoring Program for the Santa Clara River Watershed are to:
 - Determine compliance with receiving water limitations;
 - Monitor trends in surface water quality;
 - Ensure protection of beneficial uses;
 - Provide data for modeling contaminants of concern;
 - Characterize water quality including seasonal variation of surface waters within the watershed;
 - Assess the health of the biological community; and
 - Determine mixing dynamics of effluent and receiving waters in the estuary.
2. SCVSD submitted the *Santa Clara River Watershed-Wide Monitoring Program and Implementation Plan* (SCRWMP) to the Regional Water Board on December 15, 2011. This plan presents a design for an integrated regional monitoring program for the Santa Clara River Watershed. This program design was developed by a multi-stakeholder workgroup. To achieve the goals of the Watershed-wide Monitoring Program, the Discharger shall undertake the responsibilities delineated under an approved watershed-wide monitoring plan in the implementation of the Watershed-wide Monitoring Program for the Santa Clara River, which was approved by the Regional Water Board on July 3, 2012. The Permittee shall participate in efforts to implement the plan within this permit cycle.
3. In coordination with interested stakeholders in the Santa Clara River Watershed, the Discharger shall conduct instream bioassessment monitoring once a year, during the spring/summer period (unless an alternate sampling period is approved by the Executive Officer) and include an analysis of the community structure of the instream macroinvertebrate assemblages, the community structure of the instream algal assemblages (benthic diatoms and soft-bodied algae), chlorophyll a and biomass for instream algae, and physical habitat assessment at the random-receiving water monitoring stations designated in this permit by the Santa Clara River Watershed Monitoring Program. The Executive Officer of the Regional Water Board may revise these and/or other monitoring requirements in this permit to provide resources to

³⁷ Total organic carbon (TOC) monitoring may serve as a surrogate for other pollutants. Determinations of TOC can provide valuable diagnostic evidence of the extent of groundwater contamination by organic compounds. (Michael J. Barcelona, *Groundwater*, v22, no.1, Jan-Feb 1984)

fulfill components of the watershed-wide monitoring program, including collection of biological data at randomly selected locations within the watershed. Over time, bioassessment monitoring will provide a measure of the physical condition of the waterbody and the integrity of its biological communities.

- a. The bioassessment program shall include an analysis of the community structure of the instream macroinvertebrate, algal assemblages, algal biomass, and physical habitat assessment at the monitoring stations RSW-001U and RSW-002D.

This program shall be implemented by appropriately trained staff. Alternatively, a professional subcontractor qualified to conduct bioassessments may be selected to perform the bioassessment work for the Permittee. Analyses of the results of the bioassessment monitoring program, along with photographs of the monitoring site locations taken during sample collection, shall be submitted in the corresponding annual report. If another stakeholder, or interested party in the watershed subcontracts a qualified professional to conduct bioassessment monitoring during the same season and at the same location as specified in the MRP, then the Discharger may, in lieu of duplicative sampling, submit the data, a report interpreting the data, photographs of the site, and related QA/QC documentation in the corresponding annual report.

- b. The Permittee must provide a copy of their Standard Operation Procedures (SOPs) for the Bioassessment Monitoring Program to the Regional Water Board upon request. The document must contain step-by-step field, laboratory and data entry procedures, as well as, related QA/QC procedures. The SOP must also include specific information about each bioassessment program including: assessment program description, its organization and the responsibilities of all its personnel; assessment project description and objectives; qualifications of all personnel; and the type of training each member has received.
- c. Field sampling must conform to the SOP established for the California Stream Bioassessment Procedure (CSBP) or more recently established sampling protocols, such as used by the Surface Water Ambient Monitoring Program (SWAMP). Field crews shall be trained on aspects of the protocol and appropriate safety issues. All field data and sample Chain of Custody (COC) forms must be examined for completion and gross errors. Field inspections shall be planned with random visits and shall be performed by the Discharger or an independent auditor. These visits shall report on all aspects of the field procedure with corrective action occurring immediately.
- d. A taxonomic identification laboratory shall process the biological samples that usually consist of subsampling organisms, enumerating and identifying taxonomic groups and entering the information into an electronic format. The Regional Water Board may require QA/QC documents from the taxonomic laboratories and examine their records regularly. Intra-laboratory QA/QC for subsampling, taxonomic validation and corrective actions shall be conducted and documented. Biological laboratories shall also maintain reference collections, vouchered specimens (the Discharger may request the return of their sample voucher collections) and remnant collections. The laboratory should participate in an (external) laboratory taxonomic validation program at a recommended level

**R
E
V
I
S
E
D

T
E
N
T
A
T
I
V
E**

of 10% or 20%. External QA/QC may be arranged through the California Department of Fish and Game's Aquatic Bioassessment Laboratory located in Rancho Cordova, California.

4. The Executive Officer of the Regional Water Board may modify Monitoring and Reporting Program to accommodate the watershed-wide monitoring.

X. REPORTING REQUIREMENTS

A. General Monitoring and Reporting Requirements

1. The Permittee shall comply with all Standard Provisions (Attachment D) related to monitoring, reporting, and recordkeeping.
2. If there is no discharge during any reporting period, the report shall so state.
3. Each monitoring report shall contain a separate section titled "Summary of Non-Compliance" which discusses the compliance record and the corrective actions taken or planned that may be needed to bring the discharge into full compliance with waste discharge requirements. This section shall clearly list all non-compliance with discharge requirements, as well as all excursions of effluent limitations.
4. The Permittee shall inform the Regional Water Board well in advance of any proposed construction activity that could potentially affect compliance with applicable requirements.

B. Self-Monitoring Reports (SMRs)

1. The Permittee shall electronically submit SMRs using the State Water Board's California Integrated Water Quality System (CIWQS) Program website (<http://www.waterboards.ca.gov/ciwqs/index.html>). The CIWQS website will provide additional information for SMR submittal in the event there will be a planned service interruption for electronic submittal.
2. The Permittee shall report in the SMR the results for all monitoring specified in this MRP under sections III through IX. The Permittee shall submit monthly, quarterly, semiannual, and annual SMRs including the results of all required monitoring using USEPA-approved test methods or other test methods specified in this Order. SMRs are to include all new monitoring results obtained since the last SMR was submitted. If the Permittee monitors any pollutant more frequently than required by this Order, the results of this monitoring shall be included in the calculations and reporting of the data submitted in the SMR.
3. Monitoring periods and reporting for all required monitoring shall be completed according to the following schedule:

Table E-6. Monitoring Periods and Reporting Schedule

Sampling Frequency	Monitoring Period Begins On...	Monitoring Period	SMR Due Date
Continuous	Permit effective date	All	Submit with monthly SMR
Daily	Permit effective date	(Midnight through 11:59 PM) or any 24-hour period that reasonably represents a calendar day for purposes of sampling.	Submit with monthly SMR
Weekly	Sunday following permit effective date or	Sunday through Saturday	Submit with monthly

Sampling Frequency	Monitoring Period Begins On...	Monitoring Period	SMR Due Date
	on permit effective date if on a Sunday		SMR
Monthly	First day of calendar month following permit effective date or on permit effective date if that date is first day of the month	1 st day of calendar month through last day of calendar month	By the 15 th day of the third month after the month of sampling
Quarterly	Closest of January 1, April 1, July 1, or October 1 following (or on) permit effective date	January 1 through March 31 April 1 through June 30 July 1 through September 30 October 1 through December 31	June 15 September 15 December 15 March 15
Semiannually	Closest of January 1 or July 1 following (or on) permit effective date	January 1 through June 30 July 1 through December 31	September 15 March 15
Annually	January 1 following (or on) permit effective date	January 1 through December 31	April 15

4. Reporting Protocols. The Permittee shall report with each sample result the applicable RL and the current MDL, as determined by the procedure in 40 CFR part 136.

The Permittee shall report the results of analytical determinations for the presence of chemical constituents in a sample using the following reporting protocols:

- Sample results greater than or equal to the RL shall be reported as measured by the laboratory (i.e., the measured chemical concentration in the sample).
- Sample results less than the RL, but greater than or equal to the laboratory's MDL, shall be reported as "Detected, but Not Quantified," or DNQ. The estimated chemical concentration of the sample shall also be reported.

For the purposes of data collection, the laboratory shall write the estimated chemical concentration next to DNQ. The laboratory may, if such information is available, include numerical estimates of the data quality for the reported result. Numerical estimates of data quality may be percent accuracy (\pm a percentage of the reported value), numerical ranges (low to high), or any other means considered appropriate by the laboratory.

- Sample results less than the laboratory's MDL shall be reported as "Not Detected," or "ND."
 - Permittees are to instruct laboratories to establish calibration standards so that the ML value (or its equivalent if there is differential treatment of samples relative to calibration standards) is the lowest calibration standard. At no time is the Permittee to use analytical data derived from extrapolation beyond the lowest point of the calibration curve.
5. Compliance Determination. Compliance with effluent limitations for priority pollutants shall be determined using sample reporting protocols defined above and Attachment A of this Order. For purposes of reporting and administrative enforcement by the Regional Water Board and State Water Board, the Permittee shall be deemed out of compliance with effluent limitations if the concentration of the priority pollutant in the monitoring sample is greater than the effluent limitation and greater than or equal to the RL.

REVISED

TENTATIVE

6. Multiple Sample Data. When determining compliance with an average monthly effluent limitation (AMEL), average weekly effluent limitation (AWEL), or maximum daily effluent limitation (MDEL) for priority pollutants and more than one sample result is available, the Permittee shall compute the arithmetic mean unless the data set contains one or more reported determinations of DNQ or ND. In those cases, the Permittee shall compute the median in place of the arithmetic mean in accordance with the following procedure:
 - a. The data set shall be ranked from low to high, ranking the reported ND determinations lowest, DNQ determinations next, followed by quantified values (if any). The order of the individual ND or DNQ determinations is unimportant.
 - b. The median value of the data set shall be determined. If the data set has an odd number of data points, then the median is the middle value. If the data set has an even number of data points, then the median is the average of the two values around the middle unless one or both of the points are ND or DNQ, in which case the median value shall be the lower of the two data points where DNQ is lower than a value and ND is lower than DNQ.
 7. The Permittee shall submit SMRs in accordance with the following requirements:
 - a. The Permittee shall arrange all reported data in a tabular format. The data shall be summarized to clearly illustrate whether the Facility is operating in compliance with interim and/or final effluent limitations. The Permittee is not required to duplicate the submittal of data that is entered in a tabular format within CIWQS. When electronic submittal of data is required and CIWQS does not provide for entry into a tabular format within the system, the Permittee shall electronically submit the data in a tabular format as an attachment.
 - b. The Permittee shall attach a cover letter to the SMR. The information contained in the cover letter shall clearly identify instances of non-compliance or exceedances of effluent limitations of the WDRs; discuss corrective actions taken or planned; and the proposed time schedule for corrective actions. Identified violations must include a description of the requirement that was violated and a description of the violation.
- C. Discharge Monitoring Reports (DMRs)**
1. The Permittee shall continue to submit DMRs electronically via CIWQS.
- D. Other Reports**
1. The Permittee shall report the results of any special studies, chronic toxicity testing, TRE/TIE, Pollutant Minimization Program (PMP), and Pollution Prevention Plan required by Special Provisions – section VI.C. The Permittee shall submit reports in compliance with SMR reporting requirements described in subsection X.B above.
 2. **Annual Summary Report**

By April 15 of each year, the Permittee shall submit an annual report containing a discussion of the previous year's influent/effluent analytical results and receiving water monitoring data. The annual report shall contain an overview of any plans for upgrades to the treatment plant's collection system, the treatment processes, or the outfall system. The Permittee shall submit annual report to the Regional Water Board in accordance with the requirements described in subsection X.B.7 above.

Each annual monitoring report shall contain a separate section titled "Reasonable Potential Analysis" which discusses whether or not reasonable potential was triggered

REVISED TENTATIVE

for pollutants which do not have a final effluent limitation in the NPDES permit. This section shall contain the following statement: “The analytical results for this sampling period did/ did not trigger reasonable potential.” If reasonable potential was triggered, then the following information should also be provided:

- a. A list of the pollutant(s) that triggered reasonable potential;
 - b. The Basin Plan or CTR criteria that was exceeded for each given pollutant;
 - c. The concentration of the pollutant(s);
 - d. The test method used to analyze the sample; and,
 - e. The date and time of sample collection.
3. The Permittee shall submit to the Regional Water Board, together with the first monitoring report required by this permit, a list of all chemicals and proprietary additives which could affect this waste discharge, including quantities of each. Any subsequent changes in types and/or quantities shall be reported promptly.
 4. The Regional Water Board requires the Permittee to file with the Regional Water Board, within 90 days after the effective date of this Order, a technical report on his preventive (failsafe) and contingency (cleanup) plans for controlling accidental discharges, and for minimizing the effect of such events. The technical report should:
 - a. Identify the possible sources of accidental loss, untreated waste bypass, and contaminated drainage. Loading and storage areas, power outage, waste treatment unit outage, and failure of process equipment, tanks, and pipes should be considered.
 - b. Evaluate the effectiveness of present facilities and procedures and state when they become operational.
 - c. Describe facilities and procedures needed for effective preventive and contingency plans.
 - d. Predict the effectiveness of the proposed facilities and procedures and provide an implementation schedule contingent interim and final dates when they will be constructed, implemented, or operational.

**REVISED
TENTATIVE**

ATTACHMENT F – FACT SHEET

Contents

I.	Permit Information.....	F-3
II.	Facility Description.....	F-4
	A. Description of Wastewater and Biosolids Treatment and Controls	F-4
	B. Discharge Points and Receiving Waters	F-5
	C. Summary of Existing Requirements and Self-Monitoring Report (SMR) Data	F-5
	D. Compliance Summary.....	F-10
	E. Planned Changes	F-13
III.	Applicable Plans, Policies, and Regulations	F-14
	A. Legal Authorities	F-14
	B. California Environmental Quality Act (CEQA).....	F-14
	C. State and Federal Laws, Regulations, Policies, and Plans.....	F-14
	D. Impaired Water Bodies on CWA 303(d) List.....	F-18
	E. Other Plans, Policies and Regulations	F-19
IV.	Rationale For Effluent Limitations and Discharge Specifications	F-23
	A. Discharge Prohibitions	F-23
	B. Technology-Based Effluent Limitations (TBELs)	F-24
	1. Scope and Authority	F-24
	2. Applicable TBELs	F-24
	C. Water Quality-Based Effluent Limitations (WQBELs)	F-25
	1. Scope and Authority	F-25
	2. Applicable Beneficial Uses and Water Quality Criteria and Objectives.....	F-25
	3. Determining the Need for WQBELs	F-37
	4. WQBEL Calculations	F-42
	5. Whole Effluent Toxicity (WET)	F-45
	D. Final Effluent Limitation Considerations	F-49
	1. Anti-Backsliding Requirements	F-49
	2. Antidegradation Policies	F-50
	3. Stringency of Requirements for Individual Pollutants	F-51
	E. Interim Effluent Limitations.....	F-53
	F. Land Discharge Specifications – Not Applicable	F-53
	G. Recycling Specifications	F-53
V.	Rationale for Receiving Water Limitations	F-54
	A. Surface Water.....	F-54
	B. Groundwater	F-54
VI.	Rationale for Provisions	F-55
	A. Standard Provisions.....	F-55
	B. Special Provisions.....	F-55
	1. Reopener Provisions	F-55
	2. Special Studies and Additional Monitoring Requirements	F-55
	3. Best Management Practices and Pollution Prevention.....	F-56
	4. Construction, Operation, and Maintenance Specifications	F-56
	5. Special Provisions for Municipal Facilities (POTWs Only).....	F-56
	6. Other Special Provisions (Not Applicable)	F-57
	7. Compliance Schedules	F-57
VII.	Rationale for Monitoring and Reporting Requirements	F-59
	A. Influent Monitoring	F-59

**R
E
V
I
S
E
D

T
E
N
T
A
T
I
V
E**

B. Effluent Monitoring	F-59
C. WET Requirements.....	F-62
D. Receiving Water Monitoring	F-62
1. Surface Water	F-62
2. Groundwater – (Not Applicable).....	F-62
E. Other Monitoring Requirements	F-62
1. Watershed Monitoring and Bioassessment Monitoring	F-62
VIII. Consideration of Need to Prevent Nuisance & California Water Code Section 13241 Factors..	F-63
IX. Public Participation.....	F-64
A. Notification of Interested Parties	F-64
B. Written Comments	F-65
C. Public Hearing	F-65
D. Reconsideration of Waste Discharge Requirements	F-65
E. Information and Copying.....	F-65
F. Register of Interested Persons.....	F-66
G. Additional Information	F-66

Tables

Table F-1. Facility Information	F-3
Table F-2. Historic Effluent Limitations and Monitoring Data.....	F-6
Table F-3. Basin Plan Beneficial Uses – Receiving Waters	F-15
Table F-4. Basin Plan Beneficial Uses – Ground Waters	F-16
Table F-5. Summary of TBELs	F-24
Table F-8. Summary of Reasonable Potential Analysis.....	F-38
Table F-9. Summary of WQBELs for Discharge Point 001.....	F-44
Table F-10. Summary of Final Effluent Limitations for Discharge Point 001	F-51
Table F-11. Compliance Schedule for Chloride for Discharge Point 001	F-58
Table F-12. Monitoring Frequency Comparison	F-60

**R
E
V
I
S
E
D

T
E
N
T
A
T
I
V
E**

ATTACHMENT F – FACT SHEET

As described in section IIB, the Regional Water Board incorporates this Fact Sheet as findings of the Regional Water Board supporting the issuance of this Order. This Fact Sheet includes the legal requirements and technical rationale that serve as the basis for the requirements of this Order.

This Order has been prepared under a standardized format to accommodate a broad range of discharge requirements for Permittees in California. Only those sections or subsections of this Order that are specifically identified as “not applicable” have been determined not to apply to this Permittee. Sections or subsections of this Order not specifically identified as “not applicable” are fully applicable to this Permittee.

I. PERMIT INFORMATION

The following table summarizes administrative information related to the Facility.

Table F-1. Facility Information

WDID	4A190107021
Discharger/ Permittee	Santa Clarita Valley Sanitation District ¹ of Los Angeles County
Name of Facility	Saugus Water Reclamation Plant and its associated wastewater collection system and outfall
Facility Address	26200 Springbrook Avenue Santa Clarita, CA 91350 Los Angeles County
Facility Contact, Title and Phone	Ann Heil, Supervising Engineer, (562) 908-4288 X2803
Authorized Person to Sign and Submit Reports	Ann Heil, Supervising Engineer
Mailing Address	1955 Workman Mill Road, Whittier, CA 90601
Billing Address	Same as above
Type of Facility	Publicly Owned Treatment Works (POTW)
Major or Minor Facility	Major
Threat to Water Quality	1
Complexity	A
Pretreatment Program	Y
Recycling Requirements	Producer/User
Facility Permitted Flow	6.5 million gallons per day (MGD)
Facility Design Flow	6.5 MGD
Watershed	Santa Clara River Watershed
Receiving Water	Santa Clara River
Receiving Water Type	Inland surface water

- A.** The Santa Clarita Valley Sanitation District of Los Angeles County (SCVSD, Permittee or Discharger), formerly referred to as Los Angeles County Sanitation Districts of Los Angeles County, owns and operates a publicly-owned treatment works (POTW) comprised of the Saugus Water Reclamation Plant (Saugus WRP or Facility) and its associated wastewater

¹ The Los Angeles County Sanitation Districts function on a regional scale and consist of 24 independent special districts serving about 5.5 million people in Los Angeles County. Seventeen of the Sanitation Districts in the metropolitan Los Angeles area are served by a regional, interconnected system of facilities known as the Joint Outfall System (JOS). The Santa Clarita Valley is served by the Santa Clarita Valley Sanitation District of Los Angeles County.

collection system and outfalls.

For the purposes of this Order, references to the “discharger” or “permittee” in applicable federal and state laws, regulations, plans, or policy are held to be equivalent to references to the Permittee herein.

- B. The Facility discharges wastewater to Santa Clara River, a water of the United States. The Permittee was previously regulated by Order No. R4-2009-0075 and National Pollutant Discharge Elimination System (NPDES) Permit No. CA0054313 adopted on June 4, 2009, and expired on May 10, 2014. The terms and conditions of the current NPDES order have been automatically continued and remain in effect until new WDRs and NPDES permit are adopted pursuant to this Order and take effect. Attachment B provides a map of the area around the Facility. Attachment C provides a flow schematic of the Facility.
- C. The Permittee filed a report of waste discharge (ROWD) and submitted an application for reissuance of its Waste Discharge Requirements (WDRs) and NPDES permit on November 5, 2013. Supplemental information was requested on December 12, 2013, and received on January 2, 3, and 15, 2014. A site visit was conducted in March 2015, to observe operations and collect additional data to develop permit limitations and conditions. The application was deemed complete on May 9, 2014, so the NPDES permit was administratively extended.

II. FACILITY DESCRIPTION

A. Description of Wastewater and Biosolids Treatment and Controls

1. The Permittee owns and operates the Saugus WRP, a tertiary wastewater treatment plant located at 26200 Springbrook Avenue, Santa Clarita, California. Attachment B shows the location of the plant. The Saugus WRP currently receives wastewater from the City of Santa Clarita and unincorporated areas of Los Angeles County. The wastewater is a mixture of domestic and industrial wastewater that is pre-treated pursuant to 40 C.F.R. Part 403. The Saugus WRP has a design capacity of 6.5 million gallons per day (MGD) and serves an estimated population of 76,087.

The Saugus WRP is part of an integrated network of facilities, known as the Santa Clarita Valley Sanitation District of Los Angeles County (SCVSD). The SCVSD currently incorporates the Valencia WRP and the Saugus WRP, which are connected by interceptors and trunk sewers. The SCVSD system allows for the diversion of influent flows from the Saugus WRP to the Valencia WRP if so desired.

The Districts have undertaken a full evaluation of local limits for the SCVSD in the Santa Clara River Watershed. The most recent local limits evaluation was submitted on August 22, 2012 found that the existing limits were fully protective of the SCVSD system. However, a re-evaluation will be required following the renewal of this NPDES permit.

2. Treatment at the Saugus WRP consists of primary sedimentation, activated sludge biological treatment with nitrification and denitrification (NDN), secondary sedimentation, inert media filtration, chloramination, and dechlorination. Treated wastewater discharged to the Santa Clara River is dechlorinated.
3. Sodium hypochlorite is added to the nitrified filtered secondary treated effluent to form chloramines by reacting with ammonia that is either already present or added to the effluent. The chloramines inactivate bacteria, pathogens and viruses, and minimize the

REVISED

TENTATIVE

formation of Total Trihalomethanes (TTHMs). Prior to discharge, sodium bisulfite is added to the treated effluent to remove residual chlorine.

4. No facilities are provided for biosolids at the Saugus WRP. Biosolids from the Saugus WRPs are processed and dewatered at the Valencia WRP and reused through composting, although the permittee may also dispose of biosolids in a landfill or by direct land application. Attachment C is a schematic of the Saugus WRP wastewater flow.
5. The biological nutrient removal system at the Saugus WRP with nitrogen de-nitrification process (NDN) complies with the ammonia Basin Plan objectives. The system was fully completed in 2005.

B. Discharge Points and Receiving Waters

The Saugus WRP discharges tertiary-treated municipal and industrial wastewater to the Santa Clara River, a water of the United States, above the Estuary. Treated effluent is discharged from the plant to surface waters at the following discharge point:

Discharge Point 001: Discharge to the Santa Clara River via a point located at the approximate coordinates: Latitude 34.423677, Longitude -118.540583.

During dry weather (May 1 – October 31), the primary sources of water flow in Santa Clara River, downstream of the discharge point is the Saugus WRP effluent and other NPDES-permitted discharges, including urban runoff conveyed through the municipal separate storm sewer systems (MS4). Storm water and dry weather urban runoff from MS4 are regulated under an NPDES permit, *Waste Discharge Requirements for Municipal Storm Water and Urban Runoff Discharges within the County of Los Angeles* (LA Municipal Permit), NPDES Permit No. CAS004001.

The Santa Clara River is unlined at the point of discharge. Although this is not the main purpose, the Santa Clara River conveys treated wastewater along with floodwater, and urban runoff. Groundwater recharge occurs incidentally in these unlined areas of the Santa Clara River, where the underlying sediments may be transmissive to water as well as pollutants.

The Santa Clara River Watershed is the largest river system in southern California that remains in a relatively natural state and drains about 1,200 square miles; and it is a high quality natural resource for much of its approximately 100 miles length. The river originates in the northern slope of the San Gabriel Mountains in Los Angeles County, traverses Ventura County, and flows into the Pacific Ocean halfway.

Extensive patches of high quality riparian habitat are present along the length of the river and its tributaries. An endangered fish, the unarmored stickleback, is resident in the river. One of the largest of the Santa Clara River's tributaries, Sespe Creek, is designated a wild trout stream by the State of California and supports significant spawning and rearing habitat. The Sespe Creek is also designated a wild and scenic river. Piru and Santa Paula Creeks, which are tributaries to the Santa Clara River, also support good habitats for steelhead. In addition, the river serves as an important wildlife corridor. A lagoon exists at the mouth of the river and supports a large variety of wildlife.

C. Summary of Existing Requirements and Self-Monitoring Report (SMR) Data

Effluent limitations contained in the existing Order for discharges from Discharge Point 001 (Monitoring Location EFF-001) and representative monitoring data from the term of the previous Order are as follows, according to the Report of Waste Discharge (ROWD):

REVISED

TENTATIVE

Table F-2. Historic Effluent Limitations and Monitoring Data

Parameter	Units	Effluent Limitation (Order No. R4-2009-0075)			Monitoring Data (July 2009 - June 2014)		
		Average Monthly	Ave. Weekly	Max. Daily	Highest Average Monthly Discharge	Highest Average Weekly Discharge	Highest Daily Discharge
BOD ₅ 20°C	mg/L	20	30	45	<3	--	6.6
Total Suspended Solids (TSS)	mg/L	15	40	45	<2.5	--	<2.5
Oil and Grease	mg/L	10	--	15	<4.9	--	<4.9
Settleable Solids	ml/L	0.1	--	0.3	<0.1	--	<0.1
Residual Chlorine	mg/L	--	--	0.1	<0.05	--	0.25
Total Dissolved Solids	mg/L	1,000	--	--	808	--	808
MBAS	mg/L	0.5	--	--	0.1	--	0.1
Chloride	mg/L	--	--	100	141	--	141
Sulfate	mg/L	300	--	--	168	--	168
Boron	mg/L	1.5	--	--	0.88	--	0.88
Fluoride	mg/L	--	--	--	0.342	--	0.342
Organic nitrogen (as N)	mg/L	--	--	--	3.79	--	3.79
Nitrate + Nitrite as N	mg/L	7.1	--	--	5.71	--	5.71
Nitrite as N	mg/L	0.9	--	--	0.233	--	0.233
Ammonia-N all yr. long	mg/L	2.0	--	5.6	1.85	--	3.69
Total Kjeldahl Nitrogen (TKN)	mg/L	--	--	--	4.95	--	4.95
Organic nitrogen	mg/L	--	--	--	3.79	--	3.79
Turbidity	NTU	2	--	5	1.1	--	1.35
Total hardness	mg/L	--	--	--	357	--	373
Antimony	µg/L	6	--	--	0.59	--	0.59
Arsenic	µg/L	--	--	--	1.76	--	1.76
Beryllium	µg/L	--	--	--	<0.25	--	<0.25
Cadmium	µg/L	5	--	--	0.075 Detected but Not Quantified (DNQ)	--	0.075 DNQ
Chromium III	µg/L	--	--	--	<0.5	--	<0.5
Chromium VI	µg/L	--	--	--	5 DNQ	--	5 DNQ
Copper	µg/L	--	--	--	9.3	--	9.3
Lead	µg/L	--	--	--	0.435	--	0.435
Mercury	µg/L	--	--	--	0.000286	--	0.00276
Nickel	µg/L	--	--	--	1.89	--	1.89
Selenium	µg/L	--	--	--	1.08	--	1.08
Silver	µg/L	--	--	--	<0.2	--	<0.2
Thallium	µg/L	--	--	--	<0.25	--	<0.25
Zinc	µg/L	--	--	--	66.1	--	66.1
Cyanide	µg/L	3.9	--	9.4	3 DNQ	--	3 DNQ
Asbestos	µg/L	--	--	--	--	--	--

REVISED TENTATIVE

Parameter	Units	Effluent Limitation (Order No. R4-2009-0075)			Monitoring Data (July 2009 - June 2014)		
		Average Monthly	Ave. Weekly	Max. Daily	Highest Average Monthly Discharge	Highest Average Weekly Discharge	Highest Daily Discharge
2,3,7,8-TCDD (Dioxin)	pg/L	--	--	--	<12	--	<12
Acrolein	µg/L	--	--	--	<2	--	<2
Acrylonitrile	µg/L	--	--	--	<2	--	<2
Benzene	µg/L	--	--	--	<0.5	--	<0.5
Bromoform	µg/L	--	--	--	2.5	--	2.5
Carbon Tetrachloride	µg/L	--	--	--	<0.5	--	<0.5
Chlorobenzene	µg/L	--	--	--	<0.5	--	<0.5
Dibromochloromethane	µg/L	--	--	--	12.8	--	12.8
Chloroethane	µg/L	--	--	--	<0.5	--	<0.5
2-chloroethyl vinyl ether	µg/L	--	--	--	<0.5	--	<0.5
Chloroform	µg/L	--	--	--	35.6	--	35.6
Dichlorobromomethane	µg/L	--	--	--	25.8	--	25.8
1,1-dichloroethane	µg/L	--	--	--	<0.5	--	<0.5
1,2-dichloroethane	µg/L	--	--	--	<0.5	--	<0.5
1,1-dichloroethylene	µg/L	--	--	--	<0.5	--	<0.5
1,2-dichloropropane	µg/L	--	--	--	<0.5	--	<0.5
1,3-dichloropropylene	µg/L	--	--	--	<0.5	--	<0.5
Ethylbenzene	µg/L	--	--	--	<0.5	--	<0.5
Methyl bromide	µg/L	--	--	--	<0.5	--	<0.5
Methyl chloride	µg/L	--	--	--	2.2	--	2.2
Methylene chloride	µg/L	--	--	--	0.32	--	0.32
1,1,2,2-tetrachloroethane	µg/L	--	--	--	<0.5	--	<0.5
Tetrachloroethylene	µg/L	--	--	--	<0.5	--	<0.5
Toluene	µg/L	--	--	--	1.3	--	1.3
Trans 1,2-Dichloroethylene	µg/L	--	--	--	<0.5	--	<0.5
1,1,1-Trichloroethane	µg/L	--	--	--	<0.5	--	<0.5
1,1,2-Trichloroethane	µg/L	--	--	--	<0.5	--	<0.5
Trichloroethylene	µg/L	--	--	--	<0.5	--	<0.5
Vinyl Chloride	µg/L	--	--	--	<0.5	--	<0.5
2-chlorophenol	µg/L	--	--	--	<5	--	<5
2,4-dichlorophenol	µg/L	--	--	--	<5	--	<5
2,4-dimethylphenol	µg/L	--	--	--	<2	--	<2
4,6-dinitro-o-resol(aka 2-methyl-4,6-Dinitrophenol)	µg/L	--	--	--	<5	--	<5
2,4-dinitrophenol	µg/L	--	--	--	<5	--	<5
2-nitrophenol	µg/L	--	--	--	<10	--	<10
4-nitrophenol	µg/L	--	--	--	<10	--	<10

REVISED TENTATIVE

Parameter	Units	Effluent Limitation (Order No. R4-2009-0075)			Monitoring Data (July 2009 - June 2014)		
		Average Monthly	Ave. Weekly	Max. Daily	Highest Average Monthly Discharge	Highest Average Weekly Discharge	Highest Daily Discharge
3-Methyl-4-Chlorophenol (aka 4-chloro-m-cresol)	µg/L	--	--	--	<1	--	<1
Pentachlorophenol	µg/L	--	--	--	<1	--	<1
Phenol	µg/L	--	--	--	2.3	--	2.3
2,4,6-trichlorophenol	µg/L	--	--	--	0.42 DNQ	--	0.42 DNQ
Acenaphthene	µg/L	--	--	--	<1	--	<1
Acenaphthylene	µg/L	--	--	--	<10	--	<10
Anthracene	µg/L	--	--	--	<10	--	<10
Benzidine	µg/L	--	--	--	<5	--	<5
Benzo(a)Anthracene	µg/L	--	--	--	0.43 DNQ	--	0.43 DNQ
Benzo(a)Pyrene	µg/L	--	--	--	<0.02	--	<0.02
Benzo(b)Fluoranthene	µg/L	--	--	--	<0.02	--	<0.02
Benzo(ghi)Perylene	µg/L	--	--	--	<5	--	<5
Benzo(k)Fluoranthene	µg/L	--	--	--	<0.02	--	<0.02
Bis(2-Chloroethoxy) methane	µg/L	--	--	--	<5	--	<5
Bis(2-Chloroethyl)Ether	µg/L	--	--	--	<1	--	<1
Bis(2-Chloroisopropyl) Ether	µg/L	--	--	--	<2	--	<2
Bis(2-Ethylhexyl) Phthalate	µg/L	--	--	--	<2	--	<2
4-Bromophenyl Phenyl Ether	µg/L	--	--	--	<5	--	<5
Butylbenzyl Phthalate	µg/L	--	--	--	<10	--	<10
2-Chloronaphthalene	µg/L	--	--	--	<10	--	<10
4-Chlorophenyl Phenyl Ether	µg/L	--	--	--	<5	--	<5
Chrysene	µg/L	--	--	--	<0.02	--	<0.02
Dibenzo(a,h) Anthracene	µg/L	--	--	--	<0.02	--	<0.02
1,2-Dichlorobenzene	µg/L	--	--	--	<0.5	--	<0.5
1,3-Dichlorobenzene	µg/L	--	--	--	<0.5	--	<0.5
1,4-Dichlorobenzene	µg/L	--	--	--	0.29 DNQ	--	0.29 DNQ
3,3'-Dichlorobenzidine	µg/L	--	--	--	<5	--	<5
Diethyl Phthalate	µg/L	--	--	--	0.43 DNQ	--	0.43 DNQ
Dimethyl Phthalate	µg/L	--	--	--	<2	--	<2
Di-n-Butyl Phthalate	µg/L	--	--	--	<2	--	<2
2-4-Dinitrotoluene	µg/L	--	--	--	<5	--	<5
2-6-Dinitrotoluene	µg/L	--	--	--	<5	--	<5
Di-n-Octyl Phthalate	µg/L	--	--	--	<10	--	<10
1,2-Diphenylhydrazine	µg/L	--	--	--	<1	--	<1

REVISED TENTATIVE

Parameter	Units	Effluent Limitation (Order No. R4-2009-0075)			Monitoring Data (July 2009 - June 2014)		
		Average Monthly	Ave. Weekly	Max. Daily	Highest Average Monthly Discharge	Highest Average Weekly Discharge	Highest Daily Discharge
Fluoranthene	µg/L	--	--	--	<1	--	<1
Fluorene	µg/L	--	--	--	<10	--	<10
Hexachlorobenzene	µg/L	--	--	--	<1	--	<1
Hexachlorobutadiene	µg/L	--	--	--	<1	--	<1
Hexachlorocyclopentadiene	µg/L	--	--	--	<5	--	<5
Hexachloroethane	µg/L	--	--	--	<1	--	<1
Indeno(1,2,3-cd)Pyrene	µg/L	--	--	--	<0.02	--	<0.02
Isophorone	µg/L	--	--	--	<1	--	<1
Naphthalene	µg/L	--	--	--	<1	--	<1
Nitrobenzene	µg/L	--	--	--	<1	--	<1
N-Nitrosodimethylamine	µg/L	--	--	--	<5	--	<5
N-Nitrosodi-n-Propylamine	µg/L	--	--	--	<5	--	<5
N-Nitrosodiphenylamine	µg/L	--	--	--	<1	--	<1
Phenanthrene	µg/L	--	--	--	<5	--	<5
Pyrene	µg/L	--	--	--	<10	--	<10
1,2,4-Trichlorobenzene	µg/L	--	--	--	<5	--	<5
Aldrin	µg/L	--	--	--	<0.005	--	<0.01
Alpha-BHC	µg/L	--	--	--	<0.01	--	<0.01
Beta-BHC	µg/L	--	--	--	<0.005	--	<0.005
Gamma-BHC (aka Lindane)	µg/L	--	--	--	<0.01	--	<0.01
delta-BHC	µg/L	--	--	--	<0.005	--	<0.005
Chlordane	µg/L	--	--	--	<0.05	--	<0.05
4,4'-DDT	µg/L	--	--	--	<0.01	--	<0.01
4,4'-DDE	µg/L	--	--	--	<0.01	--	<0.01
4,4'-DDD	µg/L	--	--	--	<0.01	--	<0.01
Dieldrin	µg/L	--	--	--	<0.01	--	<0.01
Alpha-Endosulfan	µg/L	--	--	--	<0.01	--	<0.01
Beta-Endosulfan	µg/L	--	--	--	<0.01	--	<0.01
Delta-Endosulfan	µg/L	--	--	--	<0.01	--	<0.01
Endosulfan Sulfate	µg/L	--	--	--	<0.01	--	<0.01
Endrin	µg/L	--	--	--	<0.01	--	<0.01
Endrin Aldehyde	µg/L	--	--	--	<0.01	--	<0.01
Heptachlor	µg/L	--	--	--	<0.01	--	<0.01
Heptachlor Epoxide	µg/L	--	--	--	<0.01	--	<0.01
PCB 1016	µg/L	--	--	--	<0.1	--	<0.1
PCB 1221	µg/L	--	--	--	<0.5	--	<0.5
PCB 1232	µg/L	--	--	--	<0.3	--	<0.3
PCB 1242	µg/L	--	--	--	<0.1	--	<0.1

REVISED TENTATIVE

Parameter	Units	Effluent Limitation (Order No. R4-2009-0075)			Monitoring Data (July 2009 - June 2014)		
		Average Monthly	Ave. Weekly	Max. Daily	Highest Average Monthly Discharge	Highest Average Weekly Discharge	Highest Daily Discharge
PCB 1248	µg/L	--	--	--	<0.1	--	<0.1
PCB 1254	µg/L	--	--	--	<0.05	--	<0.05
PCB 1260	µg/L	--	--	--	<0.1	--	<0.1
Toxaphene	µg/L	-	--	--	<0.5	--	<0.5
Iron	µg/L	300	--	--	88.5	--	88.5
Total Trihalomethanes	µg/L	80	--	--	61.4	--	74.6
Perchlorate	µg/L	6	--	--	1.1	--	1.1

D. Compliance Summary

1. Toxicity

Although chronic toxicity testing showed that ~~thirteen~~twelve single chronic toxicity effluent tests exhibited results greater than 1.0 TUC (with ~~thirteen~~twelve results greater than 1.0 TUC for the reproduction endpoint and ~~two~~three results greater than 1.0 TUC for the survival endpoint), the 1.0 TUC monthly median trigger was exceeded twice, as follows:

Date	Test Species	Endpoint	NOEC	TUC	Monthly Median (TUC)	EC/IC25	%Effect in 100% Sample
11/17/2009	<i>Ceriodaphnia dubia</i>	Survival Reproduction	100% <20%	1.0 >5.0	5	>100% 16.4%	0% 78.3%
11/26/2009	<i>Ceriodaphnia dubia</i>	Survival Reproduction	80% 20%	1.2 5.0		>75.4% >15.0%	40% 73.2%
11/27/2009	<i>Ceriodaphnia dubia</i>	Survival Reproduction	100% 20%	1.0 5.0		>100% >30.9%	20% 78.9%
12/3/2009	<i>Ceriodaphnia dubia</i>	Survival Reproduction	100% 100%	1.0 1.0	Accel. Test #1	>100% >100%	0% 13.2%
12/15/2009	<i>Ceriodaphnia dubia</i>	Survival Reproduction	100% 100%	1.0 1.0	Accel. Test #2	>100% >100%	0% -28.4%
12/29/2009	<i>Ceriodaphnia dubia</i>	Survival Reproduction	100% 100%	1.0 1.0	Accel. Test #3	>100% >100%	0% 10.8%
1/5/2010	<i>Ceriodaphnia dubia</i>	Survival Reproduction	100% 100%	1.0 1.0	Accel. Test #4	>100% >100%	0% -4.1%
1/19/2010	<i>Ceriodaphnia dubia</i>	Survival Reproduction	100% 100%	1.0 1.0	Accel. Test #5	>100% >100%	10% 8.2%
2/2/2010	<i>Ceriodaphnia dubia</i>	Survival Reproduction	100% <20%	1.0 >5	Accel. Test #6	>100% 9.3%	0% 74.1%
2/16/2010	<i>Ceriodaphnia dubia</i>	Survival Reproduction	100% 100%	1.0 1.0	Accel. Test #7	>100% >100%	0% -13%

Date	Test Species	Endpoint	NOEC	TUc	Monthly Median (TUc)	EC/IC25	%Effect in 100% Sample
6/3/2010	<i>Ceriodaphnia dubia</i>	Survival Reproduction	100% 80%	1.0 1.2	1	>100% >100%	0% 13.6%
6/15/2010	<i>Ceriodaphnia dubia</i>	Survival Reproduction	100% 100%	1.0 1.0		>100% >100%	0% -12.2%
6/18/2010	<i>Ceriodaphnia dubia</i>	Survival Reproduction	100% 100%	1.0 1.0		>100% >100%	10% 9.7%
6/7/2011	<i>Ceriodaphnia dubia</i>	Survival Reproduction	100% 80%	1.0 1.2	1	>100% >100%	10% 24.7%
	<i>Pimephales promelas</i>	Survival Growth	100% 100%	1.0 1.0		>100% >100%	0% 1.7%
6/16/2011	<i>Ceriodaphnia dubia</i>	Survival Reproduction	100% 80%	1.0 1.2		>100% >100%	10% 19.6%
6/21/2011	<i>Ceriodaphnia dubia</i>	Survival Reproduction	100% 100%	1.0 1.0		48.8% 40.9%	10% 28.8%
6/28/2011	<i>Ceriodaphnia dubia</i>	Survival Reproduction	100% 100%	1.0 1.0		55% 55.4%	20% 27.7%
6/29/2011	<i>Ceriodaphnia dubia</i>	Survival Reproduction	100% 100%	1.0 1.0		>100% >100%	0% 11.6%
8/2/2013	<i>Ceriodaphnia dubia</i>	Survival Reproduction	100% 75%	1.0 1.3	1.3	>100% 24.7%	11.1% 24.3%
8/15/2013	<i>Ceriodaphnia dubia</i>	Survival Reproduction	100% 75%	1.0 1.3		>100% >100%	0% 13.3%
8/20/2013	<i>Ceriodaphnia dubia</i>	Survival Reproduction	100% 75%	1.0 1.3		>100% >100%	0% 16.1%
9/5/2013	<i>Ceriodaphnia dubia</i>	Survival Reproduction	Invalid	None reported	Accel. Test #1	Invalid	Invalid
9/17/2013	<i>Ceriodaphnia dubia</i>	Survival Reproduction	12.5% 12.5%	8.0 8.0	Accel. Test #2	19.4% 17.1%	30% 57%
10/1/2013	<i>Ceriodaphnia dubia</i>	Survival Reproduction	100% 100%	1.0 1.0	Accel. Test #3	>100% >100%	0% -4.5%
10/15/2013	<i>Ceriodaphnia dubia</i>	Survival Reproduction	<12.5% <12.5%	>8 >8	Accel. Test #4	10.4% 7.9%	40% 38.4%
10/24/2013	Toxicity Reduction Evaluation (TRE) Initiated						
Nov 2013	Chronic toxicity sample result was not included in report because of the ongoing TRE. Compliance toxicity requirements were not conducted during this period.						
Dec 2013	Same as above.						

REVISED TENTATIVE

Date	Test Species	Endpoint	NOEC	TUc	Monthly Median (TUc)	EC/IC25	%Effect in 100% Sample
Jan 2014	Same as above.						
Feb 2014	Same as above.						
March 2014	Same as above.						
April 2014	Same as above.						
May 2014	TRE was inconclusive. Regular testing to resume next month (June 2014).						
6/10/2014	<i>Ceriodaphnia dubia</i>	Survival Reproduction	100% 100%	1.0 1.0	1	>100% >100%	0% 9.0%

REVISED

TENTATIVE

The toxicity test results from September 5, 2013, were invalid due to a malfunction in the lab's filtration tank. The toxicity test results from November 2009 and August 2013 exceeded the 1.0 TUc monthly median. The toxicity test results from February 2010, September 2013, and October 2013 were accelerated tests and were not considered violations by the Discharger. Following the individual test exceedances in June 2010 and June 2011, the Permittee conducted additional testing during the month and was able to meet the monthly median trigger of 1.0 TUc. There was no observable pattern to the individual trigger exceedances.

The Permittee initiated accelerated testing in September 2013 following the August 2013 exceedance of the Monthly Median 1.0 TUc trigger. It consisted of four accelerated tests that continued until two of six consecutive accelerated tests exhibited a TUc of greater than 1.0. Since toxicity was persistent in the effluent, during the accelerated testing period, the Permittee had to investigate what caused the 1 TUc trigger to be exceeded. The Permittee implemented the Toxicity Reduction Evaluation (TRE) Work Plan beginning in October 24, 2013 and submitted the final TRE report to the Regional Water Board on August 13, 2014. However, the results of the TIE were inconclusive and the cause of toxicity could not be determined. The Permittee resumed regular toxicity testing once toxicity was no longer observed in the effluent.

Eighteen acute toxicity testing results from the same period did not exceed any acute toxicity requirements.

On June 6, 2014, the Regional Water Board issued the Santa Clarita Valley Sanitation District of Los Angeles County a Notice of Violation for failure to report a valid toxicity test result in September 2011 (effluent).

2. Other Violations

- The Permittee submitted deficient monitoring reports for July 2009, when semiannual results for chlorpyrifos and diazinon and monthly results for Total Kjeldahl Nitrogen and Total Trihalomethanes were not reported.

- b. The Permittee failed to complete Task 17(a) in Attachment K of Order No. R4-2009-0075, which required the submittal of a Programmatic Environmental Impact Report (EIR) and a Wastewater Facilities Plan. On May 27, 2011, the Regional Water Board issued a Notice of Violation (NOV) to SCVSD for failure to complete task 17(a). On November 26, 2012, the Executive Officer issued an Administrative Civil Liability Complaint (ACLC) (R4-2012-0160) to SCVSD for \$280,250 for failure to comply with Task 17(a). The Prosecution Team for the Regional Water Board comprised of staff from the Regional Water Board and counsel from the Office of Enforcement entered into settlement negotiations with SCVSD. After negotiation, the parties agreed to the imposition of \$225,000 in liability against SCVSD, \$97,500 of which would be allocated to a Supplemental Environmental Project (SEP). In addition to the fine, SCVSD was required to circulate a draft Facilities Plan and EIR by April 30, 2013, and to consider for approval a final Plan and EIR by October 31, 2013. SCVSD has complied with the terms of the settlement agreement. On April 22, 2013, SCVSD submitted a draft chloride compliance Facilities Plan and EIR for public comments. The plan described four potential alternatives to comply with the current Chloride TMDL. On October 10, 2013, SCVSD released a final chloride compliance Facilities Plan and EIR (Sanitation District of Los Angeles County, 2013), in which it proposed implementation of Alternative 4, designated as Phased AWRM and derived from the original AWRM Program, and proposed Alternative 2 as an alternative recommendation.
 - c. On 9/13/2009, the Saugus WRP exceeded its 80 µg/L final effluent limitation for Total Trihalomethanes with a reported value of 82.2 µg/L.
 3. **Spills**

There were no spills from 2009 through 2013. However, on August 5, 2013, the Saugus WRP experienced a 15-second tertiary filter bypass due to removal and cleaning of the filter feed low level probes. During the incident, approximately 132 gallons of secondary effluent in the filter feed wet well crested a bypass weir and continued to the chlorine contact tanks for disinfection. The filter bypass incident did not violate the NPDES permit because all of the effluent discharge limitations were in compliance at all times.
 4. **Plant Shut Downs**

The plant was not shut down hydraulically from 2009 to 2014.

E. Planned Changes

The Saugus WRP's treatment system had been upgraded in the past to nitrify and de-nitrify the effluent for ammonia-nitrogen and nitrate-nitrogen removal. Major plant upgrades are proposed by the Permittee for the Saugus WRP to achieve compliance with the *Upper Santa Clara River Chloride TMDL*. SCVSD proposes to implement the EIR alternative which includes construction of UV disinfection facilities at both the Saugus and Valencia WRPs, coupled with membrane filtration/reverse osmosis (MF/RO) facilities and brine disposal via deep well injection (DWI) at the Valencia WRP. These facilities are necessary to attain the chloride numeric target in Reach 5 of the Santa Clara River, downstream of the WRPs.

III. APPLICABLE PLANS, POLICIES, AND REGULATIONS

The requirements contained in this Order are based on the requirements and authorities described in this section.

A. Legal Authorities

This Order serves as WDRs pursuant to article 4, chapter 4, division 7 of the California Water Code (CWC; commencing with section 13260). This Order is also issued pursuant to section 402 of the federal Clean Water Act (CWA) and implementing regulations adopted by the United States Environmental Protection Agency (USEPA) and chapter 5.5, division 7 of the CWC (commencing with section 13370). It shall serve as an NPDES permit for point source discharges from this Facility to surface waters.

B. California Environmental Quality Act (CEQA)

Under CWC section 13389, this action to adopt an NPDES permit is exempt from the provisions of Chapter 3 of CEQA, (commencing with section 21100) of Division 13 of the Public Resources Code.

C. State and Federal Laws, Regulations, Policies, and Plans

- 1. Water Quality Control Plan.** The Regional Water Board adopted a Water Quality Control Plan for the Los Angeles Region (Basin Plan) on June 4, 1994 that designates beneficial uses, establishes water quality objectives (WQOs), and contains implementation programs and policies to achieve those objectives for all waters addressed through the plan. Requirements in this Order implement the Basin Plan. In addition, the Basin Plan implements State Water Board Resolution 88-63, which established state policy that all waters, with certain exceptions, should be considered suitable or potentially suitable for municipal or domestic supply. On May 26, 2000, the USEPA approved the revised Basin Plan except for the implementation plan for potential MUN-designated water bodies. On August 22, 2000, the City of Los Angeles, City of Burbank, City of Simi Valley, and the County Sanitation Districts of Los Angeles County challenged USEPA's water quality standards action in the U.S. District Court. On December 18, 2001, the court issued an order remanding the matter to USEPA to take further action on the 1994 Basin Plan consistent with the court's decision. On February 15, 2002, USEPA revised its decision and approved the 1994 Basin Plan in whole. In its February 15, 2002 letter, USEPA stated:

EPA bases its approval on the court's finding that the Regional Board's identification of waters with an asterisk ("*") in conjunction with the implementation language at page 2-4 of the 1994 Basin Plan, was intended "to only conditionally designate and not finally designate as MUN those water bodies identified by an (*) for the MUN use in Table 2-1 of the Basin Plan, without further action." Court Order at p. 4. Thus, the waters identified with an (*) in Table 2-1 do not have MUN as a designated use until such time as the State undertakes additional study and modifies its Basin Plan. Because this conditional use designation has no legal effect, it does not constitute a new water quality standard subject to EPA review under section 303(c)(3) of the Clean Water Act ("CWA"). 33 U.S.C. § 1313(c)(3).

USEPA's decision has no effect on the MUN designations of groundwater.

Beneficial uses applicable to Santa Clara River are as follows:

REVISED
TENTATIVE

Table F-3. Basin Plan Beneficial Uses – Receiving Waters

Hydrologic Unit Code (HUC)	Receiving Water Name	Beneficial Use(s)
180701020403 (Hydro unit 403.51)	Santa Clara River Reach 6 (West Pier Hwy 99 to Bouquet Canyon Rd)	<u>Existing:</u> Industrial service supply (IND), industrial process supply (PROC), and agricultural supply (AGR); groundwater recharge (GWR); freshwater replenishment (FRSH); water contact (REC-1) and non-contact water recreation (REC-2); rare, threatened, or endangered species (RARE); warm freshwater habitat (WARM), and wildlife habitat (WILD). <u>Potential:</u> Municipal and domestic water supply (MUN ²)
180701020403 (Hydro unit 403.51)	Santa Clara River Reach 5 (Blue Cut gaging station to West Pier Hwy 99)	<u>Existing:</u> IND; PROC; AGR; GWR; FRSH; REC-1; REC-2; RARE; WARM; WILD; and, wetland ^[1] habitat (WET). <u>Potential:</u> MUN ² .
180701020403 (Hydro unit 403.41)	Santa Clara River Reach 4B (Piru Creek to Blue Cut gaging station)	<u>Existing:</u> IND, PROC, AGR, GWR, FRSH, REC-1, REC-2, RARE; migration of aquatic organisms (MIGR); WARM, WILD, WET <u>Potential:</u> MUN ² .
180701020802 (Hydro unit 403.31)	Santa Clara River reach 4A (A Street to Piru Creek)	<u>Existing:</u> IND, PROC, AGR, GWR, FRSH, REC-1, REC-2, RARE, MIGR, WARM, WILD, and WET; <u>Potential:</u> MUN.
180701020903, 180701020902 & 180701020802 (Hydro unit 403.21)	Santa Clara River Reach 3 (Freeman Diversion to Santa Paula Creek, Santa Paula Creek to Sespe Creek, & Sespe Creek to A Street, Fillmore)	<u>Existing:</u> IND, PROC, AGR, GWR, FRSH, REC-1, REC-2, RARE, MIGR, WARM, WILD, and WET <u>Potential:</u> MUN ² .
180701020904 & 180701020903 (Hydro unit 403.11)	Santa Clara River Reach 2 (Highway 101 bridge to Ellsworth Barranca & Ellsworth Barranca to Freeman Diversion)	<u>Existing:</u> IND, PROC, AGR, GWR, FRSH, REC-1, REC-2, RARE, MIGR, WARM, COLD, WILD, and WET <u>Potential:</u> MUN ² ,
180701020904 (Hydro unit 403.11)	Santa Clara River Reach 1 (Estuary to Highway 101 bridge)	<u>Existing:</u> IND, PROC, AGR, GWR, FRSH, REC-1, REC-2, RARE, MIGR, WARM, COLD, WILD, and WET <u>Potential:</u> MUN ² ,
180701020904 (Hydro unit 403.11)	Santa Clara River Estuary (Ends at Harbor Blvd.)	<u>Existing:</u> Navigation (NAV), REC-1, REC-2, commercial and sport fishing (COMM), estuarine habitat (EST), marine habitat (MAR), WILD, WET, RARE, MIGR, spawning, reproduction, and/or early development (SPWN).

² The potential municipal and domestic supply (p*MUN) beneficial use for the waterbody is consistent with the State Water Resources Control Board Resolution 88-63 and Regional Water Board Resolution No. 89-003; however, the Regional Water Board has only conditionally designated the MUN beneficial use of the surface water and at this time cannot establish effluent limitations designed to protect the conditional designation.

Beneficial uses of the receiving ground waters are as follows:

Table F-4. Basin Plan Beneficial Uses – Ground Waters

Department of Water Resources (DWR) Basin	Receiving Water Name	Beneficial Use(s)				
		MUN	IND	PROC	AGR	AQUA
4-4.07	Santa Clara River Valley East					
	Mint Canyon	existing	existing	existing	existing	
	South Fork	existing	existing	existing	existing	
	Placerita Canyon	existing	existing	existing	existing	
	Bouquet and San Francisquito Canyons	existing	existing	existing	existing	
	Castaic Valley	existing	existing	existing	existing	
	Saugus Aquifer	existing				

2. **National Toxics Rule (NTR) and California Toxics Rule (CTR).** USEPA adopted the NTR on December 22, 1992, and later amended it on May 4, 1995 and November 9, 1999. About forty criteria in the NTR applied in California. On May 18, 2000, USEPA adopted the CTR. The CTR promulgated new toxics criteria for California and, in addition, incorporated the previously adopted NTR criteria that were applicable in the state. The CTR was amended on February 13, 2001. These rules contain federal water quality criteria for priority pollutants.
3. **State Implementation Policy (SIP).** On March 2, 2000, the State Water Board adopted the Policy for Implementation of Toxics Standards for Inland Surface Waters, Enclosed Bays, and Estuaries of California (State Implementation Policy or SIP). The SIP became effective on April 28, 2000, with respect to the priority pollutant criteria promulgated for California by the USEPA through the NTR and to the priority pollutant objectives established by the Regional Water Board in the Basin Plan. The SIP became effective on May 18, 2000, with respect to the priority pollutant criteria promulgated by the USEPA through the CTR. The State Water Board adopted amendments to the SIP on February 24, 2005, that became effective on July 13, 2005. The SIP establishes implementation provisions for priority pollutant criteria and objectives and provisions for chronic toxicity control. Requirements of this Order implement the SIP.
4. **Alaska Rule.** On March 30, 2000, USEPA revised its regulation that specifies when new and revised state and tribal water quality standards become effective for CWA purposes (40 CFR § 131.21, 65 Federal Register 24641 (April 27, 2000)). Under the revised regulation (also known as the Alaska Rule), new and revised standards submitted to USEPA after May 30, 2000, must be approved by USEPA before being used for CWA purposes. The final rule also provides that standards already in effect and submitted to USEPA by May 30, 2000, may be used for CWA purposes, whether or not approved by USEPA.
5. **Stringency of Requirements for Individual Pollutants.** This Order contains both technology-based effluent limitations (TBELs) and water quality-based effluent limitations (WQBELs) for individual pollutants. The TBELs consist of restrictions on BOD, TSS, oil and grease, settleable solids, turbidity, pH, and percent removal of BOD and TSS. Restrictions on BOD, TSS, oil and grease, settleable solids, turbidity, and pH are discussed in section IV.B.2 of the Fact Sheet. This Order's technology-based pollutant restrictions implement the minimum, applicable federal technology-based requirements. In addition, this Order contains effluent limitations more stringent than the minimum, federal technology-based requirements that are carried over from the previous permit.

REVISED TENTATIVE

- WQBELs have been scientifically derived to implement WQOs that protect beneficial uses. Both the beneficial uses and the WQOs have been approved pursuant to federal law and are the applicable federal water quality standards. All beneficial uses and WQOs contained in the Basin Plan and the Ocean Plan were approved under state law and submitted to and approved by USEPA prior to May 30, 2000. Any WQOs and beneficial uses submitted to USEPA prior to May 30, 2000, but not approved by USEPA before that date, are nonetheless “applicable water quality standards for purposes of the CWA” pursuant to 40 CFR § 131.21(c)(1). Collectively, this Order’s restrictions on individual pollutants are no more stringent than required to implement the requirements of the CWA.
6. **Antidegradation Policies.** Federal regulation 40 CFR § 131.12 requires that state water quality standards include an antidegradation policy consistent with the federal antidegradation policy. The State Water Board established California’s antidegradation policy in State Water Board Resolution 68-16 (“Statement of Policy with Respect to Maintaining the Quality of the Waters of the State”). Resolution 68-16 is deemed to incorporate the federal antidegradation policy where the federal policy applies under federal law. Resolution 68-16 requires that existing water quality be maintained unless degradation is justified based on specific findings. The Regional Water Board’s Basin Plan implements, and incorporates by reference, both the state and federal antidegradation policies. The discharges permitted in this Order are consistent with the antidegradation provisions of 40 CFR § 131.12 and State Water Board Resolution 68-16.
 7. **Anti-Backsliding Requirements.** Sections 402(o) and 303(d)(4) of the CWA and federal regulations at 40 CFR § 122.44(l) restrict backsliding in NPDES permits. These anti-backsliding provisions require that effluent limitations in a reissued permit be as stringent as those in the previous permit, with some exceptions in which limitations may be relaxed.
 8. **Endangered Species Act (ESA) Requirements.** This Order does not authorize any act that results in the taking of a threatened or endangered species or any act that is now prohibited, or becomes prohibited in the future, under either the California ESA (Fish and Game Code, sections 2050 to 2097) or the Federal ESA (16 USC sections 1531 to 1544). This Order requires compliance with effluent limitations, receiving water limitations, and other requirements to protect the beneficial uses of waters of the state. The Permittee is responsible for meeting all requirements of the applicable ESA.
 9. **Water Rights.** Prior to making any change in the point of discharge, place of use, or purpose of use of treated wastewater that results in a decrease of flow in any portion of a surface or subterranean stream, the Permittee must file a petition with the State Water Board (State Water Board), Division of Water Rights, and receive approval for such a change. The State Water Board retains the jurisdictional authority to enforce such requirements under CWC section 1211.
 10. **Domestic Water Quality.** It is the policy of the State of California that every human being has the right to safe, clean, affordable, and accessible water adequate for human consumption, cooking, and sanitary purposes. This order promotes that policy by requiring discharges to meet maximum contaminant levels developed to protect human health and ensure that water is safe for domestic use.

11. **Water Recycling** - In accordance with statewide policies concerning water reclamation³, this Regional Water Board strongly encourages, wherever practical, water recycling, water conservation, and use of storm water and dry-weather urban runoff. The Permittee submitted a feasibility study on January 3, 2014, investigating the feasibility of recycling, conservation, and/or alternative disposal methods of wastewater (such as groundwater injection) and/or use of storm water and dry-weather urban runoff. The Permittee shall submit an update to this feasibility study as part of the submittal of the Report of Waste Discharge (ROWD) for the next permit renewal.
12. **Monitoring and Reporting.** 40 CFR § 122.48 requires that all NPDES permits specify requirements for recording and reporting monitoring results. CWC sections 13267 and 13383 authorize the Regional Water Board to require technical and monitoring reports. The Monitoring and Reporting Program (MRP) establishes monitoring and reporting requirements to implement federal and state requirements. This MRP is provided in Attachment E.
13. **Sewage Sludge/Biosolids Requirements.** Section 405 of the CWA and implementing regulations at 40 CFR part 503 require that producers of sewage sludge/biosolids meet certain reporting, handling, and use or disposal requirements. The state has not been delegated the authority to implement this program; therefore, USEPA is the implementing agency to require compliance with 40 CFR Part 503.

D. Impaired Water Bodies on CWA 303(d) List

The State Water Board proposed the California 2008-2010 Integrated Report from a compilation of the adopted Regional Water Boards' Integrated Reports containing 303(d) List of Impaired Waters and 305(b) Reports following recommendations from the Regional Water Boards and information solicited from the public and other interested parties. The Regional Water Boards' Integrated Reports were used to revise their 2006 303(d) List. On August 4, 2010, the State Water Board adopted the California 2008-2010 Integrated Report. On November 12, 2010, the USEPA approved California 2008-2010 Integrated Report Section 303(d) List of Impaired Waters requiring Total Maximum Daily Loads (TMDL) for the Los Angeles Region. The 303(d) List can be viewed at the following link:

http://www.waterboards.ca.gov/water_issues/programs/tmdl/integrated2010.shtml

Santa Clara River Creek Reach 6 (West Pier Hwy 99 to Bouquet Canyon Road) (was named Santa Clara River Reach 8 on 2002 303(d) list) - Hydrologic unit 403.51 or 180701020403 USGS, Calwater HUC Watershed boundary dataset HUC 18070102
Pollutants: Chloride, Chlorpyrifos, Coliform Bacteria, Copper, Diazinon, Toxicity, and Iron.

Santa Clara River Creek Reach 5 (Blue Cut gaging station to West Pier Hwy 99 Bridge) (was named Santa Clara River Reach 7 on 2002 303(d) list) - Hydrologic unit 403.51 or 40351000, USGS, Calwater HUC Watershed boundary dataset HUC 18070102~~3~~
Pollutants: Chloride, Coliform Bacteria, and Iron.

Santa Clara River Reach 3 (Freeman Diversion to A Street) -- Hydrologic unit 403.31 or 40331000, CalwaterUSGS HUC Watershed boundary dataset HUC 18070103
Pollutants: Ammonia, chloride, total dissolved solids, and toxicity.

³ See, e.g., CWC sections 13000 and 13550-13557, State Water Board Resolution No. 77-1 (Policy with Respect to Water Reclamation in California), and State Water Board Resolution No. 2009-0011 (Recycled Water Policy).

Santa Clara River Reach 1 (Estuary to Hwy 101 Bridge) -- Hydrologic unit 403.11 or
40311000, ~~Calwater~~USGS HUC/ Watershed boundary dataset HUC 18070103
Pollutants: Toxicity.

Santa Clara River Estuary -- Hydrologic unit 403.11 or 40311000, ~~Calwater~~ USGS
HUC/Watershed boundary dataset HUC 18070103
Pollutants: Chem A, Coliform Bacteria, Nitrate as Nitrogen, Toxaphene, and Toxicity.

E. Other Plans, Policies and Regulations

1. Sources of Drinking Water Policy. On May 19, 1988, the State Water Board adopted Resolution No. 88-63, Sources of Drinking Water (SODW) Policy, which established a policy that all surface and ground waters, with limited exemptions, are suitable or potentially suitable for municipal and domestic supply. To be consistent with State Water Board's SODW Policy, on March 27, 1989, the Regional Water Board adopted Resolution No. 89-03, Incorporation of Sources of Drinking Water Policy into the Water Quality Control Plans (Basin Plans) – Santa Clara River Basin (4A)/ Los Angeles River Basin (4B).

Consistent with Regional Water Board Resolution No. 89-03 and State Water Board Resolution No. 88-63, in 1994 the Regional Water Board conditionally designated all inland surface waters in Table 2-1 of the 1994 Basin Plan as existing, intermittent, or potential for Municipal and Domestic Supply (MUN). However, the conditional designation in the 1994 Basin Plan included the following implementation provision: "no new effluent limitations will be placed in Waste Discharge Requirements as a result of these [potential MUN designations made pursuant to the SODW policy and the Regional Water Board's enabling resolution] until the Regional Water Board adopts [a special Basin Plan Amendment that incorporates a detailed review of the waters in the Region that should be exempted from the potential MUN designations arising from SODW policy and the Regional Water Board's enabling resolution]." On February 15, 2002, the USEPA clarified its partial approval (May 26, 2000) of the 1994 Basin Plan amendments and acknowledged that the conditional designations do not currently have a legal effect, do not reflect new water quality standards subject to USEPA review, and do not support new effluent limitations based on the conditional designations stemming from the SODW Policy until a subsequent review by the Regional Water Board finalizes the designations for these waters. This permit is designed to be consistent with the existing Basin Plan.

2. **Title 22 of the California Code of Regulations (CCR Title 22).** The California Department of Public Health (CDPH) established primary and secondary maximum contaminant levels (MCLs) for inorganic, organic, and radioactive contaminants in drinking water. These MCLs are codified in Title 22. The Basin Plan (Chapter 3) incorporates Title 22 primary MCLs by reference. This incorporation by reference is prospective, including future changes to the incorporated provisions as the changes take effect. Title 22 primary MCLs have been used as bases for effluent limitations in WDRs and NPDES permits to protect groundwater recharge beneficial use when that receiving groundwater is designated as MUN. Also, the Basin Plan specifies that "Ground waters shall not contain taste or odor-producing substances in concentrations that cause nuisance or adversely affect beneficial uses."
3. **Secondary Treatment Regulations.** 40 CFR part 133 of establishes the minimum levels of effluent quality to be achieved by secondary treatment. These limitations, established by

REVISED

TENTATIVE

USEPA, are incorporated into this Order, except where more stringent limitations are required by other applicable plans, policies, or regulations or to prevent backsliding.

4. **Storm Water.** CWA section 402(p), as amended by the Water Quality Act of 1987, requires NPDES permits for storm water discharges. Pursuant to this requirement, in 1990, USEPA promulgated 40 CFR § 122.26 that established requirements for storm water discharges under an NPDES program. To facilitate compliance with federal regulations, on November 1991, the State Water Board issued a statewide general permit, *General NPDES Permit No. CAS000001 and Waste Discharge Requirements for Discharges of Storm Water Associated with Industrial Activities*. This permit was amended in September 1992 and reissued on April 17, 1997 in State Water Board Order No. 97-03-DWQ to regulate storm water discharges associated with industrial activity. *General NPDES Permit No. CAS000001* was revised on April 1, 2014 and becomes effective on July 1, 2015.

Stormwater runoff from the Saugus WRP is regulated separately under General NPDES permit No. CAS000001. On June 4, 1992, the City filed a Notice of Intent to comply with the requirements of the general permit. The Permittee developed and currently implements a Storm Water Pollution Prevention Plan (SWPPP), to comply with the State Water Board's General NPDES permit No. CAS000001.

5. **Sanitary Sewer Overflows (SSOs).** The CWA prohibits the discharge of pollutants from point sources to surface waters of the United States unless authorized under an NPDES permit. (33 United States Code (USC) sections 1311 and 1342). The State Water Board adopted General WDRs for Sanitary Sewer Systems, (Water Quality Order No. 2006-0003-DWQ; SSO WDR) on May 2, 2006, to provide a consistent, statewide regulatory approach to address SSOs. The SSO WDR requires public agencies that own or operate sanitary sewer systems to apply for coverage under the SSO WDR, develop and implement sewer system management plans, and report all SSOs to the State Water Board's online SSO database. Regardless of the coverage obtained under the SSO WDR, the Permittee's collection system is part of the POTW that is subject to this NPDES permit. As such, pursuant to federal regulations, the Permittee must properly operate and maintain its collection system (40 CFR § 122.41 (e)), report any non-compliance (40 CFR § 122.41(1)(6) and (7)), and mitigate any discharge from the collection system in violation of this NPDES permit (40 CFR § 122.41(d)).

The requirements contained in this Order sections VI.C.3.b (Spill Cleanup Contingency Plan section), VI.C.4 (Construction, Operation and Maintenance Specifications section), and VI.C.6 (Spill Reporting Requirements section) are intended to be consistent with the requirements of the SSO WDR. The Regional Water Board recognizes that there may be some overlap between these NPDES permit provisions and SSO WDR requirements, related to the collection systems. The requirements of the SSO WDR are considered the minimum thresholds (see Finding 11 of State Water Board Order No. 2006-0003-DWQ). To encourage efficiency, the Regional Water Board will accept the documentation prepared by the Permittees under the SSO WDR for compliance purposes as satisfying the requirements in sections VI.C.3.b, VI.C.4, and VI.C.6, provided the more stringent provisions contained in this NPDES permit are also addressed. Pursuant to SSO WDR, section D, provision 2(iii) and (iv), the provisions of this NPDES permit supersede the SSO WDR, for all purposes, including enforcement, to the extent the requirements may be deemed duplicative.

6. **Watershed Management** - This Regional Water Board has been implementing a Watershed Management Approach (WMA) to address water quality protection in the Los Angeles Region, as detailed in the Watershed Management Initiative (WMI). The WMI is

REVISED
TENTATIVE

designed to integrate various surface and ground water regulatory programs while promoting cooperative, collaborative efforts within a watershed. It is also designed to focus limited resources on key issues and use sound science. Information about the Santa Clara River Watershed and other watersheds in the region can be obtained from the Regional Water Board's web site at http://www.waterboards.ca.gov/losangeles/water_issues/programs/regional_program/index.shtml#Watershed. The WMA emphasizes cooperative relationships between regulatory agencies, the regulated community, environmental groups, and other stakeholders in the watershed to achieve the greatest environmental improvements with the resources available.

The accompanying Order fosters the implementation of this approach by protecting beneficial uses in the watershed and requiring the Discharger to participate with other stakeholders, in the development and implementation of a watershed-wide monitoring program. The Monitoring and Reporting Program (Attachment E) requires the Discharger to undertake the responsibilities delineated under an approved watershed-wide monitoring plan in the implementation of the Watershed-wide Monitoring Program for the Santa Clara River, which was approved by the Regional Water Board on July 3, 2012.

The Regional Water Board has prepared and periodically updates its Watershed Management Initiative Chapter, the latest is updated June 2000. This document contains a summary of the region's approach to watershed management. It addresses each watershed and the associated water quality problems and issues. It describes the background and history of each watershed, current and future activities, and addresses TMDL development. The information can be accessed on our website: http://www.waterboards.ca.gov/losangeles/water_issues/programs/regional_program/watershed/index.shtml.

7. **Relevant TMDLs** – Section 303(d) of the CWA requires states to identify water bodies that do not meet water quality standards and then to establish TMDLs for each waterbody for each pollutant of concern. TMDLs identify the maximum amount of pollutants that can be discharged to waterbodies without causing violations of water quality standards.
 - a. **Upper Santa Clara River Watershed Chloride TMDL** – On October 24, 2002, the Regional Water Board adopted Resolution No. 2002-018, Amendment to the Basin Plan for the Los Angeles Region to Incorporate a Total Maximum Daily Load to Reduce Chloride Loading in the Upper Santa Clara River. Soon after, the Regional Water Board submitted the TMDL to the State Water Board for approval. On February 19, 2003, the State Water Board adopted Resolution No. 2003-0014, the "Remand Resolution," finding that the Regional Water Board staff prepared the documents and followed procedures satisfying environmental documentation requirements in accordance with the California Environmental Quality Act, scientific peer review, and other State laws and regulations to develop a TMDL. However, the Remand Resolution directed the Regional Water Board to consider revising the implementation provisions of the chloride TMDL. On July 10, 2003, the Regional Water Board reconsidered Resolution No. 2002-018, in light of the Remand Resolution, and adopted Resolution No. 2003-008 which modified the chloride TMDL implementation provisions by:
 - Expanding the phased-TMDL approach to allow CSDLAC to complete the implementation tasks sequentially and within 13 years;

- Extending the interim limits beyond the proposed two and a half years but not to exceed 13 years, so that the interim limits may remain in effect during the planning, construction, and execution portions of the TMDL's implementation tasks; and,
- Modifying the TMDL analysis task list to include an assessment/ evaluation of alternative water supplies for agricultural beneficial uses.

On May 6, 2004, the Regional Water Board adopted Resolution No. 04-004, further modifying the Chloride TMDL by revising the chloride interim limits. The Upper Santa Clara River Chloride TMDL was approved by the State Water Board, OAL, and USEPA on July 22, 2004, November 15, 2004, and April 28, 2005, respectively. It became effective on May 4, 2005.

On August 3, 2006, the Regional Water Board adopted Resolution No. R4-2006-016, *Amendment to the Water Quality Control Plan for the Los Angeles Region through revision of the Implementation Plan for the Upper Santa Clara River Chloride TMDL*, which proposed to shorten the compliance period by two years, requiring compliance with the chloride final waste load allocation within eleven years from effective date of the TMDL, rather than thirteen years. Resolution No. R4-2006-016 was approved by the State Water Board and OAL on May 22, 2007 and August 15, 2007, respectively. However, the TMDL compliance schedule provisions contained in Resolution No. R4-2006-016 need not be acted upon by USEPA separately under 303(c), because USEPA considers those TMDL compliance schedule provisions to have been authorized by the State Water Board's Compliance Schedule Policy. The State Water Board's Compliance Schedule Policy became effective on December 17, 2008.

On December 11, 2008, the Regional Water Board adopted Resolution No. R4-2008-012, *Amendment to the Water Quality Control Plan for the Los Angeles Region to Adopt Site Specific Chloride Objectives and to Revise the Upper Santa Clara River Chloride TMDL*, which proposed to incorporate site specific objectives (SSOs) for chloride in Reaches 4B, 5, and 6 of the Santa Clara River and the groundwater basins underlying those reaches. Resolution No. R4-2008-012 was approved by State Water Board, OAL, and USEPA on December 9, 2009, February 2, 2010, and April 14, 2010, respectively.

On October 9, 2014, the Regional Water Board adopted *Amendment to the Water Quality Control Plan for the Los Angeles Region to Incorporate an Averaging Period for Chloride Water Quality Objectives in Reaches 4B, 5, 6; Incorporate new Site Specific Objectives for Chloride in Reach 5 and 6; and Revise the Total Maximum Daily Load for Chloride in the Upper Santa Clara River* (Resolution No. R14-010), which:

- Revised the TMDL compliance deadline from May 4, 2015 to July 1, 2019, to provide time for permitting, design, construction, and start-up of the new facilities.
- Revised the chloride water quality objective for the upper Santa Clara River to include a 3-month averaging period rather than the current application as an instantaneous maximum concentration.

REVISED
TENTATIVE

- Revised the chloride water quality objectives in Reaches 5 and 6 and the corresponding TMDL WLAs for the Saugus and Valencia WRPs in order to eliminate the need to pump reverse osmosis product water from the Valencia WRP to the Saugus WRP, to meet 100 mg/L as a flow-weighted 3-month average in the discharge from both plants. The chloride water quality objectives for Reach 5 upstream of the Valencia WRP and Reach 6 were revised from 100 mg/L to 150 mg/L and a corresponding modification was made to the waste load allocation for the Saugus WRP. The Valencia WRP is now assigned a variable waste load allocation less than 100 mg/L as a 3-month rolling average, which would allow the Saugus WRP to discharge up to 150 mg/L as a 3-month rolling average, while still meeting the numeric target of 100 mg/L as a 3-month rolling average in Reach 5 immediately downstream of the Valencia WRP. The TMDL revisions include interim milestones to ensure that the facilities needed to attain flow-weighted WLAs are constructed in time for the Saugus and Valencia WRPs to attain the final WLAs.

Resolution No. R14-010 was approved by the State Water Board on December 16, 2014, but is awaiting approval from OAL and USEPA.

- b. **Santa Clara River Watershed Nitrogen Compounds TMDL.** On August 7, 2003, the Regional Water Board adopted Resolution No. 2003-011, *Amendment to the Basin Plan for the Los Angeles Region to Include a TMDL for Nitrogen Compounds in the Santa Clara River (Nitrogen Compounds TMDL)*. The TMDL was approved from State Water Board, OAL, and USEPA on November 19, 2003, February 27, 2004, and March 18, 2004, respectively. The *Santa Clara River Nitrogen Compounds TMDL* became effective on March 23, 2004.

IV. RATIONALE FOR EFFLUENT LIMITATIONS AND DISCHARGE SPECIFICATIONS

The CWA requires point source dischargers to control the amount of conventional, non-conventional, and toxic pollutants that are discharged into the waters of the United States. The control of pollutants discharged is established through effluent limitations and other requirements in NPDES permits. There are two principal bases for effluent limitations in 40 CFR § 122.44(a) requires that permits include applicable TBELs and standards; and 40 CFR § 122.44(d) requires that permits include WQBELs to attain and maintain applicable numeric and narrative water quality criteria to protect the beneficial uses of the receiving water.

The variety of potential pollutants found in discharges from the Facility present a potential for aggregate toxic effects to occur. Whole effluent toxicity (WET) is an indicator of the combined effect of pollutants contained in the discharge. Chronic toxicity is a more stringent requirement than acute toxicity. Therefore, chronic toxicity is considered pollutant of concern for protection and evaluation of narrative Basin Plan Objectives.

A. Discharge Prohibitions

Effluent and receiving water limitations in this Board Order are based on the CWA, Basin Plan, State Water Board's plans and policies, USEPA guidance and regulations, and best practicable waste treatment technology. This order authorizes the discharge of tertiary-treated wastewater from Discharge Point 001. It does not authorize any other types of discharges.

REVISED

TENTATIVE

B. Technology-Based Effluent Limitations (TBELs)

1. Scope and Authority

Technology-based effluent limitations require a minimum level of treatment for industrial/municipal point sources based on currently available treatment technologies while allowing the Permittee to use any available control techniques to meet the effluent limitations. The 1972 CWA required POTWs to meet performance requirements based on available wastewater treatment technology. Section 301 of the CWA established a required performance level--referred to as "secondary treatment" --that all POTWs were required to meet by July 1, 1977. More specifically, section 301(b)(1)(B) of the CWA required that USEPA develop secondary treatment standards for POTWs as defined in section 304(d)(1). Based on this statutory requirement, USEPA developed national secondary treatment regulations which are specified in 40 CFR part 133. These technology- based regulations apply to all POTWs and identify the minimum level of effluent quality to be attained by secondary treatment in terms of BOD₅20°C, TSS, and pH.

2. Applicable TBELs

This Facility is subject to the technology-based regulations for the minimum level of effluent quality attainable by secondary treatment in terms of BOD₅20°C, TSS, and pH. However, all TBELs from the previous Order No. R4-2009-0075 are based on tertiary-treated wastewater treatment standards. These effluent limitations have been carried over from the previous Order to avoid backsliding. Further, mass-based effluent limitations are based on a design flow rate of 6.5 MGD. The removal efficiency for BOD and TSS is set at the minimum level attainable by secondary treatment technology. The principal design parameter for wastewater treatment plants is the daily BOD and TSS loading rates and the corresponding removal rate of the system. In applying 40 CFR Part 133 for weekly and monthly average BOD and TSS limitations, the application of tertiary treatment processes results in the ability to achieve lower levels for BOD and TSS than the secondary standards. In addition to the average weekly and average monthly effluent limitations, a daily maximum effluent limitation for BOD and TSS is included in the Order to ensure that the treatment works are not organically overloaded and operate in accordance with design capabilities. The following Table summarizes the TBELs applicable to the Facility:

Table F-5. Summary of TBELs

Parameter	Units	Effluent Limitations				
		Average Monthly	Average Weekly	Maximum Daily	Instantaneous Minimum	Instantaneous Maximum
BOD ₅ 20°C	mg/L	20	30	45	--	--
	lbs/day ⁴	1080	1630	2440	--	--
TSS	mg/L	15	40	45	--	--
	lbs/day ⁴	810	2170	2440	--	--
pH	standard units	--	--	--	6.5	8.5

⁴ The mass emission rates are based on the plant design flow rate of 6.5 MGD, and are calculated as follows: Flow (mgd) x Concentration (mg/L) x 8.34 (conversion factor) = lbs/day. During wet-weather storm events in which the flow exceeds the design capacity, the mass discharge rate limitations shall not apply, and concentration limitations will provide the only applicable effluent limitations.

Parameter	Units	Effluent Limitations				
		Average Monthly	Average Weekly	Maximum Daily	Instantaneous Minimum	Instantaneous Maximum
Removal Efficiency for BOD and TSS	%	85	--	--	--	--

This Facility is also subject to TBELs contained in similar NPDES permits, for similar facilities, based on the treatment level achievable by tertiary-treated wastewater treatment systems. These effluent limitations are consistent with the State Water Board precedential decision, State Water Board Order No. WQ 2004-0010 for the City of Woodland. The Saugus WRP is able to meet these limitations with the existing treatment processes in place in the POTW.

C. Water Quality-Based Effluent Limitations (WQBELs)

1. Scope and Authority

CWA section 301(b) and 40 CFR § 122.44(d) require that permits include limitations more stringent than applicable federal technology-based requirements where necessary to achieve applicable water quality standards. This Order contains requirements, expressed as a technology equivalence requirement, that are necessary to achieve water quality standards. The Regional Water Board has considered the factors listed in CWC section 13241 in establishing these requirements. The rationale for these requirements, which consist of tertiary treatment or equivalent requirements or other provisions, is discussed starting from section IV.C.2.

40 CFR § 122.44(d)(1)(i) requires that permits include effluent limitations for all pollutants that are or may be discharged at levels that have the reasonable potential to cause or contribute to an exceedance of a water quality standard, including numeric and narrative objectives within a standard. Where reasonable potential has been established for a pollutant, but there is no numeric criterion or objective for the pollutant, WQBELs must be established using (1) USEPA criteria guidance under CWA section 304(a), supplemented where necessary by other relevant information; (2) an indicator parameter for the pollutant of concern; or (3) a calculated numeric water quality criterion, such as a proposed state criterion or policy interpreting the state's narrative criterion, supplemented with other relevant information, as provided in section 122.44(d)(1)(vi).

The process for determining reasonable potential and calculating WQBELs when necessary is intended to protect the designated uses of the receiving water as specified in the Basin Plan, and achieve applicable WQOs and criteria that are contained in other state plans and policies, or any applicable water quality criteria contained in the CTR and NTR.

2. Applicable Beneficial Uses and Water Quality Criteria and Objectives

- a. The Basin Plan establishes the beneficial uses for surface water bodies in the Los Angeles region. The beneficial uses of the Santa Clara River affected by the discharge have been described previously in this Fact Sheet.
- b. The Basin Plan also specifies narrative and numeric WQOs applicable to surface water as shown in the following discussions.

REVISED TENTATIVE

i. **BOD₅20°C and TSS**

BOD₅20°C is a measure of the quantity of the organic matter in the water and, therefore, the water's potential for becoming depleted in dissolved oxygen. As organic degradation takes place, bacteria and other decomposers use the oxygen in the water for respiration. Unless there is a steady resupply of oxygen to the system, the water will quickly become depleted of oxygen. Adequate dissolved oxygen levels are required to support aquatic life. Depressions of dissolved oxygen can lead to anaerobic conditions resulting in odors, or, in extreme cases, fish kills.

40 CFR part 133 describes the minimum level of effluent quality attainable by secondary treatment, for BOD and TSS, as:

- The 30-day average shall not exceed 30 mg/L, and
- The 7-day average shall not exceed 45 mg/L.

Saugus WRP provides tertiary treatment. As such, the BOD and TSS limitations in the permit are more stringent than secondary treatment requirements and are based on Best Professional Judgment (BPJ). The Facility achieves solids removals that are better than secondary-treated wastewater by filtering the effluent.

The monthly average, the 7-day average, and the daily maximum limitations cannot be removed because none of the anti-backsliding exceptions apply. Those limits were all included in the previous permit (Order R4-2009-0075) and the Saugus WRP has been able to meet both limitations (monthly average and the daily maximum), for both BOD and TSS.

In addition to having mass-based and concentration-based effluent limitations for BOD and TSS, the Saugus WRP also has a percent removal requirement for these two constituents. In accordance with 40 CFR §§ 133.102(a)(3) and 133.102(b)(3), the 30-day average percent removal shall not be less than 85 percent. Percent removal is defined as a percentage expression of the removal efficiency across a treatment plant for a given pollutant parameter, as determined from the 30-day average values of the raw wastewater influent pollutant concentrations to the Facility and the 30-day average values of the effluent pollutant concentrations for a given time period.

ii. **pH**

The hydrogen ion activity of water (pH) is measured on a logarithmic scale, ranging from 0 to 14. While the pH of "pure" water at 25°C is 7.0, the pH of natural waters is usually slightly basic due to the solubility of carbon dioxide from the atmosphere. Minor changes from natural conditions can harm aquatic life. In accordance with 40 CFR § 133.102(c), the effluent values for pH shall be maintained within the limitations of 6.0 to 9.0 unless the POTW demonstrates that (1) inorganic chemicals are not added to the waste stream as part of the treatment process; and (2) contributions from industrial sources do not cause the pH of the effluent to be less than 6.0 or greater than 9.0. The effluent limitation for pH in this permit requiring that the wastes discharged shall at all times be within the range of 6.5 to 8.5 is taken from the

Basin Plan (page 3-15) which reads “the pH of inland surface waters shall not be depressed below 6.5 or raised above 8.5 as a result of waste discharge.”

iii. **Settleable solids**

Excessive deposition of sediments can destroy spawning habitat, blanket benthic (bottom dwelling) organisms, and abrade the gills of larval fish. The limitations for settleable solids are based on the Basin Plan (page 3-16) narrative, “Waters shall not contain suspended or settleable material in concentrations that cause nuisance or adversely affect beneficial uses.” The numeric limitations are empirically based on results obtained from the settleable solids 1-hour test, using an Imhoff cone.

It is impracticable to use a 7-day average limitation, because short-term spikes of settleable solid levels that would be permissible under a 7-day average scheme would not be adequately protective of all beneficial uses. The monthly average and the daily maximum limitations cannot be removed because none of the anti-backsliding exceptions apply. The monthly average and daily maximum limitations were both included in the previous permit (Order R4-2009-0075) and the Saugus WRP has been able to meet both limits.

iv. **Oil and grease**

Oil and grease are not readily soluble in water and form a film on the water surface. Oily films can coat birds and aquatic organisms, impacting respiration and thermal regulation, and causing death. Oil and grease can also cause nuisance conditions (odors and taste), are aesthetically unpleasant, and can restrict a wide variety of beneficial uses. The limitations for oil and grease are based on the Basin Plan (page 3-11) narrative, “Waters shall not contain oils, greases, waxes, or other materials in concentrations that result in a visible film or coating on the surface of the water or on objects in the water, that cause nuisance, or that otherwise adversely affect beneficial uses.”

The numeric limitations are empirically based on concentrations at which an oily sheen becomes visible in water. It is impracticable to use a 7-day average limitation, because spikes that occur under a 7-day average scheme could cause a visible oil sheen. A 7-day average scheme would not be sufficiently protective of beneficial uses. The monthly average and the daily maximum limitations cannot be removed because none of the anti-backsliding exceptions apply. Both limits were included in the previous permit (Order No. R4-2009-0075) and the Saugus WRP has been able to meet both limitations.

**R
E
V
I
S
E
D

T
E
N
T
A
T
I
V
E**

v. **Residual Chlorine**

Disinfection of wastewaters with chlorine produces a chlorine residual. Chlorine and its reaction products are toxic to aquatic life. The limit for residual chlorine is based on the Basin Plan (page 3-9) narrative, "Chlorine residual shall not be present in surface water discharges at concentrations that exceed 0.1 mg/L and shall not persist in receiving waters at any concentration that causes impairment of beneficial uses."

It is impracticable to use a 7-day average or a 30-day average limitation, because it is not as protective as of beneficial uses as a daily maximum limitation is. Chlorine is very toxic to aquatic life and short term exposures of chlorine may cause fish kills.

vi. **Total Dissolved Solids (TDS), Sulfate, and Boron**

The limitations for total dissolved solids, sulfate, and boron, based on Basin Plan Table 3-10 (page 3-30), for the Santa Clara River watershed (between Bouquet Canyon Road Bridge and West Pier Highway 99), are as follows: TDS = 1000 mg/L; Sulfate = 300 mg/L, and Boron = 1.5 mg/L. It is practicable to express these limitations as monthly averages, since they are not expected to cause acute effects on beneficial uses.

Limitations based upon the Basin Plan Objectives have been included in this Order because, based upon Best Professional Judgment, these constituents are always present in potable water which is the supply source of the wastewater entering the Treatment Plant. They may be present in concentrations which meet California drinking water standards but exceed the Basin Plan Objectives. Therefore, limitations are warranted to protect the beneficial uses of the receiving water.

vii. **Chloride**

The water quality objective for chloride in the Basin Plan Table 3-10 (page 3-30), for Santa Clara River Watershed (Between Bouquet Canyon Road Bridge and West Pier Highway 99) is 100 mg/L. However, the effluent limit for chloride in the permit has varied over the years as a result of several resolutions or Board Orders.

In 1990, the Regional Water Board adopted Resolution 90-04, Effects of Drought-Induced Water Supply Changes and Water Conservation Measures on Compliance with Waste Discharge Requirements within the Los Angeles Region (the Drought Policy). Resolution 90-04 was intended to provide short-term and temporary relief to dischargers who were unable to comply with limits for chloride due to effects of drought on chloride levels in supply waters imported into the Region. For dischargers who applied for relief under the Drought Policy, the chloride effluent limitation was temporarily reset at the lesser of: (i) **250 mg/L**, or (ii) the chloride concentrations in supply waters plus 85 mg/L.

The Drought Policy was renewed twice, in June 1993 and in February 1995. It was set to expire on February 27, 1997, or earlier if it was determined that imported water supply chloride levels had returned to pre-drought conditions.

On January 27, 1997, the Regional Water Board adopted Resolution No. 97-02, *Amendment to the Water Quality Control Plan to incorporate a Policy for Addressing Levels of Chloride in Discharges of Wastewaters*. It was approved by the State Water Board (SWRCB Resolution 97-94) on October 23, 1997, and approved by the Office of Administrative Law (OAL) on January 8, 1998; and served to grant a variance (interim relief) to dischargers listed in Resolution 97-02's Attachment A. For the Santa Clara River (between West Pier Highway 99 and Blue cut Gauging Station) the interim effluent limit was set as **190 mg/L**, and was intended to last for 3 years following final approval of the amendment. The adoption of Resolution No. 97-02 also served to rescind Resolution No. 90-04 (the Drought Policy).

On April 13, 1998, the Regional Water Board adopted Order No. 98-027, which temporarily amended Saugus WRP's chloride daily maximum effluent limit to 190 mg/L. This interim limit expired on January 9, 2001.

On October 24, 2002, the Regional Water Board adopted Resolution No. R4-2002-018, the Upper Santa Clara River Chloride Total Maximum Daily Load. The TMDL established a concentration-based waste load allocation of 100 mg/L for the Saugus WRP based on the water quality objective of 100 mg/L set forth in the Basin Plan.

On February 19, 2003, the State Water Board adopted Resolution No. 2003-0014, remanding the TMDL back to the Regional Water Board for revision of the chloride TMDL implementation schedule.

On July 10, 2003, the Regional Water Board reconsidered Resolution No. 2002-018, in light of the Remand Resolution, and adopted Resolution No. 2003-008 which modified the chloride TMDL implementation provisions.

On May 6, 2004, the Regional Water Board adopted Resolution No. 04-004, further modifying the Chloride TMDL by revising the chloride interim limits. The Upper Santa Clara River Chloride TMDL was approved by the State Water Board, OAL, and USEPA on July 22, 2004, November 15, 2004, and April 28, 2005, respectively. It became effective on May 4, 2005.

On August 3, 2006, the Regional Water Board adopted Resolution No. R4-2006-016, *Amendment to the Water Quality Control Plan for the Los Angeles Region through revision of the Implementation Plan for the Upper Santa Clara River Chloride TMDL*, which proposed to shorten the compliance period by two years, requiring compliance with the chloride final waste load allocation within eleven years from effective date of the TMDL, rather than thirteen years. Resolution No. R4-2006-016 was approved by the State Water Board on May 22, 2007. In approving the amendment, the State Water Board directed the Regional Water Board to consider variability in the SSO for chloride to account for the effects of drought on source water quality.

REVISED

TENTATIVE

On December 11, 2008, the Regional Water Board adopted Resolution No. R4-2008-012, *Amendment to the Water Quality Control Plan for the Los Angeles Region to Adopt Site Specific Chloride Objectives and to Revise the Upper Santa Clara River Chloride TMDL*, which proposed to incorporate site specific objectives (SSOs) for chloride in Reaches 4B, 5, and 6 of the Santa Clara River and the groundwater basins underlying those reaches. The TMDL provides a ten-year schedule to attain compliance with the SSOs for chloride. The SSOs are conditioned on full and on-going implementation of the alternative water resources management (AWRM) program. If the AWRM system is not built and operated, the water quality objectives for chloride revert back to the current levels in the Basin Plan, which are 100 mg/L. Implementation actions to achieve SSOs in Reaches 4B, 5, and 6 and the TMDL must also result in compliance with downstream water quality objectives for chloride. Interim WLAs for chloride shall remain in effect for no more than ten years after the effective date of the TMDL. However, the final conditional Waste Load Allocations for chloride in Reaches 4B, 5, and 6 shall apply by May 5, 2015. Resolution No. R4-2008-012 was approved by the State Water Board, OAL, and USEPA on December 9, 2009, February 2, 2010, and April 14, 2010, respectively.

The chloride final effluent limitation is based on Resolution No. R14-010, *Amendment to the Water Quality Control Plan for the Los Angeles Region to Incorporate an Averaging Period for Chloride Water Quality Objectives in Reaches 4B, 5, 6; Incorporate new Site Specific Objectives for Chloride in Reach 5 and 6; and revise the Total Maximum Daily Load for Chloride in the Upper Santa Clara River, as described in section III.E.7 of this Fact Sheet.*

viii. **Methylene Blue Activated Substances (MBAS)**

The MBAS procedure tests for the presence of anionic surfactants (detergents) in surface and ground waters. Surfactants disturb the water surface tension, which affects insects and can affect gills in aquatic life. The MBAS can also impart an unpleasant soapy taste to water, as well as cause scum and foaming in waters, which impact the aesthetic quality of both surface and ground waters.

Cobalt thiocyanate active substances (CTAS) is monitored like MBAS. The presence or absence of CTAS during sampling assists permit writers and the Permittee in diagnosing the source of floating materials, such as foam or scum, which are prohibited by the Basin Plan when they cause nuisance of adversely affect beneficial uses. There is no numeric limit for CTAS.

Reaches of the Santa Clara River are unlined in several reaches downstream of the points of wastewater discharge and are designated with the beneficial use of groundwater recharge (GWR) in the Basin Plan.

Given the nature of the facility (a POTW) which accepts domestic washwater into the sewer system and treatment plant, and the characteristics of the wastes discharged, the discharge has reasonable potential to exceed both the numeric MBAS water quality objective (WQO) and the narrative WQO for prohibition of floating material such as foams and scums. Monitoring is required to assess compliance with the Basin Plan Water Quality Objectives

REVISED

TENTATIVE

and those objectives which are based on the incorporation by reference of the MCLs contained in Title 22 of the California Code of Regulations, for the protection of the underlying groundwater quality with an existing MUN beneficial use. An effluent limitation for MBAS is required.

The discharge from the Saugus WRP may have reasonable potential to contribute to an exceedance of the 0.5 mg/L WQO. The 0.5 mg/L concentration (which has been determined to be protective of beneficial uses and the aesthetic quality of waters) is based on the Department of Public Health's (formerly known as the Department of Health Services) secondary drinking water standard, and on the Basin Plan WQO (p.3-11) which reads, "Waters shall not have MBAS concentrations greater than 0.5 mg/L in waters designated MUN." While the wastewater from this POTW is not directly discharged into a MUN designated surface water body, it will percolate into unlined reaches of the Santa Clara River [via ground water recharge designated beneficial use (GWR)] to ground water designated for MUN beneficial use. In addition, the Basin Plan states that "Ground water shall not contain taste or odor-producing substances in concentrations that cause nuisance or adversely affect beneficial uses." Therefore, the secondary MCL should be the MBAS limit for this discharge to protect ground water recharge and the MUN use of the underlying ground water, while also protecting surface waters from exhibiting scum or foaming.

Since the Basin Plan objective is based on a secondary drinking water standard, it is practicable to have a monthly average limitation in the permit, rather than a daily maximum.

The existing permit effluent limitation of 0.5 mg/l for MBAS was developed based on the Basin Plan incorporation of Title 22, Drinking Water Standards, by reference, to protect the surface water groundwater recharge (GWR) beneficial use and the groundwater basin's MUN beneficial use. Given the nature of the Facility which accepts domestic wastewater into the sewer system and treatment plant, and the characteristics of the pollutants discharged, the discharge has reasonable potential to exceed both the numeric MBAS WQO and the narrative WQO for the prohibition of floating material such as foams and scums. The discharge has tier 3 Reasonable Potential (RP), therefore an effluent limitation is required.

- ix. **Nitrate as Nitrogen plus Nitrite as Nitrogen (NO₂ as N + NO₃ as N)**
Total inorganic nitrogen is the sum of Nitrate-nitrogen, Nitrite-nitrogen, and Ammonia-nitrogen. High nitrate levels in drinking water can cause health problems in humans. Infants are particularly sensitive and can develop methemoglobinemia (blue-baby syndrome). Nitrogen is also considered a nutrient. Excessive amounts of nutrients can lead to other water quality impairments.

(a) **Algae**

Excessive growth of algae and/or other aquatic plants can degrade water quality. Algal blooms sometimes occur naturally, but they are often the result of excess nutrients (i.e., nitrogen, phosphorus) from waste discharges or nonpoint sources. These algal blooms can lead to problems with tastes, odors, color, and increased turbidity and can depress the dissolved oxygen

**R
E
V
I
S
E
D

T
E
N
T
A
T
I
V
E**

content of the water, leading to fish kills. Floating algal scum and algal mats are also an aesthetically unpleasant nuisance.

The WQO for biostimulatory substances are based on Basin Plan (page 3-8) narrative, "Waters shall not contain biostimulatory substances in concentrations that promote aquatic growth to the extent that such growth causes nuisance or adversely affects beneficial uses," and other relevant information to arrive at a mass based-limit intended to be protective of the beneficial uses, pursuant to 40 CFR § 122.44(d). Total inorganic nitrogen will be the indicator parameter intended to control algae, pursuant to 40 CFR § 122.44(d)(1)(vi)(C).

(b). Concentration-based limit

The nitrate as N plus nitrite as N ($\text{NO}_2\text{-N} + \text{NO}_3\text{-N}$) effluent limitation of 7.1 mg/L is based on the Santa Clara River Nitrogen Compounds TMDL Waste Load Allocation which was assigned to the Saugus WRP.

(c). Mass-based limit

Since the TMDL does not specify any mass-based WLA for nitrate plus nitrite as nitrogen, mass based limitations are not included for $\text{NO}_2\text{-N} + \text{NO}_3\text{-N}$.

x. **Nitrite as Nitrogen**

~~Since the TMDL does not specify any mass-based WLA for nitrate plus nitrite as nitrogen, mass based limits are not included for $\text{NO}_2\text{-N} + \text{NO}_3\text{-N}$.~~

The effluent limit for nitrite as nitrogen ($\text{NO}_2\text{-N}$) of 0.9 mg/L is based on the Santa Clara River Watershed Nitrogen Compound TMDL Waste Load Allocation which was assigned to the Saugus WRP. The effluent limit for nitrate as nitrogen ($\text{NO}_3\text{-N}$) of 7.1 mg/L is based on the Santa Clara River Watershed Nitrogen Compound TMDL Waste Load Allocation which was assigned to the Saugus WRP. Since the TMDL does not specify any mass-based WLA for nitrate as nitrogen or nitrite as nitrogen, mass based limitations are not included for either of the two constituents.

xi. **Total ammonia**

Ammonia is a pollutant routinely found in the wastewater effluent of POTWs, in landfill-leachate, as well as in run-off from agricultural fields where commercial fertilizers and animal manure are applied. Ammonia exists in two forms – un-ionized ammonia (NH_3) and the ammonium ion (NH_4^+). They are both toxic, but the neutral, un-ionized ammonia species (NH_3) is much more toxic, because it is able to diffuse across the epithelial membranes of aquatic organisms much more readily than the charged ammonium ion. The form of ammonia is primarily a function of pH, but it is also affected by temperature and other factors. Additional impacts can also occur as the oxidation of ammonia lowers the dissolved oxygen content of the water, further stressing aquatic organisms. Oxidation of ammonia to nitrate may lead to groundwater impacts in areas of recharge. There is groundwater recharge in these reaches. Ammonia also combines with chlorine (often both are present in POTW treated effluent discharges) to form chloramines – persistent toxic compounds that extend the effects of ammonia and chlorine downstream.

(a) Santa Clara River Ammonia

**R
E
V
I
S
E
D

T
E
N
T
A
T
I
V
E**

The 1994 Basin Plan contained water quality objectives for ammonia to protect aquatic life, in Tables 3-1 through Tables 3-4. However, those ammonia objectives were revised on April 25, 2002, by the Regional Water Board, with the adoption of Resolution No. 2002-011, *Amendment to the Water Quality Control Plan for the Los Angeles Region to Update the Ammonia Objectives for Inland Surface Waters (including enclosed bays, estuaries and wetlands) with Beneficial Use designations for protection of Aquatic Life*. Resolution No. 2002-011 was approved by the State Water Board, OAL, and USEPA on April 30, 2003, June 5, 2003, and June 19, 2003, respectively, and is now in effect.

On December 1, 2005, the Regional Water Board adopted Resolution No. 2005-014, *An Amendment to the Water Quality Control Plan for the Los Angeles Region to Revise Early Life Stage Implementation Provision of the Freshwater Ammonia Objectives for Inland Surface Waters (including enclosed bays, estuaries and wetlands) for Protection of Aquatic Life*. This amendment contains ammonia objectives to protect Early Life Stages (ELS) of fish in inland surface water supporting aquatic life. This resolution was approved by the USEPA on April 5, 2007. This amendment revised the implementation provision included as part of the freshwater ammonia objectives relative to the protection of ELS of fish in inland surface waters.

On June 7, 2007, the Regional Water Board adopted Resolution No. 2007-005, *Amendments to the Water Quality Control Plan-Los Angeles Region-To Incorporate Site-Specific Objectives for Select Inland Surface Waters in the San Gabriel River, Los Angeles River and Santa Clara River Watersheds*. This amendment to the Basin Plan incorporates site-specific 30-day average objectives for ammonia along with corresponding site-specific early life stage implementation provisions for select waterbody reaches and tributaries in the Santa Clara, Los Angeles, and Santa Clara River watersheds. The State Water Board, OAL, and USEPA approved this Basin Plan amendment on January 15, 2008, May 12, 2008, and March 30, 2009, respectively. Resolution No. 2007-005 went into effect on April 23, 2009. However, the ammonia nitrogen limitations contained in the accompanying Order do not reflect the ammonia SSO criteria.

Separate ammonia effluent limitations, incorporating the 30-day average SSO in the ammonia translation procedures, have not been included in the effluent limitations table at this time, because the Santa Clara River Watershed Nitrogen Compound TMDL (Resolution No. 03-011) has not been revised to incorporate the 30-day average SSO ammonia criteria into the WLAs. The Implementation Plan of Resolution No. 03-011 allows for the reconsideration of WLAs based on monitoring data and special studies. However, the Order does contain a permit re-opener that would allow the permit to be reopened, at a later date, to incorporate revised ammonia nitrogen limits, following the effective date of the TMDL revision.

Therefore, the monthly average effluent limit of 2.0 mg/L and the daily maximum effluent limit of 5.6 mg/L for ammonia as nitrogen (NH₃-N) are

REVISED
TENTATIVE

based on the Santa Clara River Watershed Nitrogen Compound TMDL
Waste Load Allocations which were assigned to the Saugus WRP.

xii. **Coliform**

Total and fecal coliform bacteria are used to indicate the likelihood of pathogenic bacteria in surface waters. Given the nature of the Facility, a wastewater treatment plant, pathogens are likely to be present in the effluent in cases where the disinfection process is not operating adequately. As such, the permit contains the following filtration and disinfection TBELs for coliform:

(1). Effluent Limitations:

- The 7-day median number of total coliform bacteria at some point in the treatment process must not exceed a Most Probable Number (MPN) or Colony Forming Unit (CFU) of 2.2 per 100 milliliters,
- the number of total coliform bacteria must not exceed an MPN or CFU of 23 per 100 milliliters in more than one sample within any 30-day period; and
- No sample shall exceed an MPN or CFU of 240 total coliform bacteria per 100 milliliters.

These disinfection-based effluent limitations for coliform are for human health protection and are consistent with requirements established by the California Department of Public Health. These limitations for coliform must be met at the point of the treatment train immediately following disinfection, as a measure of the effectiveness of the disinfection process.

(2). The following Receiving Water Limitations shall not be exceeded as a result of wastes discharged:

- Geometric Mean Limitations
 - E.coli density shall not exceed 126/100 mL.
- Single Sample Limitations
 - E.coli density shall not exceed 235/100 mL.

These receiving water limitations are based on Resolution No. R10-005, *Amendment to the Water Quality Control Plan for the Los Angeles Region to Update the Bacteria Objectives for Freshwaters Designated for Water Contact Recreation by Removing the Fecal Coliform Objective*, adopted by the Regional Water Board on July 8, 2010, and became effective on December 5, 2011.

xiii. **Temperature**

**REVISED
TENTATIVE**

USEPA document, *Quality Criteria for Water 1986* [EPA 440/5-86-001, May 1, 1986], also referred to as the *Gold Book*, discusses temperature and its effects on beneficial uses, such as recreation and aquatic life.

- The Federal Water Pollution Control Administration in 1967 called temperature “a catalyst, a depressant, an activator, a restrictor, a stimulator, a controller, a killer, and one of the most important water quality characteristics to life in water.” The suitability of water for total body immersion is greatly affected by temperature. Depending on the amount of activity by the swimmer, comfortable temperatures range from 20°C to 30°C (68 °F to 86 °F).
- Temperature also affects the self-purification phenomenon in water bodies and therefore the aesthetic and sanitary qualities that exist. Increased temperatures accelerate the biodegradation of organic material both in the overlying water and in bottom deposits which makes increased demands on the dissolved oxygen resources of a given system. The typical situation is exacerbated by the fact that oxygen becomes less soluble as water temperature increases. Thus, greater demands are exerted on an increasingly scarce resource which may lead to total oxygen depletion and obnoxious septic conditions. Increased temperature may increase the odor of water because of the increased volatility of odor-causing compounds. Odor problems associated with plankton may also be aggravated.
- Temperature changes in water bodies can alter the existing aquatic community. Coutant (1972) has reviewed the effects of temperature on aquatic life reproduction and development. Reproductive elements are noted as perhaps the most thermally restricted of all life phases assuming other factors are at or near optimum levels. Natural short-term temperature fluctuations appear to cause reduced reproduction of fish and invertebrates.

The Basin Plan lists temperature requirements for the receiving waters. Based on the requirements of the Basin Plan and a white paper developed by Regional Water Board staff entitled *Temperature and Dissolved Oxygen Impacts on Biota in Tidal Estuaries and Enclosed Bays in the Los Angeles Region*, a maximum effluent temperature limitation of 86°F is included in the Order. The white paper evaluated the optimum temperatures for steelhead, topsmelt, ghost shrimp, brown rock crab, jackknife clam, and blue mussel. The new temperature effluent limitation is reflective of new information available that indicates that the 100°F temperature which was formerly used in permits was not protective of aquatic organisms. A survey was completed for several kinds of fish and the 86°F temperature was found to be protective. It is impracticable to use a 7-day average or a 30-day average limitation for temperature, because it is not as protective as of beneficial uses as a daily maximum limitation is. A daily maximum limit is necessary to protect aquatic life and is consistent with the fishable/swimmable goals of the CWA.

Section IV.A.3.b. of the Order contains the following effluent limitation for temperature:

**REVISED
TENTATIVE**

“The temperature of wastes discharged shall not exceed 86°F except as a result of external ambient temperature.”

The above effluent limitation for temperature has been quoted in all recent NPDES permits adopted by this Regional Water Board. Section V.A.1. of the Order explains how compliance with the receiving water temperature limitation will be determined.

xiv. **Turbidity**

Turbidity is an expression of the optical property that causes light to be scattered in water due to particulate matter such as clay, silt, organic matter, and microscopic organisms. Turbidity can result in a variety of water quality impairments. The effluent limitation for turbidity which reads, “For the protection of the water contact recreation beneficial use, the discharge to water courses shall have received adequate treatment, so that the turbidity of the wastewater does not exceed: (a) a daily average of 2 Nephelometric turbidity units (NTU); (b) 5 NTU more than 5 percent of the time (72 minutes) during any 24 hour period; and (c) 10 NTU at any time” is based on the Basin Plan (page 3-17) and section 60301.320 of Title 22, chapter 3, “Filtered Wastewater” of the CCR.

xv. **Radioactivity**

Radioactive substances are generally present in natural waters in extremely low concentrations. Mining or industrial activities increase the amount of radioactive substances in waters to levels that are harmful to aquatic life, wildlife, or humans. Section 301(f) of the CWA contains the following statement with respect to effluent limitations for radioactive substances: “Notwithstanding any of other provisions of this Act it shall be unlawful to discharge any radiological, chemical, or biological warfare agent, any high-level radioactive waste, or any medical waste, into the navigable waters.” Chapter 5.5 of the CWC contains a similar prohibition under section 13375, which reads as follows: “The discharge of any radiological, chemical, or biological warfare agent into the waters of the state is hereby prohibited.” However, rather than an absolute prohibition on radioactive substances, the Regional Water Board has set the following effluent limit for radioactivity: “Radioactivity of the wastes discharged shall not exceed the limitations specified in Title 22, Chapter 15, Article 5, sections 64442 and 64443, of the CCR, or subsequent revisions.” The limit is based on the Basin Plan incorporation of Title 22, CCR, *Drinking Water Standards*, by reference, to protect the GWR beneficial use. Therefore, the accompanying Order will retain the limit for radioactivity.

xvi. **Iron**

The previous Order had an effluent limitation of 300 µg/L for iron, which was based on the USEPA document, *Quality Criteria for Water 1986* [EPA 440/5-86-001, May 1, 1986], also referred to as the *Gold Book*, for the protection of GWR beneficial use. 300 µg/L is also the secondary MCL for iron. The limit was removed because recent monitoring data demonstrated that there was no reasonable potential for the discharge to cause or contribute to an exceedance of the Basin plan WQO.

**REVISED
TENTATIVE**

xvii. **Total Trihalomethanes**

Total Trihalomethanes is the sum of concentrations of the trihalomethane compounds: bromodichloromethane, bromoform, chloroform, and dibromochloromethane. Many of the Basin Plan's WQOs for the protection of the MUN beneficial use are based on the incorporation of Title 22 MCLs by reference. However, the MCLs for disinfection byproducts (Table 64533-A of Title 22) were not referenced on pages 3-8 and 3-18 of the Basin Plan. Despite that omission, it is appropriate to use the MCL for Total Trihalomethanes to protect human health, the GWR beneficial use of surface waters, and the MUN beneficial use of the underlying groundwater basins. While the CTR does contain criteria for each of the four pollutants that comprise TTHMs, the CTR lacks a criterion for the sum of TTHMs. Total Trihalomethanes are produced at the Saugus WRP as by-products of the disinfection process. Although the individual Trihalomethanes did not demonstrate the reasonable potential to exceed the CTR criteria, the sum of the trihalomethane concentrations continued to demonstrate reasonable potential to cause or contribute to an exceedance of the 80 µg/L MCL. The effluent limitations are based on best professional judgment, the Title 22 MCL, and the Federal USEPA MCL for Total Trihalomethanes, to translate the following Basin Plan narrative WQOs into a numeric limitation: "Surface waters shall not contain concentrations of chemical constituents in amounts that adversely affect any designated beneficial use," and "Ground waters shall not contain concentrations of chemical constituents in amounts that adversely affect any designated beneficial use."

c. **CTR and SIP**

The CTR and the SIP specify numeric objectives for toxic substances and the procedures whereby these objectives are to be implemented. The procedures include those used to conduct reasonable potential analysis (RPA) to determine the need for effluent limitations for priority pollutants. The TSD also specifies procedures to conduct reasonable potential analyses.

3. **Determining the Need for WQBELs**

The Regional Water Board developed WQBELs for chloride, ammonia nitrogen, nitrate plus nitrite as nitrogen, nitrate as nitrogen and nitrite as nitrogen based upon Total Maximum Daily Loads (TMDLs). The TMDLs explicitly assign WLAs WRP that discharge into specific reaches of the Santa Clara River. The Regional Water Board developed water quality-based effluent limitations for these pollutants in compliance with 40 CFR section 122.44(d)(1)(vii).

In accordance with Section 1.3 of the SIP, the Regional Water Board conducted a reasonable potential analysis for each priority pollutant with an applicable criterion or objective to determine if a WQBEL is required in the permit. The Regional Water Board analyzed effluent data to determine if a pollutant in a discharge has a reasonable potential to cause or contribute to an excursion above a state water quality standard. For all parameters that demonstrate reasonable potential, numeric WQBELs are required. The RPA considers water quality criteria from the CTR and NTR, and when applicable, water quality objectives specified in the Basin Plan. To conduct the RPA, the Regional Water Board staff identified the maximum effluent concentration (MEC) and

maximum background concentration in the receiving water for each constituent, based on data provided by the Permittee. The monitoring data cover the period from July 2009 to June 2014.

Section 1.3 of the SIP provides the procedures for determining reasonable potential to exceed applicable water quality criteria and objectives. The SIP specifies three triggers to complete a RPA:

Trigger 1 – If the MEC is greater than or equal to the CTR water quality criteria or applicable objective (C), a limitation is needed.

Trigger 2 – If background water quality (B) > C and the pollutant is detected in the effluent, a limitation is needed.

Trigger 3 – If other related information such as CWA 303(d) listing for a pollutant, discharge type, compliance history, then best professional judgment is used to determine that a limit is needed.

Sufficient effluent and ambient data are needed to conduct a complete RPA. If data are not sufficient, the Permittee will be required to gather the appropriate data for the Regional Water Board to conduct the RPA. Upon review of the data, and if the Regional Water Board determines that WQBELs are needed to protect the beneficial uses, the permit will be reopened for appropriate modification.

The RPA was performed for the priority pollutants regulated in the CTR for which data are available. Based on the SIP RPA, Copper, Lead, Mercury, Nickel, Zinc, Cyanide, and Benzo(a)anthracene, were the priority pollutants that demonstrated reasonable potential to exceed the CTR criteria, therefore final effluent limitations were included in the permit. In addition, since the *Upper Santa Clara River Chloride TMDL* developed chloride WLAs for the Saugus WRP and the *Santa Clara River Nitrogen Compounds TMDL* developed WLAs for ammonia nitrogen, nitrate plus nitrite as nitrogen, nitrate as nitrogen, and nitrite as nitrogen, final effluent limitations are included in the permit for these pollutants.

Total Trihalomethanes showed reasonable potential to cause or contribute to the Basin Plan Water Quality Objective, using the USEPA Technical Support Document methodology. The following Table summarizes results from RPA.

Table F-8. Summary of Reasonable Potential Analysis

CTR No.	Constituent	Applicable Water Quality Criteria (C) µg/L	Max Effluent Conc. (MEC) µg/L	Maximum Detected Receiving Water Conc.(B) µg/L	RPA Result - Need Limitation?	Reason
1	Antimony	6	0.59	0.39 DNQ	No	MEC<C
2	Arsenic	10	1.76	8.43	No	MEC<C
3	Beryllium	4	<0.25	2.3	No	MEC<C
4	Cadmium	4.3	0.075	0.85	No	MEC<C
5a	Chromium III	371	<0.5	206	No	MEC<C
5b	Chromium VI	11	5	0.7 DNQ	No	MEC<C
6	Copper	17	9.32	171	YES	MEC>C-B>C &

CTR No.	Constituent	Applicable Water Quality Criteria (C) µg/L	Max Effluent Conc. (MEC) µg/L	Maximum Detected Receiving Water Conc.(B) µg/L	RPA Result - Need Limitation?	Reason
						<u>Detected in effluent</u>
7	Lead	7.9	0.435	126	YES	B > C & Detected in effluent
8	Mercury	0.051	0.00286	0.26	YES	B > C & Detected in effluent
9	Nickel	95	1.89	141	YES	B > C & Detected in effluent
10	Selenium	5	1.08	3.51	No	MEC<C
11	Silver	14	<0.02	0.5	No	MEC<C
12	Thallium	2	<0.25	0.39	No	MEC<C
13	Zinc	219	69.7	473	YES	B > C & Detected in effluent
14	Cyanide	5.2	3	5.73	YES	B > C & Detected in effluent
15	Asbestos	7x10 ⁶ fibers/L	No sample		No	N/A
16	2,3,7,8-TCDD (Dioxin)	0.014 pg/L	<10 pg/L	No data	No	MEC<C
17	Acrolein	780	<2	No data	No	MEC<C
18	Acrylonitrile	0.66	<2	No data	No	MEC<C
19	Benzene	1	<0.5	No data	No	MEC<C
20	Bromoform	360	2.5	<0.5	No	MEC<C
21	Carbon Tetrachloride	0.5	<0.5	No data	No	MEC<C
22	Chlorobenzene	21,000	<0.5	No data	No	MEC<C
23	Dibromochloromethane	34	12.8	<0.5	No	MEC<C
24	Chloroethane	No criteria	<0.5	No data	No	No criteria
25	2-chloroethyl vinyl ether	No criteria	<0.5	No data	No	No criteria
26	Chloroform	No criteria	35.6	No data	No	No criteria
27	Dichlorobromomethane	46	25.8	<0.5	No	MEC<C
28	1,1-dichloroethane	No criteria	<0.5	No data	No	No criteria
29	1,2-dichloroethane	0.5	<0.5	No data	No	MEC<C
30	1,1-dichloroethylene	3.2	<0.5	No data	No	MEC<C
31	1,2-dichloropropane	5	<0.5	No data	No	MEC<C
32	1,3-dichloropropylene	0.5	<0.5	No data	No	MEC<C
33	Ethylbenzene	0.3	<0.5	No data	No	MEC<C
34	Methyl bromide	4,000	<0.5	No data	No	MEC<C
35	Methyl chloride	No criteria	2.2	No data	No	No criteria
36	Methylene chloride	1,600	0.32	No data	No	MEC<C
37	1,1,2,2-tetrachloroethane	1	<0.5	No data	No	MEC<C
38	Tetrachloroethylene	5	<0.5	No data	No	MEC<C
39	Toluene	150	1.3	No data	No	MEC<C
40	Trans 1,2-Dichloroethylene	10	<0.5	No data	No	MEC<C

REVIEWED TENTATIVE

CTR No.	Constituent	Applicable Water Quality Criteria (C) µg/L	Max Effluent Conc. (MEC) µg/L	Maximum Detected Receiving Water Conc.(B) µg/L	RPA Result - Need Limitation?	Reason
41	1,1,1-Trichloroethane	200	<0.5	No data	No	MEC<C
42	1,1,2-Trichloroethane	5	<0.5	No data	No	MEC<C
43	Trichloroethylene	5	<0.5	No data	No	MEC<C
44	Vinyl Chloride	0.5	<0.5	No data	No	MEC<C
45	2-chlorophenol	400	<5	No data	No	MEC<C
46	2,4-dichlorophenol	790	<5	No data	No	MEC<C
47	2,4-dimethylphenol	2,300	<2	No data	No	MEC<C
48	4,6-dinitro-o-resol(aka 2-methyl-4,6-Dinitrophenol)	765	<5	No data	No	MEC<C
49	2,4-dinitrophenol	14,000	<5	No data	No	MEC<C
50	2-nitrophenol	No criteria	<10	No data	No	No criteria
51	4-nitrophenol	No criteria	<10	No data	No	No criteria
52	3-Methyl-4-Chlorophenol (aka P-chloro-m-cresol)	No criteria	<1	No data	No	No criteria
53	Pentachlorophenol	8.2	<1	No data	No	MEC<C
54	Phenol	4,600,000	2.3	No data	No	MEC<C
55	2,4,6-trichlorophenol	6.5	0.42	No data	No	MEC<C
56	Acenaphthene	2,700	<1	No data	No	MEC<C
57	Acenaphthylene	No criteria	<10	No data	No	No criteria
58	Anthracene	110,000	<10	No data	No	MEC<C
59	Benzidine	0.00054	<5	No data	No	MEC<C
60	Benzo(a)Anthracene	0.049	0.43	No data	Yes	MEC<C
61	Benzo(a)Pyrene	0.049	<0.02	No data	No	MEC<C
62	Benzo(b)Fluoranthene	0.049	<0.02	No data	No	MEC<C
63	Benzo(ghi)Perylene	No criteria	<5	No data	No	No criteria
64	Benzo(k)Fluoranthene	0.049	<0.02	No data	No	MEC<C
65	Bis(2-Chloroethoxy) methane	No criteria	<5	No data	No	No criteria
66	Bis(2-Chloroethyl)Ether	1.4	<1	No data	No	MEC<C
67	Bis(2-Chloroisopropyl) Ether	170,000	<2	No data	No	MEC<C
68	Bis(2-Ethylhexyl) Phthalate	4.0	<2	No data	No	MEC<C
69	4-Bromophenyl phenyl ether	No criteria	<5	No data	No	No criteria
70	Butylbenzyl Phthalate	5,200	<10	No data	No	MEC<C
71	2-Chloronaphthalene	4,300	<10	No data	No	MEC<C
72	4-Chlorophenyl Phenyl Ether	No criteria	<5	No data	No	No criteria
73	Chrysene	0.049	<0.02	No data	No	MEC<C
74	Dibenzo(a,h)anthracene	0.049	<0.02	No data	No	MEC<C
75	1,2-Dichlorobenzene	600	<0.5	No data	No	MEC<C
76	1,3-Dichlorobenzene	2,600	<0.5	No data	No	MEC<C
77	1,4-Dichlorobenzene	5	0.29	No data	No	MEC<C
78	3-3'-Dichlorobenzidine	0.077	<5	No data	No	MEC<C
79	Diethyl Phthalate	120,000	0.43	No data	No	MEC<C
80	Dimethyl Phthalate	2,900,000	<2	No data	No	MEC<C
81	Di-n-Butyl Phthalate	12,000	<2	No data	No	MEC<C

REVIEWED TENTATIVE

CTR No.	Constituent	Applicable Water Quality Criteria (C) µg/L	Max Effluent Conc. (MEC) µg/L	Maximum Detected Receiving Water Conc.(B) µg/L	RPA Result - Need Limitation?	Reason
82	2-4-Dinitrotoluene	9.1	<5	No data	No	MEC<C
83	2-6-Dinitrotoluene	No criteria	<5	No data	No	No criteria
84	Di-n-Octyl Phthalate	No criteria	<10	No data	No	No criteria
85	1,2-Diphenylhydrazine	0.54	<1	No data	No	MEC<C
86	Fluoranthene	370	<1	No data	No	MEC<C
87	Fluorene	14,000	<10	No data	No	MEC<C
88	Hexachlorobenzene	0.00077	<1	No data	No	MEC<C
89	Hexachlorobutadiene	50	<1	No data	No	MEC<C
90	Hexachlorocyclopentadiene	17,000	<5	No data	No	MEC<C
91	Hexachloroethane	8.9	<1	No data	No	MEC<C
92	Indeno(1,2,3-cd)Pyrene	0.049	<0.02	No data	No	MEC<C
93	Isophorone	600	<1	No data	No	MEC<C
94	Naphthalene	No criteria	<1	No data	No	No criteria
95	Nitrobenzene	1,900	<1	No data	No	MEC<C
96	N-Nitrosodimethylamine	8.1	0.046	No data	No	MEC<C
97	N-Nitrosodi-n-Propylamine	1.4	<5	No data	No	MEC<C
98	N-Nitrosodiphenylamine	16	<1	No data	No	MEC<C
99	Phenanthrene	No criteria	<5	No data	No	No criteria
100	Pyrene	11,000	<10	No data	No	MEC<C
101	1,2,4-Trichlorobenzene	No criteria	<5	No data	No	No criteria
102	Aldrin	0.00014	<0.005	No data	No	MEC<C
103	Alpha-BHC	0.013	<0.01	No data	No	MEC<C
104	Beta-BHC	0.046	<0.005	No data	No	MEC<C
105	Gamma-BHC (aka Lindane)	0.063	0.006	No data	No	MEC<C
106	delta-BHC	No criteria	<0.005	No data	No	No criteria
107	Chlordane	0.00059	<0.05	No data	No	MEC<C
108	4,4'-DDT	0.00059	<0.01	No data	No	MEC<C
109	4,4'-DDE	0.00059	<0.01	No data	No	MEC<C
110	4,4'-DDD	0.00084	<0.01	No data	No	MEC<C
111	Dieldrin	0.00014	<0.01	No data	No	MEC<C
112	Alpha-Endosulfan	0.056	<0.01	No data	No	MEC<C
113	Beta-Endosulfan	0.056	<0.01	No data	No	MEC<C
114	Endosulfan Sulfate	240	<0.01	No data	No	MEC<C
115	Endrin	0.036	<0.01	No data	No	MEC<C
116	Endrin Aldehyde	0.81	<0.01	No data	No	MEC<C
117	Heptachlor	0.00021	<0.01	No data	No	MEC<C
118	Heptachlor Epoxide	0.00011	<0.01	No data	No	MEC<C
119	PCB 1016	0.00017	<0. 1	No data	No	MEC<C
120	PCB 1221	0.00017	<0. 5	No data	No	MEC<C
121	PCB 1232	0.00017	<0. 3	No data	No	MEC<C
122	PCB 1242	0.00017	<0. 1	No data	No	MEC<C
123	PCB 1248	0.00017	<0. 1	No data	No	MEC<C
124	PCB 1254	0.00017	<0. 05	No data	No	MEC<C
125	PCB 1260	0.00017	<0. 1	No data	No	MEC<C
126	Toxaphene	0.00075	<0.5	No data	No	MEC<C

REVISIONS
TENTATIVE

CTR No.	Constituent	Applicable Water Quality Criteria (C) μg/L	Max Effluent Conc. (MEC) μg/L	Maximum Detected Receiving Water Conc.(B) μg/L	RPA Result - Need Limitation?	Reason
	Iron	300	88.5	No data	No	MEC<C
	Total Trihalomethanes	80	74.6	No data	YES	Effluent projection>C with TSD RPA methodology
	Perchlorate	6	2.3	No data	NO	MEC<C

4. WQBEL Calculations

- a. **Calculation Options.** Once RPA has been conducted using either the TSD or the SIP methodologies, WQBELs are calculated. Alternative procedures for calculating WQBELs include:

- Use WLA from applicable TMDL
- Use a steady-state model to derive MDELs and AMELs.
- Where sufficient data exist, use a dynamic model which has been approved by the State Water Board.

b. **TMDL-based WQBELS**

i. **Upper Santa Clara River Chloride TMDL.**

The Upper Santa Clara River TMDL for Chloride assigns WLA for chloride to the Saugus WRP. The Chloride final effluent limits are based upon the WLA and the conditional WLA for chloride.

ii. **Santa Clara River Nitrogen Compounds TMDL.**

The Santa Clara River Nitrogen Compounds TMDL assigns WLA for ammonia N, nitrate plus nitrite as N, nitrate as N, and nitrite as N to the Saugus WRP. The final effluent limits for those pollutants are based upon the WLA.

- c. **SIP Calculation Procedure.** Section 1.4 of the SIP requires the step-by-step procedure to “adjust” or convert CTR numeric criteria into AMELs and MDELs, for toxics.

Step 3 of section 1.4 of the SIP (starting on page 6) lists the statistical equations that adjust CTR criteria for effluent variability.

Step 5 of section 1.4 of the SIP (starting on page 8) lists the statistical equations that adjust CTR criteria for averaging periods and exceedance frequencies of the criteria/objectives. This section also reads, “For this method only, maximum daily effluent limitations shall be used for publicly-owned treatment works (POTWs) in place of average weekly limitations.”

REVISIONS TENTATIVE

The RPA was performed for the priority pollutants regulated in the CTR for which data are available. RPA results showed that there was reasonable potential for the Saugus WRP to exceed the CTR criteria for Copper, Lead, Mercury, Nickel, Zinc, Cyanide, and Benzo(a)anthracene.

d. **Impracticability Analysis**

Federal NPDES regulations contained in 40 CFR § 122.45 continuous dischargers, states that all permit limitations, standards, and prohibitions, including those to achieve water quality standards, shall unless impracticable be stated as maximum daily and average monthly discharge limitations for all dischargers other than POTWs.

As stated by USEPA in its long standing guidance for developing WQBELs average alone limitations are not practical for limiting acute, chronic, and human health toxic effects.

For example, a POTW sampling for a toxicant to evaluate compliance with a 7-day average limitation could fully comply with this average limit, but still be discharging toxic effluent on one, two, three, or up to four of these seven days and not be meeting 1-hour average acute criteria or 4-day average chronic criteria. For these reason, USEPA recommends daily maximum and 30-day average limits for regulating toxics in all NPDES discharges. For the purposes of protecting the acute effects of discharges containing toxicants (CTR human health for the ingestion of fish), daily maximum limitations have been established in this NPDES permit for cyanide because it is considered to be a carcinogen and is bioaccumulative.

A 7-day average alone would not protect one, two, three, or four days of discharging pollutants in excess of the acute and chronic criteria. Fish exposed to these endocrine disrupting chemicals will be passed on to the human consumer. Endocrine disrupters alter hormonal functions by several means. These substances can:

- mimic or partly mimic the sex steroid hormones estrogens and androgens (the male sex hormone) by binding to hormone receptors or influencing cell signaling pathways.
- block, prevent and alter hormonal binding to hormone receptors or influencing cell signaling pathways.
- alter production and breakdown of natural hormones.
- modify the making and function of hormone receptors.

- e. **Mass-based limitations.** 40 CFR § 122.45(f)(1) requires that except under certain conditions, all permit limitations, standards, or prohibitions be expressed in terms of mass units. 40 CFR § 122.45(f)(2) allows the permit writer, at its discretion, to express limitations in additional units (e.g., concentration units). The regulations mandate that, where limitations are expressed in more than one unit, the permittee must comply with both.

Generally, mass-based limitations ensure that proper treatment, and not dilution, is employed to comply with the final effluent concentration limitations. Concentration-based effluent limitations, on the other hand, discourage the reduction in treatment efficiency during low-flow periods and require proper operation of the treatment

**REVISED
TENTATIVE**

units at all times. In the absence of concentration-based effluent limitations, a permittee would be able to increase its effluent concentration (i.e., reduce its level of treatment) during low-flow periods and still meet its mass-based limitations. To account for this, this permit includes mass and concentration limits for some constituents.

Table F-9. Summary of WQBELs for Discharge Point 001

Parameter	Units	Effluent Limitations				
		Average Monthly	Average Weekly	Maximum Daily	Instantaneous Min.	Instantaneous Max.
Ammonia Nitrogen	mg/L	2.0 ⁵	--	5.6 ⁵	--	--
[Nitrate + Nitrite] (as N)	mg/L	7.1 ⁵	--	--	--	--
Nitrate (as N)	mg/L	7.1 ⁵	--	--	--	--
Nitrite (as N)	mg/L	0.9 ⁵	--	--	--	--
Chloride (Conditional WLA-based limit)	mg/L	150 ⁶	--	230 ⁶	--	--
Chloride (Existing WQO-based limit)	mg/L	100 ⁷	--	--	--	--
Chloride (Revised WLA-based limit)	mg/L	150 ^{8, 9}	--	230 ⁸	--	--

⁵ This limitation is derived from the final waste load allocation, as set forth in Resolution No. 03-011, Amendment to the Water Quality Control Plan for the Los Angeles Region to include a TMDL for Nitrogen Compounds in the Santa Clara River, adopted by the Regional Water Board on August 7, 2003.

⁶ The 150 mg/L twelve-month rolling average final effluent limitation and the 230 mg/L maximum daily effluent limitation are derived from the conditional waste load allocations for chloride, as set forth in Resolution No. 2008-012, Amendment to the Water Quality Control Plan for the Los Angeles Region to Adopt Site Specific Chloride Objectives and to Revise the Upper Santa Clara River Chloride TMDL, adopted by the Regional Water Board on December 11, 2008, and approved by the State Water Board, the Office of Administrative Law (OAL), and USEPA on October 20, 2009, January 26, 2010, and April 6, 2010, respectively.

⁷ The 100 mg/L monthly average effluent limitation is based on the existing water quality objective in the Basin Plan and shall go into effect, replacing the final effluent limitations with Footnote 6 above, if the Permittee does not meet the conditions specified in the Implementation section of the *Upper Santa Clara River Chloride TMDL*, Resolution No. 2008-012. The 100 mg/L may also go into effect, as a three-month rolling average, replacing the final effluent limitations with Footnote 8 below, if the flow-weighted conditions specified in Resolution No. R4-2014-010 are not met by July 1, 2019.

⁸ The following three-month rolling average effluent limitation is derived from the waste load allocation for chloride, as set forth in Resolution No. R14-010, *Amendment to the Water Quality Control Plan for the Los Angeles Region to Incorporate an Averaging Period for Chloride Water Quality Objectives in Reaches 4B, 5 and 6; Incorporate New Site Specific Objectives for Chloride in Reaches 5 and 6; and Revise the Total Maximum Daily Load for Chloride in the Upper Santa Clara River*, adopted by the Regional Water Board on October 9, 2014, and approved by the State Water Board on December 16, 2014. Resolution No. R14-010, which revised Resolution No. 2008-12, has yet to be approved by OAL and USEPA

It is anticipated that the TMDL will undergo the full approval process by the end of March 2015. Following the approval of Resolution No. R14-010 by OAL, and USEPA, these WLA-based final effluent limitations for chloride shall become operative and will supersede the conditional WLA-based chloride effluent limitations described in Footnote 6 above.

⁹ This is a three-month rolling average, not a monthly average.

REVISSED TENTATIVE

Parameter	Units	Effluent Limitations				
		Average Monthly	Average Weekly	Maximum Daily	Instantaneous Min.	Instantaneous Max.
Copper	µg/L	15 ¹⁰	--	23 ¹⁰	--	--
	lbs/day	0.81	--	1.2	--	--
Lead	µg/L	7 ¹⁰	--	12 ¹⁰	--	--
	lbs/day	0.38	--	0.65	--	--
Mercury	µg/L	0.051 ¹⁰	--	0.11 ¹⁰	--	--
	lbs/day	0.0028	--	0.0060	--	--
Nickel	µg/L	89 ¹⁰	--	117 ¹⁰	--	--
	lbs/day	4.8	--	6.3	--	--
Zinc	µg/L	189 ¹⁰	--	218 ¹⁰	--	--
	lbs/day	10	--	12	--	--
Cyanide	µg/L	4.1 ¹⁰	--	8.9 ¹⁰	--	--
	lbs/day	0.22	--	0.48	--	--
Benzo(a)anthracene	µg/L	0.049 ¹⁰	--	0.098 ¹⁰	--	--
	lbs/day	0.0027	--	0.0053	--	--
Total Trihalomethanes	µg/L	80 ¹¹	--	--	--	--
	lbs/day	4.3	--	--	--	--
Chronic Toxicity ¹²	Pass or Fail, %Effect (TST)	Pass ¹³	--	Pass or %Effect <50	--	--

5. Whole Effluent Toxicity (WET)

Whole effluent toxicity (WET) testing protects ~~the~~ receiving water ~~s~~-quality from the aggregate toxic effect of a mixture of pollutants in the effluent. An acute toxicity test is conducted over a short time period and measures mortality. A chronic toxicity test is conducted over a short or a longer period of time and may measure mortality, reproduction, and growth. A chemical at a low concentration ~~could~~ have chronic effects but no acute effects until ~~it the chemical gets to~~ as at a higher ~~level~~ concentration. Because of the nature of industrial discharges into the POTW sewershed, it is possible that ~~other~~ toxic constituents could be present in the Saugus WRP effluent, or could have synergistic or additive effects.

Two exceedances of the 1.0 TUC monthly median accelerated testing trigger were observed in the final effluent from July 2009 to October 2014. Eighteen acute toxicity testing results from the same period did not exceed any acute toxicity requirements. therefore there is no reasonable potential for acute toxicity. Regional Water Board staff

¹⁰ This limitation is derived from the CTR and the SIP.

¹¹ This limitation is derived from the Basin Plan water quality objective.

¹² The median monthly effluent limitation (MMEL) shall be reported as "Pass" or "Fail". The maximum daily effluent limitation (MDEL) shall be reported as "Pass" or "Fail" and "% Effect". The MMEL for chronic toxicity shall only apply when there is a discharge more than one day in a calendar month period. During such calendar months, up to three independent toxicity tests may be conducted when one toxicity test results in "Fail".

¹³ This is a Median Monthly Effluent Limitation.

determined that, pursuant to the SIP, reasonable potential exists for chronic toxicity. As such, the permit contains effluent limitations for chronic toxicity.

The 2009 permit contained final effluent limitations for both acute toxicity and chronic toxicity. ~~But~~ the 2015 permit only contains ~~a~~ final effluent limitations s for chronic toxicity, expressed as a median monthly ~~median~~ and a ~~daily~~ maximum daily ~~s~~. Since chronic toxicity is a more stringent requirement than acute toxicity, ~~Removal of the numeric acute toxicity effluent limitations from the 2009 permit does not constitute backsliding because of this.~~

The effluent limitations for chronic toxicity were established because effluent data showed that there is reasonable potential for the pollutants to be present in the discharge at levels that would cause or contribute to a violation of water quality standard. The Permittee's past compliance summary is discussed in greater detail in section II.D. of this Fact Sheet.

In the past, the State Water Board reviewed the circumstances warranting a numeric chronic toxicity effluent limitation when there is reasonable potential with respect to SWRCB/OCC Files A-1496 & A-1496(a) [Los Coyotes/Long Beach Petitions]. On September 16, 2003, at a public hearing, the State Water Board adopted Order No. 2003-0012 (Los Coyotes Order) deferring the issue of numeric chronic toxicity effluent limitations until a subsequent Phase of the SIP is adopted. In the meantime, the State Water Board replaced the numeric chronic toxicity limitation with a narrative effluent limitation and a 1.0 TUC trigger, in the Long Beach and Los Coyotes WRP NPDES permits. The Saugus WRP 2009 permit contained a narrative chronic toxicity limitation consistent with the direction of the State Water Board.

However, many facts have changed since the State Water Board adopted the Los Coyotes Order in 2003. USEPA published two new guidance documents with respect to chronic toxicity testing; the Los Angeles Regional Water Board adopted NPDES permits for industrial facilities incorporating TST-based limitations for chronic toxicity and has adopted numeric chronic toxicity limitations for industrial facilities and POTWs with TMDL WLAs of 1 TUC; and the Santa Ana Regional Water Board adopted an NPDES permit for a POTW incorporating TST-based limitations for chronic toxicity. In addition to these and other factual developments, the State Water Board has not adopted a revised policy that addresses chronic toxicity effluent limitations in NPDES permits for inland discharges, as anticipated by the Los Coyotes Order. Because the Los Coyotes Order explicitly "declined to make a determination ... regarding the propriety of the final numeric effluent limitations for chronic toxicity..." (Los Coyotes Order, p. 9) and because of the differing facts before the Regional Water Board in 2014 as compared to the facts that were the basis for the Los Coyotes Order in 2003, the Regional Water Board concludes that the Los Coyotes Order does not require inclusion of narrative rather than numeric effluent limitations for chronic toxicity. Further, the Regional Water Board finds that numeric effluent limitations for chronic toxicity are necessary, feasible, and appropriate because effluent data exhibited reasonable potential to cause or contribute to an exceedance of the water quality objective. The Saugus WRP 2015 permit contains numeric chronic toxicity effluent limitations. Compliance with the chronic toxicity requirements contained in the 2015 Order is determined in accordance to sections VII. I and J of this Order.

On July 7, 2014, the Chief Deputy of the Water Quality Division announced that the State Water Board would be releasing a revised version of the Chronic Toxicity Plan for public comment within a few weeks. Regional Water Board staff await its release. Because

REVISED
TENTATIVE

effluent data exhibited reasonable potential to cause or contribute to an exceedance of the water quality objective, the Saugus WRP 2015 permit contains numeric chronic toxicity effluent limitations. Compliance with the chronic toxicity requirement contained in the 2015 Order shall be determined in accordance to sections VII.J of the WDR. Never the less, this Order contains a reopener to require the Regional Water Board to modify the permit, if necessary, to make it consistent with any new policy, law, or regulation.

For this permit, chronic toxicity in the discharge is evaluated using a median monthly ~~median~~ effluent limitation and a maximum daily effluent limitation that utilizes USEPA's 2010 Test of Significant Toxicity (TST) hypothesis testing approach. The chronic toxicity effluent limitations ~~s are~~ expressed as "Pass" ~~or "Fail"~~ for the median monthly summary results and "Pass" or ~~"Fail"~~ and "<50% Percent Effect" for each ~~maximum daily~~ of the individual ~~chronic toxicity~~ result.

In January 2010, USEPA published a guidance document titled: "EPA Regions 8, 9 and 10 Toxicity Training Tool," which among other things discusses permit limit expression for chronic toxicity. The document acknowledges that NPDES regulations at 40 CFR 122.45(d) require that all permit limitations be expressed, unless impracticable, as an average weekly effluent limit (AWEL) ~~both a Maximum Daily Limitation (MDL) and an Average Monthly Effluent Limitation (AMEL) for all dischargers other than POTWs, and as an average weekly limit (AWL) and AML for POTWs.~~ Following Section 5.2.3 of the Technical Support Document (TSD), the use of an AWEL is not appropriate for WET. In lieu of an AWEL for POTWs, EPA recommends establishing an MEEL for toxic pollutants and pollutants in water quality permitting, including WET. This is appropriate for two reasons. The basis for the average weekly requirement for POTWs derives from secondary treatment regulations and is not related to the requirement to assure achievement of WQS. Moreover, an average weekly requirement comprising up to seven daily samples could average out daily peak toxic concentrations for WET and therefore, the discharge's potential for causing acute and chronic effects would be missed. It is impracticable to use an AWEL, because short-term spikes of toxicity levels that would be permissible under the 7-day average scheme would not be adequately protective of all beneficial uses. The MEEL is the highest allowable value for the discharge measured during a calendar day or 24-hour period representing a calendar day. The AMEL is the highest allowable value for the average of daily discharges obtained over a calendar month. For WET, this is the average of individual WET test results for that calendar month. However, in cases where a chronic mixing zone is not authorized, EPA Regions 9 and 10 continue to recommend that the AMEL for chronic WET should be expressed as a median monthly effluent limit (MMEEL).

Later in June 2010, USEPA published another guidance document titled, Test of Significant Toxicity Implementation Document (EPA 833-R-10-003, June 2010), in which they recommend the following: "Permitting authorities should consider adding the TST approach to their implementation procedures for analyzing valid WET data for their current NPDES WET Program." The TST approach is another statistical option for analyzing valid WET test data. Use of the TST approach does not result in any changes to EPA's WET test methods. Section 9.4.1.2 of USEPA's *Short-term Methods for Estimating the Chronic Toxicity of Effluents and Receiving Waters to Freshwater Organisms* (EPA/821/R-02/013, 2002), recognizes that, "the statistical methods in this manual are not the only possible methods of statistical analysis." The TST approach can be applied to acute (survival) and chronic (sublethal) endpoints and is appropriate to use for both freshwater and marine EPA WET test methods.

**R
E
V
I
S
E
D

T
E
N
T
A
T
I
V
E**

USEPA's WET testing program and acute and chronic WET methods rely on the measurement result for a specific test endpoint, not upon achievement of specified concentration-response patterns to determine toxicity. USEPA's WET methods do not require achievement of specified effluent or ambient concentration-response patterns prior to determining that toxicity is present.¹⁴ Nevertheless, USEPA's acute and chronic WET methods require that effluent and ambient concentration-response patterns generated for multi-concentration acute and chronic toxicity tests be reviewed—as a component of test review following statistical analysis—to ensure that the calculated measurement result for the toxicity test is interpreted appropriately. (EPA-821-R-02-012, section 12.2.6.2; EPA-821-R-02-013, section 10.2.6.2.). In 2000, EPA provided guidance for such reviews to ensure that test endpoints for determining toxicity based on the statistical approaches utilized at the time the guidance was written (NOEC, LC50's, IC25s) were calculated appropriately (EPA 821-B-00-004).

USEPA designed its 2000 guidance as a standardized step-by step review process that investigates the causes for ten commonly observed concentration-response patterns and provides for the proper interpretation of the test endpoints derived from these patterns for NOECs, LC50s, and IC25s, thereby reducing the number of misclassified test results. The guidance provides one of three determinations based on the review steps: that calculated effect concentrations are reliable and should be reported, that calculated effect concentrations are anomalous and should be explained, or that the test was inconclusive and should be repeated with a newly collected sample. The standardized review of the effluent and receiving water concentration-response patterns provided by EPA's 2000 guidance decreased discrepancies in data interpretation for NOEC, LC50, and IC25 test results, thereby lowering the chance that a truly nontoxic sample would be misclassified and reported as toxic.

Appropriate interpretation of the measurement result from USEPA's TST statistical approach (pass/fail) for effluent and receiving water samples is, by design, independent from the concentration-response patterns of the toxicity tests for those samples. Therefore, when using the TST statistical approach, application of EPA's 2000 guidance on effluent and receiving waters concentration-response patterns will not improve the appropriate interpretation of TST results as long as all Test Acceptability Criteria and other test review procedures—including those related to Quality Assurance for effluent and receiving water toxicity tests, reference toxicity tests, and control performance (mean, standard deviation, and coefficient of variation)—described by the WET test methods manual and TST guidance, are followed. The 2000 guidance may be used to identify reliable, anomalous, or inconclusive concentration-response patterns and associated statistical results to the extent that the guidance recommends review of test procedures and laboratory performance already recommended in the WET test methods manual. The guidance does not apply to single-concentration (IWC) and control statistical t-tests and does not apply to the statistical assumptions on which the TST is based. The Regional Water Board will not consider a concentration-response pattern as sufficient basis to determine that a TST t- test result for a toxicity test is anything other than valid, absent other evidence. In a toxicity laboratory, unexpected concentration-response patterns should not occur with any regular frequency and consistent reports of anomalous or inconclusive concentration-response patterns or test results that are not valid will require an investigation of laboratory practices.

¹⁴ See, Supplementary Information in support of the Final Rule establishing WET test methods at 67 Fed.Reg. 69952, 69963, Nov. 19, 2002

Any Data Quality Objectives or Standard Operating Procedure used by the toxicity testing laboratory to identify and report valid, invalid, anomalous, or inconclusive effluent or receiving water toxicity test measurement results from the TST statistical approach which include a consideration of concentration-response patterns and/or PMSDs must be submitted for review by the Regional Water Board, in consultation with USEPA and the State Water Board's Quality Assurance Officer and Environmental Laboratory Accreditation Program (40 CFR 122.44(h)). As described in the bioassay laboratory audit directives to the San Jose Creek Water Quality Laboratory from the State Water Resources Control Board dated August 7, 2014, and from the USEPA dated December 24, 2013, the PMSD criteria only apply to compliance for NOEC and the sublethal endpoints of the NOEC, and therefore are not used to interpret TST results.

D. Final Effluent Limitation Considerations

1. Anti-Backsliding Requirements

Sections 402(o) and 303(d)(4) of the CWA and federal regulations at 40 CFR § 122.44(l) prohibit backsliding in NPDES permits, with certain exceptions. These anti-backsliding provisions require effluent limitations in a reissued permit to be as stringent as those in the previous permit, with some exceptions where limitations may be relaxed. The effluent limitations in this Order are as stringent as those in the prior permit, Order No. R4-2009-0075 with the exception of the limitations for Antimony, Cadmium, Iron, Cyanide, and Perchlorate.

Section 402(o)(2) of the Clean Water Act provides statutory exceptions to the general prohibition of backsliding contained in CWA section 402(o)(1). One of these exception allows backsliding if "information is available which was not available at the time of permit issuance (other than revised regulations, guidance, or test methods) and which would have justified the application of a less stringent effluent limitation at the time of permit issuance" (Section (B)(i)). The final effluent limitations for Antimony, Cadmium, Iron, and Perchlorate were removed and the final effluent limitations for cyanide were reduced based on new monitoring information; therefore the Saugus WRP may meet the backsliding exception under CWA section 402(o)(2).

The final effluent limitations for Antimony, Cadmium, Iron, and Perchlorate have been removed as compared to the prior order as a result of the new monitoring data used in the reasonable potential calculations that indicated there was no reasonable potential for the effluent to cause or contribute to an exceedance of the applicable water quality objective. The removal of the effluent limitations for Antimony, Cadmium, Iron, and Perchlorate is consistent with the anti-backsliding requirements of the CWA and federal regulations. Applicable exceptions to the anti-backsliding requirements justifying removal of certain effluent limitations include a) material and substantial alterations or additions to the permitted facility occurred after permit issuance and b) new information obtained after permit issuance. Relaxed effluent limitations for cyanide are based on new monitoring information and updated coefficients of variation. This information would have justified the application of a less stringent effluent limitation at the time the previous permit was issued. In addition, the Saugus WRP has plans to start recycling water, which will decrease the mass of cyanide that is discharged to surface waters.

The effluent limitations in this Order are at least as stringent as the effluent limitations in the previous Order, with the exception of effluent limitation for Antimony, Cadmium, Iron, Perchlorate, and Cyanide, as discussed above.

REVISED
TENTATIVE

Under CWA sections 403(o)(1)/303(d)(4)(B) for waters in attainment, relaxation is consistent with the State's antidegradation policy because the discharge is in compliance with existing water quality objectives for Antimony, Cadmium, and Perchlorate in the Santa Clara River.

The other effluent limitations contained in Order No. R4-2009-0075 were not removed because the pollutants continue to show reasonable potential to cause or contribute to an exceedance of the applicable water quality criteria.

2. Antidegradation Policies

40 CFR § 131.12 requires that state water quality standards include an antidegradation policy consistent with the federal antidegradation policy. On October 28, 1968, the State Water Board established California's antidegradation policy when it adopted Resolution No. 68-16, *Statement of Policy with Respect to Maintaining the Quality of the Waters of the State*. Resolution No. 68-16 requires that existing water quality be maintained unless degradation is justified based on specific findings. The State Water Board has, in State Water Board Order No. 86-17 and an October 7, 1987 guidance memorandum, interpreted Resolution No. 68-16 to be fully consistent with the federal antidegradation policy contained in 40 CFR § 131.12. Similarly, CWA section 303(d)(4)(B) and 40 CFR § 131.12 require that all permitting actions be consistent with the federal antidegradation policy. Together, the state and federal antidegradation policies are designed to ensure that a water body will not be degraded resulting from the permitted discharge. The Regional Water Board's Basin Plan implements, and incorporates by reference, both the state and federal antidegradation policies.

The Santa Clara River is included on the 303(d) list for many pollutants as described above in section II.D of this Fact Sheet, and therefore is not a high quality water with respect to these constituents. The Regional Water Board is implementing the *Upper Santa Clara River Chloride* TMDL and the *Santa Clara River Nitrogen Compounds* TMDL approved by USEPA so that water quality standards in the receiving waters can be attained at a future date for: chloride, ammonia nitrogen, nitrate plus nitrite as nitrogen, nitrate as nitrogen, and nitrite as nitrogen. The NPDES permit contains concentration-based limits for chloride, ammonia nitrogen, nitrate plus nitrite nitrogen, nitrate nitrogen, and nitrite nitrogen to protect aquatic life beneficial use from the point of discharge and downstream of the discharge. The permit also contains concentration-based effluent limitations based on the Basin Plan to protect human health and recreational uses in the receiving water. In addition, SCVSD is implementing plans to maximize the recycling of its high-quality tertiary-treated effluent. The renewal of the NPDES permit will not lower surface water quality because the planned changes to the plant's treatment facilities or processes will reduce the concentrations of certain constituents in the discharged effluent. Once the new reverse osmosis (RO) treatment system is installed at the SCVSD Valencia WRP, located downstream of the Saugus WRP, the RO system will reduce chloride concentrations. Installation of new ultraviolet disinfection system, to replace the existing chlorine-based disinfection process, will reduce total trihalomethane concentrations because these pollutants are formed as byproducts of the chlorine-based disinfection process. Monitoring for these constituents in the effluent and receiving waters continue to be required under this Order. The Regional Water Board may modify the terms of this Order to prevent degradation of high quality waters based on any change in the concentration of these constituents in the effluent or receiving water that indicates that a degradation of high quality waters may occur. The treatment required by this Order is the best practicable treatment or control of the discharge necessary to

REVISED
TENTATIVE

assure that a pollution or nuisance will not occur and that the highest water quality consistent with maximum benefit to the people of the State will be maintained. Therefore, discharges permitted in this Order are consistent with the antidegradation provisions of 40 CFR § 131.12 and State Water Board Resolution No. 68-16.

3. Stringency of Requirements for Individual Pollutants

This Order contains both TBELs and WQBELs for individual pollutants. The technology-based effluent limitations consist of restrictions on BOD, TSS, pH, and percent removal of BOD and TSS. Restrictions on BOD, TSS and pH are discussed in section IV.B. of the Fact Sheet. This Order's technology-based pollutant restrictions implement the minimum, applicable federal technology-based requirements. In addition, this Order contains effluent limitations more stringent than the minimum, federal technology-based requirements that are necessary to meet water quality standards.

Water quality-based effluent limitations have been scientifically derived to implement WQOs that protect beneficial uses. Both the beneficial uses and the WQOs have been approved pursuant to federal law and are the applicable federal water quality standards. To the extent that toxic pollutant WQBELs were derived from the CTR, the CTR is the applicable standard pursuant to 40 CFR § 131.38. The scientific procedures for calculating the individual water quality-based effluent limitations for priority pollutants are based on the CTR-SIP, which was approved by USEPA on May 18, 2000. All beneficial uses and WQOs contained in the Basin Plan were approved under state law and submitted to and approved by USEPA prior to May 30, 2000. Any WQOs and beneficial uses submitted to USEPA prior to May 30, 2000, but not approved by USEPA before that date, are nonetheless "applicable water quality standards for purposes of the CWA" pursuant to 40 CFR § 131.21(c)(1). Collectively, this Order's restrictions on individual pollutants are no more stringent than required to implement the requirements of the CWA and the applicable water quality standards for purposes of the CWA.

Table F-10. Summary of Final Effluent Limitations for Discharge Point 001

Parameter	Units	Effluent Limitations					Basis
		Average Monthly	Average Weekly	Maximum Daily	Instantaneous Min.	Instantaneous Max.	
BOD ₅ 20°C	mg/L	20	30	45			Tertiary treatment technology
	lbs/day ¹⁵	1080	1630	2440			
Total Suspended Solids (TSS)	mg/L	15	40	45	--	--	Tertiary treatment technology
	lbs/day ^{15,4}	810	2170	2440	--	--	
pH	standard units	--	--	--	6.5	8.5	Basin Plan
Removal Efficiency for BOD and TSS	%	85	--	--	--	--	40 CFR 133
Oil and Grease	mg/L	10	--	15	--	--	Basin Plan Narrative & BPJ
	lbs/day ¹⁵	540	--	810	--	--	
Settleable Solids	ml/L	0.1	--	0.3	--	--	Basin Plan Narrative & BPJ

¹⁵ The mass emission rates are based on the plant design flow rate of 6.5 MGD, and are calculated as follows: Flow (MGD) x Concentration (mg/L) x 8.34 (conversion factor) = lbs/day. During wet-weather storm events in which the flow exceeds the design capacity, the mass discharge rate limitations shall not apply, and concentration limitations will provide the only applicable effluent limitations.

Parameter	Units	Effluent Limitations					Basis
		Average Monthly	Average Weekly	Maximum Daily	Instantaneous Min.	Instantaneous Max.	
Total Residual Chlorine	mg/L	--	--	0.1	--	--	Basin Plan
Chloride	mg/L	150 ¹⁶	--	230 ¹⁶	--	--	Chloride TMDL Conditional WLA
	mg/L	100 ¹⁷	--	--	--	--	Basin Plan
	mg/L	150 ¹⁸	--	230 ¹⁸	--	--	Revised Chloride TMDL WLA to supersede previous WLA
Total dissolved solids	mg/L	1000	--	--	--	--	Basin Plan
	lbs/day ¹⁵⁴	54,200	--	--	--	--	
Sulfate	mg/L	300	--	--	--	--	Basin Plan
	lbs/day ¹⁵⁴	16,300	--	--	--	--	
Boron	mg/L	1.5	--	--	--	--	Basin Plan
	lbs/day ¹⁵⁴	81	--	--	--	--	
MBAS	mg/L	0.5	--	--	--	--	Basin Plan
	lbs/day ¹⁵⁴	27	--	--	--	--	
Ammonia Nitrogen	mg/L	2.0	--	5.6	--	--	Nitrogen TMDL
Nitrate + Nitrite (as N)	mg/L	7.1	--	--	--	--	Nitrogen TMDL
Nitrate (as N)	mg/L	7.1	--	--	--	--	Nitrogen TMDL
Nitrite (as N)	mg/L	0.9	--	--	--	--	Nitrogen TMDL
Copper	µg/L	15	--	23	--	--	CTR/SIP
	lbs/day ¹⁵⁴	0.81	--	1.2	--	--	
Cyanide	µg/L	4.1	--	8.9	--	--	CTR/SIP
	lbs/day ¹⁵⁴	0.22	--	0.48	--	--	
Lead	µg/L	7	--	12	--	--	CTR/SIP
	lbs/day ¹⁵⁴	0.4	--	0.65	--	--	
Mercury	µg/L	0.051	--	0.11	--	--	CTR/SIP
	lbs/day ¹⁵⁴	0.0028	--	0.006	--	--	

¹⁶ The 150 mg/L twelve-month rolling average final effluent limitation and the 230 mg/L maximum daily effluent limitation are derived from the conditional waste load allocations for chloride, as set forth in Resolution No. 2008-012, Amendment to the Water Quality Control Plan for the Los Angeles Region to Adopt Site Specific Chloride Objectives and to Revise the Upper Santa Clara River Chloride TMDL, adopted by the Regional Water Board on December 11, 2008, and approved by the State Water Board, the Office of Administrative Law (OAL), and USEPA on October 20, 2009, January 26, 2010, and April 6, 2010, respectively.

¹⁷ The 100 mg/L monthly average effluent limitation is based on the existing water quality objective in the Basin Plan and shall go into effect, replacing the final effluent limitations with Footnote 16⁵ above, if the Permittee does not meet the conditions specified in the Implementation section of the *Upper Santa Clara River Chloride TMDL*, Resolution No. 2008-012. The 100 mg/L may also go into effect, as a three-month rolling average, replacing the final effluent limitations with Footnote 18⁷ below, if the flow-weighted conditions specified in Resolution No. R4-2014-010 are not met by July 1, 2019.

¹⁸ The ~~following 150 mg/L~~ three-month rolling average ~~and the 230 mg/L daily maximum~~ effluent limitation is derived from the waste load allocation for chloride, as set forth in Resolution No. R14-010, *Amendment to the Water Quality Control Plan for the Los Angeles Region to Incorporate an Averaging Period for Chloride Water Quality Objectives in Reaches 4B, 5 and 6; Incorporate New Site Specific Objectives for Chloride in Reaches 5 and 6; and Revise the Total Maximum Daily Load for Chloride in the Upper Santa Clara River*, adopted by the Regional Water Board on October 9, 2014, and approved by the State Water Board on December 16, 2014. Resolution No. R14-010, which revised Resolution No. 2008-12, has yet to be approved by OAL and USEPA

It is anticipated that the TMDL will undergo the full approval process by the end of March 2015. Following the approval of Resolution No. R14-010 by OAL, and USEPA, these WLA-based final effluent limitations for chloride shall become operative and will supersede the conditional WLA-based chloride effluent limitations described in Footnote 16 above.

Parameter	Units	Effluent Limitations					Basis
		Average Monthly	Average Weekly	Maximum Daily	Instantaneous Min.	Instantaneous Max.	
Nickel	µg/L	89	--	117	--	--	CTR/SIP
	lbs/day ¹⁵⁴	4.8	--	6.3	--	--	
Zinc	µg/L	189	--	218	--	--	CTR/SIP
	lbs/day ¹⁵⁴	10	--	12	--	--	
Benzo(a)anthracene	µg/L	0.049	--	0.098	--	--	CTR/SIP
	lbs/day ¹⁵⁴	0.0027	--	0.0053	--	--	
Total Trihalomethanes (TTHMs)	µg/L	80	--	--			Basin Plan
	lbs/day ¹⁵⁴	4.3	--	-			
Chronic Toxicity ¹⁹	Pass or Fail, %Effect	Pass ²⁰	--	Pass or %Effect <50			TST & USEPA Guidance

E. Interim Effluent Limitations

Compliance schedules and the interim limitations are included in Section IV.A.2 of this NPDES Order for chloride, authorized under TMDLs (Basin Plan Amendments) which have been adopted by the Regional Water Board, approved by the State Water Board, and are awaiting approval by the Office of Administrative Law and USEPA. It is anticipated that the TMDL will undergo the full approval process by the end of March 2015. However, interim limitations and compliance schedules may be provided in a separate Time Schedule Order if the permit effective date precedes the effective date (date of USEPA approval) of Resolution No. R2014-010. The Permittee may be subject to enforcement action for failure to complete the tasks by the given milestone dates, as specified in Table 6 of this Order and in Attachment J.

F. Land Discharge Specifications – Not Applicable

G. Recycling Specifications

The Discharger currently does not recycle any portion of its tertiary-treated effluent from the Saugus WRP. The production, distribution, and reuse of recycled water for direct, non-potable applications are presently regulated under Water Reclamation Requirements (WRR) Order No. 87-49, adopted by this Board on April 27, 1987. Pursuant to California Water Code section 13523, these WRRs were reviewed in 1997 and were readopted without change in Board Order No. 97-072, adopted on May 12, 1997. The use of recycled water varies from month to month depending on the demand. During the 2013 calendar year no tertiary treated effluent was recycled.

To plan for future projects, in 2002 Castaic Lake Water Agency (CLWA) developed a new Recycled Water Master Plan for the use of 17,400 acre-feet/year of recycled water produced at both the SCVSD's Valencia and Saugus WRPs by the year 2030. In 2007, CLWA

¹⁹ The median monthly effluent limitation (MMEL) shall be reported as "Pass" or "Fail". The maximum daily effluent limitation (MDEL) shall be reported as "Pass" or "Fail" and "% Effect". The MMEL for chronic toxicity shall only apply when there is a discharge more than one day in a calendar month period. During such calendar months, up to three independent toxicity tests may be conducted when one toxicity test results in "Fail".

²⁰ This is a Median Monthly Effluent Limitation.

completed CEQA analysis of the 2002 Recycled Water Master Plan. CLWA is in the process of conducting an update of the 2002 Recycled Water Master Plan and will enter into a new contract with SCVSD for the purchase and sale of recycled water.

CLWA is preparing the design of the second phase of its Recycled Water Master Plan. Phase 2A of the Master Plan would take water from the Saugus WRP and consists of a booster pump station, several thousand feet of pipelines, and a storage reservoir. This ~~sytem~~system would deliver an estimated 500 acre-feet per year (AFY) of recycled water from the Saugus WRP to the 80-acre Central Park, the River Village and Bridgeport developments, and city landscaping. The environmental documentation for this phase was completed in July 2011 and CLWA anticipates the construction of the project to be completed in 2017. There is also a new phase of the recycled water system, Phase 3C, that would extend the existing system southward and serve large irrigation customers. In 2012, CLWA, along with the local purveyor Valencia Water Company, were awarded Proposition 84 grant funding for Phase 2C, which is expected to deliver up to 900 AFY of recycled water.

V. RATIONALE FOR RECEIVING WATER LIMITATIONS

A. Surface Water

Receiving water limitations are based on WQOs contained in the Basin Plan and are a required part of this Order.

B. Groundwater

Limitations in this Order must protect not only surface receiving water beneficial uses, but also, the beneficial uses of underlying groundwater where there is a recharge beneficial use of the surface water. Sections of Santa Clara River, near the Saugus WRP discharge points, are designated as groundwater recharge (GWR) beneficial use. Surface water from Santa Clara River percolates into the Santa Clara River Valley East Groundwater Basin with MUN beneficial use specified in the Basin Plan. Since groundwater from the Basin is used to provide drinking water to the community, the groundwater aquifers must be protected.

The issue of using MCLs as the basis for establishing final effluent limitations in an NPDES permit, to protect the GWR beneficial use of surface waters and the MUN beneficial use of the groundwater basins, has been addressed by the State Water Board in its Water Quality Order No. WQ 2003-0009, in the *Matter of the Petitions of County Sanitation District No. 2 of Los Angeles and Bill Robinson for Review of Waste Discharge Requirements Order No. R4-2002-0142 and Time Schedule Order No. R4-2002-0143 for the Whittier Narrows Water Reclamation Plant*. The groundwater recharge GWR beneficial use is premised on a hydrologic connection between surface waters and groundwater, where the groundwater in this case is designated with an existing MUN beneficial use. Since there are no criteria or objectives specific to the GWR beneficial use, the Los Angeles Regional Water Board's Basin Plan, the effluent limitations for the GWR use are based on the groundwater MUN objectives. By doing so, the Regional Water Board ensures that the use of surface waters to recharge groundwater used as an existing drinking water source is protected. The fact that there are no criteria or objectives specific to the GWR beneficial use does not deprive the Regional Water Board the ability to protect the use. The CWA requires the permit to implement the water quality standards, which consists of both the beneficial uses and the water quality criteria. In California, an NPDES permit also serves as waste discharge requirements under state law.

The reasonable potential analysis was conducted using new data since adoption of the previous permit. The analysis showed that the discharge had reasonable potential to cause or contribute to an exceedance of the primary MCL for Total Trihalomethanes, therefore, a

REVISED

TENTATIVE

limit is included in the permit for this pollutant. The effluent limitations are expressed as a monthly average rather than a daily maximum, because it was assumed that the groundwater basins have assimilative capacity for these pollutants. The monthly averaging period is justified because these pollutants are not expected to produce acute effects. Since the discharge has reasonable potential to exceed the MCL, end-of-pipe final effluent limitations for Total Trihalomethanes are warranted.

VI. RATIONALE FOR PROVISIONS

A. Standard Provisions

Standard Provisions, which apply to all NPDES permits in accordance with 40 CFR § 122.41, and additional conditions applicable to specified categories of permits in accordance with 40 CFR § 122.42, are provided in Attachment D. The Permittee must comply with all standard provisions and with those additional conditions that are applicable under section 122.42.

Parts 122.41(a)(1) and (b) through (n) of 40 CFR establish conditions that apply to all state-issued NPDES permits. These conditions must be incorporated into the permits either expressly or by reference. If incorporated by reference, a specific citation to the regulations must be included in the Order. Part 123.25(a)(12) of 40 CFR allows the state to omit or modify conditions to impose more stringent requirements. In accordance with 40 CFR § 123.25, this Order omits federal conditions that address enforcement authority specified in 40 CFR § 122.41(j)(5) and (k)(2) because the enforcement authority under the CWC is more stringent. In lieu of these conditions, this Order incorporates by reference CWC section 13387(e).

B. Special Provisions

1. Reopener Provisions

This provision is based on 40 CFR part 123. The Regional Water Board may reopen the permit to modify permit conditions and requirements. Causes for modifications include the promulgation of new regulations, modification in sludge use or disposal practices, or adoption of new regulations by the State Water Board or Regional Water Board, including revisions to the Basin Plan.

2. Special Studies and Additional Monitoring Requirements

- a. **Constituent of Emerging Concern (CEC).** In recent years, the Los Angeles Regional Water Board has incorporated monitoring of a select group of man-made chemicals, particularly pesticides, pharmaceuticals and personal care products, known collectively as CECs, into permits issued to POTWs to better understand the propensity, persistence and effects of CECs in our environment. Recently adopted permits in this region contain requirements for CEC effluent monitoring and submittal of a work plan identifying the CECs to be monitored in the effluent, sample type, sampling frequency and sampling methodology. Based on feedback we have received from permittees and our review of the results of a recent CEC-related study by the Southern California Coastal Water Research Project (SCCWRP) and the State Water Board, we have modified our CEC monitoring program to respond to feedback while proceeding to fill identified data gaps without overly burdening any one permittee.

The Permittee has completed annual CEC monitoring for two years. The Regional Water Board has determined that two years is an appropriate time period to determine those CECs that are present in POTW effluent. Analysis under this section is for monitoring purposes only. Analytical results obtained for this study will

REVISED
TENTATIVE

not be used for compliance determination purposes, since the methods have not been incorporated into 40 CFR part 136.

- b. **Antidegradation Analysis and Engineering Report for Proposed Plant Expansion.** In the event of any proposed plant expansion, ~~¶~~ this provision is based on the State Water Board Resolution No. 68-16, which requires the Regional Water Board in regulating the discharge of waste to maintain high quality waters of the state. Prior to expanding the plant capacity, the Permittee must demonstrate that it has implemented adequate controls (e.g., adequate treatment capacity) to ensure that high quality waters will be maintained. This provision requires the Permittee to clarify that it has increased plant capacity through the addition of new treatment system(s) to obtain alternative effluent limitations for the discharge from the treatment system(s). This provision requires the Permittee to report specific time schedules for the plants projects. Prior to any plant expansion, ~~¶~~ this provision requires the Permittee to submit the Antidegradation Analysis and Engineering Report for the proposed Plant Expansion to the Regional Water Board for approval.
 - c. **Operations Plan for Proposed Expansion.** This provision is based on section 13385(j)(1)(D) of the CWC and allows a time period not to exceed 90 days in which the Permittee may adjust and test the treatment system(s). Prior to start-up of an expansion project, this provision requires the Permittee to submit an Operations Plan describing the actions the Permittee will take during the period of adjusting and testing to prevent violations.
 - d. **Treatment Plant Capacity.** The treatment plant capacity study required by section VI.C.2.c of this Order shall serve as an indicator for the Regional Water Board regarding Facility's increasing hydraulic capacity and growth in the service area.
3. **Best Management Practices and Pollution Prevention**
 - a. **Pollutant Minimization Program (PMP).** This provision is based on the requirements of section 2.4.5 of the SIP.
 4. **Construction, Operation, and Maintenance Specifications**

This provision is based on the requirements of 40 CFR § 122.41(e) and the previous Order.
 5. **Special Provisions for Municipal Facilities (POTWs Only)**
 - a. **Biosolids Requirements.** (NOT APPLICABLE).
 - b. **Pretreatment Requirements.** This permit contains pretreatment requirements consistent with applicable effluent limitations, national standards of performance, and toxic and performance effluent standards established pursuant to sections 208(b), 301, 302, 303(d), 304, 306, 307, 403, 404, 405, and 501 of the CWA, and amendments thereto. This permit contains requirements for the implementation of an effective pretreatment program pursuant to section 307 of the CWA; 40 CFR 35 and 403; and/or Title 23, CCR section 2233.
 - c. **Spill Reporting Requirements.** This Order established a reporting protocol for how different types of spills, overflow or bypasses of raw or partially treated sewage from

**R
E
V
I
S
E
D

T
E
N
T
A
T
I
V
E**

its collection system or treatment plant covered by this Order shall be reported to regulatory agencies.

The State Water Board issued General Waste Discharge Requirements for Sanitary Sewer Systems, Water Quality Order 2006-0003-DWQ (SSO WDR) on May 2, 2006. The Monitoring and Reporting Requirements for the SSO WDR were amended by Water Quality Order WQ 2008-0002-EXEC on February 20, 2008. On August 6, 2013, WQ Order No. 2006-0003-DWQ was amended by the State Water Board with the adoption of Monitoring and Reporting Program Order No. WQ 2013-0058-EXEC. The amendment went into effect on September 9, 2013. The SSO WDR requires public agencies that own or operate sanitary sewer systems with greater than one mile of pipes or sewer lines to enroll for coverage under the SSO WDR. The SSO WDR requires agencies to develop sanitary sewer management plans (SSMPs) and report all sanitary sewer overflows (SSOs), among other requirements and prohibitions.

Furthermore, the SSO WDR contains requirements for operation and maintenance of collection systems and for reporting and mitigating sanitary sewer overflows. Inasmuch that the Permittee's collection system is part of the system that is subject to this Order, certain standard provisions are applicable as specified in Provisions, section VI.C.5. For instance, the 24-hour reporting requirements in this Order are not included in the SSO WDR. The Permittee must comply with both the SSO WDR and this Order. The Permittee and public agencies that are discharging wastewater into the Facility were required to obtain enrollment for regulation under the SSO WDR by December 1, 2006.

In the past, the Los Angeles Regional Water Board has experienced loss of recreational use in coastal beaches and in recreational areas as a result of major sewage spills. The SSO requirements are intended to prevent or minimize impacts to receiving waters as a result of spills.

6. **Other Special Provisions (Not Applicable)**
7. **Compliance Schedules**

In general, an NPDES permit must include final effluent limitations that are consistent with CWA section 301 and with 40 CFR part 122.44(d). There are exceptions to this general rule. The State Water Board's Resolution 2008-0025 - Policy for Compliance Schedules in National Pollutant Discharge Elimination System PermitsII (Compliance Schedule Policy) allows compliance schedules for new, revised, or newly interpreted WQOs or criteria, or in accordance with a TMDL. All compliance schedules must be as short as possible, and may not exceed ten years from the effective date of the adoption, revision, or new interpretation of the applicable WQO or criterion, unless a TMDL allows a longer schedule. Any compliance schedule must be as short as possible. Where a compliance schedule for a final effluent limitation exceeds one year, the Order must include interim numeric effluent limitations for that constituent or parameter, interim requirements and dates toward achieving compliance, and compliance reporting within 14 days after each interim date. The Order may also include interim requirements to control the pollutant, such as pollutant minimization and source control measures.

The Discharger evaluated the Plant's ability to comply with the *Upper Santa Clara River Chloride TMDL* waste load allocations and provided information to support its conclusion that the Facility would not be able to consistently meet the chloride final effluent

**R
E
V
I
S
E
D

T
E
N
T
A
T
I
V
E**

limitations in this Order. The current configuration and treatment processes at the Valencia and Saugus WRPs are unable to meet the proposed final effluent limitation for chloride based upon the TMDL WLA, therefore the Permittee proposes to construct new ultra violet disinfection facilities at the Saugus WRP, and membrane filtration/ reverse osmosis, and brine minimization facilities at the Valencia WRP.

The information supporting the need for a compliance schedule is presented below:

Table F-11. Compliance Schedule for Chloride for Discharge Point 001

Project & Sub-tasks*	Implementa- tion Deadlines	9 month deliverable Schedule					
		4/1/15 to 12/31/15	1/1/16 to 9/30/16	10/1/16 to 6/30/17	7/1/17 to 3/30/18	4/1/18 to 12/31/18	1/1/19 to 9/30/19
Deep Well Injection Test Well							
• Complete Design	9/30/2015	X					
• Award Contract	1/20/2016		X				
• Construction and Testing	11/8/2016			X			
UV Disinfection Facilities at Valencia and Saugus WRPs							
• Complete Design	4/12/2017			X			
• Award Contract	7/10/2017				X		
• Start Onsite Construction	3/10/2018				X		
• Startup	7/1/2019						X
Membrane Filtration/Reverse Osmosis and Brine Minimization Facilities							
• Complete Design	4/12/2017			X			
• Award Contract	7/10/2017				X		
• Start Onsite Construction	3/10/2018				X		
• Startup	7/1/2019						X
Final Deep Well Injection Production Wells							
• Complete Design	6/6/2017			X			
• Start Onsite Construction	12/29/2018					X	
• Startup	7/1/2019						X
Brine Force Main and Pump Station							
• Complete 50% Design	11/6/2017				X		
• Complete Design	5/6/2018					X	
• Startup	7/1/2019						X

* The Regional Water Board acknowledges that on March 11, 2015 the SCVSD Board directed its staff to withdraw the proposed location for a deep injection well site identified in the TMDL from consideration within the Supplemental EIR and to evaluate alternative site locations. As a result, SCVSD may not be able to complete Task 4a ii and Task 4a iii specifically as they appear in Resolution R4-20 14-010, but intends to consider and implement an alternative for disposal of brine in sufficient time to achieve compliance by July 1, 2019. The Regional Water Board may not revise the TMDL within the NPDES permit, but will consider making modifications to the TMDL and, subsequently, the NPDES permit, upon request from the SCVSD.

REVIS
TENTATIVE

The compliance schedule is as short as possible. The compliance schedule for chloride does not exceed the 10 years maximum allowed under the Compliance Schedule Policy. Furthermore, the permit's effluent limitations for chloride are consistent with the WLAs specified in the *Upper Santa Clara River Chloride TMDL* that is established through a Basin Plan Amendment. The *Upper Santa Clara River Chloride TMDL* includes an implementation plan that contains a compliance schedule or implementation schedule for chloride.

The compliance schedule for chloride is included in Special Provisions section VI.C.7 of the Order. The permittee must comply with the proposed milestones by the timetable specified in Table 6 of the Order and in Attachment J. The Permittee may be subject to enforcement action for failure to complete such tasks.

VII. RATIONALE FOR MONITORING AND REPORTING REQUIREMENTS

Section 308(a) of the federal Clean Water Act and sections 122.41(h), (j)-(l), 122.44(i), and 122.48 of Title 40 of the Code of Federal Regulations (40 CFR) require that all NPDES permits specify monitoring and reporting requirements. CWC sections 13267 and 13383 also authorizes the Regional Water Board to establish monitoring, inspection, entry, reporting, and recordkeeping requirements. The MRP establishes monitoring, reporting, and recordkeeping requirements that implement federal and state requirements. The following provides the rationale for the monitoring and reporting requirements contained in the MRP for this Facility.

A. Influent Monitoring

Influent monitoring is required:

- To determine compliance with the permit conditions for BOD₅ 20°C and suspended solids removal rates;
- To assess treatment plant performance;
- To assess the effectiveness of the Pretreatment Program; and,
- As a requirement of the PMP

B. Effluent Monitoring

The Permittee is required to conduct monitoring of the permitted discharges in order to evaluate compliance with permit conditions. Monitoring requirements are given in the MRP Attachment E. This provision requires compliance with the MRP, and is based on 40 CFR parts 122.44(i), 122.62, 122.63, and 124.5. The MRP is a standard requirement in almost all NPDES permits (including this Order) issued by the Regional Water Board. In addition to containing definition of terms, it specifies general sampling/analytical protocols and the requirements of reporting spills, violation, and routine monitoring data in accordance with NPDES regulations, the CWC, and Regional Water Board policies. The MRP also contains sampling program specific for the Permittee's wastewater treatment plant. It defines the sampling stations and frequency, pollutants to be monitored, and additional reporting requirements. Pollutants to be monitored include all pollutants for which effluent limitations are specified. Further, in accordance with section 1.3 of the SIP, a periodic monitoring is required for all priority pollutants defined by the CTR, for which criteria apply and for which no effluent limitations have been established, to evaluate reasonable potential to cause or contribute to an excursion above a water quality standard.

Monitoring for those pollutants expected to be present in the discharge from the Facility, will be required as shown on the MRP and as required in the SIP. Semi-annual monitoring for

priority pollutants in the effluent is required in accordance with the Pretreatment requirements.

Table F-12. Monitoring Frequency Comparison

Parameter	Monitoring Frequency (2009 Permit)	Monitoring Frequency (2015 Permit)
Total waste flow	continuous	no change
Total residual chlorine	continuous	no change
Turbidity	continuous	no change
Temperature	weekly	no change
pH	weekly	no change
Settleable solids	weekly	no change
Total suspended solids	weekly	no change
Oil and grease	quarterly	no change
BOD	weekly	no change
Dissolved oxygen	monthly	no change
Total coliform	weekly	no change
Fecal Coliform	weekly	no change
E.coli	weekly	no change
Total Dissolved Solids	monthly	no change
Sulfate	monthly	no change
Chloride	monthly	no change
Boron	monthly	no change
MBAS	monthly	quarterly
CTAS	quarterly	no change
Ammonia nitrogen	monthly	no change
Nitrate + nitrite (as nitrogen)	monthly	no change
Nitrite nitrogen	monthly	no change
Nitrate	monthly	no change
Organic N	monthly	no change
TKN	monthly	no change
Orthophosphate-P	--	quarterly
Total Hardness (CaCO ₃)	monthly	no change
Chronic toxicity	monthly	no change
Acute toxicity	quarterly	--
Bis(2-ethylhexyl)phthalate	semiannually	no change
Benzo(a)anthracene	semiannually	monthly
Total Nitrogen	monthly	no change
Total Phosphorus	--	quarterly
Iron	monthly	quarterly
Fluoride	quarterly	annually
Antimony	monthly	quarterly
Arsenic	quarterly	semiannually
Barium	quarterly	semiannually
Beryllium	quarterly	semiannually
Cadmium	monthly	quarterly
Chromium III	quarterly	semiannually

REVISED

TENTATIVE

Parameter	Monitoring Frequency (2009 Permit)	Monitoring Frequency (2015 Permit)
Chromium VI	quarterly	semiannually
Total chromium	quarterly	semiannually
Copper	quarterly	monthly
Lead	quarterly	monthly
Mercury	quarterly	monthly
Nickel	quarterly	monthly
Selenium	quarterly	no change
Silver	quarterly	semiannually
Thallium	quarterly	semiannually
Zinc	quarterly	monthly
Cyanide	monthly	no change monthly
2,3,7,8-TCDD (Dioxin)	semiannually	semiannually
Bromoform	monthly	no change
Dibromochloromethane	monthly	no change
Chloroform	monthly	no change
Bromodichloromethane	monthly	no change
Methyl chloride	quarterly	semiannually
Methylene chloride	quarterly	semiannually
Tetrachloroethylene	quarterly	semiannually
1,4-dichlorobenzene	semiannually	no change
2,4,6-trichlorophenol	quarterly	semiannually
Diethyl phthalate	quarterly	semiannually
Alpha BHC	semiannually	no change
N-Nitrosodi-n-propylamine	semiannually	no change
Gamma-BHC (Lindane)	quarterly	no change
Chlordane	semiannually	no change
4,4'-DDT	semiannually	no change
4,4'- DDE	semiannually	no change
4,4'-DDD	semiannually	no change
Aldrin	semiannually	no change
Dieldrin	semiannually	no change
Endrin	semiannually	no change
Heptachlor epoxide	semiannually	no change
PCBs	semiannually	annually
Aroclor 1016	semiannually	annually
Aroclor 1221	semiannually	annually
Aroclor 1232	semiannually	annually
Aroclor 1242	semiannually	annually
Aroclor 1248	semiannually	annually
Aroclor 1254	semiannually	annually
Aroclor 1260	semiannually	annually
Toxaphene	semiannually	no change
Chlorpyrifos	semiannually	semiannually
Diazinon	semiannually	semiannually
Methoxychlor	quarterly	semiannually

REVISED
TENTATIVE

Parameter	Monitoring Frequency (2009 Permit)	Monitoring Frequency (2015 Permit)
2,4,-D	quarterly	semiannually
2,4,5-TP (Silvex)	quarterly	semiannually
Total Trihalomethanes ²¹	monthly	no change
Perchlorate	monthly	quarterly
1,4-Dioxane	semiannually	no change
1,2,3-Trichloropropane	semiannually	no change
Methyl-tert-butyl-ether (MTBE)	semiannually	no change
Radioactivity	semiannually	no change
Remaining USEPA priority pollutant not listed on this Table	semiannually	semiannually

C. WET Requirements

Whole effluent toxicity (WET) protects the receiving water quality from the aggregate toxic effect of a mixture of pollutants in the effluent. An acute toxicity test is conducted over a short time period and measures mortality. A chronic toxicity test is conducted over a longer period of time and may measure mortality, reproduction, and growth. Chronic toxicity is a more stringent requirement than acute toxicity. A chemical at a low concentration can have chronic effects but no acute effects until it gets to the higher level. For this permit, chronic toxicity in the discharge is evaluated using USEPA's 2010 Test of Significant Toxicity (TST) hypothesis testing approach, and is expressed as "Pass" or "Fail" for the median monthly summary results and "Pass" or "Fail" and "Percent Effect" for each individual chronic toxicity result. The chronic toxicity effluent limitations protect the narrative Basin Plan Water Quality Objective for chronic toxicity. The rationale for WET has been discussed extensively in section IV.C.5 of this Fact Sheet.

D. Receiving Water Monitoring

1. Surface Water

Receiving water monitoring is required to determine compliance with receiving water limitations and to characterize the water quality of the receiving water.

2. Groundwater – (Not Applicable)

E. Other Monitoring Requirements

1. Watershed Monitoring and Bioassessment Monitoring

The goals of the Watershed-wide Monitoring Program including the bioassessment monitoring for the Santa Clara River Watershed are to:

- Determine compliance with receiving water limitations;
- Monitor trends in surface water quality;
- Ensure protection of beneficial uses;
- Provide data for modeling contaminants of concern;

²¹ Total Trihalomethanes shall mean the sum of bromoform, bromodichloromethane, chloroform, and dibromochloromethane.

- Characterize water quality including seasonal variation of surface waters within the watershed;
- Assess the health of the biological community; and,
- Determine mixing dynamics of effluent and receiving waters in the estuary.

VIII. Consideration of Need to Prevent Nuisance & California Water Code Section 13241 Factors.

Some of the provisions/requirements in this Order are included to implement state law only. These provisions/requirements are not required or authorized under the federal CWA; consequently, violations of these provisions/requirements are not subject to the enforcement remedies that are available for NPDES violations. As required by CWC section 13263, the Regional Water Board has considered the need to prevent nuisance and the factors listed in CWC section 13241 in establishing the state law provisions/requirements. The Regional Water Board finds, on balance, that the state law requirements in this Order are reasonably necessary to prevent nuisance and to protect beneficial uses identified in the Basin Plan, and the section 13241 factors are not sufficient to justify failing to protect those beneficial uses.

- A. Need to prevent nuisance:** The state law requirements in this Order are required to prevent pollution or nuisance as defined in section 13050, subdivisions (l) and (m), of the CWC. Many are also required in accordance with narrative water quality objectives in the Basin Plan. These state requirements include, but are not limited to, groundwater limitations, spill prevention plans, operator certification, sanitary sewer overflow reporting, and requirements for standby or emergency power.
- B. Past, present, and probable future beneficial uses of water:** Chapter 2 of the Basin Plan identifies designated beneficial uses for water bodies in the Los Angeles Region. Beneficial uses of water relevant to this Order are also identified above in Section III.C.1.
- C. Environmental characteristics of the hydrographic unit under consideration, including the quality of water available thereto:** The environmental characteristics are discussed in the Region's Watershed Management Initiative Chapter, as well as available in State of the Watershed reports and the State's CWA Section 303(d) List of impaired waters. The environmental characteristics of the hydrographic unit, including the quality of available water, will be improved by compliance with the requirements of this Order. Additional information on the Santa Clara River Watershed is available at http://www.waterboards.ca.gov/losangeles/water_issues/programs/regional_program/Water_Quality_and_Watersheds/ws_sangabriel.shtml
- D. Water quality conditions that could reasonably be achieved through the coordinated control of all factors which affect water quality in the area:** The beneficial uses of the waterbodies in the Santa Clara River Watershed can reasonably be achieved through the coordinate control of all factors that affect water quality in the area. TMDLs have been developed (as required by the Clean Water Act) for many of the impairments in the watershed. A number of Regional Water Board programs and actions are in place to address the water quality impairments in the watershed, including regulation of point source municipal and industrial discharges with appropriate NPDES permits and non-point source discharges such as irrigated agriculture. All of these regulatory programs control the discharge of pollutants to surface and ground waters to prevent nuisance and protect beneficial uses. These regulatory programs have resulted in watershed solutions and have improved water quality. Generally, improvements in the quality of the receiving waters impacted by the permittee's discharges can be achieved by reducing the volume of discharges to receiving waters (e.g., through increased recycling), reducing pollutant loads through source control/pollution

**REVISED
TENTATIVE**

prevention, including operational source control such as public education (e.g., disposal of pesticides, pharmaceuticals, and personal care products into the sewer) and product or materials elimination or substitution, and removing pollutants through treatment.

- E. Economic considerations:** The Permittee did not present any evidence regarding economic considerations related to this Order. However, the Regional Water Board has considered the economic impact of requiring certain provisions pursuant to state law. The technology-based requirements for turbidity and bacteria are required to protect human health from virus/bacteria, and are indicative of properly operated filters and disinfection processes. The additional costs, if any, associated with complying with state law requirements are reasonably necessary to prevent nuisance and protect beneficial uses identified in the Basin Plan. Further, the loss of, or impacts to, beneficial uses would have a detrimental economic impact. Economic considerations related to costs of compliance are therefore not sufficient, in the Regional Water Board's determination, to justify failing to prevent nuisance and protect beneficial uses
- F. Need for developing housing within the region:** The Regional Water Board has no evidence regarding the need for developing housing within the region or how the Permittee's discharge will affect that need. The Regional Water Board, however, does not anticipate that these state law requirements will adversely impact the need for housing in the area. The region generally relies on imported water to meet many of its water resource needs. Imported water makes up a vast majority of the region's water supply, with local groundwater, local surface water, and reclaimed water making up the remaining amount. This Order helps address the need for housing by controlling pollutants in discharges, which will improve the quality of local surface and ground water, as well as water available for recycling and re-use. This in turn may reduce the demand for imported water thereby increasing the region's capacity to support continued housing development. A reliable water supply for future housing development is required by law, and with less imported water available to guarantee this reliability, an increase in local supply is necessary. Therefore, the potential for developing housing in the area will be facilitated by improved water quality.
- G. Need to develop and use recycled water:** The State Water Board's Recycled Water Policy requires the Regional Water Boards to encourage the use of recycled water. In addition, as discussed immediately above, a need to develop and use recycled water exists within the region, especially during times of drought. To encourage recycling, the Permittee is required by this Order to continue to explore the feasibility of recycling to maximize the beneficial reuse of tertiary treated effluent. Most of the effluent to be discharged under this order will be reused for beneficial purposes.

IX. PUBLIC PARTICIPATION

The Regional Water Board has considered the issuance of WDRs that will serve as an NPDES permit for Saugus WRP. As a step in the WDR adoption process, the Regional Water Board staff has developed tentative WDRs and has encouraged public participation in the WDR adoption process.

A. Notification of Interested Parties

The Regional Water Board notified the Permittee and interested agencies and persons of its intent to prescribe WDRs for the discharge and provided an opportunity to submit written comments and recommendations. Notification was provided through the following: public notice in daily newspaper by the Daily Journal Corporation which published the information on February 10, 2015<this date>, in the Signal<Newspaper>.

The public had access to the agenda and any changes in dates and locations through the Regional Water Board's website at: <http://www.waterboards.ca.gov/losangeles/>.

B. Written Comments

Interested persons were invited to submit written comments concerning tentative WDRs as provided through the notification process. Comments were due either in person or by mail to the Executive Office at the Regional Water Board at the address above on the cover page of this Order, or by email submitted to losangeles@waterboards.ca.gov.

To be considered by the Regional Water Board, the written comments were due at the Regional Water Board office by 5:00 p.m. on March 20, 2015. Comments received after the deadline are generally not accepted because to do so may prejudice the Regional Water Board and parties.

C. Public Hearing

The Regional Water Board held a public hearing on the tentative WDRs during its regular Board meeting on the following date and time and at the following location:

Date: April 9, 2015
Time: 9:00 a.m.
Location: Metropolitan Water District of Southern California, Board Room
700 North Alameda Street
Los Angeles, California

Interested persons were invited to attend. At the public hearing, the Regional Water Board heard testimony pertinent to the discharge, WDRs, and permit. For accuracy of the record, important testimony was requested in writing.

D. Reconsideration of Waste Discharge Requirements

Any aggrieved person may petition the State Water Board to review the decision of the Regional Water Board regarding the final WDRs. The petition must be received by the State Water Board at the following address within 30 calendar days of the Regional Water Board's action:

State Water Resources Control Board
Office of Chief Counsel
P.O. Box 100, 1001 I Street
Sacramento, CA 95812-0100

For instructions on how to file a petition for review, see http://www.waterboards.ca.gov/public_notices/petitions/water_quality/wqpetition_instr.shtml

E. Information and Copying

The ROWD, other supporting documents, and comments received are on file and may be inspected at the address above at any time between 8:30 a.m. and 4:45 p.m., Monday through Friday. Copying of documents may be arranged through the Regional Water Board by calling (213) 576-6600.

**REVISED
TENTATIVE**

F. Register of Interested Persons

Any person interested in being placed on the mailing list for information regarding the WDRs and NPDES permit should contact the Regional Water Board, reference this facility, and provide a name, address, and phone number.

G. Additional Information

Requests for additional information or questions regarding this order should be directed to Veronica Cuevas at (213) 576-6662.

**R
E
V
I
S
E
D**

**T
E
N
T
A
T
I
V
E**

ATTACHMENT G – TOXICITY REDUCTION EVALUATION (TRE) WORK PLAN

INFORMATION AND DATA ACQUISITION

A. Operations and performance review

1. NPDES permit requirements
 - a. Effluent limitations
 - b. Special conditions
 - c. Monitoring data and compliance history
2. POTW design criteria
 - a. Hydraulic loading capacities
 - b. Pollutant loading capacities
 - c. Biodegradation kinetics calculations/assumptions
3. Influent and effluent conventional pollutant data
 - a. Biochemical oxygen demand (BOD5)
 - b. Chemical oxygen demand (COD)
 - c. Suspended solids (SS)
 - d. Ammonia
 - e. Residual chlorine
 - f. pH
4. Process control data
 - a. Primary sedimentation - hydraulic loading capacity and BOD and SS removal
 - b. Activated sludge - Food-to-microorganism (F/M) ratio, mean cell residence time (MCRT), mixed liquor suspended solids (MLSS), sludge yield, and BOD and COD removal
 - c. Secondary clarification - hydraulic and solids loading capacity, sludge volume index and sludge blanket depth
5. Operations information
 - a. Operating logs
 - b. Standard operating procedures
 - c. Operations and maintenance practices
6. Process sidestream characterization data
 - a. Sludge processing sidestreams
 - b. Tertiary filter backwash
 - c. Cooling water
7. Combined sewer overflow (CSO) bypass data
 - a. Frequency

REVISED

TENTATIVE

- b. Volume
- 8. Chemical coagulant usage for wastewater treatment and sludge processing
 - a. Polymer
 - b. Ferric chloride
 - c. Alum

B. POTW influent and effluent characterization data

- 1. Toxicity
- 2. Priority pollutants
- 3. Hazardous pollutants
- 4. SARA 313 pollutants,
- 5. Other chemical-specific monitoring results

C. Sewage residuals (raw, digested, thickened and dewatered sludge and incinerator ash) characterization data

- 1. EP toxicity
- 2. Toxicity Characteristic Leaching Procedure (TCLP)
- 3. Chemical analysis

D. Industrial waste survey (IWS)

- 1. Information on IUs with categorical standards or local limits and other significant non-categorical IUs
- 2. Number of IUs
- 3. Discharge flow
- 4. Standard Industrial Classification (SIC) code
- 5. Wastewater flow
 - a. Types and concentrations of pollutants in the discharge
 - b. Products manufactured
- 6. Description of pretreatment facilities and operating practices
- 7. Annual pretreatment report
- 8. Schematic of sewer collection system

**R
E
V
I
S
E
D

T
E
N
T
A
T
I
V
E**

9. POTW monitoring data
 - a. Discharge characterization data
 - b. Spill prevention and control procedures
 - c. Hazardous waste generation
10. IU self-monitoring data
 - a. Description of operations
 - b. Flow measurements
 - c. Discharge characterization data
 - d. Notice of sludge loading
 - e. Compliance schedule (if out of compliance)
11. Technically based local limits compliance reports
12. Waste hauler monitoring data manifests
13. Evidence of POTW treatment interferences (i.e., biological process inhibition

REVISED

TENTATIVE

ATTACHMENT H – PRETREATMENT REPORTING REQUIREMENTS

The Santa Clarita Valley Sanitation District of Los Angeles County (Permittee or District) is required to submit annual Pretreatment Program Compliance Report (Report) to the Regional Water Board and United States Environmental Protection Agency, Region 9 (USEPA). This Attachment outlines the minimum reporting requirements of the Report. If there is any conflict between requirements stated in this attachment and provisions stated in the Waste Discharge Requirements (WDR), those contained in the WDR will prevail.

A. Pretreatment Requirements

1. The Permittee shall be responsible and liable for the performance of all Control Authority pretreatment requirements contained in 40 CFR part 403, including any subsequent regulatory revisions to part 403. Where part 403 or subsequent revision places mandatory actions upon the Permittee as Control Authority but does not specify a timetable for completion of the actions, the Permittee shall complete the required actions within six months from the issuance date of this permit or the effective date of the part 403 revisions, whichever comes later. For violations of pretreatment requirements, the Permittee shall be subject to enforcement actions, penalties, fines and other remedies by the USEPA or other appropriate parties, as provided in the Act. USEPA may initiate enforcement action against a nondomestic user for noncompliance with applicable standards and requirements as provided in the act.
2. The Permittee shall enforce the requirements promulgated under sections 307(b), 307(c), 307(d) and 402(b) of the Act with timely, appropriate and effective enforcement actions. The Permittee shall cause all nondomestic users subject to federal categorical standards to achieve compliance no later than the date specified in those requirements or, in the case of a new nondomestic user, upon commencement of the discharge.
3. The Permittee shall perform the pretreatment functions as required in 40 CFR part 403 including, but not limited to:
 - a. Implement the necessary legal authorities as provided in 40 CFR § 403.8(f)(1);
 - b. Enforce the pretreatment requirements under 40 CFR parts 403.5 and 403.6;
 - c. Implement the programmatic functions as provided in 40 CFR § 403.8(f)(2); and
 - d. Provide the requisite funding and personnel to implement the pretreatment program as provided in 40 CFR § 403.8(f)(3).
4. The Permittee shall submit annually a report to USEPA Pacific Southwest Region, and the State describing its pretreatment activities over the previous year. In the event the District is not in compliance with any conditions or requirements of this permit, then the District shall also include the reasons for noncompliance and state how and when the District shall comply with such conditions and requirements. This annual report shall cover operations from January 1 through December 31 and is due on April 15 of each year. The report shall contain, but not be limited to, the following information:
 - a. A summary of analytical results from representative, flow proportioned, 24-hour composite sampling of the publicly-owned treatment works (POTW) influent and effluent for those pollutants USEPA has identified under section 307(a) of the Act

REVISED
TENTATIVE

which are known or suspected to be discharged by nondomestic users. This will consist of an annual full priority pollutant scan, with quarterly samples analyzed only for those pollutants detected in the full scan. The District is not required to sample and analyze for asbestos. Sludge sampling and analysis are covered in the sludge section of this permit. The District shall also provide any influent or effluent monitoring data for nonpriority pollutants which the District believes may be causing or contributing to interference or pass through. Sampling and analysis shall be performed with the techniques prescribed in 40 CFR part 136;

- b. A discussion of Upset, Interference or Pass Through incidents, if any, at the treatment plant which the District knows or suspects were caused by nondomestic users of the POTW system. The discussion shall include the reasons why the incidents occurred, the corrective actions taken and, if known, the name and address of the nondomestic user(s) responsible. The discussion shall also include a review of the applicable pollutant limitations to determine whether any additional limitations, or changes to existing requirements, may be necessary to prevent pass through or interference;
- c. An updated list of the District's significant industrial users (SIUs) including their names and addresses, and a list of deletions, additions and SIU name changes keyed to the previously submitted list. The District shall provide a brief explanation for each change. The list shall identify the SIUs subject to federal categorical standards by specifying which set(s) of standards are applicable to each SIU. The list shall also indicate which SIUs are subject to local limitations;
- d. The District shall characterize the compliance status of each SIU by providing a list or table which includes the following information:
 - i. Name of the SIU;
 - ii. Category, if subject to federal categorical standards;
 - iii. The type of wastewater treatment or control processes in place;
 - iv. The number of samples taken by the POTW during the year;
 - v. The number of samples taken by the SIU during the year;
 - vi. For an SIU subject to discharge requirements for total toxic organics, whether all required certifications were provided;
 - vii. A list of the standards violated during the year. Identify whether the violations were for categorical standards or local limits;
 - viii. Whether the facility is in significant noncompliance (SNC) as defined at 40 CFR § 403.8(f)(2)(viii) at any time during the year; and
 - ix. A summary of enforcement or other actions taken during the year to return the SIU to compliance. Describe the type of action, final compliance date, and the amount of fines and penalties collected, if any. Describe any proposed actions for bringing the SIU into compliance.
- e. A brief description of any programs the POTW implements to reduce pollutants from nondomestic users that are not classified as SIUs;
- f. A brief description of any significant changes in operating the pretreatment program which differ from the previous year including, but not limited to, changes concerning the program's administrative structure, local limits, monitoring program or monitoring frequencies, legal authority, enforcement policy, funding levels, or staffing levels;

**REVISED
TENTATIVE**

- g. A summary of the annual pretreatment budget, including the cost of pretreatment program functions and equipment purchases; and
- h. A summary of activities to involve and inform the public of the program including a copy of the newspaper notice, if any, required under 40 CFR § 403.8(f)(2)(viii).

B. LOCAL LIMITS EVALUATION

1. In accordance with 40 CFR § 122.44(j)(2)(ii), the POTW shall provide a written technical evaluation of the need to revise local limits under 40 CFR § 403.5(c)(1) within 180 days of from the effective date of this NPDES permit.

C. SIGNATORY REQUIREMENTS AND REPORT SUBMITTAL

1. Signatory Requirements.

The annual report must be signed by a principal executive officer, ranking elected official or other duly authorized employee if such employee is responsible for the overall operation of the POTW. Any person signing these reports must make the following certification [40 CFR § 403.6(a)(2)(ii)]:

I certify under penalty of law that this document and all attachments were prepared under my direction or supervision in accordance with a system designed to assure that qualified personnel properly gather and evaluate the information submitted. Based on my inquiry of the person or persons who manage the system, or those persons directly responsible for gathering the information, the information submitted is, to the best of my knowledge and belief, true, accurate, and complete. I am aware that there are significant penalties for submitting false information, including the possibility of fine and imprisonment for knowing violations.

2. Report Submittal.

The Annual Pretreatment Report shall be submitted electronically using the State Water Board's California Integrated Water Quality System (CIWQS) Program website (<http://www.waterboards.ca.gov/ciwqs/index.html>). The CIWQS website will provide additional information for SMR submittal in the event there will be a planned service interruption for electronic submittal.

A copy of the Annual Report must be sent to USEPA electronically to the following address:

R9Pretreatment@epa.gov.

REVISED
TENTATIVE

ATTACHMENT I – BIOSOLIDS USE AND DISPOSAL REQUIREMENTS (NOT APPLICABLE)

NOT APPLICABLE

This space was intentionally left blank.

**R
E
V
I
S
E
D**

**T
E
N
T
A
T
I
V
E**

ATTACHMENT J – TMDL RELATED TASKS

- I. The following tasks associated with Resolution No. **R4-2008-012**, *Revision of the TMDL for Chloride in the Upper Santa Clara River*, adopted by the Regional Water Board on December 11, 2008, will be superseded by Section II of attachment J, following the approval of Resolution No. R14-010 by the Office of Administrative Law (OAL) and by the United States Environmental Protection Agency (USEPA):

Task No. ¹	Implementation Action and Required Submission from the Upper Santa Clara River Chloride TMDL (Resolution No. R4-2008-012)	Completion Date ²
11	Trend monitoring: The Santa Clarita Valley Sanitation District (SCVSD) will submit a monitoring plan to conduct chloride, TDS, and sulfate trend monitoring to ensure that the goal of chloride export in the watershed is being achieved, water quality objectives are being met, and downstream groundwater and surface water quality is not degraded due to implementation of compliance measures. The SCVSD monitoring plan shall include plans to monitor chloride, TDS, and sulfate in groundwater and identify representative wells to be approved by the Regional Board Executive Officer, in the following locations: (a) Shallow alluvium layer in east Piru Basin, (b) San Pedro Formation in east Piru Basin, and (c) groundwater basins under Reaches 5 and 6, which shall be equivalent or greater than existing groundwater monitoring required by NPDES permits for Saugus and Valencia WRPs. The monitoring plan shall also include a plan for chloride, TDS, and sulfate trend monitoring for surface water for Reaches 4B, 5 and 6. The monitoring plan shall include plans to monitor chloride, TDS, and sulfate at a minimum of once per quarter for groundwater and at a minimum of once per month for surface water. The plan should propose a monitoring schedule that extends beyond the completion date of this TMDL to evaluate impacts of compliance measures to downstream groundwater and surface water quality. This TMDL shall be reconsidered if chloride, TDS, and sulfate trend monitoring indicates degradation of groundwater or surface water due to implementation of compliance measures.	4 years after Effective Date of TMDL (05/04/2009)
12	Trend monitoring: The Reach 4A Permittee will submit a monitoring plan to conduct chloride, TDS, and sulfate trend monitoring to ensure that the goal of chloride export in the watershed is being achieved, water quality objectives are being met, and downstream groundwater and surface water quality is not degraded due to implementation of compliance measures. The Reach 4A permittee monitoring plan shall include plans to monitor chloride, TDS, and sulfate in groundwater and identify representative wells to be approved by the Regional Board Executive Officer in the following locations (a) Fillmore Basin, and (b) Santa Paula Basin. The monitoring plan shall also include a plan for chloride, TDS, and sulfate trend monitoring for surface water for Reaches 3 and 4A. The monitoring plan should include plans to monitor chloride, TDS, and sulfate at a minimum of once per quarter for groundwater and at a	Submitted with permit application

¹ The annual report shall include a statement verifying which of the applicable TMDL tasks, included in Attachment J, have been completed.

² The dates may be modified by the Regional Board for just cause.

Task No. ¹	Implementation Action and Required Submission from the Upper Santa Clara River Chloride TMDL (Resolution No. R4-2008-012)	Completion Date ²
	minimum of once per month for surface water. The plan should propose a monitoring schedule that shall extend beyond the completion date of this TMDL to evaluate impacts of compliance measures to downstream groundwater and surface water quality. This TMDL shall be reconsidered if chloride, TDS, and sulfate trend monitoring indicates degradation of groundwater or surface water due to implementation of compliance measures.	
13	Begin monitoring per approved SVCSD monitoring plan completed in Task 11.	One year after Executive Officer approval of Task 11 monitoring plan for SVCSD
14	Begin monitoring per approved Reach 4A Permittee monitoring plan.	One year after Executive Officer approval of Task 12 monitoring plan for Reach 4A Permittee
15 a)	Implementation of Compliance Measures, Planning: The SCVSD shall submit a report of planning activities which include but are not limited to: (1) identifying lead state/federal agencies; (2) administering a competitive bid process for the selection of EIR/EIS and Engineering Consultants; (3) Development of Preliminary Planning and Feasibility Analyses; (4) Submittal of Project Notice of Preparation/Notice of Intent; (5) Preparation of Draft Wastewater Facilities Plan and Programmatic EIR; (6) Administration of Public Review and Comment Periods; (7) Development of Final Wastewater Facilities Plan and Programmatic EIR and incorporation and response to comments; (8) Administration of final public review and certification process; and (9) Filing a Notice of Determination and Record of Decision.	5 years after Effective Date of TMDL (05/04/2010)
15 b)	Implementation of Compliance Measures, Planning: The SCVSD shall provide a schedule of related tasks and subtasks related to Task 15a), and provide semi-annual progress reports on progress of planning activities, thereafter, until completion of Final Wastewater Facilities Plan and Programmatic EIR.	5 years after Effective Date of TMDL (05/04/2010)
16	The Regional Board staff will re-evaluate the schedule to implement control measures needed to meet final conditional WLAs adopted pursuant to Task 10 d) and the schedule for Task 17. The Regional Board, at a public meeting will consider extending the completion date of Task 17 and reconsider the schedule to implement control measures to meet final conditional WLAs adopted pursuant to Task 10 d). The SCVSD will provide the justification for the need for an extension to the Regional Board Executive Officer at least 6 months in advance of the deadline for this task.	6 years after Effective Date of TMDL (05/04/2011)
17 a)	Implementation of Compliance Measures, Complete Environmental Impact Report: The SCVSD shall complete a Wastewater Facilities Plan and Programmatic Environmental Impact Report for facilities to comply with final effluent permit limits for chloride.	6 years after Effective Date of TMDL (05/04/2011)
17 b)	Implementation of Compliance Measures, Engineering Design: The SCVSD will begin the engineering design of the recommended project wastewater facilities.	6 years after Effective Date of TMDL

REVISED TENTATIVE

Task No. ¹	Implementation Action and Required Submission from the Upper Santa Clara River Chloride TMDL (Resolution No. R4-2008-012)	Completion Date ²
		(05/04/2011)
17 c)	Implementation of Compliance Measures, Engineering Design: The SCVSD will provide a design schedule of related tasks and sub-tasks, and provide semi-annual progress reports on progress of design activities, thereafter, until completion of Final Design. In addition the SCVSD will provide a construction schedule of related tasks and sub-tasks, and provide semi-annual progress reports on progress of construction activities, thereafter, until completion of recommended project wastewater facilities.	7 years after Effective Date of TMDL (05/04/2012)
17 d)	Implementation of Compliance Measures, Construction: The SCVSD shall have applied and received all appropriate permits and have completed construction of the recommended project wastewater facilities.	9.5 years after Effective Date of TMDL (11/04/2014)
17 e)	Implementation of Compliance Measures, Start-Up: The SCVSD shall have completed start-up, testing and certification of the recommended project wastewater facilities.	10 years after Effective Date of TMDL (05/04/2015)
18	The Regional Board Executive Officer may consider conditional SSOs for TDS and sulfate for Reaches 4B, 5, and 6 based on results of groundwater-surface water interaction studies on accumulation of TDS and sulfate in groundwater, potential impacts to beneficial uses, and an anti-degradation analysis.	7 years after Effective Date of TMDL (05/04/2012)
19	The Regional Board staff will re-evaluate the schedule to implement control measures needed to meet final conditional WLAs adopted pursuant to Task 10 d) and the schedule for Task 17. The Regional Board, at a public meeting will consider extending the completion of Task 17 and reconsider the schedule to implement control measures to meet final conditional WLAs adopted for chloride pursuant to Task 10 d). The SCVSD will provide the justification for the need for an extension to the Regional Board Executive Officer at least 6 months in advance of the deadline for this task. The Regional Board will also consider conditional SSOs and final conditional WLAs for TDS and sulfate based on results of Task 18.	9.5 years after Effective Date of TMDL (11/04/2014)
20	The interim WLAs for chloride shall remain in effect for no more than 10 years after the effective date of the TMDL. Conditional SSO for chloride in the Upper Santa Clara River (USCR) shall be achieved. Final conditional WLAs for chloride in Reaches 4B, 5, and 6 shall apply by May 5, 2015. The Regional Board may consider extending the completion date of this task as necessary to account for events beyond the control of the SCVSD.	10 years after Effective Date of TMDL (05/04/2015)
21	The interim WLAs for TDS and sulfate contained in this BPA (Resolution No. R4-2008-012) shall be implemented no sooner than the effective date of this BPA, and shall remain in effect until May 4, 2015. Final WLAs shall apply by May 5, 2015 unless conditional SSOs and final conditional WLAs for TDS and sulfate are adopted as described in Task 19.	10 years after Effective Date of TMDL (05/04/2015)

REVISED TENTATIVE

- II. The following tasks associated with Resolution No. **R4-2014-010**, *Revision of the TMDL for Chloride in the Upper Santa Clara River*, adopted by the Regional Water Board on October 9, 2014, will be supersede Section I above of attachment J, following the approval of Resolution No. R4-2014-010 by OAL and USEPA:

Task No. 3	Implementation Task Required under the <i>Upper Santa Clara River Chloride TMDL</i> , revised October 9, 2014 (Resolution No. R4-2014-010)	Completion Date
1	<p>Alternate Water Supply</p> <p>a) Should (1) the in-river concentration at Blue Cut, the Reach 4B boundary, exceed the water quality objective of 100 mg/L, measured for the purposes of this TMDL as a 3-month rolling average, (2) each agricultural diverter provide records of the diversion dates and amounts to the Regional Board and Santa Clarita Valley County Sanitation Districts of Los Angeles County (SCVSD) for at least 2 years after the effective date of the TMDL and (3) each agricultural diverter provides photographic evidence that diverted water is applied to avocado, strawberry or other chloride sensitive crop and evidence of a water right to divert, then the SCVSD will be responsible for providing an alternative water supply, negotiating the delivery of alternative water by a third party, or providing fiscal remediation to be quantified in negotiations between the SCVSD and the agricultural diverter at the direction of the Regional Board until such time as the in-river chloride concentrations do not exceed the conditional SSO.</p> <p>b) Should the instream concentration exceed 230 mg/L more than two times in the three year period, the discharger identified by the Regional Board Executive Officer shall be required to submit, within ninety days of a request by the Regional Board Executive Officer, a work plan for an accelerated schedule to reduce chloride discharges.</p>	(05/04/2005) (Does not apply upon completion of Task 4)
2	Trend monitoring: The SCVSD will submit to the Regional Board and upon approval implement a revised monitoring plan to conduct chloride trend monitoring to ensure that water quality objectives and waste load allocations are being met, downstream surface water quality is not degraded, and groundwater underlying Reach 5 upstream of the Valencia WRP outfall 001 and Reach 6 is not degraded due to implementation of compliance measures by SCVSD. The monitoring plan shall include a plan to collect water samples and analyze them for chloride in surface water for Reaches 4B, 5, and 6 at a minimum of once per month. The monitoring plan shall also include a plan for chloride trend monitoring in the alluvial groundwater basins underlying Reaches 5 and 6 and in the Saugus Aquifer at a minimum of twice a year. At a minimum, the monitoring plan should include a network of three groundwater wells with multiple screens to evaluate impacts to groundwater. The plan will include a monitoring schedule that extends beyond the final implementation deadline of this TMDL to support continual evaluation of impacts of compliance measures to surface water and groundwater quality. This TMDL shall be reconsidered if chloride trend monitoring indicates degradation of groundwater or surface water due to implementation of compliance measures.	9/30/2015
3	Begin monitoring per approved SCVSD revised monitoring plan completed in Task 2.	Six months after Executive Officer approval of Task 2 revised monitoring plan for SCVSD

³ The annual report shall include a statement verifying which of the applicable TMDL tasks, included in Attachment J, have been completed.

REVISED TENTATIVE

Task No. 3	Implementation Task Required under the <i>Upper Santa Clara River Chloride TMDL</i> , revised October 9, 2014 (Resolution No. R4-2014-010)	Completion Date
4*	<p>Implementation of Compliance Measures by SCVSD</p> <ul style="list-style-type: none"> a) Deep Well Injection Test Well <ul style="list-style-type: none"> i. Complete design for deep well test well ii. Award contract for deep well injection test well iii. Construction and testing of test well b) UV Disinfection Facilities at Valencia and Saugus WRPs <ul style="list-style-type: none"> i. Complete design of UV disinfection facilities ii. Award contract for UV disinfection facilities iii. Start onsite construction of UV disinfection facilities iv. Start-up of UV disinfection facilities c) Microfiltration/Reverse Osmosis (MF/RO) and Brine Minimization Facilities <ul style="list-style-type: none"> i. Complete design of MF/RO and brine minimization facilities ii. Award contract for MF/RO and brine minimization facilities iii. Start onsite construction of MF/RO and brine minimization facilities iv. Start-up of MF/RO and brine minimization facilities d) Final Deep Well Injection Production Wells <ul style="list-style-type: none"> i. Complete design for the final deep well injection production wells ii. Start onsite construction iii. Start-up of the deep well injection production wells e) Brine Force Main and Pump Station <ul style="list-style-type: none"> i. Complete 50% design of brine force main and pump station ii. Complete design of brine force main and pump station iii. Start-up of the brine force main and pump station <p>The Regional Board may consider extending some of the completion dates of this task as necessary to account for events beyond the control of the SCVSD.</p>	<p>9/30/15 01/20/16 11/08/16</p> <p>4/12/2017 7/10/2017 3/10/2018 7/1/2019</p> <p>4/12/2017 7/10/2017 3/10/2018 7/1/2019</p> <p>6/6/2017 12/29/2018 7/1/2019</p> <p>11/6/2017 5/6/2018 7/1/2019</p>
5	Progress reports will be submitted by the SCVSD to the Regional Board on a semiannual basis for Task 4 and an annual basis for Task 3. Progress reports shall include supporting documentation that tasks were completed by the deadline.	Semiannually for Task 4 (10/31/15, 4/30/16, 10/31/16, 4/30/17, 10/31/17, 4/30/18, 10/31/18, 4/30/19, 10/31/19); Annually for Task 3 (Eighteen months after Executive Officer approval of Task 2 monitoring plan for SCVSD, and annually thereafter)
6	The interim WLAs for chloride shall remain in effect until the deadline for completion of the SCVSD flow weighting project facilities identified in Task 4. By that date, SCVSD shall achieve compliance with the applicable water quality objectives and WLAs for chloride in the USCR.	07/01/2019

* The Regional Water Board acknowledges that on March 11, 2015 the SCVSD Board directed its staff to withdraw the proposed location for a deep injection well site identified in the TMDL from consideration within the Supplemental EIR and to evaluate alternative site locations. As a result, SCVSD may not be able to complete Task 4aⁱⁱ and Task 4aⁱⁱⁱ specifically as they appear in Resolution R4-20 14-010, but intends to consider and implement an alternative for disposal of brine in sufficient time to achieve compliance by July 1,

2019. The Regional Water Board may not revise the TMDL within the NPDES permit, but will consider making modifications to the TMDL and, subsequently, the NPDES permit, upon request from the SCVSD.

**R
E
V
I
S
E
D**

**T
E
N
T
A
T
I
V
E**