

## RegenOx for ISCO:

1. Daniel Nunez, Regenesis
2. RegenOx two part complex:
  1. Sodium percarbonate, sodium silicate and silica gel (<1%). (RegenOx Part A - Oxidizer Complex)
  2. Sodium silicate solution, silica gel and ferrous sulfate (RegenOx Part B - Activator Complex):
3. MSDS & Technical Data Sheet - Attached
4. Number of Field-scale Applications to Date: 300+ sites
5. Case Studies – Attached
6. RegenOx has been on the market since 2008. It's a two part complex consisting of a silicate iron complex activator and sodium percarbonate/carbonate oxidizer complex. This product has proven to be effective in the destruction of a various range of contaminants both in petroleum and volatile organic compounds such as; hydrocarbons, chlorinated ethenes, oxygenates, and chlorinated ethanes. This product is safe to use around sensitive underground infrastructure with no negative health and safety adverse effects of corrosion of tooling or underground lines. This product has been approved on the general WDR permit.

## RegenOx® – Part B (Activator Complex)

### Material Safety Data Sheet (MSDS)

Last Revised: June 4, 2010

---

#### Section 1 – Supplier Information and Material Identification

---

**Supplier:**



### REGENESIS

1011 Calle Sombra  
San Clemente, CA 92673  
Telephone: 949.366.8000  
Fax: 949.366.8090  
E-mail: info@regenesis.com

**Chemical Description:** A mixture of sodium silicate solution, silica gel and ferrous sulfate

**Chemical Family:** Inorganic Chemicals

**Trade Name:** RegenOx® – Part B (Activator Complex)

**Product Use:** Used for environmental remediation of contaminated soils and groundwater

---

#### Section 2 – Chemical Information/Other Designations

---

<u>CAS No.</u>	<u>Chemical</u>
1344-09-8	Silicic Acid, Sodium Salt, Sodium Silicate
63231-67-4	Silica Gel
7720-78-7	Ferrous Sulfate
7732-18-5	Water

---

#### Section 3 – Physical Data

---

**Form:** Liquid

**Color:** Blue/Green

**Odor:** Odorless

**Melting Point:** NA

**Boiling Point:** NA

**Flammability/Flash Point:** NA

**Vapor Pressure:** NA

---

**Section 3 – Physical Data ( cont)**


---

<b>Specific Gravity</b>	1.39 g/cm <sup>3</sup>
<b>Solubility:</b>	Miscible
<b>Viscosity:</b>	NA
<b>pH (3% solution):</b>	11
<b>Hazardous Decomposition Products:</b>	Oxides of carbon and silicon may be formed when heated to decomposition.

---

**Section 4 – Reactivity Data**


---

<b>Stability:</b>	Stable under normal conditions.
<b>Conditions to Avoid:</b>	None.
<b>Incompatibility:</b>	Avoid hydrogen fluoride, fluorine, oxygen difluoride, chlorine trifluoride, strong acids, strong bases, oxidizers, aluminum, fiberglass, copper, brass, zinc, and galvanized containers.

---

**Section 5 – Regulations**


---

<b>TSCA Inventory Listed:</b>	Yes
<b>CERCLA Hazardous Substance (40 CFR Part 302)</b>	
<b>Listed Substance:</b>	<i>No</i>
<b>Unlisted Substance:</b>	<i>Yes</i>
<b>SARA, Title III, Sections 302/303 (40 CFR Part 355) – Emergency Planning and Notification</b>	
<b>Extremely Hazardous Substance:</b>	No
<b>SARA, Title III, Sections 311/312 (40 CFR Part 370) – Hazardous Chemical Reporting: Community Right-To-Know</b>	
<b>Hazard Category:</b>	Acute
<b>SARA, Title III, Sections 313 (40 CFR Part 372) – Toxic Chemical Release Reporting: Community Right-To-Know</b>	
<b>Extremely Hazardous Substance:</b>	No

---

**Section 6 – Protective Measures, Storage and Handling**

---

**Technical Protective Measures**

**Storage:** Keep in a tightly closed container (steel or plastic) and store in a cool, well ventilated area away from all incompatible materials (acids, reactive metals, and ammonium salts). Store in a dry location away from heat above 60 degrees C and colder than 10 degrees C. Do not store in aluminum, fiberglass, copper, brass, zinc or galvanized containers.

**Handling:** Avoid contact with eyes, skin and clothing. Avoid breathing spray mist. Use with adequate ventilation.  
Do not use product if it is brownish-yellow in color.

**Personal Protective Equipment (PPE)**

**Engineering Controls:** General room ventilation is required if used indoors. Local exhaust ventilation, process enclosures or other engineering controls may be needed to maintain airborne levels below recommended exposure limits. Safety shower and eyewash station should be within direct access.

**Respiratory Protection:** Use NIOSH-approved dust and mist respirator where spray mist exists. Respirators should be used in accordance with 29 CFR 1910.134.

**Hand Protection:** Wear chemical resistant gloves.

**Eye Protection:** Wear chemical safety goggles. A full face shield may be worn in lieu of safety goggles.

**Skin Protection:** Try to avoid skin contact with this product. Gloves and protective clothing should be worn during use.

**Other:**

**Protection Against Fire & Explosion:** Product is non-explosive and non-combustible.

---

## Section 7 – Hazards Identification

---

### Potential Health Effects

<b>Inhalation:</b>	Causes irritation to the respiratory tract. Symptoms may include coughing, shortness of breath, and irritations to mucous membranes, nose and throat.
<b>Eye Contact:</b>	Causes irritation, redness and pain.
<b>Skin Contact:</b>	Causes irritation. Symptoms include redness, itching and pain.
<b>Ingestion:</b>	May cause irritation to mouth, esophagus, and stomach.

---

## Section 8 – Measures in Case of Accidents and Fire

---

<b>After Spillage/Leakage (small):</b>	Mop up and neutralize liquid, then discharge to sewer in accordance with local, state and federal regulations.
<b>After Spillage/Leakage (large):</b>	Keep unnecessary personnel away; isolate hazard area and do not allow entrance into the affected area. Do not touch or walk through spilled material. Stop leak if possible without risking injury. Prevent runoff from entering into storm sewers and ditches that lead to natural waterways. Isolate the material if at all possible. Sand or earth may be used to contain the spill. If containment is not possible, neutralize the contaminated area and flush with large quantities of water.
<b>Extinguishing Media:</b>	Material is compatible with all extinguishing media.
<b>Further Information:</b>	
<b>First Aid</b>	
<b>Eye Contact:</b>	Flush eyes with running water for at least 15 minutes with eyelids held open. Seek a specialist.
<b>Inhalation:</b>	Remove affected person to fresh air. Give artificial respiration if individual is not breathing. If breathing is difficult, give oxygen. Seek medical attention if the effects persist.
<b>Ingestion:</b>	If the individual is conscious and not convulsing, give two-four cups of water to dilute the chemical and seek medical attention immediately. <b><u>DO NOT</u></b> induce vomiting.
<b>Skin Contact:</b>	Wash affected areas with soap and a mild detergent and large amounts of water. Remove contaminated clothing and shoes.

---

**Section 9 – Accidental Release Measures**

---

**Precautions:**

**PPE:** Wear chemical goggles, body-covering protective clothing, chemical resistant gloves, and rubber boots (see Section 6).

**Environmental Hazards:** Sinks and mixes with water. High pH of this material may be harmful to aquatic life. Only water will evaporate from a spill of this material.

**Cleanup Methods:** Pick-up and place in an appropriate container for reclamation or disposal. US regulations (CERCLA) require reporting spills and releases to soil, water and air in excess of reportable quantities.

---

**Section 10 – Information on Toxicology**

---

**Toxicity Data**

**Sodium Silicate:** When tested for primary eye irritation potential according to OECD Guidelines, Section 405, a similar sodium silicate solution produced corneal, iridal and conjunctival irritation. Some eye irritation was still present 14 days after treatment, although the average primary irritation score has declined from 29.7 after 1 day to 4.0 after 14 days. When tested for primary skin irritation potential, a similar sodium silicate solution produced irritation with a primary irritation index of 3 to abraded skin and 0 to intact skin. Human experience confirms that irritation occurs when sodium silicates get on clothes at the collar, cuffs, or other areas where abrasion may exist.

The acute oral toxicity of this product has not been tested.

**Ferrous Sulfate:** LD50 Oral (rat): 319 mg/kg not a suspected carcinogen.

---

### Section 11 – Information on Ecology

---

#### Ecology Data

**Ecotoxicological Information:** Based on 100% solid sodium silicate, a 96 hour median tolerance for fish of 2,320 mg/l; a 96 hour median tolerance for water fleas of 247 mg/L; a 96 hour median tolerance for snail eggs of 632 mg/L; and a 96 hour median tolerance for Amphipoda of 160 mg/L.

---

### Section 12 – Disposal Considerations

---

#### Waste Disposal Method

**Waste Treatment:** Neutralize and landfill solids in an approved waste facility operated by an authorized contactor in compliance with local regulations.

**Package (Pail) Treatment:** The empty and clean containers are to be recycled or disposed of in conformity with local regulations.

---

### Section 13 – Shipping/Transport Information

---

**D.O.T.** This product is not regulated as a hazardous material so there are no restrictions.

---

### Section 14 – Other Information

---

<b>HMIS<sup>®</sup> Rating</b>	Health – 2 (moderate)	Reactivity – 0 (none)
	Flammability – 0 (none)	Lab PPE – goggles, gloves, and lab coat
	Contact – 1 (slight)	

HMIS<sup>®</sup> is a registered trademark of the National Painting and Coating Association.

---

### Section 15 – Further Information

---

**The information contained in this document is the best available to the supplier at the time of writing, but is provided without warranty of any kind. Some possible hazards have been determined by analogy to similar classes of material. The items in this document are subject to change and clarification as more information become available. This document is intended only as a guide to the appropriate precautionary handling of the material by a properly trained person. Individuals receiving this information must exercise their independent judgment in determining its appropriateness for a particular purpose.**

## RegenOx® – Part A (Oxidizer Complex)

### Material Safety Data Sheet (MSDS)

Last Revised: September 27, 2013

---

#### Section 1 – Supplier Information and Material Identification

---

**Supplier:**



**REGENESIS**

1011 Calle Sombra  
San Clemente, CA 92673  
Telephone: 949.366.8000  
Fax: 949.366.8090  
E-mail: info@regenesis.com

Chemical Description: A mixture of sodium percarbonate [2Na<sub>2</sub>CO<sub>3</sub>·3H<sub>2</sub>O<sub>2</sub>], sodium carbonate [Na<sub>2</sub>CO<sub>3</sub>], sodium silicate and silica gel.

Chemical Family: Inorganic Chemicals

Trade Name: RegenOx® – Part A (Oxidizer Complex)

Product Use: Used to remediate contaminated soil and groundwater (environmental applications)

---

#### Section 2 – Chemical Information/Other Designations

---

<u>CAS No.</u>	<u>Chemical</u>	<u>Percentage</u>
15630-89-4	Sodium Percarbonate	60 -100 %
7699-11-6	Silicic Acid	< 1 %
63231-67-4	Silica Gel	< 1 %

---

#### Section 3 – Physical Data

---

**Form:** Powder

**Color:** White

**Odor:** Odorless

**Melting Point:** NA

**Boiling Point:** NA



---

**Section 3 – Physical Data (cont)**


---

<b>Flammability/Flash Point:</b>	NA
<b>Vapor Pressure:</b>	NA
<b>Bulk Density:</b>	0.9 – 1.2 g/cm <sup>3</sup>
<b>Solubility:</b>	Min 14.5g/100g water @ 20 °C
<b>Viscosity:</b>	NA
<b>pH (3% solution):</b>	≈ 10.5
<b>Decomposition Temperature:</b>	Self-accelerating decomposition with oxygen release starts at 50 °C.

---

**Section 4 – Reactivity Data**


---

<b>Stability:</b>	Stable under normal conditions
<b>Conditions to Avoid/Incompatibility:</b>	Acids, bases, salts of heavy metals, reducing agents, and flammable substances
<b>Hazardous Decomposition Products:</b>	Oxygen. Contamination with many substances will cause decomposition. The rate of decomposition increases with increasing temperature and may be very vigorous with rapid generation of oxygen and steam.

---

**Section 5 – Regulations**


---

<b>TSCA Inventory Listed:</b>	Yes
<b>CERCLA Hazardous Substance (40 CFR Part 302)</b>	
<b>Listed Substance:</b>	<i>No</i>
<b>Unlisted Substance:</b>	<i>Yes</i>
<b>SARA, Title III, Sections 313 (40 CFR Part 372) – Toxic Chemical Release Reporting: Community Right-To-Know</b>	
<b>Extremely Hazardous Substance:</b>	No
<b>WHMIS Classification:</b>	C, D2B
<b>Canadian Domestic Substance List:</b>	Appears

---

---

## Section 6 – Protective Measures, Storage and Handling

---

### Technical Protective Measures

- Storage:** Oxidizer. Store in a cool, well ventilated area away from all sources of ignition and out of the direct sunlight. Store in a dry location away from heat and in temperatures less than 40 °C.
- Keep away from incompatible materials and keep lids tightly closed. Do not store in improperly labeled containers.
- Protect from moisture. Do not store near combustible materials. Keep containers well sealed.
- Store separately from reducing materials. Avoid contamination which may lead to decomposition.
- Handling:** Avoid contact with eyes, skin and clothing. Use with adequate ventilation.
- Do not swallow. Avoid breathing vapors, mists or dust. Do not eat, drink or smoke in the work area.
- Label containers and keep them tightly closed when not in use.
- Wash hands thoroughly after handling.

### Personal Protective Equipment (PPE)

- Engineering Controls:** General room ventilation is required if used indoors. Local exhaust ventilation, process enclosures or other engineering controls may be needed to maintain airborne levels below recommended exposure limits. Avoid creating dust or mists. Maintain adequate ventilation at all times. Do not use in confined areas. Keep levels below recommended exposure limits. To determine actual exposure limits, monitoring should be performed on a routine basis.
- Respiratory Protection:** For many conditions, no respiratory protection is necessary; however, in dusty or unknown conditions or when exposures exceed limit values a NIOSH approved respirator should be used.
- Hand Protection:** Wear chemical resistant gloves (neoprene, rubber, or PVC).

---

### Section 6 – Protective Measures, Storage and Handling (cont)

---

<b>Eye Protection:</b>	Wear chemical safety goggles. A full face shield may be worn in lieu of safety goggles.
<b>Skin Protection:</b>	Try to avoid skin contact with this product. Chemical resistant gloves (neoprene, PVC or rubber) and protective clothing should be worn during use.
<b>Other:</b>	Eye wash station.
<b>Protection Against Fire &amp; Explosion:</b>	Product is non-explosive. In case of fire, evacuate all non-essential personnel, wear protective clothing and a self-contained breathing apparatus, stay upwind of fire, and use water to spray cool fire-exposed containers.

---

### Section 7 – Hazards Identification

---

#### Potential Health Effects

<b>Inhalation:</b>	Causes irritation to the respiratory tract. Symptoms may include coughing, shortness of breath, and irritations to mucous membranes, nose and throat.
<b>Eye Contact:</b>	Causes irritation, redness and pain.
<b>Skin Contact:</b>	Causes slight irritation.
<b>Ingestion:</b>	May be harmful if swallowed (vomiting and diarrhea).

---

### Section 8 – Measures in Case of Accidents and Fire

---

<b>After Spillage/Leakage:</b>	Eliminate all ignition sources. Evacuate unprotected personnel and never exceed any occupational exposure limit. Shovel or sweep spilt material into plastic bags or vented containers for disposal. Do not return spilled or contaminated material to the inventory.
<b>Extinguishing Media:</b>	Water
<b>First Aid</b>	
<b>Eye Contact:</b>	Flush eyes with running water for at least 15 minutes with eyelids held open. Seek a specialist.
<b>Inhalation:</b>	Remove affected person to fresh air. Seek medical attention if the effects persist.
<b>Ingestion:</b>	If the individual is conscious and not convulsing, give two-four cups of water to dilute the chemical and seek medical attention immediately. <b>Do Not</b> induce vomiting.

---

---

**Section 8 – Measures in Case of Accidents and Fire (cont)**

---

**Skin Contact:** Wash affected areas with soap and a mild detergent and large amounts of water.

---

**Section 9 – Accidental Release Measures**

---

**Precautions:**

**Cleanup Methods:** Shovel or sweep spilt material into plastic bags or vented containers for disposal. Do not return spilled or contaminated material to the inventory.

---

**Section 10 – Information on Toxicology**

---

**Toxicity Data**

**LD50 Oral (rat):** 2,400 mg/kg  
**LD50 Dermal (rabbit):** Min 2,000 mg/kg  
**LD50 Inhalation (rat):** Min 4,580 mg/kg

---

**Section 11 – Information on Ecology**

---

**Ecology Data**

**Ecotoxicological Information:** NA

---

**Section 12 – Disposal Considerations**

---

**Waste Disposal Method**

**Waste Treatment:** Dispose of in an approved waste facility operated by an authorized contactor in compliance with local regulations.

**Package (Pail) Treatment:** The empty and clean containers are to be recycled or disposed of in conformity with local regulations.

---

**Section 13 – Shipping/Transport Information**


---

<b>D.O.T. Shipping Name:</b>	Oxidizing Solid, N.O.S. [A mixture of sodium percarbonate [2Na <sub>2</sub> CO <sub>3</sub> ·3H <sub>2</sub> O <sub>2</sub> ], sodium carbonate [Na <sub>2</sub> CO <sub>3</sub> ], sodium silicate and silica gel.]
<b>UN Number:</b>	1479
<b>Hazard Class:</b>	5.1
<b>Labels:</b>	5.1 (Oxidizer)
<b>Packaging Group:</b>	III

---

**Section 14 – Other Information**


---

<b>HMIS<sup>®</sup> Rating</b>	Health – 1 (slight)	Reactivity – 1 (slight)
	Flammability – 0 (none)	Lab PPE – goggles, gloves, and lab coat

HMIS<sup>®</sup> is a registered trademark of the National Painting and Coating Association.

---

**Section 15 – Further Information**


---

**The information contained in this document is the best available to the supplier at the time of writing, but is provided without warranty of any kind. Some possible hazards have been determined by analogy to similar classes of material. The items in this document are subject to change and clarification as more information become available. This document is intended only as a guide to the appropriate precautionary handling of the material by a properly trained person. Individuals receiving this information must exercise their independent judgment in determining its appropriateness for a particular purpose.**



## REGENESIS

Advanced Technologies for Groundwater Resources

# Successful Reduction of Chlorinated Solvents Using RegenOx™

## CASE SUMMARY

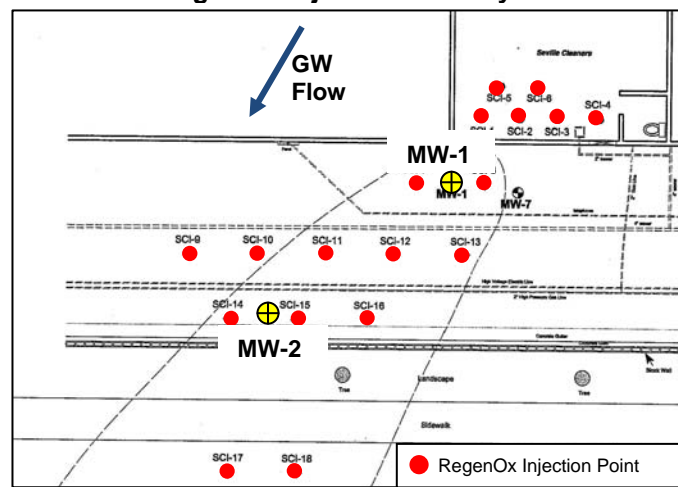
### Dry Cleaner, San Diego, CA

Impacted soil and groundwater was discovered beneath a dry cleaner containing elevated levels of chlorinated solvents. Source area excavation was performed to remove more than 100 cubic yards of contaminated soil; however, approximately 10 cubic yards remained in place due to inaccessibility. Sampling results indicated the excavation was successful in reducing groundwater contamination but failed to reach the cleanup criteria. Groundwater concentrations increased as a result of residual contamination from the remaining soil. A follow-up treatment was needed to treat the capillary fringe zone. It was determined that biostimulation would not be effective since seasonal fluctuation of the water table would continually re-contaminate the subsurface over many years. An in-situ chemical oxidation pilot test using RegenOx™ was proposed to reduce PCE concentrations near MW-1 and MW-2.

## REMEDIATION APPROACH

The objective of the pilot test was to reduce PCE concentrations to 100 parts per billion (ppb) in the residual source area. Wells MW-1 and MW-2 were surrounded with RegenOx direct-push injection points and a total 1,680 pounds of RegenOx was applied over an area of approximately 4,000 square feet.

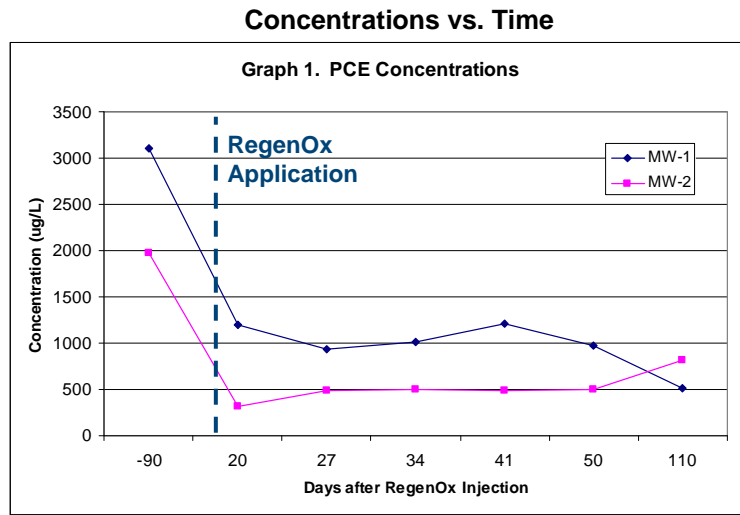
Figure 1. Injection Grid Layout



- |   |   |
|---|---|
| ▪ <b>Application Type:</b> Grid Application | ▪ <b>Soil Type:</b> Silty sand and clay |
| ▪ <b>Treatment Thickness:</b> 10 feet       | ▪ <b>Depth to Groundwater:</b> 13 feet  |
| ▪ <b>Injection Points:</b> 12 points        | ▪ <b>Quantity Applied:</b> 1,680 lbs    |
| ▪ <b>Injection Spacing:</b> 8 feet          | ▪ <b>Product Cost:</b> ~\$4100          |
| ▪ <b>Loading Rate:</b> 14 lbs/ft            |   |

## RESULTS

A significant drop in PCE concentrations was apparent 20 days following the RegenOx application (Graph 1). A PCE reduction of 84% and 61% was observed in wells MW-1 and MW-2, respectively. Concentrations of TCE and cis-DCE were also monitored to observe overall RegenOx effectiveness. Well MW-1 showed consistent non-detect levels of both contaminants prior to injection and throughout the monitoring period. Well MW-2 reductions are presented in Tables 1 and 2.



**Table 1. TCE Concentrations in Well MW-2 (ppb)**

Day -90	Day 20	Day 27	Day 34	Day 41	Day 50	Day 110
112	70	86	80	59	53	80

**Table 2. Cis-DCE Concentrations in Well MW-2 (ppb)**

Day -90	Day 20	Day 27	Day 34	Day 41	Day 50	Day 110
192	142	140	112	80	51	60

## CONCLUSION

PCE concentrations have been reduced to below 1,000 ppb and are expected to continue to decline. It was determined that the successful reduction of PCE in groundwater should be sufficient to allow natural attenuation to meet the long-term cleanup goal of 5 ppb.

## CONTACT

Suzi Rosen P.G.  
 Regenesis  
 Southwest District Manager  
 949-366-8000 | srosen@regenesis.com

*Consultant contact information available upon request. Please contact the Regenesis representative listed above.*



# RegenOx™ Application Treats TPHg, BTEX and MTBE and achieves NFA from LA RWQCB

## Introduction

### Culver City, CA

Four leaking underground storage tanks (LUSTs) ranging in size from 12,000 to 20,000 gallons were discovered at a former service station during a site investigation in 1998. Initial groundwater samples contained elevated levels of total petroleum hydrocarbons as gasoline (TPHg), benzene, toluene, ethylbenzene, and xylenes (BTEX) and methyl tert-butyl ether (MTBE) above the maximum contaminant levels (MCLs). A resulting contaminant plume covered more than 6,000 square feet and reached concentrations of 52,000 parts per billion (ppb) TPHg, 10,000 ppb BTEX, and 7,000 ppb MTBE.



Figure 1. RegenOx Material On-Site

## Remediation Activities

### Soil Excavation

In 2000, excavation activities removed the four LUSTs, fuel dispensers and fuel product lines. A total of 312 tons of hydrocarbon-impacted soil was excavated, removed from the site and replaced with clean backfill.

### In-Situ Chemical Oxidation (ISCO)

In December 2005, an ISCO pilot test was performed to assess the ability of RegenOx™ to treat petroleum hydrocarbons in an impacted area of deep groundwater (~40 feet bgs). RegenOx was applied around well EW1 which was located within the former LUST area (Figure 2).

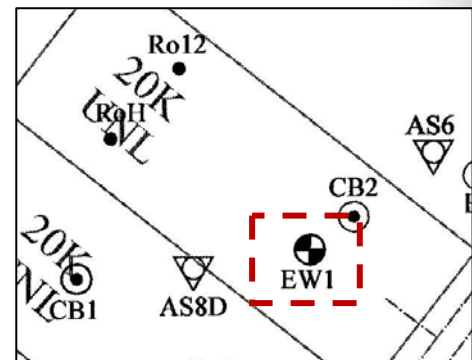


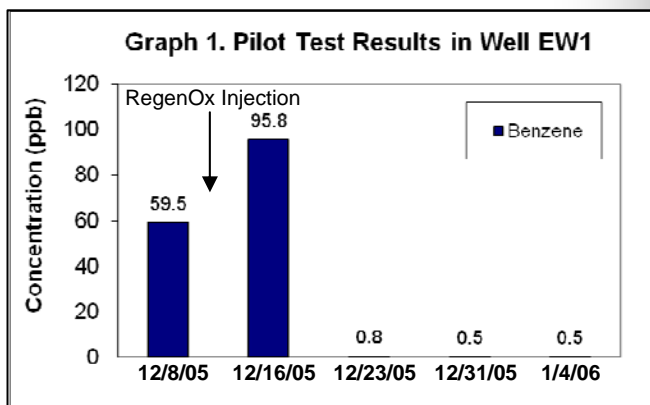
Figure 2. Pilot Test Well EW1 Located within a Former LUST Area

RegenOx is chemical oxidation technology, manufactured by Regenesis, that rapidly destroys contaminants through powerful chemical reactions. It directly oxidizes contaminants while a catalytic component generates oxidizing free radicals to destroy the target compounds. RegenOx treats the saturated and vadose zones and can allow for on-going biological reduction.

Following the RegenOx injection, desorption of residual contamination from the soil occurred causing a temporary spike in concentrations (Graph 1). A persistent decline followed as the chemical oxidation reactions reduced concentrations in TPHg, BTEX and MTBE by 63%-99%.

Table 1. RegenOx™ Pilot Application – Well EW1	
RegenOx Applied	2,000 lbs
Depth to GW	~40 feet
Injection Points	8
Injection Spacing	6 feet
Application Rate	40 lbs/ft

Table 2. Pilot Application Results – Well EW1			
	Pre-Pilot	Post-Pilot	Reduction
TPHg	4,956	199	96%
BTEX	330	2	99%
MTBE	440	165	63%





The success of the pilot test led to a full-scale application of RegenOx in December 2006. The direct-push injection was focused near wells EW-1, EW-4, MW-2, and MW-3 (Figure 3). RegenOx was applied over three injection events (12/1/06, 12/29/06, 1/5/07). Using field parameter measurements and field observations, the inferred radius of influence from the RegenOx injections was approximately 15-20 feet.

Table 3. RegenOx™ Full-Scale Application	
RegenOx Applied	12,420 lbs
Depth to GW	~40 feet
Injection Points	30
Treatment Thickness	14 feet
Application Rate	40 lbs/ft

### TPHg Concentrations

In wells EW-1, EW-4, MW-2 and MW-3, concentrations of TPHg reached between 6,000 and 35,500 ppb (Graphs 2 & 3). Contaminant concentrations rapidly declined following the series of RegenOx applications and were reduced by 62%-86% after only 8 weeks of treatment. Concentrations in non-target wells EW-2 and EW-3 reduced to approximately 100 ppb (Table 4).

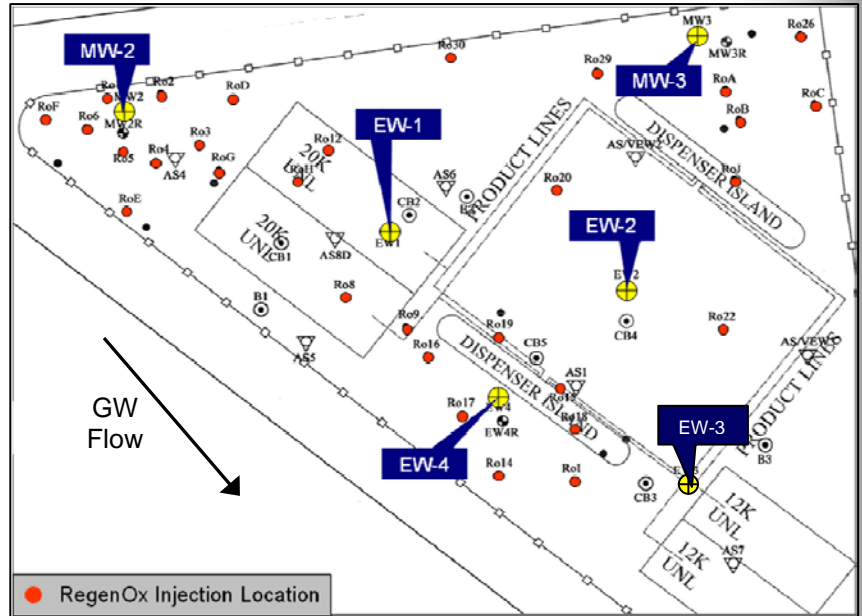
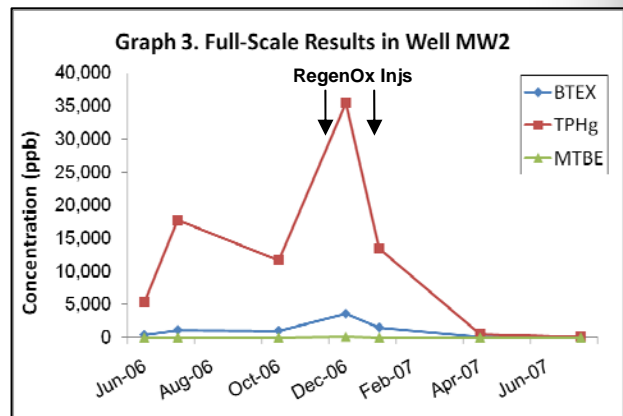
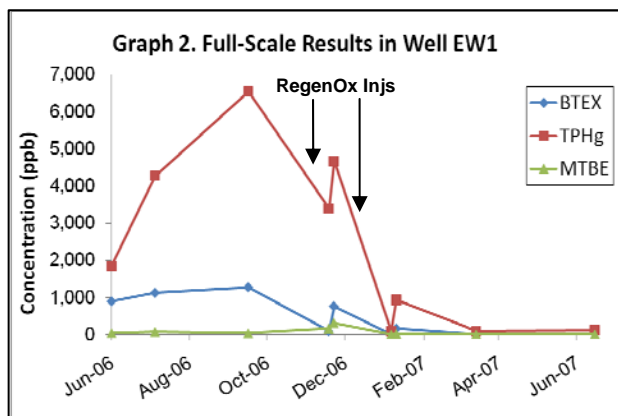



Figure 3. Full-Scale Application of RegenOx

### Benzene & MTBE Concentrations

Total BTEX was most significant in wells EW-1 and MW-2 at concentrations of 1,270 ppb and 1,025 ppb, respectively. Across the treatment area, benzene levels exceeded the cleanup goal (5 ppb) as concentrations reached 136 ppb (MW-2) prior to the RegenOx applications. Within approximately 2 months of the initial injection, benzene levels were reduced by 50% across the site and **continued to decline reaching non-detect levels in all wells within 4 months**. Due to desorption, MTBE concentration reached 4,458 ppb following the RegenOx injections. Within 3 months, concentrations were reduced by 99% to <3.0 ppb in all wells. A No Further Action letter was issued by the Los Angeles Regional Water Quality Control Board in August 2007.





# Advanced Chemical Oxidation Achieves Site Closure for Petroleum Hydrocarbons and MTBE in Los Angeles, California

Angel Cardoza, The Reynolds Group, Tustin, CA and David Clexton, P.G., Regenesis, San Clemente, CA

## Project Background

Four leaking underground storage tanks (LUSTs) ranging in size from 12,000 to 20,000 gallons were discovered at a former service station during a site investigation in 1998. Initial groundwater samples contained elevated levels of total petroleum hydrocarbons as gasoline (TPHg), benzene, toluene, ethylbenzene, and xylenes (BTEX) and methyl tert-butyl ether (MTBE) above the maximum contaminant levels (MCLs). A resulting contaminant plume covered more than 6,000 square feet and reached concentrations of 52,000 parts per billion (ppb) TPHg, 10,000 ppb BTEX, and 7,000 ppb MTBE.

## Remedial Activities

### Excavation

In the year 2000, excavation activities removed the four LUSTs, fuel dispensers, and fuel product lines. A total of 312 tons of hydrocarbon-impacted soil was excavated, removed from the site and replaced with clean backfill.

### In-Situ Chemical Oxidation (ISCO)

In December 2005/January 2006, an ISCO pilot test was performed using 3,200 pounds of RegenOx™ to treat petroleum hydrocarbons in an area of deep groundwater (~40 feet bgs). RegenOx was applied through 8 direct-injection points around well EW1 (Figure 4) with six-feet between each injection point and approximately 40 pounds of RegenOx per vertical foot.

The success of the pilot test (Graphs 1, 2 and 3) led to a full-scale application of RegenOx in December 2006 where a total of 12,420 pounds of RegenOx was applied into 30 injection points in the vicinity of EW1, EW2, EW4, MW2 and MW3 (Figure 4). RegenOx was pressure injected at approximately 800 pounds per square inch (psi) to a depth of 40 to 50 feet below ground surface (bgs).

## RegenOx™ – Chemical Oxidation Technology

RegenOx is a solid alkaline oxidant built around a sodium percarbonate complex, which is activated using a proprietary, multi-part catalytic formula. The product is received on-site in two parts. The two parts are combined and then applied to subsurface soils and/or groundwater using direct-push injection or soil mixing equipment. Once in contact with the contaminated media, RegenOx produces an efficient and relatively rapid oxidative reaction comparable to that of Fenton's Reagent without an exothermic hazard.



Figure 1. RegenOx Part A and Part B

## Pilot Application Results

The RegenOx pilot application produced significant reductions in TPHg, BTEX and MTBE over a short, 30 day period. TPHg was reduced from 4,956 ppb to 199 ppb, BTEX from 330 ppb to 2 ppb and MTBE from 440 ppb to 165 ppb. Some mobilization of residual contamination from the soil occurred shortly after the RegenOx injection causing a temporary spike in concentrations. A persistent decline followed as the chemical oxidation reactions reduced concentrations across the board.



Figure 2. RegenOx Material On-Site



Figure 3. RegenOx Direct-Push Application

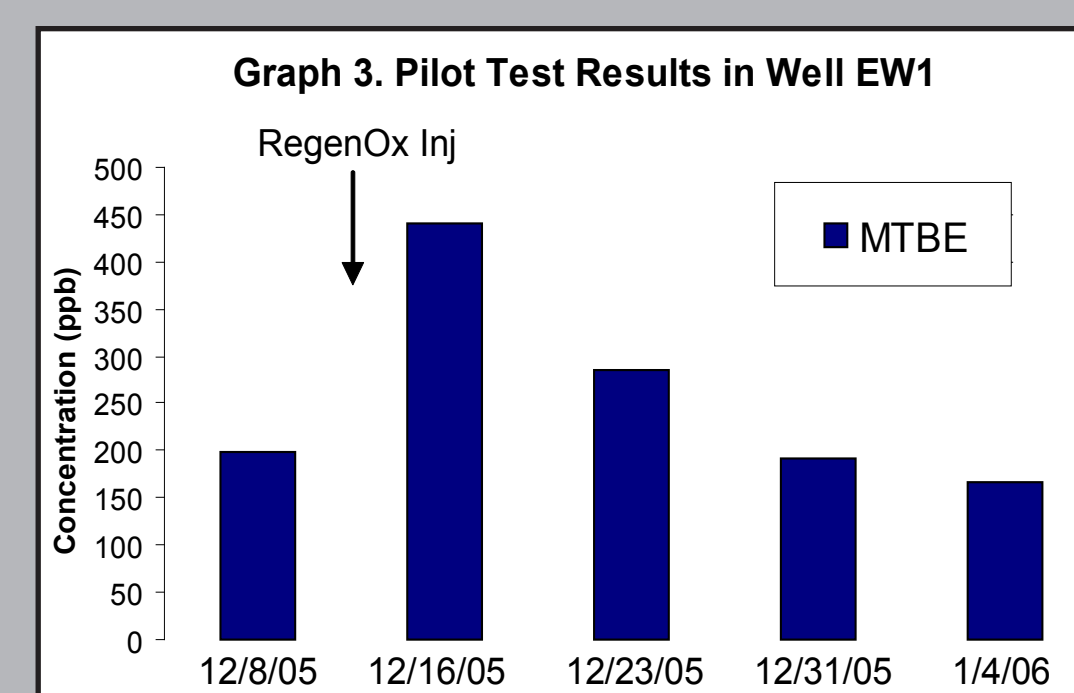
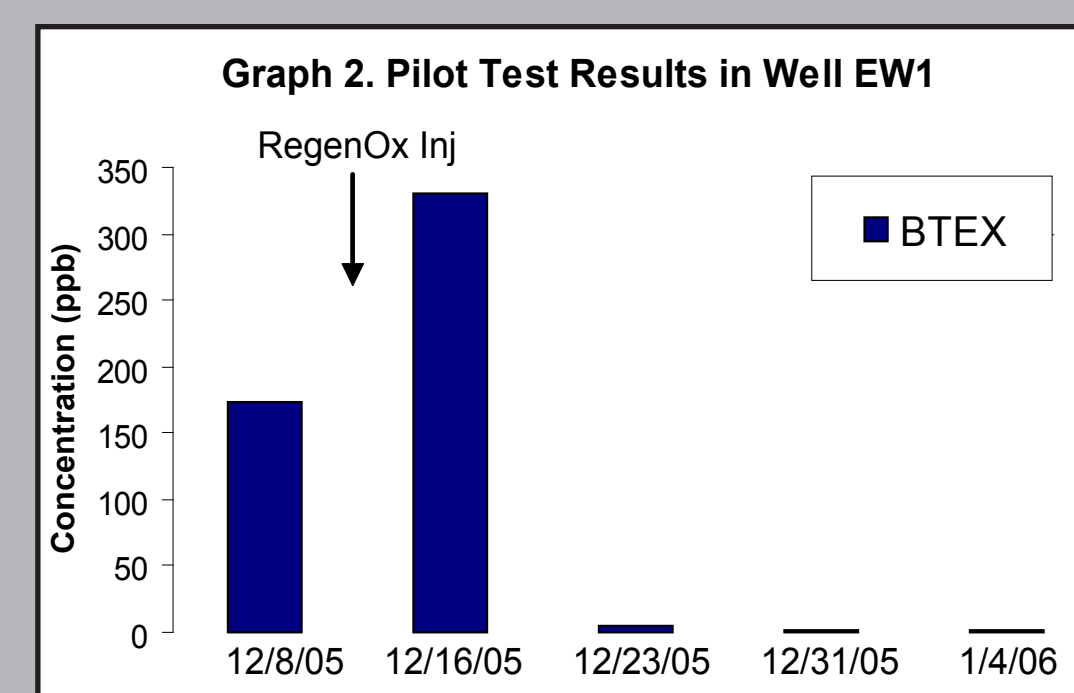
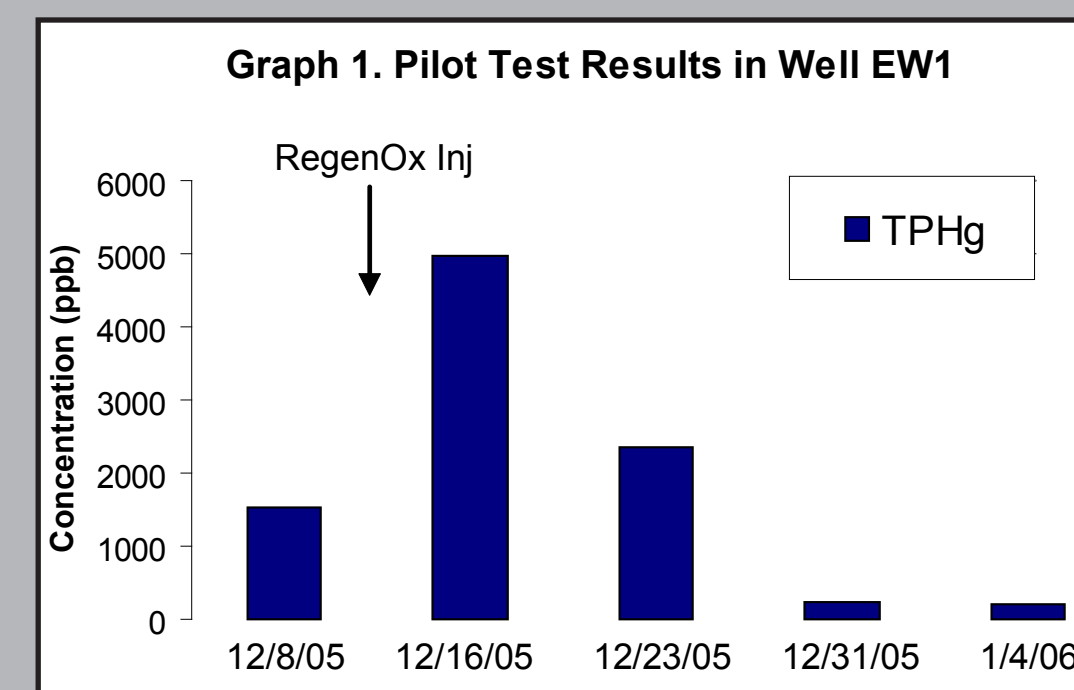
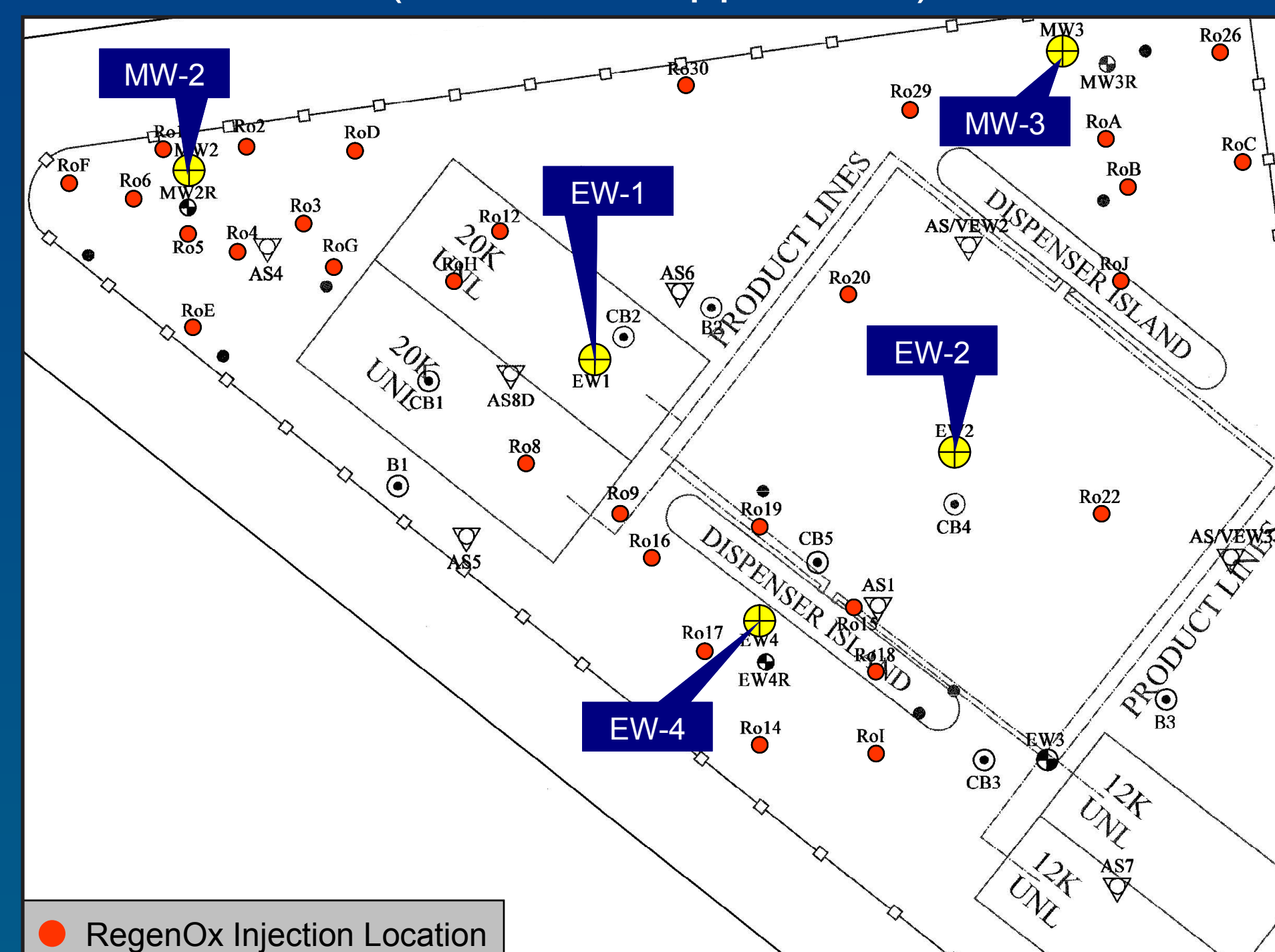


Figure 4. Site Map with RegenOx Injection Locations (Full-Scale Application)



## RegenOx Full-Scale Application Results

### TPHg Concentrations

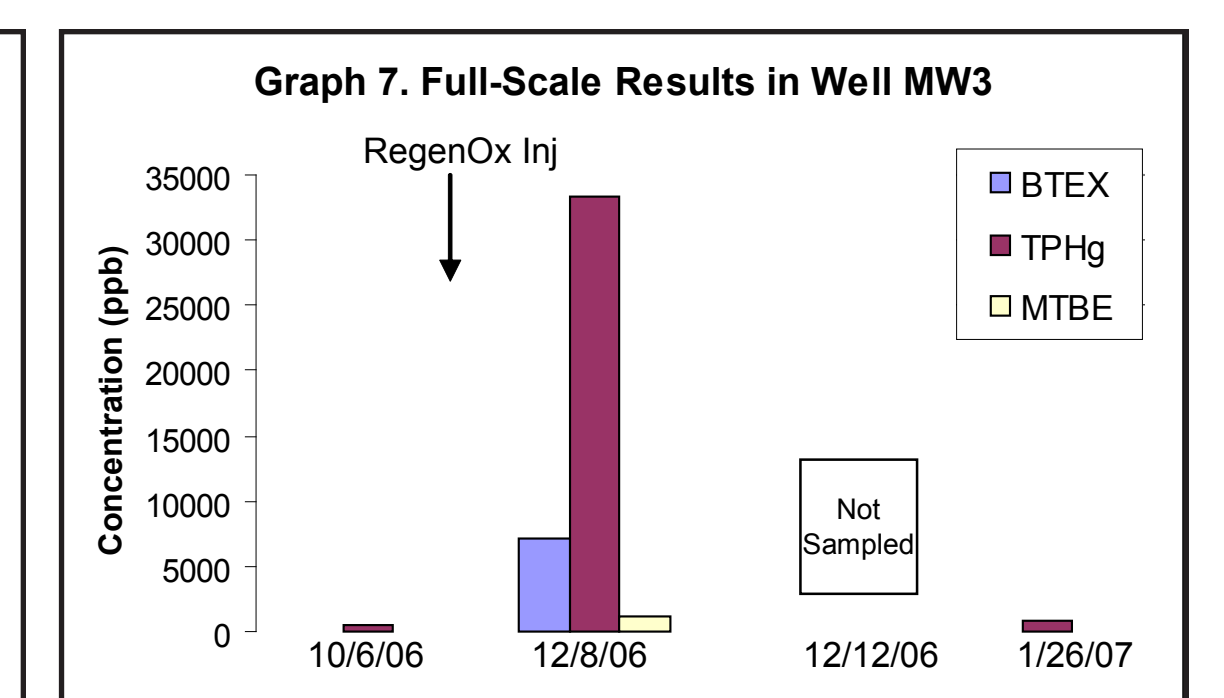
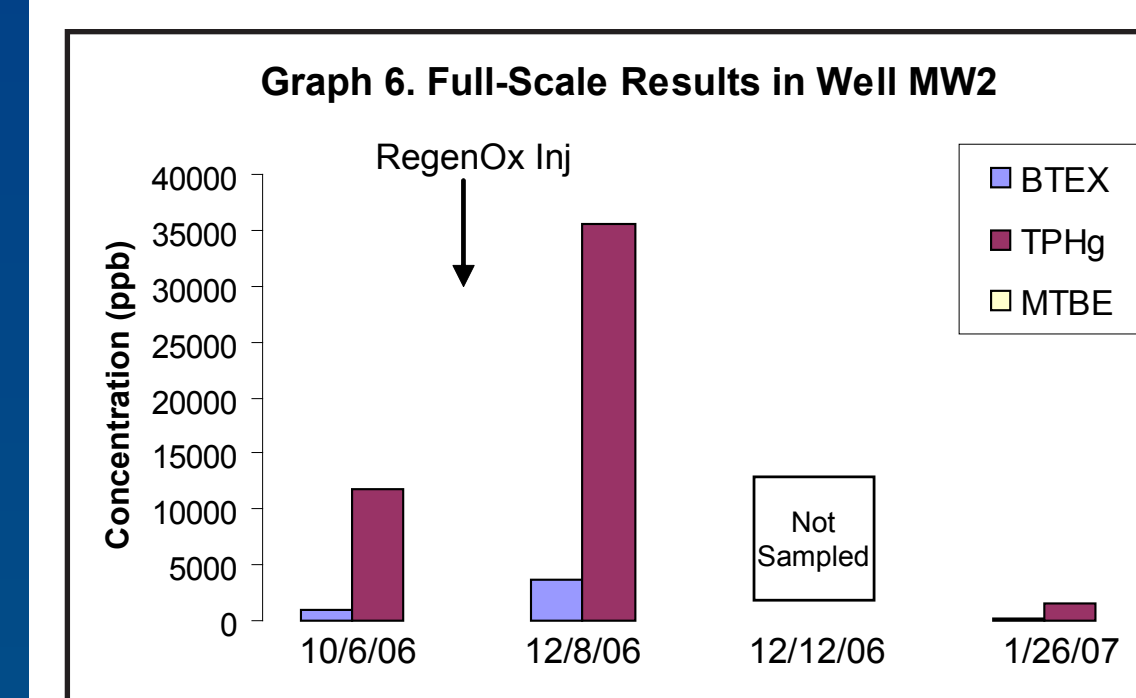
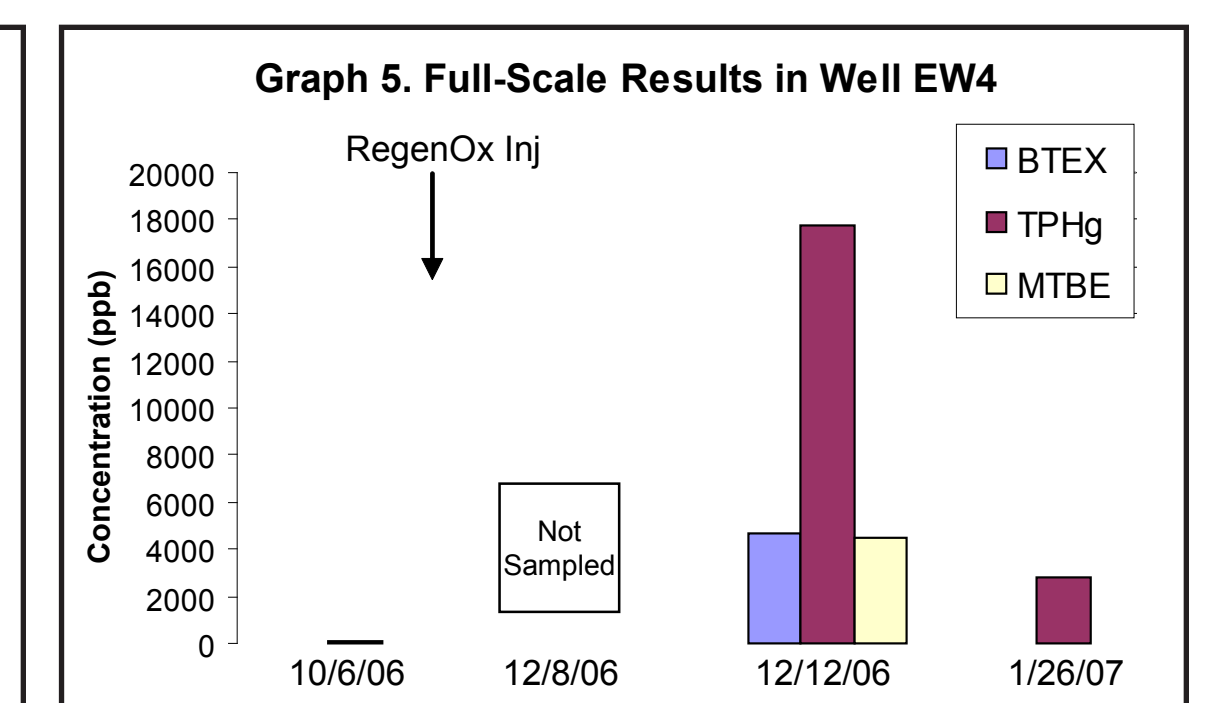
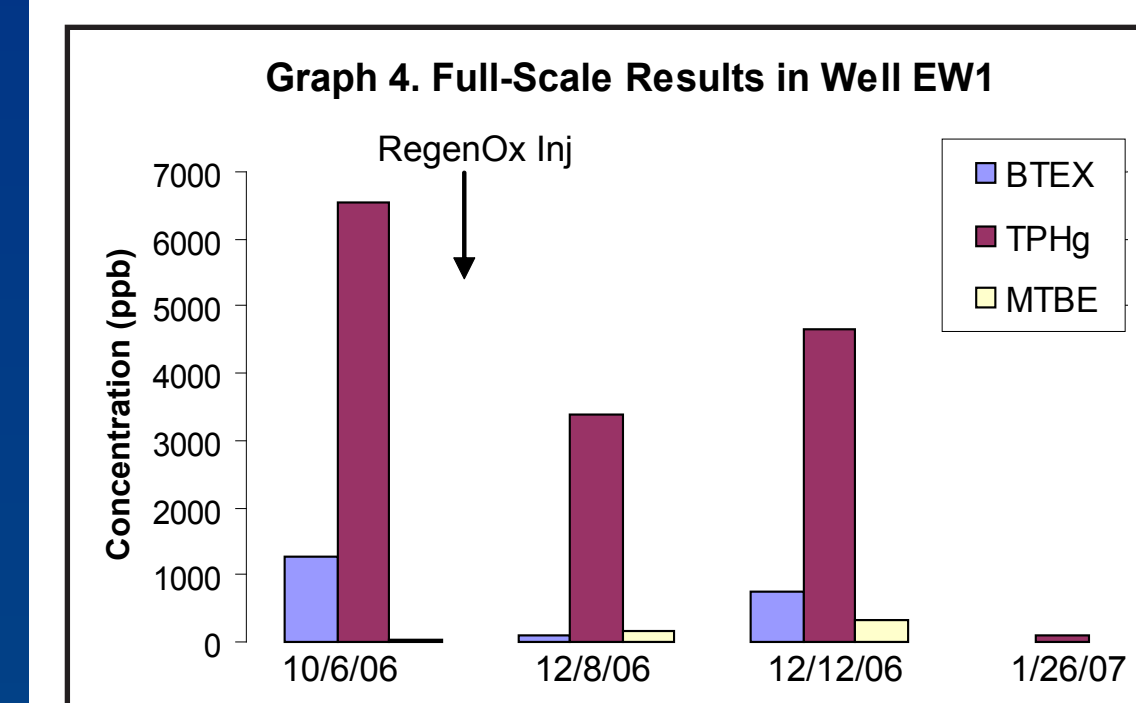
Within days of the RegenOx injection, TPHg concentrations in EW1 declined by almost 50% (Graph 4). Reduction continued over the next month as TPHg reached a concentration below the detection limit. In Wells EW4, MW2, and MW3 a spike in concentrations was observed shortly after RegenOx application as a result of residual contamination desorption (Graphs 5, 6 & 7), however concentrations rapidly declined by more than 80% in all wells within 2 weeks.

### BTEX Concentrations

Well EW1 contained the most significant BTEX concentrations at 1,270 ppb. Within 2 months, concentrations were reduced to 9.6 ppb. Similar to TPHg, BTEX concentrations spiked in EW4, MW2 and MW3 following injection. However, a reduction of more than 95% was observed in all three wells within 2 months.

### MTBE Concentrations

MTBE concentrations were reduced significantly in all wells following RegenOx injection. Some increases were measured after application, reaching as high as 4,459 ppb in Well EW4. Within 2 months time, concentrations were reduced to below the detection limit in 3 of the 4 wells.



## No Further Action

RegenOx rapidly and successfully reduced petroleum hydrocarbon concentrations in deep groundwater (~40 feet bgs). As concentrations at the site continued to decline or remain insignificant, a No Further Action letter was issued by the Los Angeles Regional Water Quality Control Board in August 2007.

# RegenOx Application on a Industrial Dry Cleaner in California



# RegenOx: California dry cleaner

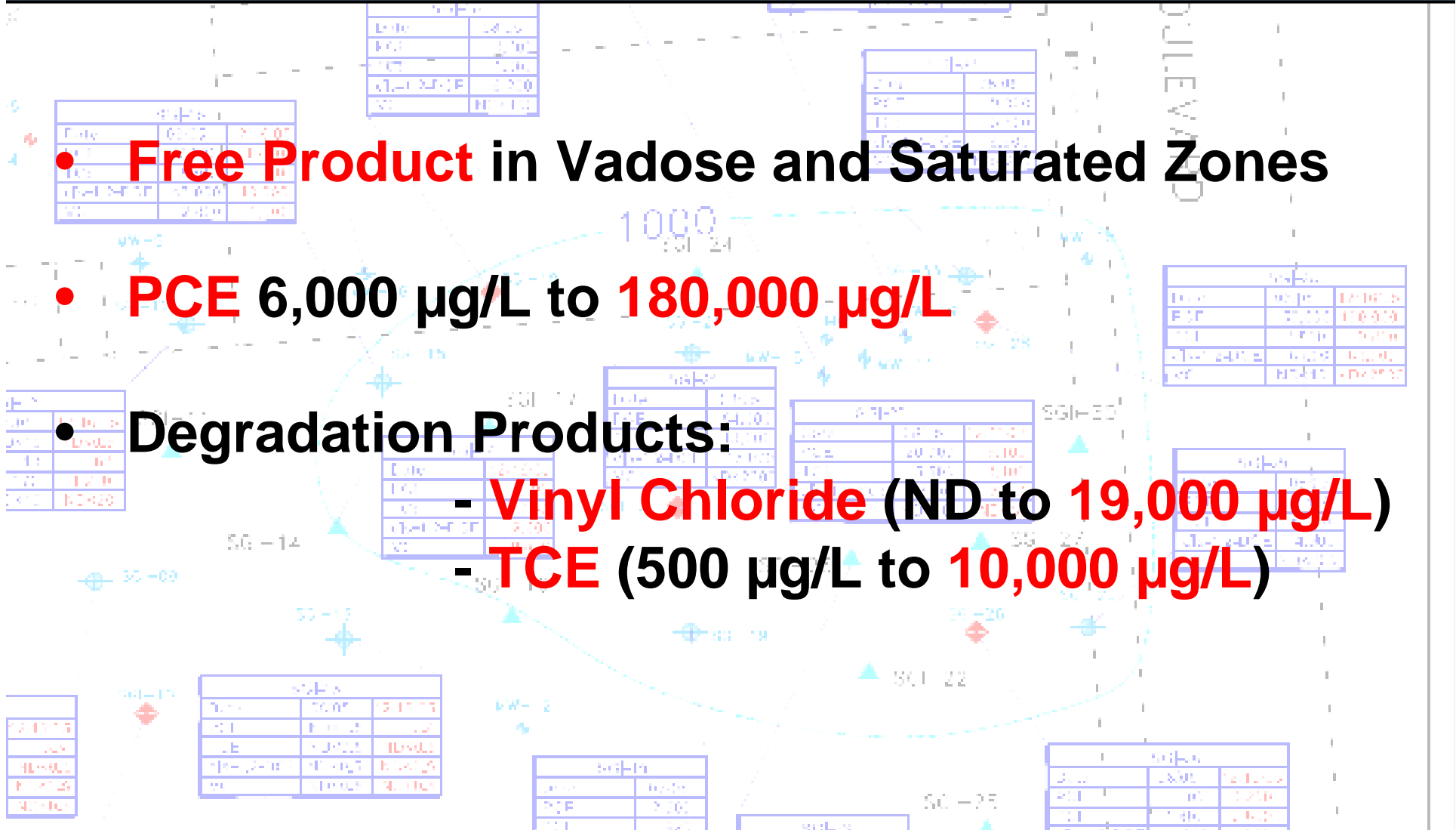
- **Free Product** in Vadose and Saturated Zones

- **PCE** 6,000  $\mu\text{g/L}$  to **180,000  $\mu\text{g/L}$**

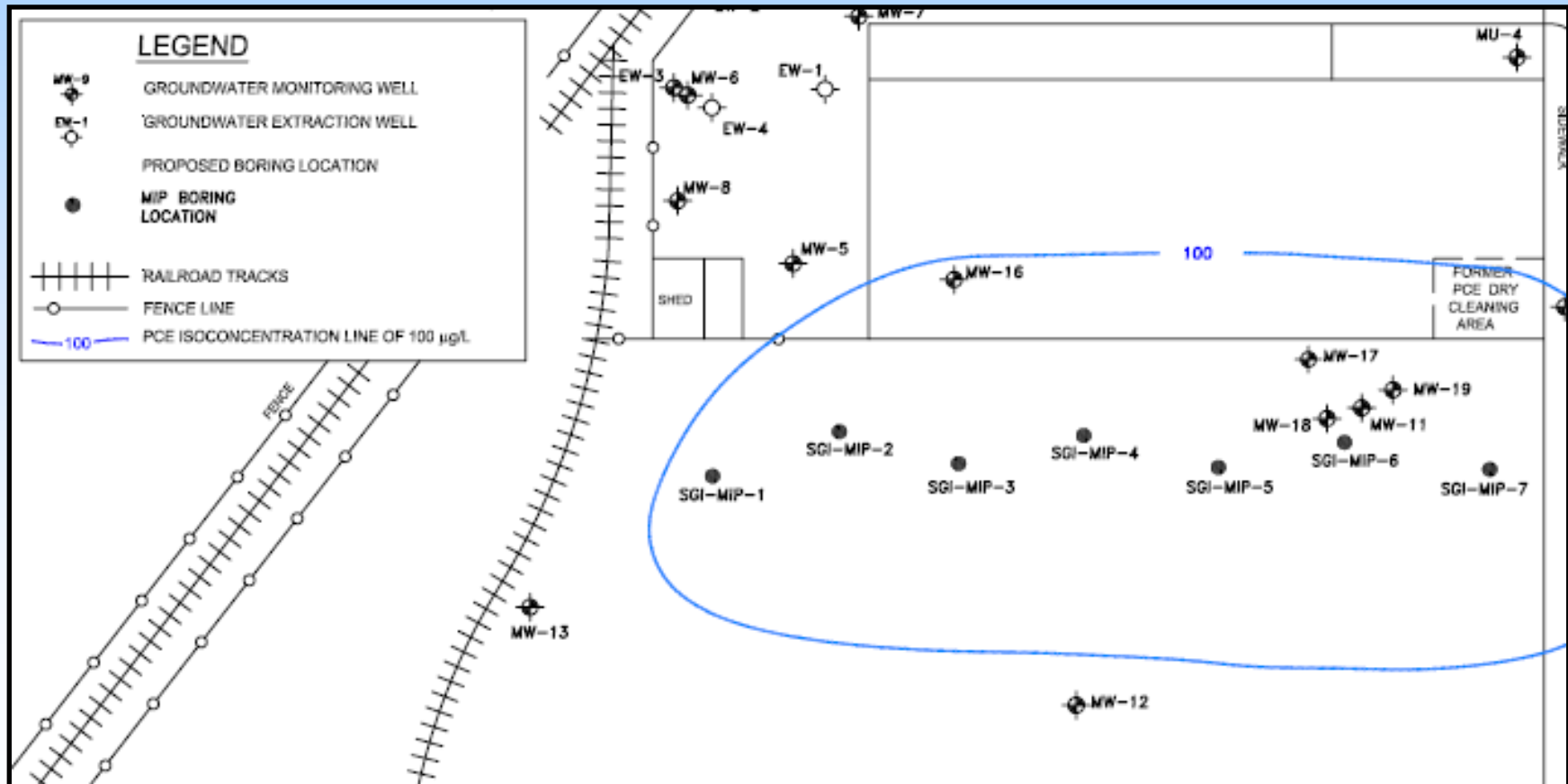
- **Degradation Products:**

- **Vinyl Chloride** (ND to **19,000  $\mu\text{g/L}$** )

- **TCE** (**500  $\mu\text{g/L}$**  to **10,000  $\mu\text{g/L}$** )



# Membrane Interface Probe Characterization

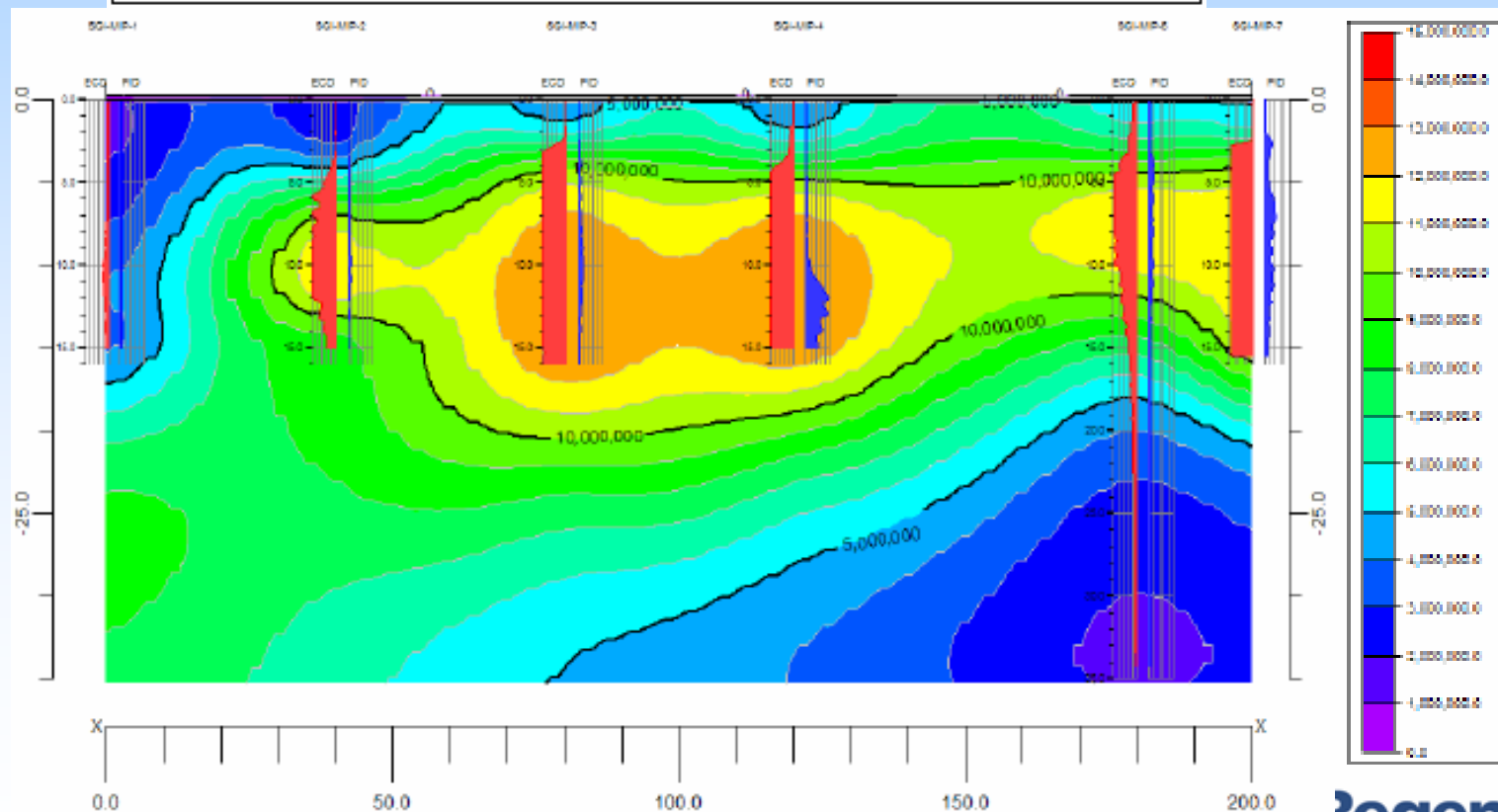


**RegenOx**<sup>™</sup>

CHEMICAL OXIDATION REDEFINED...

# Membrane Interface Probe Characterization

ECD Cross Section with logs with ECD and PID



**RegenOx**<sup>™</sup>

CHEMICAL OXIDATION REDEFINED...

# Site Background

- **Free Product Found in Vadose and Saturated Zones**
- **PCE Concentration as Range**
  - 6 to 180 ppm
- **Degradation Products**
  - Vinyl Chloride (ND to 19 ppm)
  - TCE (0.5 to 10 ppm)

# RegenOx Application on a Industrial Dry Cleaner in California

**Treatment Area:**

52,000 ft<sup>2</sup>

**Soil Type:**

Sand/Silt/Fill

**Groundwater Velocity:**

5 ft/day

**Depth to Groundwater:**

8ft (perched)

**Application Rate:**

7 lbs/ft

**Application Volume:**

~13,500 Gal./injection

**Injection Spacing:**

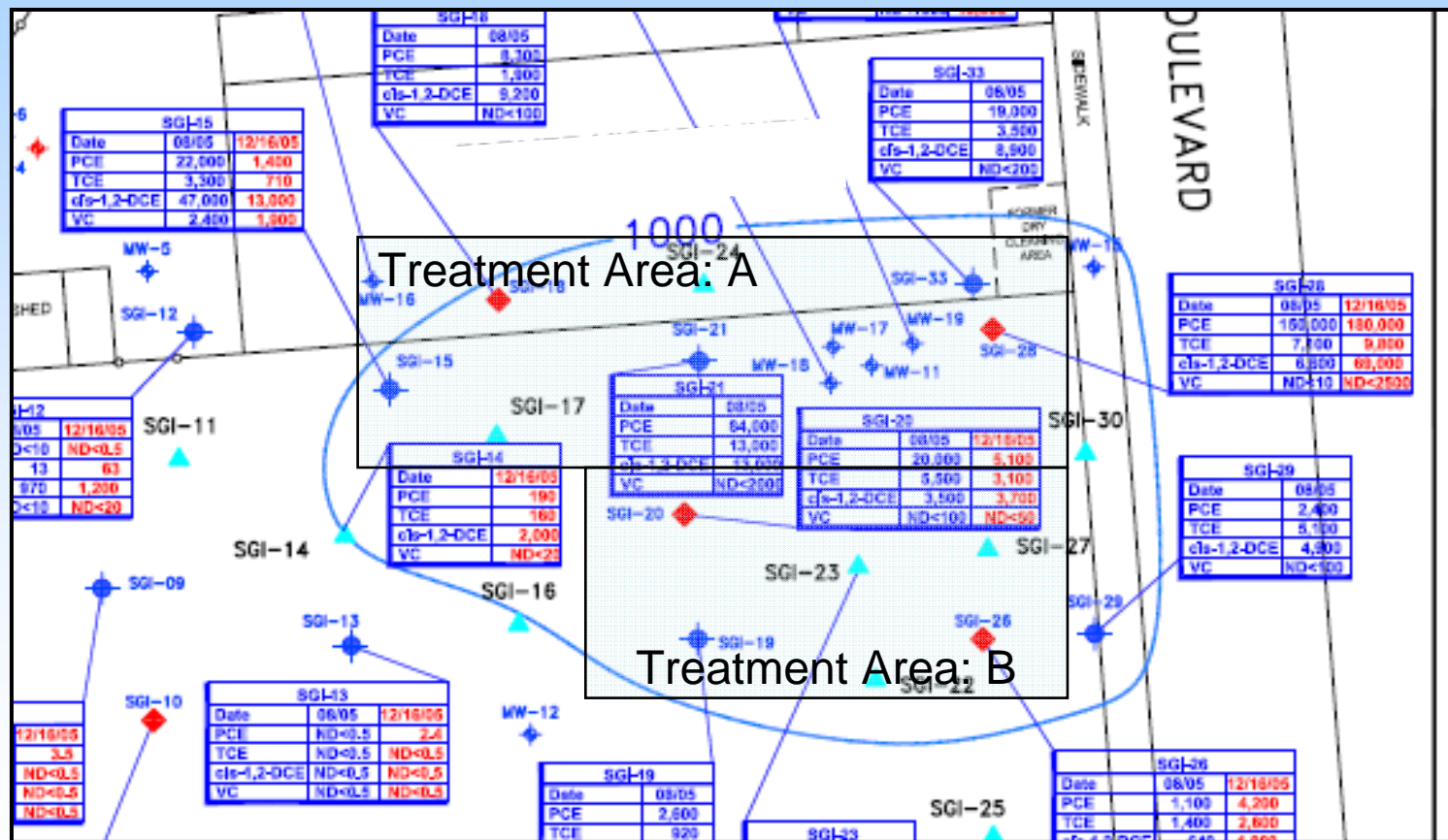
15 ft

**RegenOx**<sup>™</sup>

CHEMICAL OXIDATION REDEFINED...



# RegenOx Application on a Industrial Dry Cleaner in California



**RegenOx**<sup>TM</sup>

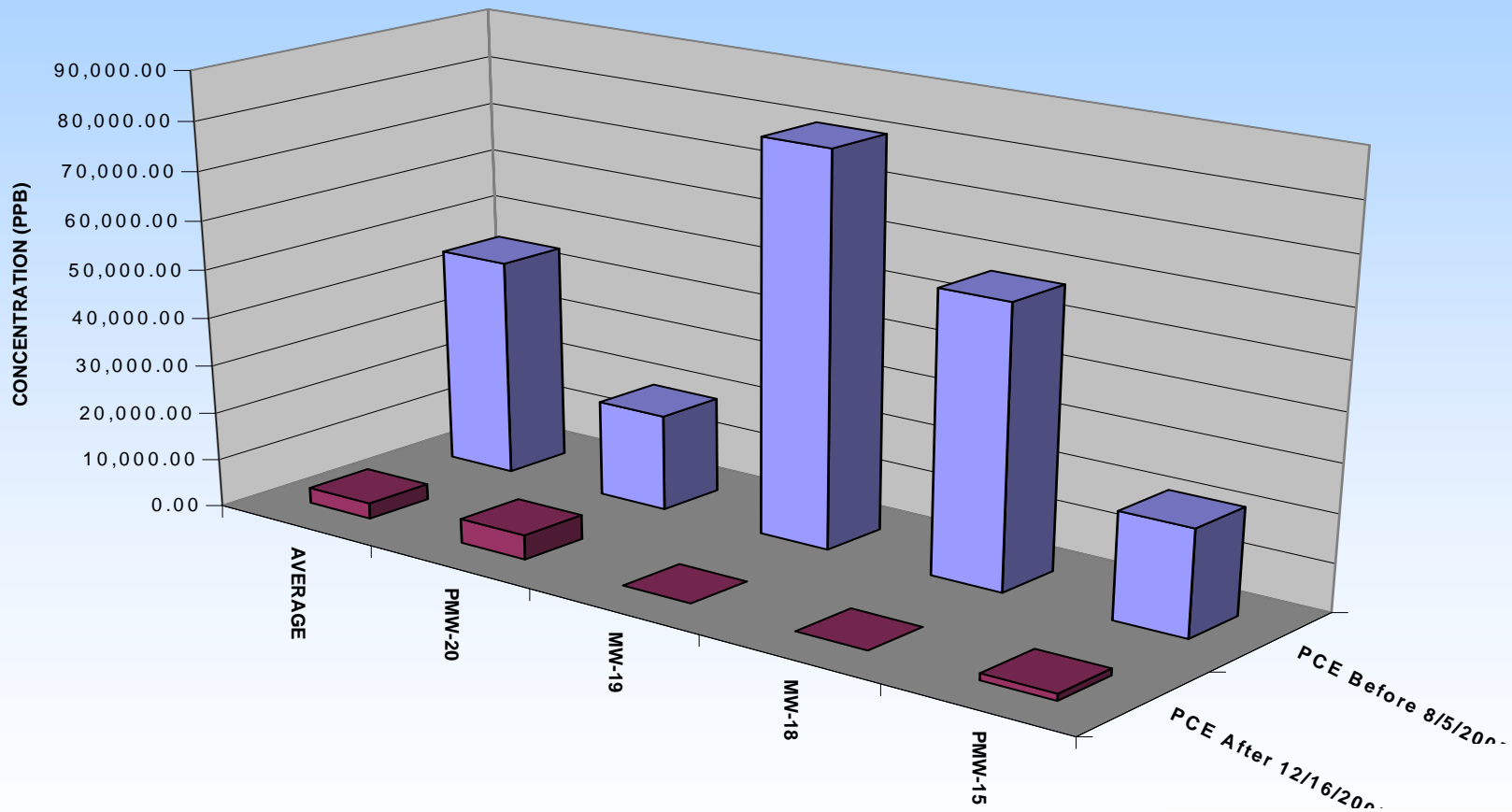
CHEMICAL OXIDATION REDEFINED...

# RegenOx Application on a Industrial Dry Cleaner in California

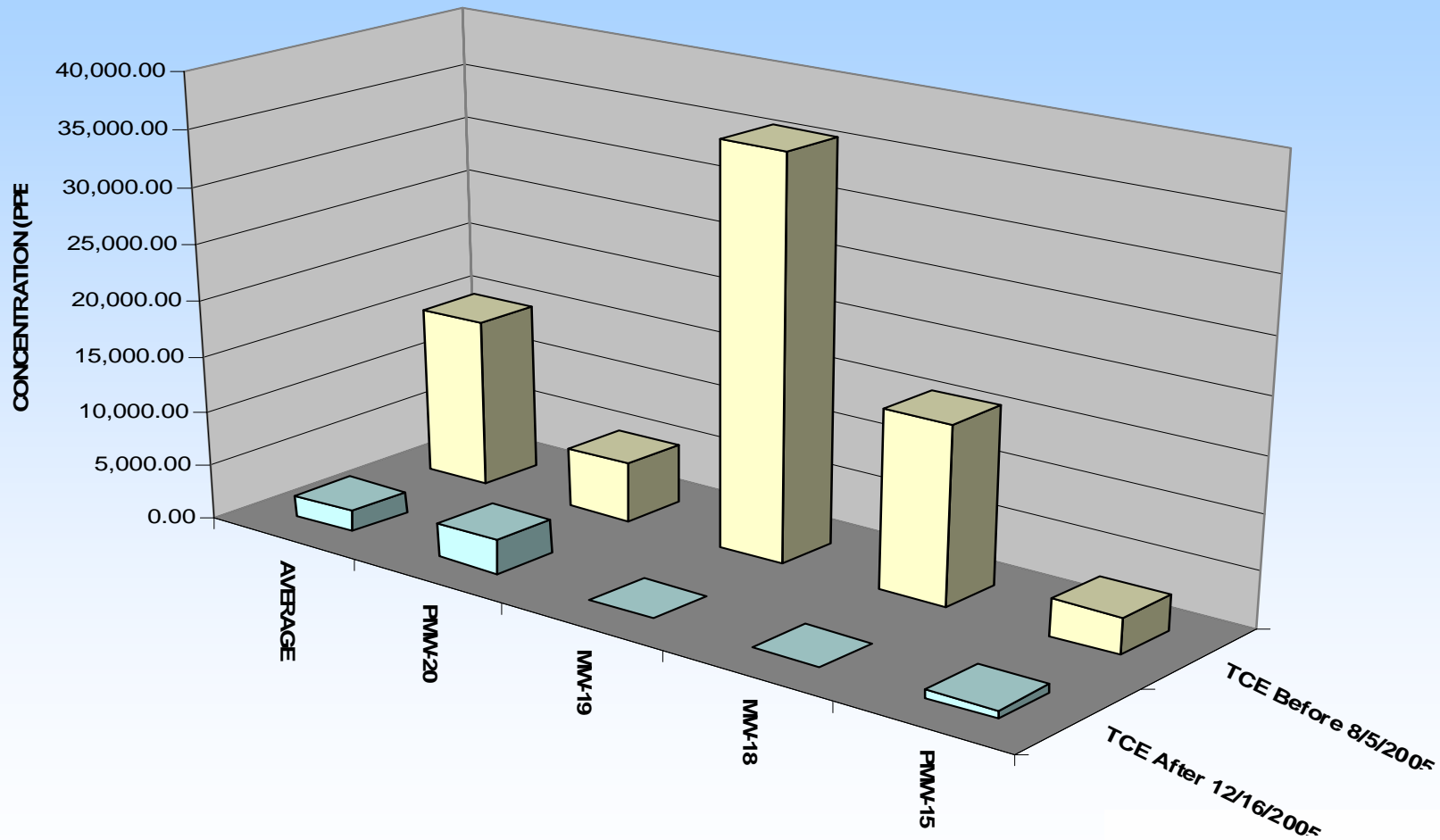


Direct Injection Through Pre-cut Holes in Concrete Floor

# Remediation of High Levels of VOCs: 93% Reduction of PCE in 4 Months



# Remediation of High Levels of VOCs: 88% Reduction of TCE in 4 Months



# RegenOx Application on a Industrial Dry Cleaner in California

## Conclusions:

- Effective degradation in the presence of Free Phase VOCs
- ~90% Contaminant reductions in a single application



Advanced chemical oxidation designed to treat organic contaminants including high concentration source areas in the saturated and vadose zones.

HOW IT WORKS

RegenOx™ maximizes performance using a solid alkaline oxidant that employs a sodium percarbonate complex with a multi-part catalytic formula. The product is delivered as two parts that are combined and injected into the subsurface using common drilling or direct-push equipment. Once in the subsurface, the combined product produces an effective oxidation reaction comparable to that of Fenton's Reagent without a violent exothermic reaction. RegenOx safely, effectively and rapidly destroys a wide range of contaminants in both soil and groundwater (Table 1).

- Rapid and sustained oxidation of target compounds
- Easily applied with readily available equipment
- Destroys a broad range of contaminants (petroleum and chlorinated compounds)
- More efficient than other solid oxidants
- Enhances subsequent bioremediation
- Avoids detrimental impacts to groundwater aquifers

PRODUCT FEATURES

ACHIEVES RAPID OXIDATION VIA A NUMBER OF MECHANISMS

RegenOx directly oxidizes contaminants while its unique catalytic complex generates a suite of highly reactive free radicals that are responsible for the rapid destruction of contaminants.

- Surface-mediated oxidation – with the use of RegenOx, this process takes place in two distinct stages. First, the RegenOx activator complex forms a highly catalytic surface. Second, the RegenOx oxidizer complex and the contaminant react with the activator complex. The majority of contaminant destruction is accomplished via the process of RegenOx surface-mediated oxidation.

- Direct Oxidation:



- Free Radical Oxidation:

- Peroxyhydroxyl Radical (HO<sub>2</sub>•)
- Hydroxyl Radical (OH•)
- Superoxide Radical (O<sub>2</sub><sup>-</sup>•)

MECHANISMS

TABLE 1: OXIDANT EFFECTIVENESS VS. CONTAMINANT TYPE

Contaminant	RegenOx™	Fenton's Reagent	Permanganate	Persulfate	Activated Persulfate	Ozone
Petroleum Hydrocarbons	A	A	B	B	B	A
Benzene	A	A	D	B	B	A
MTBE	A	B	B	C	B	B
Phenols	A	A	B	C	B	A
Chlorinated Ethenes (PCE, TCE, DCE, VC)	A	A	A	B	A	A
Chlorinated Ethanes (TCA, DCA)	A	B	C	D	C	B
Polycyclic Aromatic Hydrocarbons (PAHs)	A	A	B	B	A	A
Explosives (RDX, HMX)	A	A	A	A	A	A

Based on laboratory kinetic data, thermodynamic calculations, and literature reports.

OXIDANT EFFECTIVENESS KEY:

- A = Short half-life, low free energy (most energetically favored), most complete
- B = Intermediate half-life, low free energy, intermediate degree of completion
- C = Intermediate half-life, intermediate free energy, low degree of completion
- D = Long half-life, high free energy (least favored), very low degree of completion

Advanced chemical oxidation designed to treat organic contaminants including high concentration source areas in the saturated and vadose zones.



**SAFETY:**

Upon combining RegenOx Part A and Part B, a mild exothermic reaction begins. This reaction results in minimal heat and pressure generation, allowing field application of RegenOx to be accomplished safely and without the use of highly specialized equipment or specialty contractors. Through the use of widely available, direct-push equipment and an assortment of pumps, RegenOx has been designed to be as easy to install as other Regenesi products like ORC® and HRC®. As with all oxidants, proper health and safety procedures must be followed. The necessary safety guidance accompanies all shipments of RegenOx and additional resources are available on request.

SAFETY

**PRODUCT APPLICATION MADE SAFE AND EASY:**

The RegenOx mixture can be applied in a number of ways including:

- Direct-push injection (Figure 1)
- Permanent points and/or re-circulating wells
- Manual or broadcast application into open excavations/trenches
- Soil mixing (ex-situ or in-situ) (Figure 2)

Under the right conditions in-situ or ex-situ soil mixing applications can be an effective and cost saving substitute for direct-injection.



FIGURE 2: SOIL MIXING APPLICATION



FIGURE 1: DIRECT-PUSH APPLICATION

APPLICATION

**SIGNIFICANT LONGEVITY:**

RegenOx produces chemical reactions that effectively destroy contaminants for periods of up to 30 days. In addition to contaminant reduction via chemical reactivity, RegenOx also yields a significant amount of readily available oxygen that can be utilized in support of longer term aerobic biodegradation processes.

LONGEVITY

**COMPATIBILITY WITH BIOREMEDIATION:**

RegenOx is an effective and rapid contaminant mass reduction technology. A single injection will remove significant amounts of target contaminants from the subsurface. Strategies employing multiple RegenOx injections coupled with follow-on accelerated bioremediation can be used to treat highly contaminated sites to regulatory closure. In fact, RegenOx was designed specifically to allow for a seamless transition to low-cost accelerated bioremediation using any of Regenesi' controlled-release compounds.

COMPATIBILITY