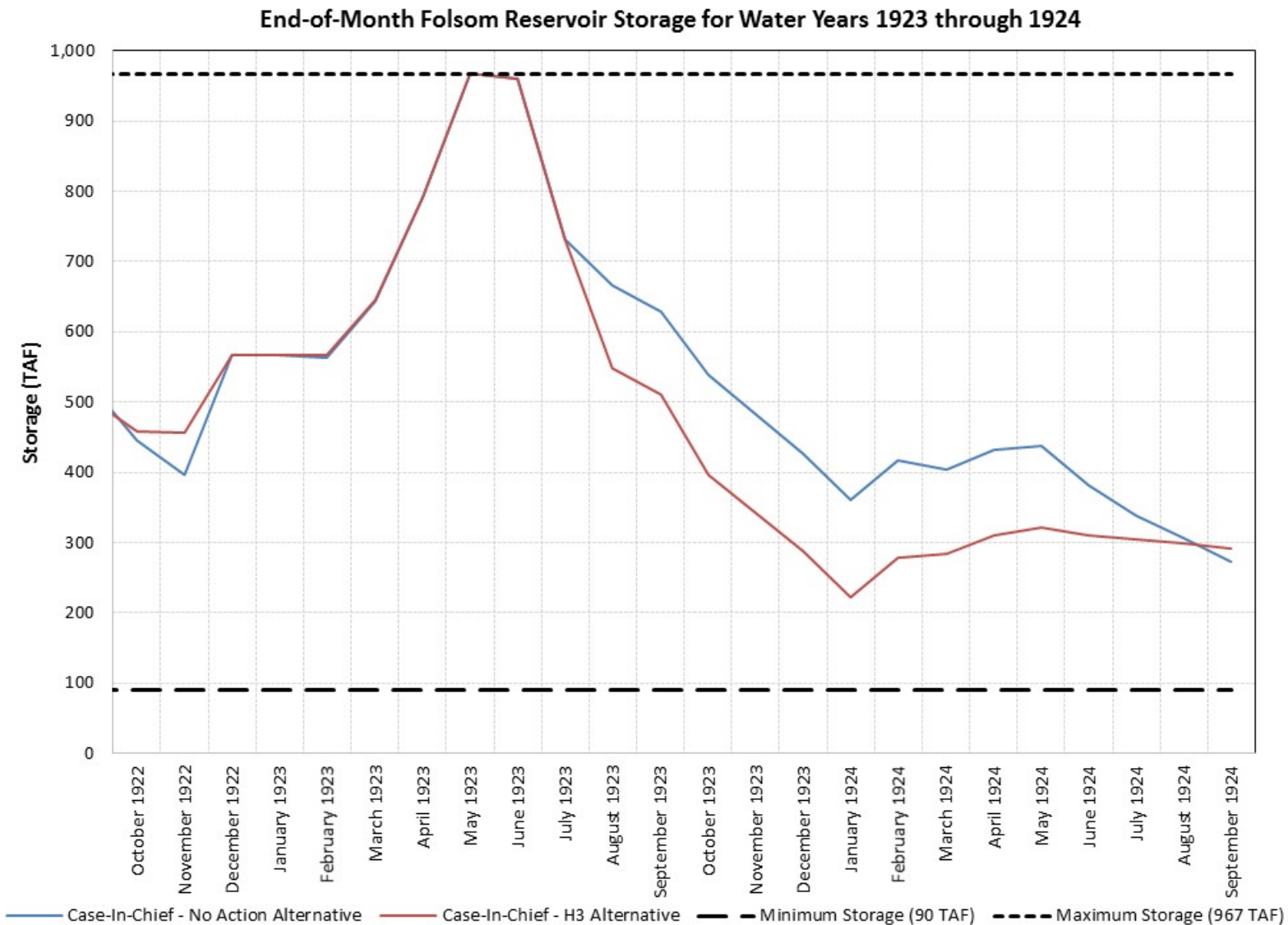


Case-in-Chief – No Action v. Case-in-Chief – H3 Alternative

End-of-Month Folsom Reservoir Storage

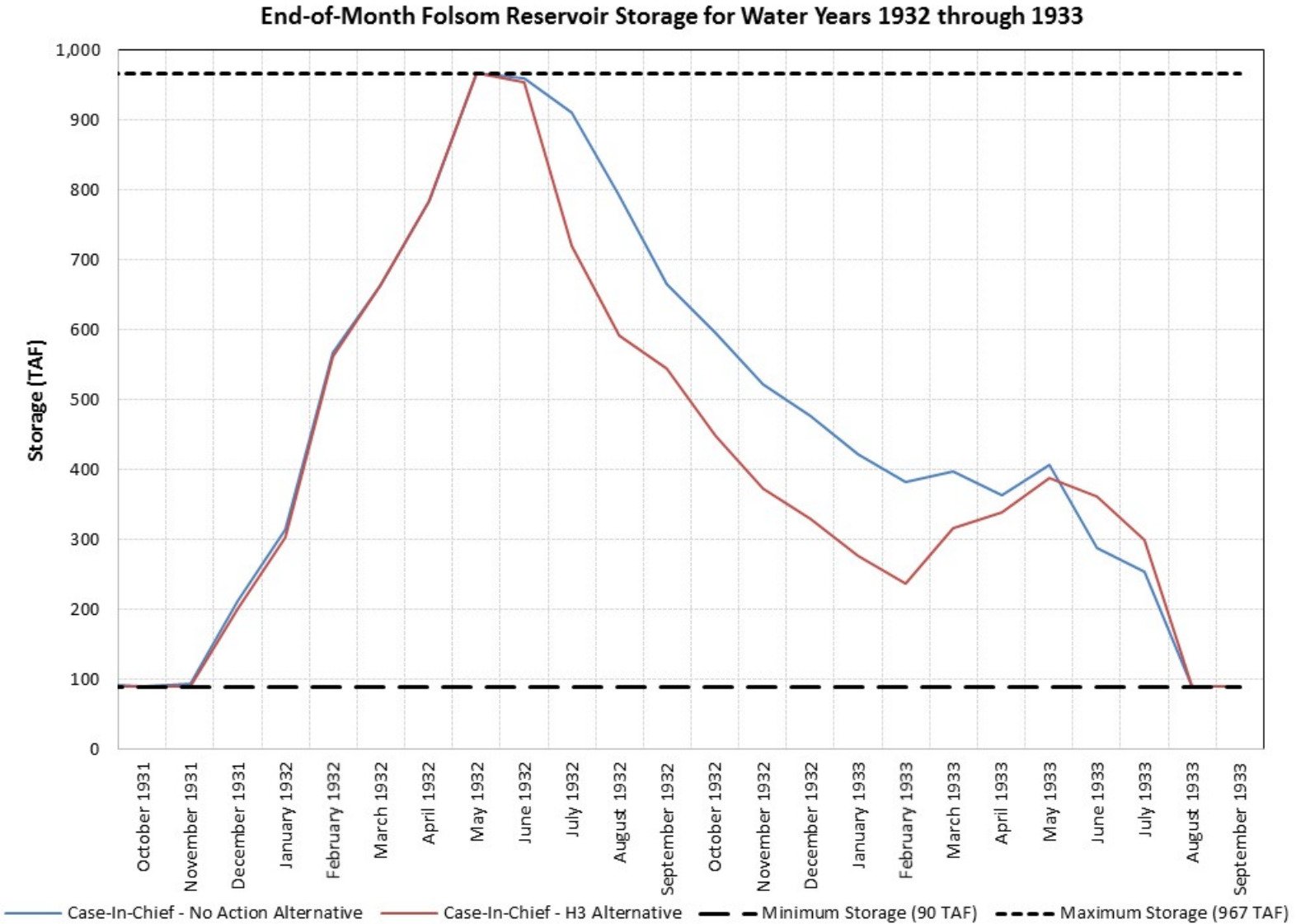
1923-1924

Water Year Type	Month	End-of-Month Folsom Storage		Difference (TAF)
		Case-In-Chief - No Action Alternative (TAF)	Case-In-Chief - H3 Alternative (TAF)	
Water Year 1923 - Below Normal Year	October 1922	445	459	14
	November 1922	396	457	61
	December 1922	567	567	0
	January 1923	567	567	0
	February 1923	564	567	3
	March 1923	643	646	3
	April 1923	792	792	0
	May 1923	967	967	0
	June 1923	960	960	0
	July 1923	733	733	0
	August 1923	667	548	-119
September 1923	629	511	-118	
Water Year 1924 - Critical Year	October 1923	538	396	-142
	November 1923	482	343	-139
	December 1923	426	287	-139
	January 1924	361	222	-139
	February 1924	418	279	-139
	March 1924	405	284	-121
	April 1924	432	309	-122
	May 1924	438	322	-116
	June 1924	381	311	-70
	July 1924	339	304	-35
	August 1924	306	300	-6
	September 1924	273	292	19



Case-in-Chief – No Action v. Case-in-Chief – H3 Alternative End-of-Month Folsom Reservoir Storage 1932-1933

Water Year Type	Month	End-of-Month Folsom Storage		Difference (TAF)
		Case-In-Chief - No Action Alternative (TAF)	Case-In-Chief - H3 Alternative (TAF)	
Water Year 1932 - Critical Year	October 1931	90	90	0
	November 1931	94	90	-4
	December 1931	213	202	-11
	January 1932	314	303	-11
	February 1932	567	561	-6
	March 1932	664	664	0
	April 1932	784	784	0
	May 1932	967	967	0
	June 1932	961	954	-6
	July 1932	910	721	-190
	August 1932	792	592	-200
September 1932	666	545	-121	
Water Year 1933 - Critical Year	October 1932	595	448	-147
	November 1932	522	374	-148
	December 1932	477	330	-148
	January 1933	423	278	-146
	February 1933	382	237	-145
	March 1933	399	316	-83
	April 1933	363	339	-25
	May 1933	408	388	-20
	June 1933	288	362	75
	July 1933	255	300	45
	August 1933	90	90	0
	September 1933	90	90	0

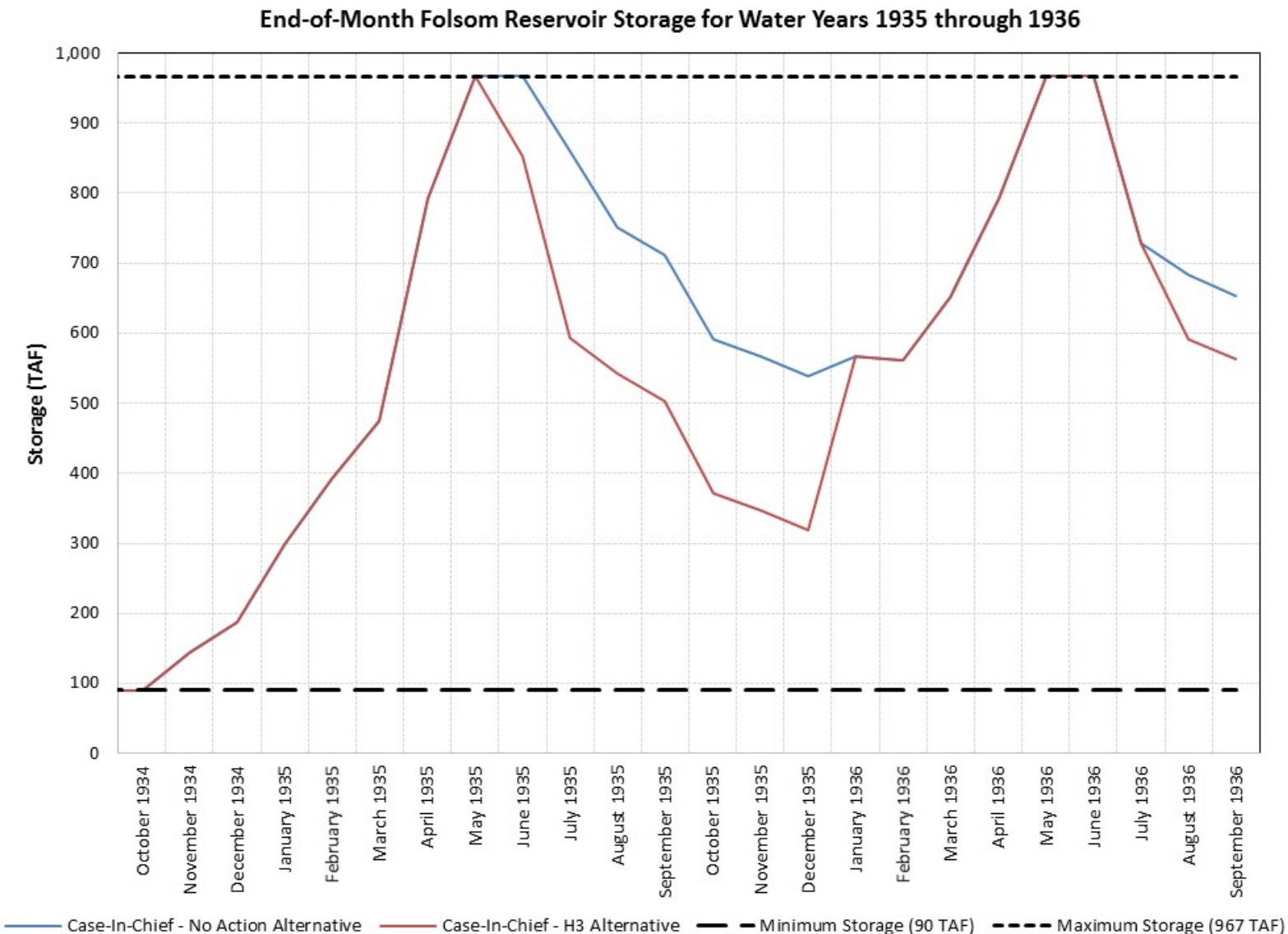


Case-in-Chief – No Action v. Case-in-Chief – H3 Alternative

End-of-Month Folsom Reservoir Storage

1935-1936

Water Year Type	Month	End-of-Month Folsom Storage		Difference (TAF)
		Case-In-Chief - No Action Alternative (TAF)	Case-In-Chief - H3 Alternative (TAF)	
Water Year 1935 - Dry Year	October 1934	90	90	0
	November 1934	144	144	0
	December 1934	188	188	0
	January 1935	297	298	0
	February 1935	392	392	0
	March 1935	474	474	0
	April 1935	792	792	0
	May 1935	967	967	0
	June 1935	967	852	-115
	July 1935	860	593	-267
	August 1935	751	543	-208
September 1935	711	503	-208	
Water Year 1936 - Below Normal Year	October 1935	592	371	-221
	November 1935	567	347	-220
	December 1935	540	319	-220
	January 1936	567	567	0
	February 1936	562	562	0
	March 1936	651	651	0
	April 1936	792	792	0
	May 1936	967	967	0
	June 1936	967	967	0
	July 1936	728	728	0
	August 1936	683	592	-91
September 1936	653	562	-91	

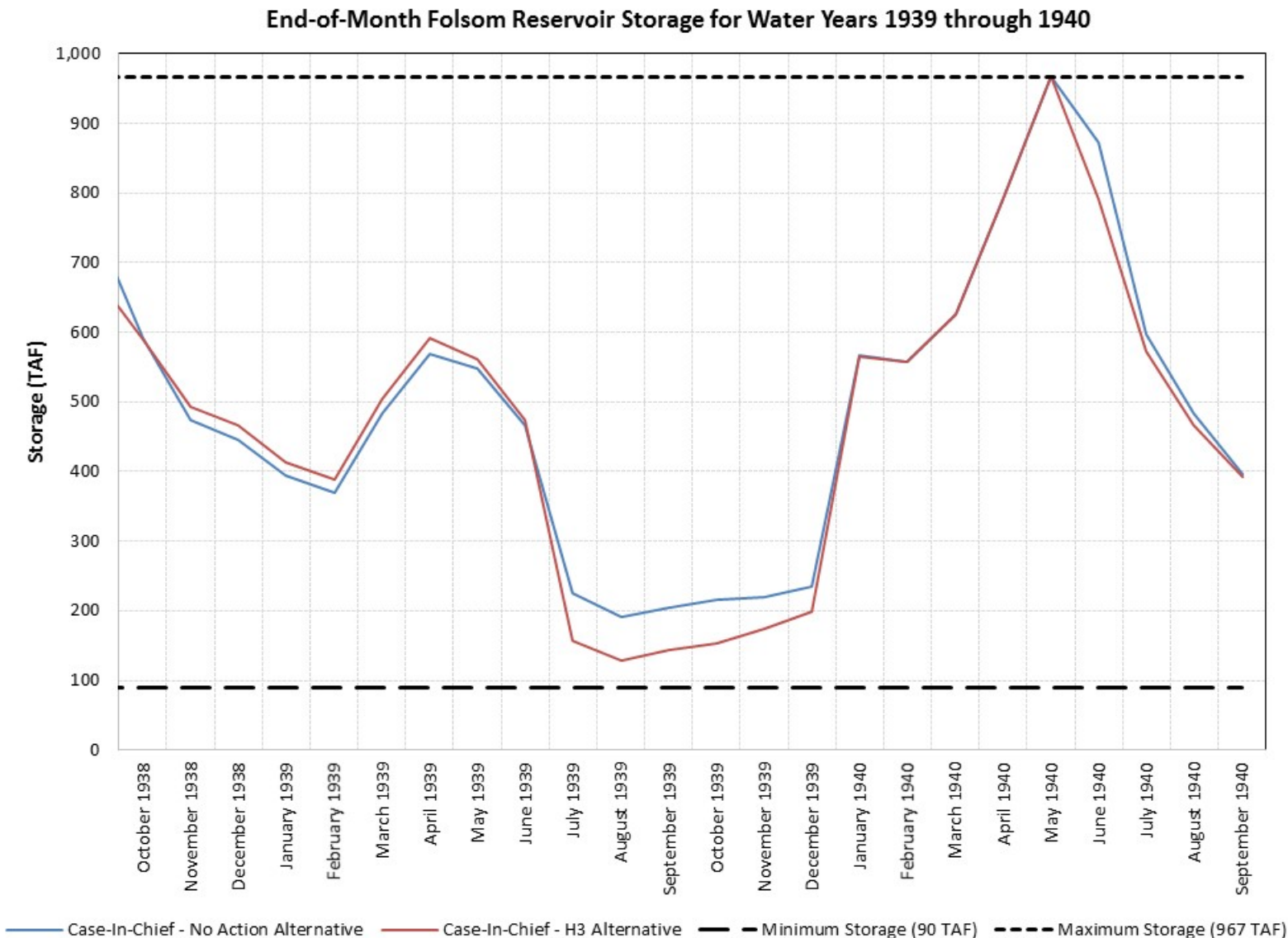


Case-in-Chief – No Action v. Case-in-Chief – H3 Alternative

End-of-Month Folsom Reservoir Storage

1939-1940

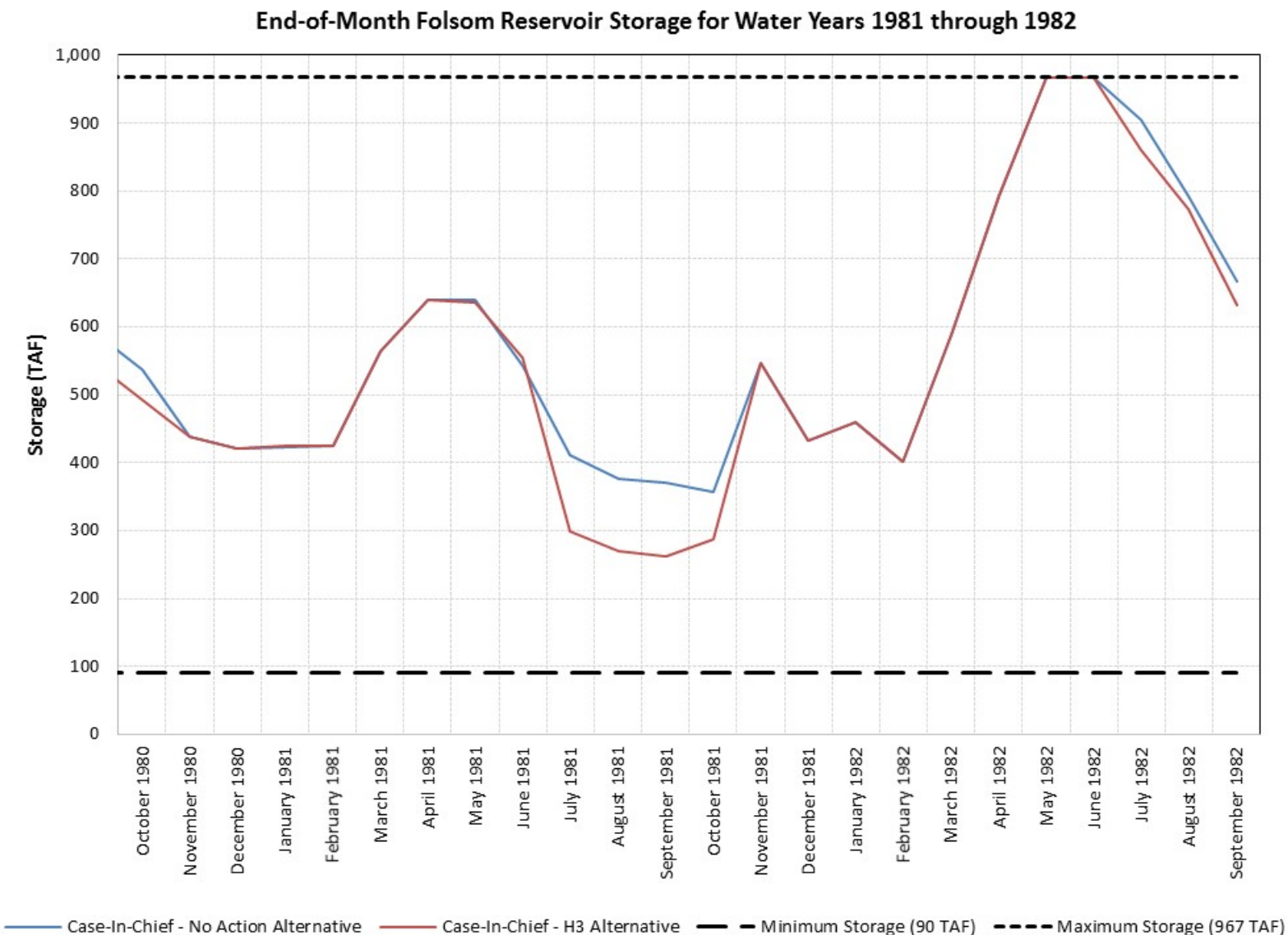
Water Year Type	Month	End-of-Month Folsom Storage		Difference (TAF)
		Case-In-Chief - No Action Alternative (TAF)	Case-In-Chief - H3 Alternative (TAF)	
Water Year 1939 - Below Normal Year	October 1938	592	590	-2
	November 1938	474	493	20
	December 1938	446	466	20
	January 1939	395	414	20
	February 1939	369	389	20
	March 1939	484	504	20
	April 1939	570	591	21
	May 1939	548	561	13
	June 1939	466	475	9
	July 1939	225	157	-68
	August 1939	191	128	-63
September 1939	205	143	-62	
Water Year 1940 - Above Normal Year	October 1939	215	154	-61
	November 1939	220	175	-45
	December 1939	235	199	-35
	January 1940	567	565	-2
	February 1940	557	557	0
	March 1940	626	626	0
	April 1940	792	792	0
	May 1940	967	967	0
	June 1940	873	791	-82
	July 1940	597	573	-24
	August 1940	484	467	-17
	September 1940	396	392	-4



Case-in-Chief – No Action v. Case-in-Chief – H3 Alternative

End-of-Month Folsom Reservoir Storage 1981-1982

Water Year Type	Month	End-of-Month Folsom Storage		Difference (TAF)
		Case-In-Chief - No Action Alternative (TAF)	Case-In-Chief - H3 Alternative (TAF)	
Water Year 1981 - Dry Year	October 1980	538	492	-46
	November 1980	437	439	2
	December 1980	420	421	1
	January 1981	423	424	1
	February 1981	425	425	0
	March 1981	563	564	0
	April 1981	641	640	-1
	May 1981	640	635	-5
	June 1981	542	555	13
	July 1981	411	299	-112
	August 1981	377	269	-107
September 1981	370	263	-107	
Water Year 1982 - Wet Year	October 1981	358	287	-71
	November 1981	546	546	0
	December 1981	433	433	0
	January 1982	459	459	0
	February 1982	402	402	0
	March 1982	590	590	0
	April 1982	792	792	0
	May 1982	967	967	0
	June 1982	967	967	0
	July 1982	905	860	-45
	August 1982	792	772	-20
	September 1982	667	631	-36



Case-in-Chief – No Action v. Case-in-Chief – H3 Alternative

End-of-Month Folsom Reservoir Storage

2001-2002

Water Year Type	Month	End-of-Month Folsom Storage		Difference (TAF)
		Case-In-Chief - No Action Alternative (TAF)	Case-In-Chief - H3 Alternative (TAF)	
Water Year 2001 - Dry Year	October 2000	413	365	-48
	November 2000	395	369	-27
	December 2000	403	378	-25
	January 2001	379	356	-23
	February 2001	402	380	-22
	March 2001	518	495	-22
	April 2001	602	579	-23
	May 2001	600	578	-22
	June 2001	506	411	-95
	July 2001	420	352	-67
	August 2001	370	303	-67
September 2001	375	307	-68	
Water Year 2002 - Dry Year	October 2001	358	293	-66
	November 2001	412	344	-68
	December 2001	567	542	-25
	January 2002	567	567	0
	February 2002	563	563	0
	March 2002	655	655	0
	April 2002	792	792	0
	May 2002	865	864	-2
	June 2002	755	695	-60
	July 2002	587	517	-70
	August 2002	520	468	-52
	September 2002	481	430	-51

