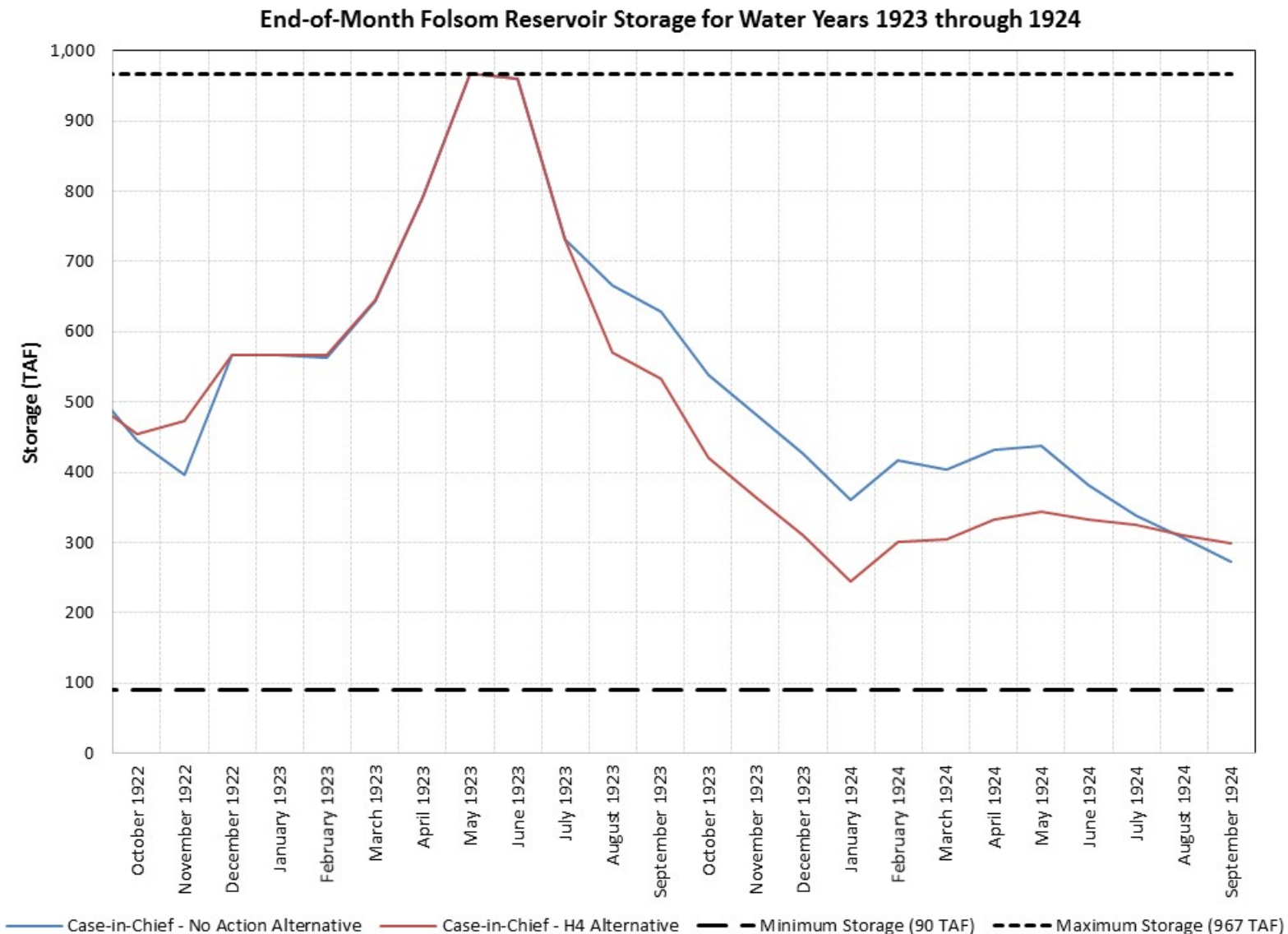


Case-in-Chief – No Action v. Case-in-Chief – H4 Alternative End-of-Month Folsom Reservoir Storage 1923-1924

Water Year Type	Month	End-of-Month Folsom Storage		Difference (TAF)
		Case-in-Chief - No Action Alternative (TAF)	Case-in-Chief - H4 Alternative (TAF)	
Water Year 1923 - Below Normal Year	October 1922	445	455	11
	November 1922	396	474	77
	December 1922	567	567	0
	January 1923	567	567	0
	February 1923	564	567	3
	March 1923	643	646	3
	April 1923	792	792	0
	May 1923	967	967	0
	June 1923	960	960	0
	July 1923	733	733	0
	August 1923	667	571	-95
	September 1923	629	534	-95
Water Year 1924 - Critical Year	October 1923	538	420	-118
	November 1923	482	364	-118
	December 1923	426	311	-115
	January 1924	361	245	-115
	February 1924	418	300	-117
	March 1924	405	305	-100
	April 1924	432	333	-99
	May 1924	438	345	-93
	June 1924	381	333	-47
	July 1924	339	324	-15
	August 1924	306	310	4
	September 1924	273	300	27

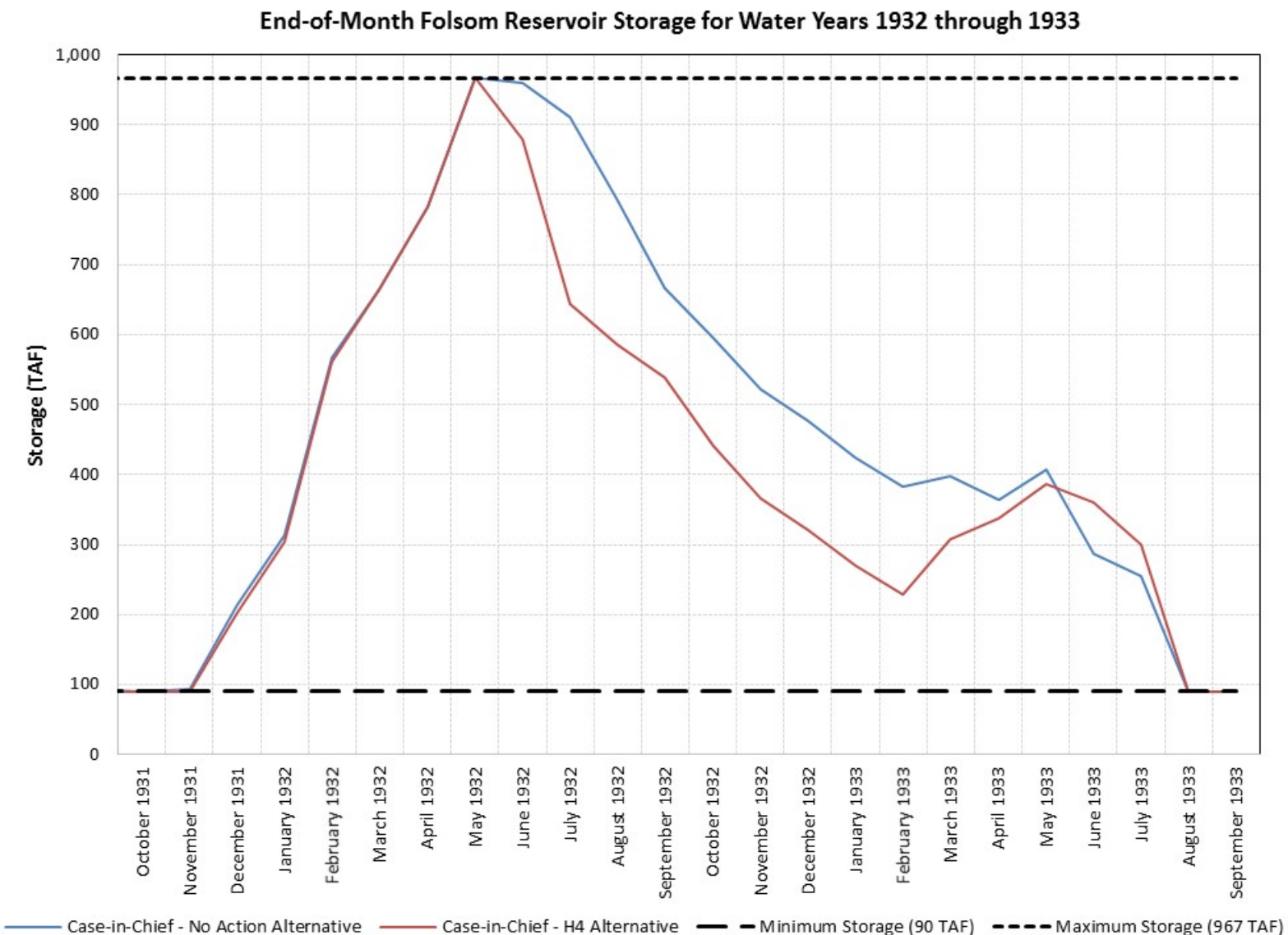


Case-in-Chief – No Action v. Case-in-Chief – H4 Alternative

End-of-Month Folsom Reservoir Storage

1932-1933

Water Year Type	Month	End-of-Month Folsom Storage		Difference (TAF)
		Case-in-Chief - No Action Alternative (TAF)	Case-in-Chief - H4 Alternative (TAF)	
Water Year 1932 - Critical Year	October 1931	90	90	0
	November 1931	94	90	-4
	December 1931	213	202	-11
	January 1932	314	303	-11
	February 1932	567	561	-6
	March 1932	664	664	0
	April 1932	784	784	0
	May 1932	967	967	0
	June 1932	961	878	-82
	July 1932	910	645	-265
	August 1932	792	585	-207
September 1932	666	538	-128	
Water Year 1933 - Critical Year	October 1932	595	442	-154
	November 1932	522	365	-157
	December 1932	477	321	-156
	January 1933	423	269	-154
	February 1933	382	229	-154
	March 1933	399	308	-91
	April 1933	363	338	-26
	May 1933	408	387	-21
	June 1933	288	361	73
	July 1933	255	299	45
	August 1933	90	90	0
	September 1933	90	90	0

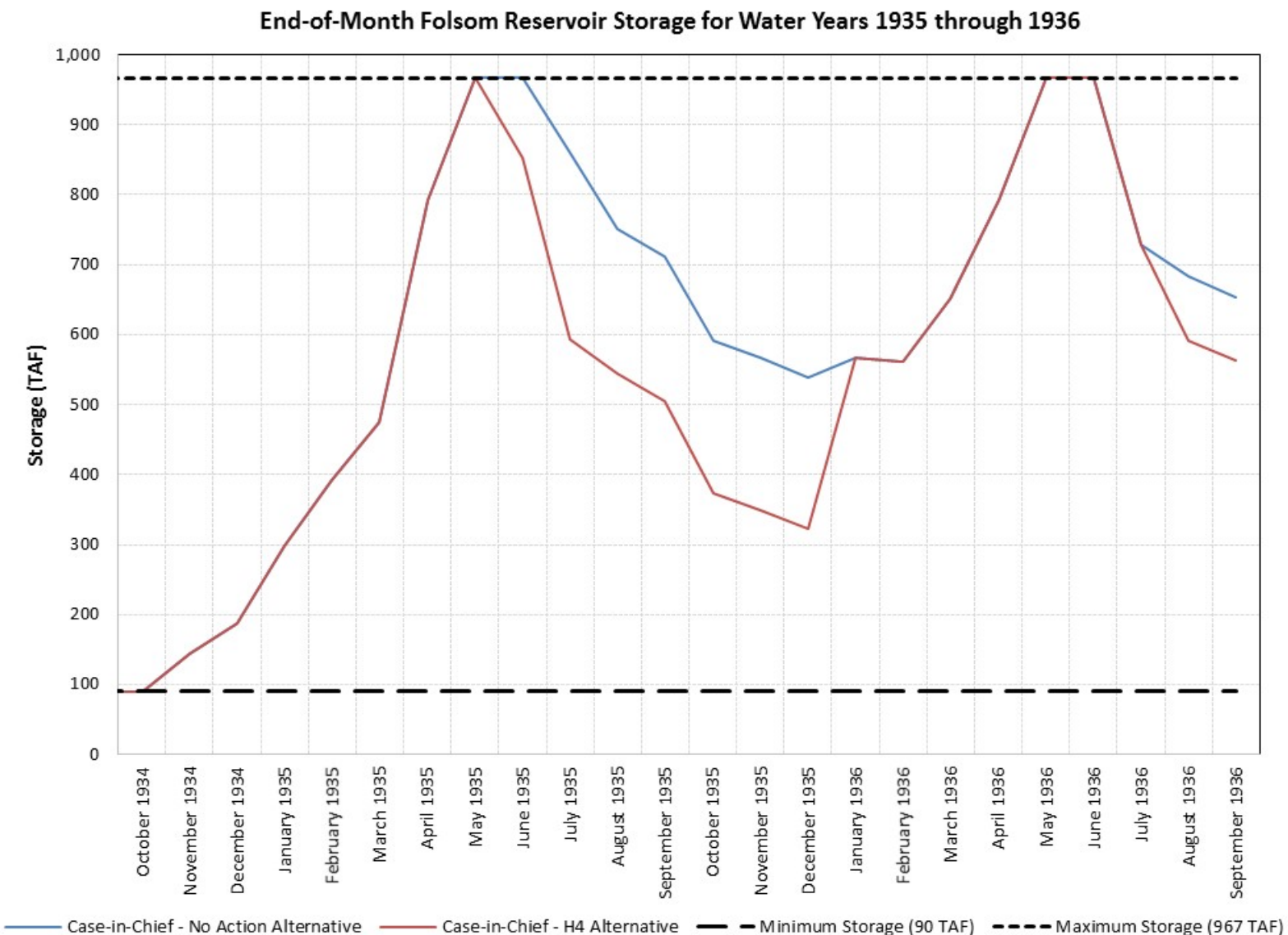


Case-in-Chief – No Action v. Case-in-Chief – H4 Alternative

End-of-Month Folsom Reservoir Storage

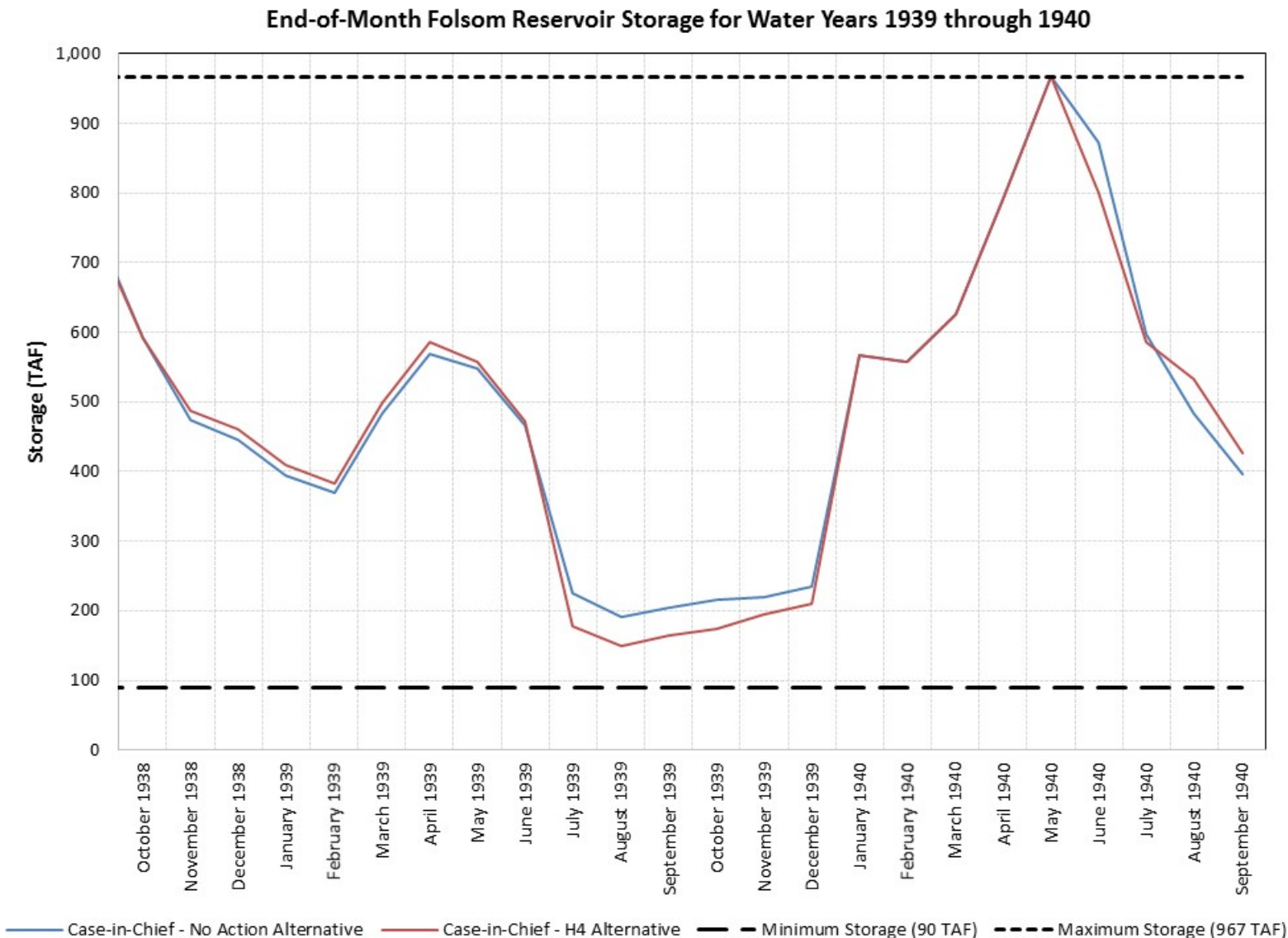
1935-1936

Water Year Type	Month	End-of-Month Folsom Storage		Difference (TAF)
		Case-in-Chief - No Action Alternative (TAF)	Case-in-Chief - H4 Alternative (TAF)	
Water Year 1935 - Dry Year	October 1934	90	90	0
	November 1934	144	144	0
	December 1934	188	188	0
	January 1935	297	298	0
	February 1935	392	392	0
	March 1935	474	474	0
	April 1935	792	792	0
	May 1935	967	967	0
	June 1935	967	853	-114
	July 1935	860	594	-267
	August 1935	751	544	-207
September 1935	711	504	-207	
Water Year 1936 - Below Normal Year	October 1935	592	373	-219
	November 1935	567	349	-218
	December 1935	540	322	-218
	January 1936	567	567	0
	February 1936	562	562	0
	March 1936	651	651	0
	April 1936	792	792	0
	May 1936	967	967	0
	June 1936	967	967	0
	July 1936	728	728	0
	August 1936	683	592	-91
	September 1936	653	562	-91



Case-in-Chief – No Action v. Case-in-Chief – H4 Alternative End-of-Month Folsom Reservoir Storage 1939-1940

Water Year Type	Month	End-of-Month Folsom Storage		Difference (TAF)
		Case-in-Chief - No Action Alternative (TAF)	Case-in-Chief - H4 Alternative (TAF)	
Water Year 1939 - Below Normal Year	October 1938	592	592	0
	November 1938	474	488	14
	December 1938	446	460	14
	January 1939	395	409	14
	February 1939	369	383	14
	March 1939	484	498	14
	April 1939	570	587	17
	May 1939	548	557	9
	June 1939	466	471	5
	July 1939	225	178	-46
	August 1939	191	150	-42
September 1939	205	164	-41	
Water Year 1940 - Above Normal Year	October 1939	215	175	-41
	November 1939	220	196	-25
	December 1939	235	210	-25
	January 1940	567	567	0
	February 1940	557	557	0
	March 1940	626	626	0
	April 1940	792	792	0
	May 1940	967	967	0
	June 1940	873	800	-73
	July 1940	597	586	-11
	August 1940	484	533	49
September 1940	396	427	31	



Case-in-Chief – No Action v. Case-in-Chief – H4 Alternative

End-of-Month Folsom Reservoir Storage

1981-1982

Water Year Type	Month	End-of-Month Folsom Storage		Difference (TAF)
		Case-in-Chief - No Action Alternative (TAF)	Case-in-Chief - H4 Alternative (TAF)	
Water Year 1981 - Dry Year	October 1980	538	494	-44
	November 1980	437	441	4
	December 1980	420	424	4
	January 1981	423	426	3
	February 1981	425	428	3
	March 1981	563	566	3
	April 1981	641	642	2
	May 1981	640	641	1
	June 1981	542	355	-187
	July 1981	411	235	-176
	August 1981	377	233	-144
September 1981	370	247	-123	
Water Year 1982 - Wet Year	October 1981	358	271	-86
	November 1981	546	546	0
	December 1981	433	433	0
	January 1982	459	459	0
	February 1982	402	402	0
	March 1982	590	590	0
	April 1982	792	792	0
	May 1982	967	967	0
	June 1982	967	967	0
	July 1982	905	859	-45
	August 1982	792	728	-64
	September 1982	667	632	-36

