

Clipboard: Paste, Cut, Copy, Format Painter

Font: Arial, 9.3, Bold, Italic, Underline, Text Color, Background Color

Alignment: Wrap Text, Merge & Center

Number: General, Currency, Percentage, Decimals

Styles: Conditional Formatting, Format as Table, Cell Styles

Cells: Insert, Delete, Format

Editing: AutoSum, Fill, Clear, Sort & Find & Filter, Select

SECURITY WARNING Some active content has been disabled. Click for more details. [Enable Content](#)

Chart 12: X, Y, fx

Dashboard

Select Parameter:

- Upstream Flows - FeatherBelowThermolito
- Upstream Flows - FeatherLowFlow
- Upstream Flows - FeatherMouth
- Upstream Flows - FeatherYubaConfluence
- Upstream Flows - H-Street
- Upstream Flows - Mokelumne Flow
- Upstream Flows - Release-American Nimbus
- Upstream Flows - Release-ClearCreek
- Upstream Flows - Release-Sacramento Keswick**
- Upstream Flows - Release-Stanislaus (Goodwin)
- Upstream Flows - Release-Trinity

Select Statistic:

- Averages
- Minimums
- Maximums
- Driest Periods (29-34,76-77,87-**
- Wet Years
- Above Normal Years
- Below Normal Years
- Dry Years
- Critical Years

Select Seasonal Period:

- September
- January-December
- March-February
- October-September
- October-January
- December-February
- March-June**
- June-September
- September-November

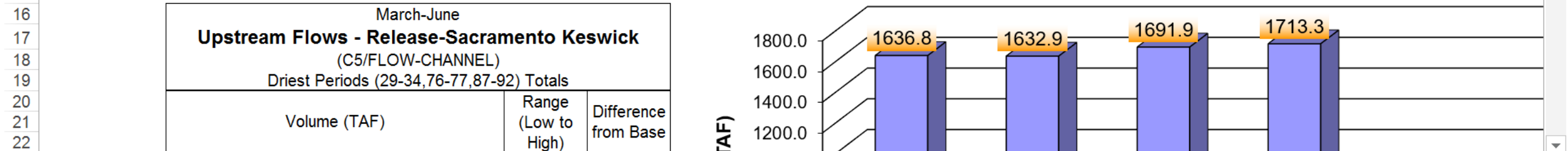
Do you want to convert CFS values to TAF/Mon?

Convert (CFS->TAF/Mon)?

Chart Area

Upstream Flows - Release-Sacramento Keswick / seasonal statistics (plate 79-5-20-2a):

March-June Upstream Flows - Release-Sacramento Keswick Driest Periods (Totals)



Clipboard: Paste, Cut, Copy, Format Painter

Font: Arial, 10, Bold, Italic, Underline, Text Color, Background Color

Alignment: Wrap Text, Merge & Center

Number: General, Currency, Percentage, Decimals

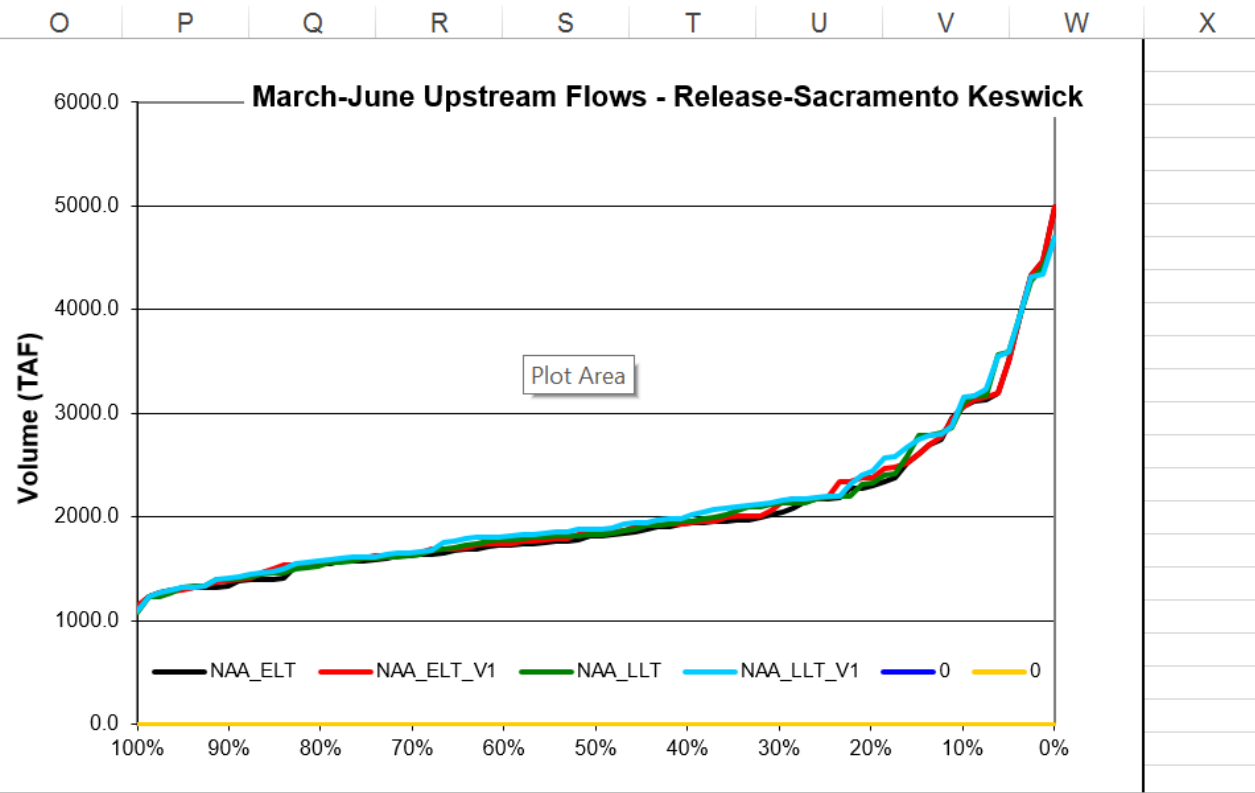
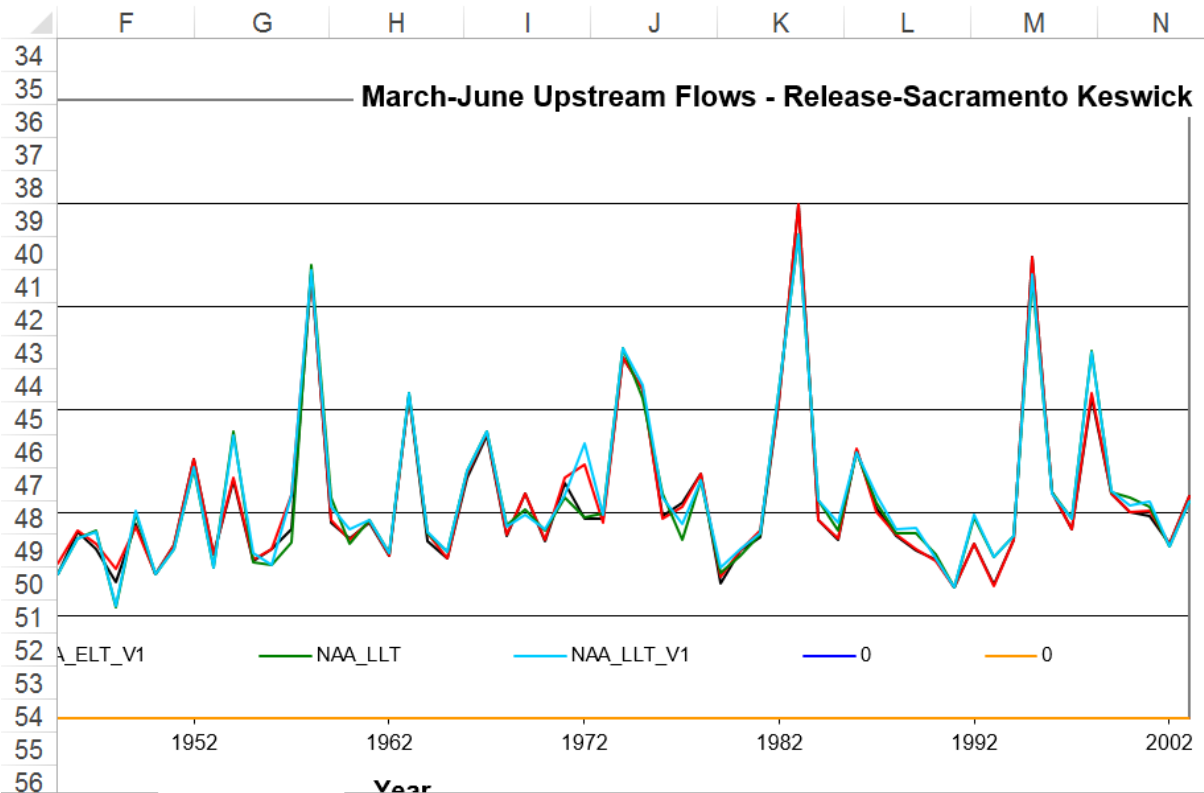
Styles: Conditional Formatting, Format as Table, Cell Styles

Cells: Insert, Delete, Format

Editing: AutoSum, Fill, Clear, Sort & Find & Filter, Select

SECURITY WARNING Some active content has been disabled. Click for more details. Enable Content

A12



FILE HOME INSERT PAGE LAYOUT FORMULAS DATA REVIEW VIEW

Cut Copy Paste Format Painter

Arial 10 Bold Italic Underline

Wrap Text Merge & Center

General Number

Conditional Formatting Format as Table Cell Styles

Insert Delete Format

SECURITY WARNING Some active content has been disabled. Click for more details. [Enable Content](#)

A12

A B C D E F G H I J K L M N O

Upstream Flows - Release-Sacramento Keswick / monthly statistics (plate 79-5-20-2b):

