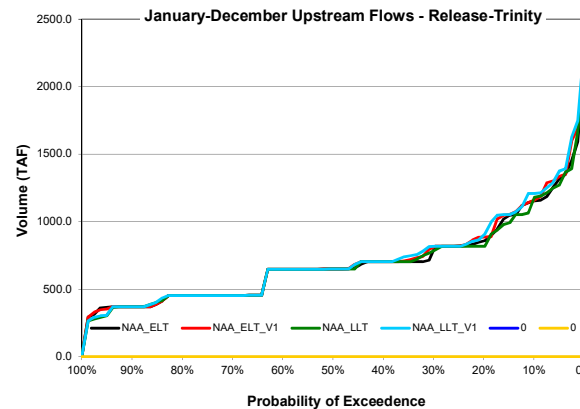
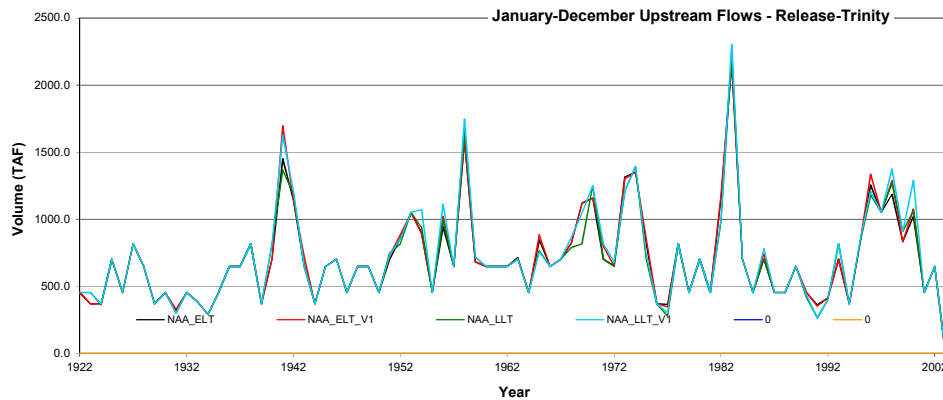
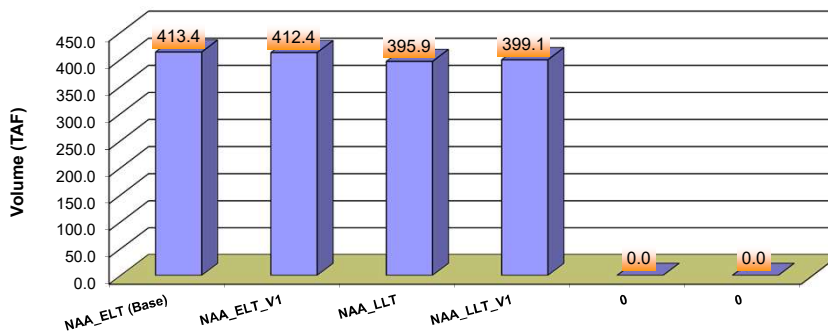


Upstream Flows - Release-Trinity / seasonal statistics (plate 81-5-14-2a):

January-December Upstream Flows - Release-Trinity (C100/FLOW-CHANNEL) Driest Periods (29-34,76-77,87-92) Totals			
Volume (TAF)		Range (Low to High)	Difference from Base
NAA_ELT (Base)	413.4		
NAA_ELT_V1	412.4	-1.1	-1.1
NAA_LL_T	395.9	-16.5	-17.5
NAA_LL_T_V1	399.1	-3.2	-14.3
0	#REF!	#REF!	#REF!
0	#REF!	#REF!	#REF!

January-December Upstream Flows - Release-Trinity Driest Periods (29-34,76-77,87-92) Totals



Upstream Flows - Release-Trinity / monthly statistics (plate 81-5-14-2b):

