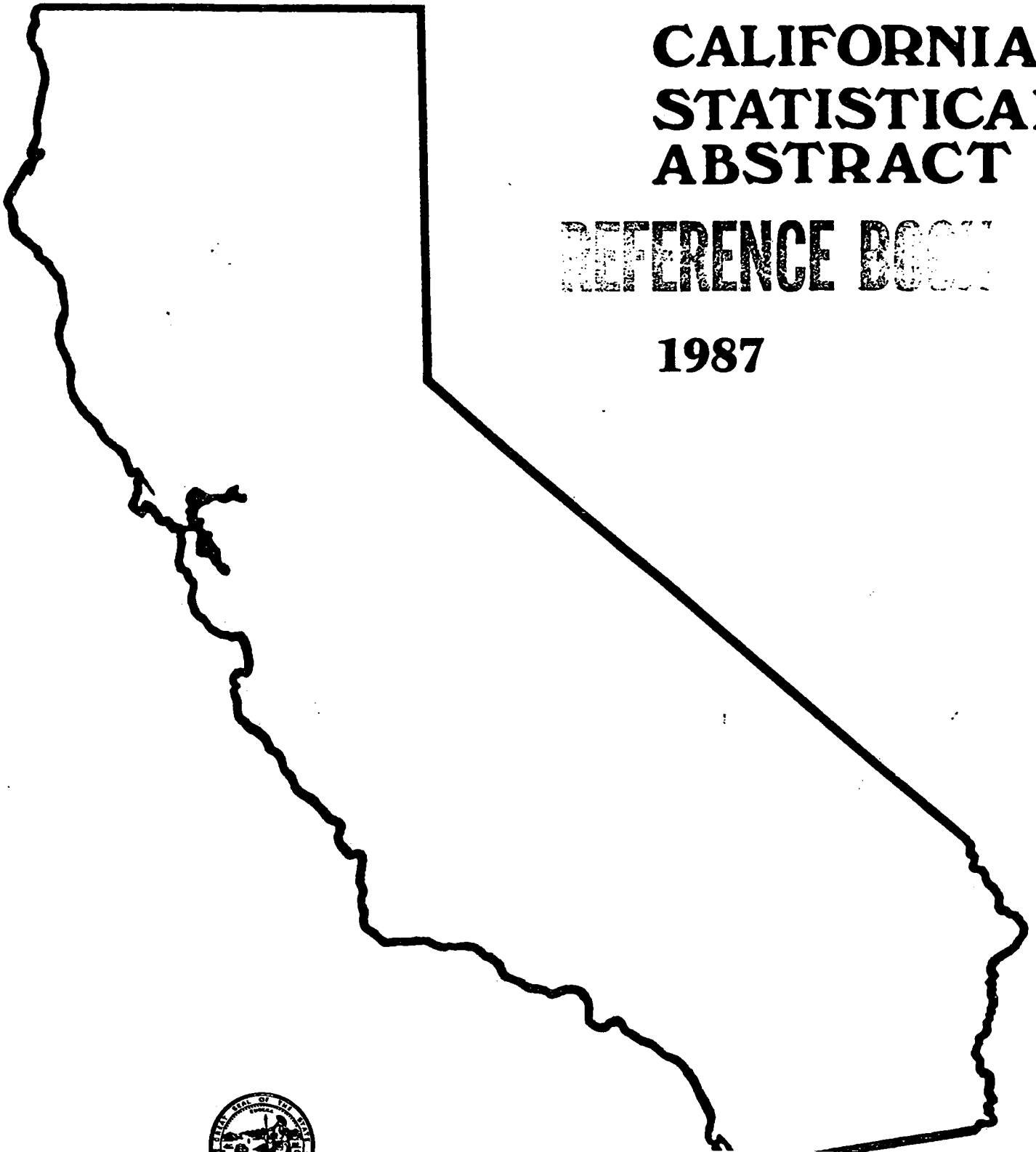


CALIFORNIA ENERGY COMMISSION  
LIBRARY COPY

**CALIFORNIA  
STATISTICAL  
ABSTRACT**

**REFERENCE BOOK**

**1987**



DEPARTMENT OF FINANCE

290

TABLE G-28

POUNDAGE AND VALUE OF LANDINGS AND SHIPMENTS OF COMMERCIAL FISH INTO CALIFORNIA BY AREA, 1950

SPECIES	EUREKA	SAN FRANCISCO	MONTEREY	SANTA BARBARA	LOS ANGELES	SAN DIEGO	TOTAL
Landings:*							
Unknown:	--	428	20	22	108	--	578
0.....	--	\$1,009	\$43	\$8	\$108	--	\$1,168
Fishes:							
Anchovy, Northern	--	865,641	1,781,819	382,523	383,796	--	3,413,779
	--	\$91,838	\$99,874	\$45,776	\$36,974	--	\$274,462
Barracuda, California	130	--	--	1,929	50,229	4,024	56,312
	\$98	--	--	\$1,731	\$47,767	\$3,498	\$53,094
Bass, Giant Sea	--	--	41	6,060	4,039	2,824	12,964
	--	--	\$56	\$6,339	\$4,173	\$3,677	\$14,245
Bonito, Pacific	--	700	556	12,830	509,905	8,785	532,776
	--	\$385	\$460	\$4,629	\$73,101	\$4,556	\$83,131
Butterfish, Pacific	--	29,510	7,671	4,130	3,154	104	44,569
	--	\$7,602	\$7,464	\$3,635	\$2,836	\$31	\$21,568
Cabazon	761	12,159	1,720	1,126	213	21	16,000
	\$304	\$3,258	\$525	\$304	\$106	\$13	\$4,510
Corbina, California	--	--	--	4	2,000	--	2,004
	--	--	--	\$3	\$1,500	--	\$1,503
Croaker, White	817	494,513	265,834	229,150	250,146	984	1,238,444
	\$204	\$170,248	\$87,207	\$112,616	\$109,319	\$920	\$480,514
Dolphinfish	--	--	--	--	--	3,453	3,453
	--	--	--	--	--	\$756	\$756
Eel	--	7	40	--	29	--	76
	--	\$7	\$26	--	\$29	--	\$62
Eulachon	--	--	--	--	--	125	125
	--	--	--	--	--	\$38	\$38
Fish, Unspecified	8,887	9,467	46,788	6,410	10,623	368	82,543
	\$2,469	\$5,668	\$18,630	\$3,135	\$7,318	\$218	\$37,438
Flounder, Arrowtooth	40,927	410	--	115	--	--	41,452
	\$4,324	\$121	--	\$21	--	--	\$4,466
Flounder, Starry	67,833	161,738	40,015	6,524	--	--	276,110
	\$25,405	\$60,703	\$15,105	\$2,757	--	--	\$103,970
Flounder, Unspecified	14	39,771	58,940	24,068	1,739	26	124,558
	\$5	\$15,143	\$26,544	\$10,602	\$934	\$30	\$53,258

Flying fish	--	--	--	--	62,132	--	62,132
	--	--	--	--	\$30,394	--	\$30,394
Garibaldi	--	--	--	--	161	--	161
	--	--	--	--	\$3,341	--	\$3,341
Goby, Bluebanded	--	--	--	--	845	--	845
	--	--	--	--	\$15,487	--	\$15,487
Greenling, Kelp	--	74	--	--	12	--	86
	--	\$27	--	--	\$9	--	\$36
Grenadiers	135,990	208	--	153	--	--	136,351
	\$13,915	\$27	--	\$16	--	--	\$13,958
Grouper	--	--	17	85	9	--	111
	--	--	--	\$38	\$11	--	\$49
Grunion, California	--	--	--	--	15	--	15
	--	--	--	--	\$3	--	\$3
Guitarfish, Shovelnose	--	--	71	9,994	2,924	631	13,620
	--	--	\$21	\$3,710	\$1,947	\$299	\$5,977
Hake, Pacific	6,564,861	6,948	547	356	1,696	437	6,574,845
	\$381,172	\$1,008	\$110	\$64	\$838	\$139	\$383,331
Halfmoon	--	--	--	--	1,598	737	2,335
	--	--	--	--	\$1,225	\$538	\$1,763
Halibut, California	35,555	202,503	68,916	603,035	221,822	89,241	1,221,072
	\$60,498	\$376,453	\$136,968	\$1,210,804	\$464,610	\$179,730	\$2,429,063
Herring, Pacific	190,500	16,382,068	310,357	173	--	--	16,883,098
	\$120,015	\$5,300,393	\$26,053	\$61	--	--	\$5,446,522
Jacksmelt	--	178	1,133	--	1,150	--	2,461
	--	\$71	\$371	--	\$551	--	\$993
Lingcod	591,625	393,634	105,603	41,922	9,159	3,326	1,145,269
	\$205,047	\$137,213	\$38,398	\$17,890	\$5,949	\$2,060	\$406,557
Lizardfish, California	--	--	--	--	889	--	889
	--	--	--	--	\$428	--	\$428
Louvar	--	707	1,138	6,005	2,102	2,957	12,909
	--	\$379	\$955	\$6,886	\$2,103	\$4,681	\$15,004
Mackerel, Unspecified	100	26,689	4,802,639	11,695,414	100,029,485	21,144	116,575,471
	\$20	\$5,445	\$298,163	\$836,002	\$7,443,548	\$6,228	\$8,589,406
Mola, Common	--	--	--	--	--	63	63
	--	--	--	--	--	\$80	\$80
Mudsucker, Longjaw	--	4	--	--	--	--	4
	--	\$2	--	--	\$1,050	--	\$1,052

TABLE G-28 (Continued)

POUNDA GE AND VALUE OF LANDINGS AND SHIPMENTS OF COMMERCIAL FISH INTO CALIFORNIA BY AREA, 1986

136

SPECIES	EUREKA	SAN FRANCISCO	MONTEREY	SANTA BARBARA	LOS ANGELES	SAN DIEGO	TOTAL
Mullet, Striped	--	--	--	--	2,000	25,187	27,187
	--	--	--	--	300	\$17,337	\$17,637
Opah	95	7,639	11,196	29,060	67,009	103,770	218,769
	--	\$2,716	\$3,242	\$9,138	\$16,091	\$39,922	\$71,109
Opaleye	--	--	--	230	2,508	845	3,583
	--	--	--	\$108	\$1,863	\$452	\$2,423
Queenfish	--	--	65	27	1,495	--	1,587
	--	--	\$26	\$8	\$73	--	\$107
Ray, Unspecified	--	--	--	523	617	--	1,140
	--	--	--	\$314	\$7,384	--	\$7,698
Rockfish, China	--	63	4,917	241	--	--	5,221
	--	\$63	\$3,438	\$305	--	--	\$3,806
Rockfish, Pacific Ocean Perch	4,149	--	22	162	23	--	4,356
	\$1,141	--	\$24	\$65	\$18	--	\$1,248
Rockfish, Bank	--	255,569	--	3,761	--	--	259,330
	--	\$71,233	--	\$1,504	--	--	\$72,737
Rockfish, Black	17,963	25,319	158	--	4,812	--	48,252
	\$12,019	\$5,056	\$21	--	\$2,410	--	\$19,506
Rockfish, Black-and-Yellow	68	--	--	--	--	--	68
	\$27	--	--	--	--	--	\$27
Rockfish, Blackgill	--	635	--	43,637	193,243	47,118	284,633
	--	\$127	--	\$23,561	\$82,306	\$27,755	\$133,749
Rockfish, Blue	--	28,855	4,014	288	--	2,050	35,207
	--	\$6,335	\$1,573	\$59	--	\$923	\$8,890
Rockfish, Bocaccio	--	--	2,606	454	--	--	3,060
	--	--	\$1,643	\$159	--	--	\$1,802
Rockfish, Brown	10,826	--	84,652	397	224	170	96,269
	\$2,977	--	\$32,907	\$330	\$67	\$170	\$36,451
Rockfish, Canary	2,749	9	--	--	--	--	2,758
	\$840	\$6	--	--	--	--	\$846
Rockfish, Chilipepper	--	7,084	10,912	1,590	--	--	19,586
	--	\$3,443	\$3,482	\$682	--	--	\$7,607
Rockfish, Copper	152	548	3	--	--	--	703
	\$61	\$329	\$4	--	--	--	\$394

Rockfish, Cowcod	--	1,860	1,637	16,846	15,553	79,850	115,746
	--	\$18	\$784	\$14,483	\$13,904	\$66,906	\$96,095
Rockfish, Gopher	--	--	--	249	--	--	249
	--	--	--	\$231	--	--	\$231
Rockfish, Grass	--	--	7	34	--	--	41
	--	--	\$5	\$14	--	--	\$19
Rockfish, Group Bocaccio/Chi	9,821	1,782,939	2,375,561	1,532,817	848,434	183,054	6,732,626
	\$2,800	\$566,840	\$750,307	\$619,853	\$363,370	\$88,115	\$2,391,285
Rockfish, Group Bolina	16	66,684	8,548	17,527	1,474	--	94,249
	\$11	\$53,337	\$6,235	\$7,732	\$1,937	--	\$69,252
Rockfish, Group Deepwater Re	--	--	681	--	--	--	681
	--	--	\$272	--	--	--	\$272
Rockfish, Group Gopher	--	15,233	30,028	27,071	--	--	72,332
	--	\$5,265	\$40,560	\$25,883	--	--	\$71,708
Rockfish, Group Red	680,440	406,454	171,772	392,536	362,015	73,215	2,036,432
	\$215,874	\$214,814	\$88,675	\$403,930	\$344,456	\$50,577	\$1,318,326
Rockfish, Group Rosefish	290,755	351,167	464,677	247,051	450	4,384	1,358,484
	\$75,146	\$89,326	\$107,813	\$61,144	\$158	\$1,700	\$335,287
Rockfish, Group Small	329,818	111,274	39,063	60,202	9,444	10,326	560,127
	\$87,569	\$29,754	\$8,837	\$61,315	\$7,922	\$4,257	\$199,654
Rockfish, Olive	--	--	775	--	--	--	775
	--	--	\$321	--	--	--	\$321
Rockfish, Rosy	--	--	100	--	--	1,504	1,604
	--	--	\$20	--	--	\$903	\$923
Rockfish, Shortbelly	35,593	--	--	--	--	--	35,593
	--	--	--	--	--	--	--
Rockfish, Starry	--	35	--	--	--	--	35
	--	\$53	--	--	--	--	\$53
Rockfish, Treefish	--	--	--	--	--	--	--
	--	--	--	--	--	--	--
Rockfish, Unspecified	2,944,291	3,846,821	2,542,900	2,564,870	216,266	1,646,224	13,761,372
	\$888,894	\$1,294,143	\$802,037	\$1,080,090	184,442	\$847,885	\$5,097,491
Rockfish, Vermilion	--	25	--	--	--	41	66
	--	\$13	--	--	--	\$31	\$44
Rockfish, Whitebelly	--	--	--	742	--	--	742
	--	--	--	\$408	--	--	\$408
Rockfish, Widow	3,695,428	1,318,457	246,019	650	2,600	1,627	5,264,781
	\$1,022,618	\$372,921	\$78,557	\$228	\$1,820	\$602	\$1,476,746

TABLE G-28 (Continued)

## POUNDA GE AND VALUE OF LANDINGS AND SHIPMENTS OF COMMERCIAL FISH INTO CALIFORNIA BY AREA, 1986

138

SPECIES	EUREKA	SAN FRANCISCO	MONTEREY	SANTA BARBARA	LOS ANGELES	SAN DIEGO	TOTAL
Rockfish, Yelloweye	146 \$75	11,366 \$8,711	-- --	46 \$46	-- --	-- --	11,558 \$8,832
Rockfish, Yellowtail	368 \$94	259,759 \$94,548	4,262 \$1,670	961 \$398	37 \$22	-- --	265,387 \$96,732
Sablefish	7,689,936 \$2,505,133	3,367,544 \$1,379,820	1,271,759 \$318,042	637,312 \$189,332	613,749 \$299,640	4,561 \$2,716	13,584,861 \$4,694,683
Salmon	112 \$136	29,184 \$66,798	11,503 \$25,118	38,580 \$96,982	54 \$201	-- --	79,433 \$189,235
Salmon, Chinook	2,755,883 \$5,036,996	2,722,291 \$5,505,825	1,049,765 \$2,282,412	791,927 \$1,868,566	194 532	-- --	7,320,060 \$14,694,331
Salmon, Coho	163,572 \$190,626	30,351 \$36,181	7,426 \$10,521	640 \$895	-- --	-- --	201,989 \$238,223
Salmon, Pink	5 --	-- --	-- --	-- --	-- --	-- --	5 --
Sanddab	323,306 \$119,637	554,625 \$204,532	80,616 \$27,409	4,349 \$1,611	1,128 \$1,265	16,968 \$17,782	980,992 \$372,236
Sardine, Pacific	-- --	1 --	186,179 \$18,155	38,510 \$3,005	631,754 \$60,443	-- --	856,444 \$31,603
Sargo	-- --	-- --	-- --	-- --	90 \$67	-- --	307 \$67
Scorpionfish, Spotted	-- --	204 \$360	-- --	491 \$582	12,109 \$12,524	2,412 \$1,936	15,216 \$15,402
Sculpin, Staghorn	-- --	1 \$10	5 \$1	-- --	-- --	-- --	6 \$11
Seabass, White	-- --	249 472	1,628 \$2,925	69,473 \$138,072	27,035 \$56,511	8,286 \$16,510	106,671 \$214,490
Shark, Pacific Angel	-- --	2,354 \$1,082	3,004 \$1,178	1,188,061 \$585,544	33,317 \$14,389	14,801 \$7,160	1,241,537 \$609,353
Shark, Bigeye Thresher	-- --	-- --	1,895 \$1,694	8,017 \$9,385	20,050 \$26,088	32,780 \$30,471	62,742 \$67,638
Shark, Blue	-- --	377 \$85	41 \$16	67 \$84	2,170 \$543	661 \$462	3,316 \$1,190
Shark, Bonito	41 --	4,900 \$4,265	4,643 \$4,077	38,067 \$34,032	182,474 \$158,136	243,559 \$227,839	473,684 \$428,349

Shark, Brown Smoothound	12 \$9	158 \$110	509 \$666	2,544 \$930	1,571 \$1,236	1,805 \$1,371	6,599 \$4,322
Shark, Common Thresher	4,716 \$5,207	24,127 \$35,292	52,756 \$72,635	190,300 \$270,683	190,687 \$280,522	142,405 \$200,753	604,991 \$865,092
Shark, Cow	297 \$193	160 \$61	7 \$2	-- --	-- --	-- --	464 \$256
Shark, Gray Smoothound	-- --	50 \$13	-- --	79 \$50	-- --	431 \$231	560 \$294
Shark, Horn	-- --	-- --	-- --	2 --	94 \$2,818	278 \$56	374 \$2,874
Shark, Leopard	881 \$1,472	25,188 \$10,619	7,812 \$4,220	16,997 \$11,363	16,519 \$16,922	7,135 \$6,592	74,532 \$51,188
Shark, Pelagic Thresher	-- --	-- --	-- --	-- --	-- --	237 \$194	237 \$194
Shark, Salmon	-- --	693 \$372	62 \$62	1,323 \$877	-- --	236 \$138	2,314 \$1,449
Shark, Sevengill	-- --	-- --	-- --	-- --	-- --	55 \$41	55 \$41
Shark, Smooth Hammerhead	-- --	-- --	-- --	655 \$1,086	741 \$394	3,284 \$1,724	4,680 \$3,204
Shark, Soupfin	13,527 \$14,842	18,545 \$16,879	12,179 \$5,958	60,690 \$38,849	43,038 \$40,311	64,585 \$60,343	212,564 \$177,182
Shark, Spiny Dogfish	-- --	356 \$601	-- --	1,219 \$246	7,895 \$435	89 \$65	9,559 \$1,347
Shark, Unspecified	1,356 \$1,147	90,781 \$41,637	20,612 \$11,148	37,629 \$19,468	13,778 \$14,361	4,609 \$4,674	168,765 \$92,435
Shark, White	-- --	1,722 \$2,002	70 \$35	578 \$573	150 \$105	131 \$128	2,651 \$2,843
Sheephead, California	-- --	-- --	-- --	17,128 \$6,970	10,001 \$9,530	2,123 \$1,413	29,252 \$17,943
Sierra	11 --	-- --	-- --	-- --	-- --	-- --	11 --
Silversides	1,147 \$115	635 \$350	85 \$47	69 \$30	505 \$138	-- --	2,441 \$680
Skate, Thornback	-- --	-- --	-- --	-- --	1 \$20	-- --	1 \$20
Skate, Unspecified	65,642 \$16,884	42,036 \$10,834	32,803 \$7,587	5,455 \$1,287	3,581 \$1,400	104 \$31	149,621 \$38,023

TABLE G-28 (Continued)

POUNDA GE AND VALUE OF LANDINGS AND SHIPMENTS OF COMMERCIAL FISH INTO CALIFORNIA BY AREA, 1986

140

SPECIES	EUREKA	SAN FRANCISCO	MONTEREY	SANTA BARBARA	LOS ANGELES	SAN DIEGO	TOTAL
Smelt, Night	13,679 \$8,428	206 \$145	-- --	-- --	-- --	-- --	13,885 \$8,573
Smelt, Surf	157,441 \$23,818	1,268 \$698	705 \$456	30 \$19	-- --	-- --	159,444 \$24,991
Smelt, True	23,893 \$2,686	6,066 \$2,608	1,745 \$776	-- --	-- --	-- --	31,704 \$6,070
Smelt, Whitebait	403,587 \$103,675	17,762 \$5,861	7,334 \$2,316	-- --	-- --	-- --	428,683 \$111,852
Sole, Dover	13,960,039 \$3,663,971	6,292,375 \$1,603,495	1,534,952 \$307,877	2,578,108 \$629,687	-- --	-- --	24,365,474 \$6,205,030
Sole, English	1,057,063 \$395,874	872,804 \$325,041	338,729 \$104,335	111,440 \$43,640	1,385 \$688	-- --	2,381,421 \$869,578
Sole, Butter	15,016 \$3,153	23,272 \$3,838	77 \$15	-- --	-- --	12 \$4	38,377 \$7,010
Sole, Fantail	15,720 \$4,807	18,155 \$9,497	-- --	20 \$12	-- --	-- --	33,895 \$14,316
Sole, Petrale	552,062 \$404,760	339,865 \$298,597	166,295 \$120,403	484,612 \$438,665	1,225 \$1,239	903 \$1,131	1,594,962 \$1,264,795
Sole, Rex	1,039,926 \$384,659	407,381 \$151,470	154,805 \$55,762	252,994 \$90,457	310 \$114	-- --	1,855,416 \$682,462
Sole, Rock	495 \$184	7,872 \$2,939	-- --	-- --	-- --	-- --	8,367 \$3,123
Sole, Sand	56,233 \$37,216	287,355 \$188,871	8,212 \$5,015	2,550 \$912	-- --	16 \$16	354,366 \$232,030
Sole, Unspecified	644 \$418	2,777 \$1,170	15,641 \$4,611	33,719 \$13,596	5,839 \$3,169	3,890 \$3,677	62,510 \$26,641
Stingray	-- --	-- --	-- --	-- --	37 \$20	-- --	37 \$20
Surf perch, Barred	-- --	-- --	-- --	14,249 \$14,885	-- --	132 \$73	14,381 \$14,958
Surf perch, Black	-- --	-- --	-- --	-- --	310 \$226	-- --	310 \$226
Surf perch, Pile	2 \$1	17 \$17	-- --	-- --	-- --	-- --	19 \$18



Surf perch, Rainbow	455 \$226	3 \$1	-- --	-- --	-- --	-- --	458 \$227
Surf perch, Redtail	27,051 \$21,401	128 \$156	-- --	61 \$74	-- --	-- --	27,240 \$21,631
Surf perch, Rubberlip	-- --	-- --	-- --	-- --	138 \$106	-- --	138 \$106
Surf perch, Shiner	-- --	-- --	-- --	3 \$2	-- --	-- --	3 \$2
Surf perch, Unspecified	6,839 \$5,405	38,084 \$28,093	2,949 \$1,424	7,931 \$8,410	10,854 \$10,050	11,883 \$7,542	81,520 \$60,924
Surf perch, Walleye	-- --	-- --	-- --	68 \$37	-- --	-- --	68 \$37
Surf perch, White	654 \$1,276	46 \$53	-- --	26 \$21	125 \$99	-- --	851 \$1,449
Swordfish	1,059 \$3,018	205,475 \$663,663	255,554 \$813,551	883,752 \$2,854,189	1,258,895 \$4,318,791	1,220,530 \$4,126,110	3,825,265 \$12,779,322
Thornyhead	4,885,358 \$1,377,170	614,126 \$171,868	307,163 \$71,290	686,428 \$187,930	1,485 \$413	-- --	6,494,560 \$1,303,674
Trawled Fish for Animal Food	105,664 --	-- --	-- --	-- --	-- --	-- --	105,664 --
Tuna, Albacore	1,496,626 \$812,624	531,528 \$326,021	1,097,735 \$572,196	928,560 \$478,614	2,928,837 \$1,608,759	191,324 \$112,370	7,224,610 \$3,910,584
Tuna, Bigeye	-- --	-- --	550 \$605	1,935 \$2,683	21,084 \$14,914	39,747 \$71,408	63,316 \$89,610
Tuna, Blackfin	-- --	-- --	-- --	48 --	19,300 \$24,125	-- --	19,348 \$24,125
Tuna, Bluefin	-- --	-- --	180 \$180	997 \$1,086	10,402,502 \$8,021,157	8,017 \$10,657	10,411,696 \$8,033,080
Tuna, Skipjack	9 \$5	-- --	774 \$176	-- --	2,726,509 \$550,080	273,048 \$51,094	3,000,340 \$601,355
Tuna, Unspecified	-- --	1,060 \$658	893 \$712	1,453 \$1,344	307,433 \$186,978	4,697 \$8,539	315,536 \$198,231
Tuna, Yellowfin	-- --	192 \$384	405 \$220	2,847 \$2,455	47,151,000 \$41,593,055	281,563 \$157,166	47,436,007 \$41,753,280
Turbot	14,989 \$4,584	2,621 \$615	235 \$76	2,032 \$740	-- --	-- --	19,877 \$6,015

TABLE G-28 (Continued)

POUNDA GE AND VALUE OF LANDINGS AND SHIPMENTS OF COMMERCIAL FISH INTO CALIFORNIA BY AREA, 1986

142

SPECIES	EUREKA	SAN FRANCISCO	MONTEREY	SANTA BARBARA	LOS ANGELES	SAN DIEGO	TOTAL
Wahoo	--	--	--	--	560 \$1,400	--	560 \$1,400
Whitefish, Ocean	--	--	--	548 \$225	615 \$230	1,494 \$1,149	2,657 \$1,604
Wolf-Eel	2,212 \$716	132 \$72	7 \$1	23 \$9	--	--	2,374 \$798
Yellowtail	309 \$124	21,816 \$7,106	267 \$129	12,353 \$10,641	21,358 \$12,621	16,265 \$15,960	72,368 \$46,581
Zebraperch	--	--	--	--	99 \$84	--	99 \$84
Crustaceans:							
Barnacle	--	--	--	--	1 \$60	--	1 \$60
Crab, Dungeness	6,540,023 \$8,693,485	1,208,624 \$2,322,079	1,843 \$1,558	15,260 \$15,609	6,583 \$6,012	33 \$35	7,772,366 \$11,038,778
Crab, Box	--	25 \$16	--	12 \$16	--	556 \$277	593 \$309
Crab, Claws	--	41 \$33	--	330 \$266	--	--	371 \$299
Crab, King	--	--	--	45 \$50	--	424 \$415	469 \$405
Crab, Rock	15,882 \$23,008	65,141 \$89,602	1,561 \$1,183	680,326 \$602,829	1,040,447 \$947,001	234,090 \$234,568	2,037,447 \$1,898,191
Crab, Sand	--	100 \$75	20	--	--	--	120 \$75
Crab, Spider	--	--	--	34,678 \$18,173	31,579 \$15,007	4,227 \$2,080	70,484 \$35,260
Crustacean, Unspecified	--	--	--	2 \$27	2 \$27	--	4 \$54
Lobster, California Spiny	--	--	97 \$333	122,682 \$546,372	164,656 \$756,499	201,365 \$923,601	488,800 \$2,226,805
Prawn, Ridgeback	--	--	--	543,254 \$470,953	122,983 \$116,544	2,509 \$2,705	668,746 \$590,202

		\$1,594	\$39,616	\$216,962	\$180,885	\$17,333	\$456,390
Shrimp, Pacific Ocean	5,899,387 \$3,147,892	5,085 \$4,097	194 \$101	870,951 \$472,518	806 \$518	--	6,776,423 \$3,625,126
Shrimp, Bay	--	14,529 \$38,951	205 \$764	1,500 \$4,105	--	--	16,234 \$43,820
Shrimp, Ghost	--	--	13 \$78	11 \$82	--	--	24 \$160
Shrimp, Red Rock	--	--	--	--	27 \$2,527	--	27 \$2,527
Shrimp, Unspecified	2,784 \$1,252	--	2,378 \$14,222	1,946 \$5,348	1,548 \$5,806	3,365 \$11,596	12,024 \$38,224
Echinoderms:							
Cucumber, Sea	--	--	--	75,050 \$15,221	2,867 \$1,336	50 \$11	77,967 \$16,568
Echinoderm, Unspecified	--	--	--	25 \$25	--	--	25 \$25
Sea Stars	--	7 \$10	--	15 \$27	5,209 \$1,229	--	5,231 \$1,266
Urchin, Lytechinus	--	--	--	--	981 \$2,878	--	981 \$2,878
Urchin, Purple Sea	--	--	--	--	1,430 \$3,610	--	1,430 \$3,610
Urchin, Sea	7,503,173 \$1,795,586	2,671,198 \$599,230	--	18,253,614 \$5,648,106	5,101,727 \$1,435,231	600,517 \$184,967	34,130,229 \$9,663,120
Mollusks:							
Abalone	--	381 \$3,171	--	1,866 \$12,658	3,580 \$22,837	--	5,827 \$38,666
Abalone, Black	5,975 \$1,589	--	996 \$2,390	185,925 \$432,128	74,391 \$172,951	220 \$474	267,507 \$609,532
Abalone, Flat	--	46 \$12	--	--	--	--	46 \$12
Abalone, Green	--	--	--	2,210 \$9,963	22,980 \$105,482	1,659 \$8,251	26,849 \$123,696
Abalone, Pink	--	54 \$312	--	24,040 \$95,337	25,430 \$111,346	2,781 \$13,657	52,305 \$220,652
Abalone, Red	--	64,290 \$276,176	635 \$3,407	177,364 \$633,031	13,109 \$51,231	8,454 \$32,815	263,852 \$996,660
Abalone, Threaded	--	--	--	3 \$6	--	--	3 \$6

TABLE G-28 (Continued)

POUNDA GE AND VALUE OF LANDINGS AND SHIPMENTS OF COMMERCIAL FISH INTO CALIFORNIA BY AREA, 1986

144

SPECIES	EUREKA	SAN FRANCISCO	MONTEREY	SANTA BARBARA	LOS ANGELES	SAN DIEGO	TOTAL
Abalone, White	--	--	--	623 \$752	253 \$1,933	--	876 \$2,685
Clam, Unspecified	71 \$71	13,339 \$3,519	--	6,250 \$4,175	14,450 \$10,240	--	34,110 \$18,005
Limpet, Unspecified	--	50 \$50	60 \$60	1,289 \$1,289	--	--	1,399 \$1,399
Mollusk, Unspecified	--	--	--	25 --	--	--	25 --
Mussel	10 --	100 \$66	--	7 \$4	--	--	117 \$70
Octopus, Unspecified	10,985 \$9,177	919 \$762	110 \$70	973 \$623	408 \$4,534	54 \$64	13,449 \$15,230
Sea Hare	--	--	219 --	554 \$5,362	2,873 \$25,940	16 \$160	3,662 \$31,462
Sea Slug	--	--	27 --	--	1,093 \$27,326	--	1,120 \$27,326
Snail, Sea	--	1,132 \$673	--	7,581 \$2,385	7,552 \$2,395	23 \$11	16,288 \$5,464
Snails, Moon	--	10 \$5	--	--	--	--	10 \$5
Squid, Market	821 \$212	1,834,016 \$214,635	12,098,653 \$1,326,116	15,062,998 \$1,498,544	17,912,085 1,842,115	36 \$11	46,908,609 \$4,881,633
Whelk	--	1 \$10	--	1,599 \$508	80 \$24	--	1,680 \$542
Plants:							
Algae, Marine	--	2 \$4	--	25 \$50	--	--	27 \$54
Kelp	--	1,510 \$3,020	--	--	--	--	1,510 \$3,020
Unknown:							
Coral, Purple	--	--	--	438 \$1,751	6,363 \$29,294	2,520 \$15,119	9,321 \$46,164
Invertebrates, Colonial	--	--	--	--	266 \$21,073	--	266 \$21,073

Snail, Bubble	--	--	--	32	67	62	162
	--	--	--	\$551	\$1,225	\$1,325	\$3,101
Total Pounds	70,497,258	49,712,041	32,253,691	63,245,651	194,568,442	5,990,831	416,267,914
Total Value	\$31,948,490	\$23,665,290	\$8,935,361	\$23,355,656	\$72,536,167	\$7,954,058	\$168,395,022
SHIPMENTS:*							
Fishes:							
Tuna, Albacore	--	--	--	--	3,496,916	--	3,496,916
	--	--	--	--	\$1,881,828	--	\$1,881,828
Tuna, Skipjack	--	--	--	--	2,698,226	--	2,698,226
	--	--	--	--	\$501,602	--	\$501,602
Total Pounds	--	--	--	--	6,195,142	--	6,195,142
Total Value	--	--	--	--	\$2,383,430	--	\$2,383,430
Grand Total Pounds	70,497,258	49,712,041	32,253,691	63,245,651	200,763,584	5,990,831	422,463,056
Grand Total Value	\$31,948,490	\$23,665,290	\$8,935,361	\$23,355,656	\$74,919,597	\$7,954,058	\$170,778,452

\* For origin of shipments refer to Table 6.

Department of Fish and Game  
(213) 590-5160

TABLE G-30  
 POUNDAGE AND VALUE OF LANDINGS OF COMMERCIAL FISH  
 CALIFORNIA, 1990 p/

Species	Landings (In pounds)	Value	Species	Landings (In pounds)	Value
<b>Fishes:</b>			<b>Fishes (Cont.):</b>		
Anchovy, Northern	7,073,120	\$603,466	Swordfish	1,872,910	7,138,140
Barracuda, California	169,771	97,751	Thornyhead	11,960,900	4,604,970
Bass	7,237	10,670	Tomcod, Pacific	392	784
Bonito, Pacific	9,577,760	1,934,750	Trawled fish, animal food	76,274	--
Butterfish, Pacific	29,475	16,431	Tuna	27,776,596	25,239,740
Cabezon	26,529	9,730	Turbot	20,164	\$6,459
Cod, Pacific	12	3	Wahoo	10,587	11,007
Croaker	732,927	327,617	Whitefish, Ocean	6,074	5,463
Dolphinfish	1,515	1,967	Wolf-Eel	2,271	1,045
Eel	13,264	9,082	Yellowfin, Goby	541	3,426
Eulachon	20	20	Yellowtail	125,312	124,495
Flounder	235,747	66,916	Zebraperch	1,520	1,096
Flying fish	83,889	33,616	Unspecified fish	25,625	16,423
Garibaldi	43	128			
Goby, Bluebanded	23	107	<b>Crustaceans:</b>		
Greenling, Kelp	6,559	4,869	Crab	12,479,765	18,200,375
Grenadiers	176,963	26,809	Lobster, California Spiny	701,746	3,936,750
Guitarfish, Shovelnose	52,409	20,227	Prawn	450,650	1,890,956
Hagfish	4,636,780	2,040,490	Shrimp	10,405,542	4,883,989
Hake, Pacific	12,166,700	773,947			
Halfmoon	5,039	4,023	<b>Echinoderms:</b>		
Halibut	922,860	2,123,062	Cucumber, Sea	146,784	35,780
Herring	16,579,250	8,539,320	Urchin	45,346,968	24,698,253
Jacksmelt	3,590	1,613			
Kelpfishes	304	91	<b>Mollusks:</b>		
Lingcod	2,463,950	970,444	Abalone	512,847	2,508,884
Lizardfish, California	20,657	4,526	Clam	47,102	29,125
Louvar	14,105	44,997	Limpet	1,063	1,170
Mackerel	95,542,000	5,774,810	Mussel	17,928	10,762
Midshipman, Plainfin	33	--	Octopus	37,786	29,930
Mola, Common	18	--	Oyster, European Flat	114	46
Monkeyface-eel	92	--	Sea snails	24,768	9,697
Mudsucker, Longjaw	253	1,265	Squid	62,709,770	4,683,634
Mullet, Striped	19,348	13,215	Whelk	1,622	714
Opah	103,713	56,030			
Opaleye	6,945	4,046	<b>Plants:</b>		
Queenfish	4,142	--	Algae, Marine	36	52
Rockfish	28,665,674	11,361,547	Kelp	29	12
Sablefish	7,959,920	3,447,700			
Salmon	4,428,602	12,014,975	<b>Unidentified group:</b>		
Sanddab	1,438,569	438,255	Invertebrates, Colonial	330	3,300
Sardine, Pacific	3,668,980	178,593	Unspecified	572	832
Sargo	109	76			
Scorpionfish, Spotted	8,407	12,554	<b>Total</b>	<b>394,032,256</b>	<b>\$158,446,688</b>
Sculpin, Staghorn	85,188	167,322			
Seabass, White	133,748	287,040	<b>By ports:</b>		
Shark	1,577,359	1,748,878	Eureka	80,775,700	\$39,821,400
Sheephead, California	123,526	456,435	San Francisco	48,311,600	29,314,300
Silversides	1,451	769	Monterey	36,484,400	9,385,100
Skate	144,256	39,619	Santa Barbara	65,098,400	30,049,500
Smelt	900,510	232,566	Los Angeles	159,569,000	43,917,000
Sole	19,316,464	6,342,712	San Diego	3,793,300	5,959,300
Stingray	240	92			
Surfperch	137,700	124,178			

p/ Preliminary

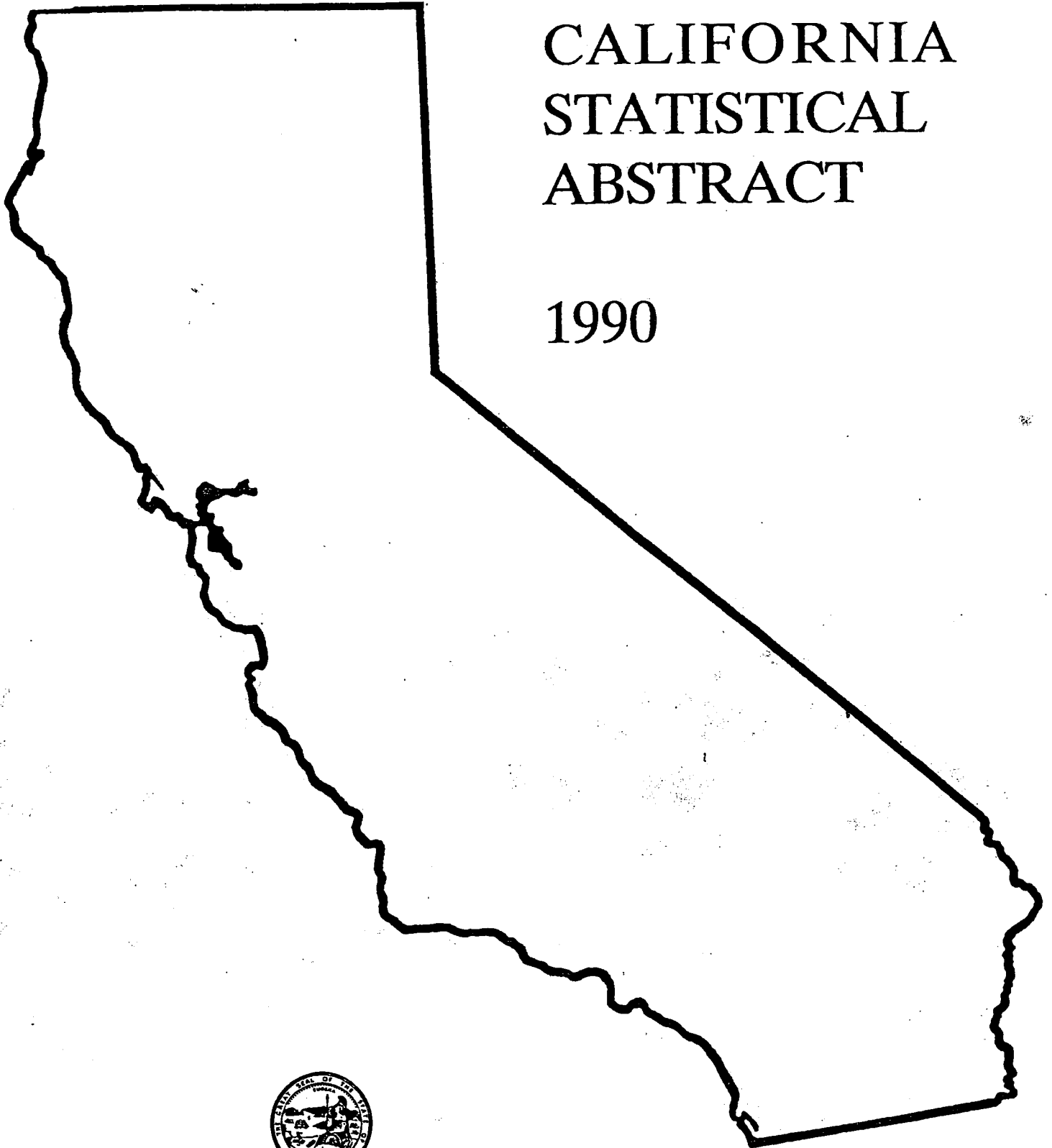
Department of Fish and Game  
 Marine Resources Division, Marine Fisheries Statistics Unit  
 (213) 590-5141

317.94  
C153  
1990  
REF

CALIFORNIA ENERGY COMMISSION  
LIBRARY COPY

# CALIFORNIA STATISTICAL ABSTRACT

1990



DEPARTMENT OF FINANCE

TABLE G-30  
 POUNDAGE AND VALUE OF LANDINGS OF COMMERCIAL FISH  
 CALIFORNIA, 1989

Species	Landings (In pounds)	Value	Species	Landings (In pounds)	Value
<b>Fishes:</b>			<b>Fishes (Cont.):</b>		
Anchovy, Northern	5,399,826	\$465,202	Tuna	53,095,465	\$53,023,283
Barracuda, California	133,262	94,931	Turbot	28,525	9,276
Bass	8,856	13,511	Wahoo	238	602
Blacksmith	275	69	Whitefish, Ocean	3,175	3,194
Bonito, Pacific	2,406,757	476,370	Wolf-Eel	12,569	5,307
Butterfish, Pacific	21,130	22,008	Yellowtail	28,329	31,052
Cabezon	25,012	10,279	Unspecified fish	46,026	13,569
Cod, Pacific	228	85			
Croaker	1,008,136	409,126	<b>Crustaceans:</b>		
Dolphinfish	829	679	Crab	7,386,845	9,163,172
Eel	1,742	823	Lobster, California Spiny	742,571	4,073,292
Flounder	264,417	109,468	Prawn	355,390	1,022,286
Flying fish	107,369	41,373	Shrimp	14,669,806	5,318,057
Greenling, Kelp	8,939	5,391			
Grenadiers	100,622	15,017	<b>Echinoderms:</b>		
Guitarfish, shovelnose	50,302	21,090	Cucumber, Sea	160,011	32,963
Hagfish	2,633,531	1,060,458	Sea Stars	5	10
Hake, Pacific	16,097,913	1,041,767	Urchin	51,188,812	21,346,513
Halfmoon	5,205	4,158	Unspecified echinoderm	587	408
Halibut	1,213,620	2,713,049			
Herring	20,581,590	4,759,658	<b>Mollusks:</b>		
Jacksmelt	5,751	2,038	Abalone	730,885	3,089,769
Kahawai	308	-	Clam	39,958	19,629
Lingcod	2,510,243	1,019,657	Limpet	1,448	341
Lizardfish, California	17,748	4,343	Mussel	9,619	5,803
Louvar	8,196	19,498	Octopus	50,208	42,627
Mackerel	128,910,904	8,702,673	Oyster, California Native	69	-
Mola, Common	5	-	Sea Snails	22,067	8,783
Mudsucker, Longjaw	45	631	Squid	90,152,660	7,013,097
Mullet, Striped	4,938	3,729	Whelk	1,033	389
Opah	116,419	57,132			
Opaleye	8,691	4,750	<b>Plants:</b>		
Queenfish	191	75	Agar	2	-
Rockfish	25,812,801	10,256,985	Algae, Marine	44	35
Sablefish	8,583,800	3,537,901	Kelp	1,840	360
Salmon	5,730,038	13,500,551			
Sanddab	1,400,530	423,416	<b>Unidentified group:</b>		
Sardine, Pacific	1,844,620	140,329	Snail, Bubble	5	5
Sargo	179	117	Tunicates	17	30
Scorpionfish, Spotted	17,639	26,848	Worms, Marine	33	159
Sculpin, Staghorn	27,303	41,647	Unspecified	3,145	2,492
Seabass, White	116,023	250,319			
Shark	1,594,826	1,901,460	<b>Total</b>	<b>484,574,299</b>	<b>179,566,580</b>
Shoephhead, California	33,039	56,228			
Silversides	1,707	661	<b>By ports:</b>		
Skate	168,511	46,767	Eureka	95,247,491	35,314,103
Smelt	745,147	185,905	San Francisco	49,688,746	23,976,125
Sole	23,174,296	7,786,818	Monterey	28,450,630	9,309,630
Sturgeon	16	-	Santa Barbara	88,798,974	28,529,891
Surfperch	118,250	107,108	Los Angeles	218,046,843	72,975,944
Swordfish	2,852,897	11,603,432	San Diego	4,341,615	9,460,887
Thornyhead	11,846,369	4,394,544			
Topsmelt	186	-	<b>Total</b>	<b>484,574,299</b>	<b>179,566,580</b>
Trawled fish, animal food	121,731	-			
Triggerfish	4	3			

Department of Fish and Game  
 Marine Resources Division, Marine Fisheries Statistics Unit  
 (213) 590-5160



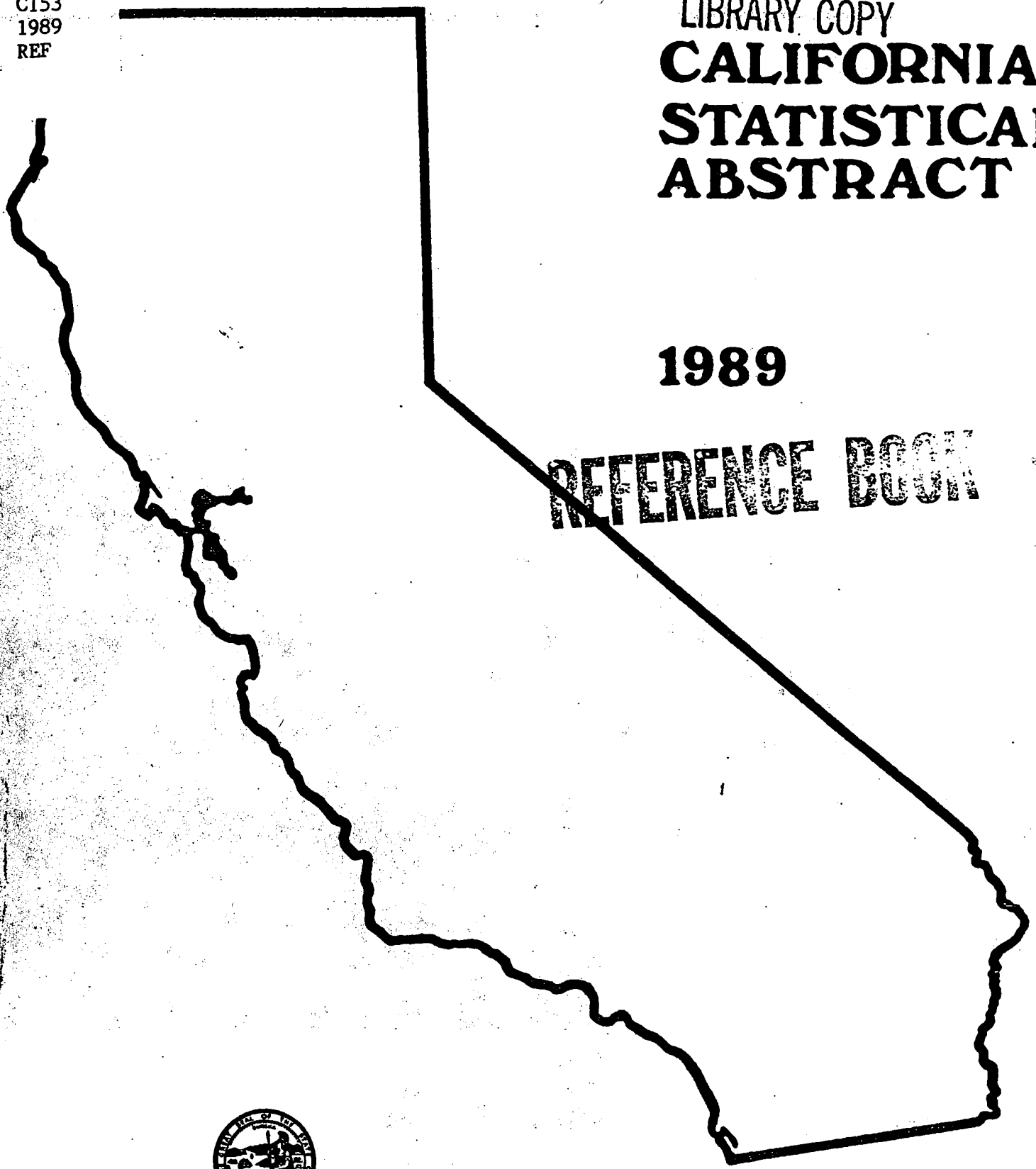
CALIFORNIA ENERGY COMMISSION  
LIBRARY COPY

317.94  
C153  
1989  
REF

# CALIFORNIA STATISTICAL ABSTRACT

1989

REFERENCE BOOK



DEPARTMENT OF FINANCE

TABLE G-30  
 POUNDAGE AND VALUE OF LANDINGS OF COMMERCIAL FISH  
 CALIFORNIA, 1988 p/

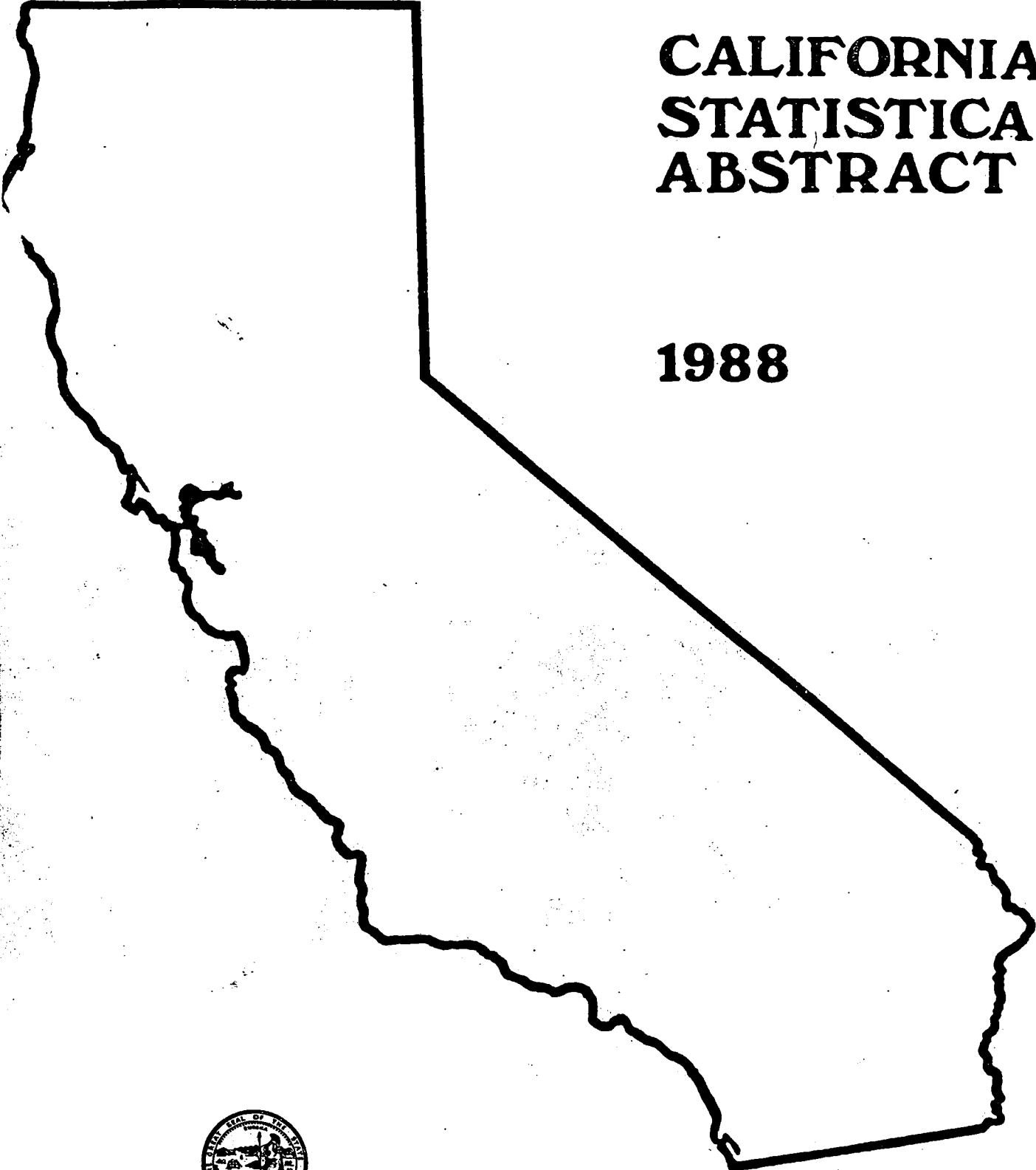
Species	Landings (In pounds)	Value	Species	Landings (In pounds)	Value
Fishes:			Fishes (Cont.):		
Anchovy, Northern	3,345,254	\$379,154	Turbot	23,810	\$8,116
Barracuda, California	138,038	113,116	Wahoo	2,714	4,642
Bass	11,955	16,484	Whitefish, Ocean	2,249	1,633
Bonito, Pacific	8,682,018	1,694,654	Wolf-Eel	2,044	948
Butterfish, Pacific	20,149	15,181	Wrasse, Rock	1	90
Cabezon	12,197	5,540	Yellowtail	85,819	79,704
Cod, Pacific	11,017	3,291	Zebraperch	232	197
Corbina, California	13	21	Unspecified fish	99,344	100,888
Croaker	1,083,603	410,979	Crustaceans:		
Dolphinfish	377	520	Barnacle	2	--
Eel	117	91	Crab	12,999,981	16,272,942
Flounder	344,751	138,355	Lobster, California Spiny	624,676	3,306,211
Flying fish	107,032	42,387	Prawn	294,122	982,181
Garibaldi	263	7,882	Shrimp	11,504,473	5,079,988
Goby, Bluebanded	22	27,358	Unspecified crustaceans	26	1,298
Greenling, Kelp	4,182	1,241	Echinoderms:		
Grenadiers	262,779	41,997	Cucumber, Sea	137,580	28,134
Groupers	115	152	Sea Stars	12,665	3,172
Guitarfish, Shovelnose	52,093	22,471	Urchin	49,473,232	18,348,748
Hagfish	23,698	7,539	Mollusks:		
Hake, Pacific	14,420,797	1,080,572	Abalone	557,277	1,994,778
Halfmoon	4,221	3,608	Clam	21,924	16,313
Halibut, California	1,149,380	2,554,517	Limpet	1,622	1,815
Herring	19,048,702	5,693,430	Mussel	9,204	5,503
Jacksmelt	9,149	3,463	Octopus	27,541	30,696
Lingcod	1,928,871	780,439	Oyster, Giant Pacific	108	45
Lizardfish, California	6,663	1,944	Sea Hare	148	3,700
Louvar	10,856	30,715	Sea Slug	1,075	26,830
Mackerel	123,074,402	8,989,389	Sea Snails	29,172	12,281
Mola, Common	334	314	Squid	80,777,892	7,941,473
Mudsucker, Longjaw	114	4,559	Whelk	114	88
Mullet, Striped	14,065	10,578	Unspecified mollusks	12	1,350
Opah	67,868	34,943	Plants:		
Opaleye	11,764	8,197	Kelp	780	234
Queenfish	122	4	Unknown:		
Ray	1,343	15,757	Coral, Purple	912	4,557
Rockfish	25,855,872	9,989,680	Invertebrates, Colonial	17,377	15,374
Sablefish	8,345,267	3,406,144	Snail, Bubble	124	4,820
Salmon	14,752,258	41,905,938	Tunicates	40	--
Sanddab	1,162,639	404,348	Worms, Marine	1,616	474
Sardine, Pacific	2,619,999	158,276	Unspecified	4,644	3,122
Sargo	1,037	853	Total	490,073,300	\$198,697,412
Scorpionfish, Spotted	29,497	27,795	By ports:		
Sculpin, Staghorn	4,925	7,938	Eureka	103,778,443	52,267,408
Seabass, White	107,038	218,395	San Francisco	49,683,370	38,841,775
Shark	1,768,453	1,991,263	Monterey	23,979,350	12,352,468
Sheephead, California	28,107	29,405	Santa Barbara	74,616,161	25,166,586
Silversides	1,839	645	Los Angeles	233,396,114	63,013,349
Skate	127,654	38,674	San Diego	4,619,862	7,055,826
Smelt	867,120	204,116	Total	490,073,300	\$198,697,412
Sole	24,357,839	8,661,008			
Stingray	36	1,824			
Surfperch	106,898	102,126			
Swordfish	2,443,814	9,537,359			
Thornyhead	9,945,270	3,490,978			
Topsmelt	119	97			
Trawled fish, animal food	89,900	--			
Triggerfish	5	5			
Tuna	66,894,838	42,097,358			

p/ Preliminary

Department of Fish and Game  
 Marine Resources Division, Marine Fisheries Statistics Unit  
 (213) 590-5160

# CALIFORNIA STATISTICAL ABSTRACT

1988



DEPARTMENT OF FINANCE

DOCS 1100

Table G-28  
POUNDS AND VALUE OF LANDINGS AND SHIPMENTS OF  
COMMERCIAL FISH INTO CALIFORNIA, 1987

Species	Landings (In pounds)	Value	Species	Landings (In pounds)	Value
<b>Fishes:</b>			<b>Fishes (Cont.):</b>		
Ancovy, Northern	3,063,689	\$253,376	Thornyhead	6,508,195	\$2,085,808
Barracuda, California	113,258	104,774	Tomcod, Pacific	186	61
Bass	12,505	15,881	Trawled fish, animal food	64,155	
Blacksmith	6,130	307	Triggerfish	525	105
Bonito, Pacific	11,140,037	2,404,529	Tuna	70,027,093	73,779,339
Butterfish, Pacific	18,416	15,084	Turbot	42,582	13,947
Cabezon	6,884	2,225	Wahoo	23,328	11,299
Cod, Pacific	144,938	47,864	Whitefish, Ocean	7,036	2,767
Corbina, California	43	65	Wolf-Eel	6,659	2,919
Croaker	913,043	340,454	Yellowtail	56,866	55,684
Dolphinfish	714	357	Zebraperch	218	
Eel	233	59	Unspecified fish	143,252	44,570
Eulachon	3,046	361	<b>Crustaceans:</b>		
Flounder	382,058	143,121	Crab	8,836,823	11,442,549
Flying fish	179,528	74,553	Lobster, California Spiny	449,778	2,144,443
Garibaldi	96	2,096	Prawn	330,407	739,624
Goby, Bluebanded	21	15,713	Shrimp	8,176,508	5,928,656
Greenling, Kelp	1,578	395	Unspecified crustaceans	71	2,749
Grenadiers	127,104	20,261	<b>Echinoderms:</b>		
Grouper	218	157	Cucumber, Sea	107,678	23,151
Guitarfish, Shovelnose	55,056	22,040	Sea Stars	7	66
Hake, Pacific	9,959,965	610,626	Urchin	46,061,664	13,697,438
Halfmoon	2,865	1,802	<b>Mollusks:</b>		
Halibut	1,251,333	2,676,865	Abalone	772,049	2,475,624
Herring	18,606,560	5,898,358	Clam	37,845	17,200
Jacksmelt	1,115	429	Limpet	2,654	2,654
Lingcod	1,858,678	742,298	Mussel	1,497	891
Lizardfish, California	4,770	1,982	Octopus	16,448	18,842
Louvar	11,674	17,965	Sea Slug	1,384	30,321
Mackerel	120,694,752	8,245,673	Sea Snails	29,752	14,504
Midsnipe, Plainfin	37	18	Squid	44,056,940	4,103,296
Mola, Common	245	343	Whelk	1,216	383
Monkeyface-eel	28		Unspecified mollusks	2	
Mudsucker, Longjaw	557	5,014	<b>Plants:</b>		
Mullet, Striped	17,139	12,840	Algae	43	28
Opah	92,493	40,473	Kelp	1,115	22
Opaleye	4,599	3,599	<b>Unknown:</b>		
Queenfish	157	35	Coral	2,301	7,435
Ray	808	6,620	Invertebrates, Colonial	17	495
Rockfish	30,143,095	11,908,920	Worms, Marine	1,224	
Sablefish	9,581,309	3,643,587	<b>Total</b>	<b>443,358,605</b>	<b>\$205,086,473</b>
Salmon	9,301,849	25,621,912	<b>By ports:</b>		
Sanddab	1,175,880	436,656	Eureka	85,158,262	\$42,752,301
Sardine, Pacific	968,776	62,639	San Francisco	49,777,348	29,927,524
Sargo	109	75	Monterey	29,128,423	9,831,402
Scorpionfish, Spotted	28,823	30,346	Santa Barbara	66,838,922	22,881,950
Sculpin, Staghorn	110	136	Los Angeles	204,377,300	88,064,174
Seabass, White	116,490	223,322	San Diego	8,078,350	11,629,122
Shark	2,603,939	2,419,103	<b>Total</b>	<b>443,358,605</b>	<b>\$205,086,473</b>
Sheephead, California	243,711	67,095			
Sierra	52				
Silversides	4,854	1,258			
Skate	169,712	50,520			
Smelt	928,798	217,480			
Sole	30,760,146	10,753,607			
Stingray	298	2,980			
Surfperch	145,751	119,169			
Swordfish	2,741,015	11,152,186			

Department of Fish and Game  
Marine Resources Division  
Marine Fisheries Statistics Unit  
(213) 590-5160

# CALIFORNIA STATISTICAL ABSTRACT

1993



DEPARTMENT OF FINANCE

TABLE G-30  
 POUNDAGE AND VALUE OF LANDINGS OF COMMERCIAL FISH  
 CALIFORNIA, 1992 p/

Species	Landings (In pounds)	Value	Species	Landings (In pounds)	Value
<b>Fishes:</b>			<b>Fishes (Cont.):</b>		
Anchovy, Northern	2,477,800	\$182,726	Stingray	40	6
Barracuda, California	81,136	58,791	Surfperch	128,693	174,988
Bass	9,023	13,523	Swordfish	2,334,730	7,618,680
Blacksmith	50	13	Thornyhead	9,541,110	4,639,710
Bonefish	282	101	Tomcod, Pacific	33	66
Bonito, Pacific	2,337,670	444,701	Trawled fish, animal food	1,117	0
Butterfish, Pacific	13,876	11,809	Triggerfish	4	2
Cabezon	36,356	54,456	Tuna	18,210,735	10,023,180
Cabrilla, Spotted	211	110	Turbot	26,588	7,554
Cod, Pacific	1,843	2,046	Wahoo	19,450	15,971
Croaker	715,703	346,950	Whitefish, Ocean	5,292	4,102
Dolphinfish	7,106	6,229	Wolf-Eel	1,062	724
Eel	7,241	17,939	Yellowfin, Goby	1,998	2,475
Fish, Unspecified	14,608	8,217	Yellowtail	27,644	20,689
Flounder	323,646	80,794	Zebraperch	630	446
Flying fish	19,720	10,480			
Greenling, Kelp	23,178	26,286	<b>Crustaceans:</b>		
Grenadiers	313,142	30,121	Crab	9,961,846	12,320,368
Grunion, California	1,089	327	Lobster, California Spiny	605,000	3,926,490
Guitarfish, Shovelnose	39,641	15,599	Prawn	299,940	1,516,228
Hagfish	406,379	131,583	Shrimp	19,780,468	7,416,963
Hake, Pacific	10,868,300	597,413			
Halfmoon	1,403	1,136	<b>Echinoderms:</b>		
Halibut	893,391	2,154,991	Cucumber, Sea	546,203	258,433
Herring	11,838,847	8,672,307	Urchin	32,570,377	29,331,296
Jacks, Unspecified	5	5			
Jacksmelt	3,229	2,506	<b>Mollusks:</b>		
Lingcod	1,333,550	572,475	Abalone	516,968	2,831,695
Lizardfish, California	6,397	800	Clam	3,342	6,809
Louvar	17,472	45,568	Limpet	112	335
Mackerel	42,971,700	4,328,150	Mussel	14,214	8,526
Marlin, Striped	435	0	Octopus, Unspecified	46,112	40,201
Midshipman, Plainfin	5	30	Snail, sea	23,565	8,545
Monkeyface-Eel	12	7	Squid	28,870,387	2,917,098
Mudsucker, Longjaw	183	296	Whelk	1,584	1,420
Mullet, Striped	17,368	13,910			
Needlefish, California	103	0	<b>Plants:</b>		
Opah	111,098	48,682	Kelp	2,570	954
Opaleye	4,127	2,991			
Queenfish	359	279	<b>Unidentified group:</b>		
Rockfish	22,104,564	10,248,528	Invertebrates, Colonial	305	3,050
Sablefish	8,049,920	4,375,950	Worms, Marine	40	471
Salema	9	0	Unknown	112,992	20,310
Salmon	1,626,786	4,441,498			
Sanddab	607,016	237,899			
Sardine	38,457,600	1,654,190	<b>Total</b>	<b>294,386,000</b>	<b>\$131,327,000</b>
Sargo	481	339			
Scorpionfish, Spotted	2,732	7,888	<b>By area:</b>		
Sculpin, Staghorn	78,423	127,139	Eureka	77,230,500	\$38,611,000
Seabass, White	118,737	249,285	San Francisco	42,002,500	27,224,300
Shark	922,192	903,576	Monterey	30,149,800	6,735,840
Sheephead, California	256,704	601,027	Santa Barbara	41,972,400	31,947,000
Silversides	381	99	Los Angeles	99,231,900	21,800,100
Skate	155,522	55,606	San Diego	3,799,080	5,008,620
Smelt	901,630	194,170			
Sole	22,551,585	7,227,581			

p/ Preliminary

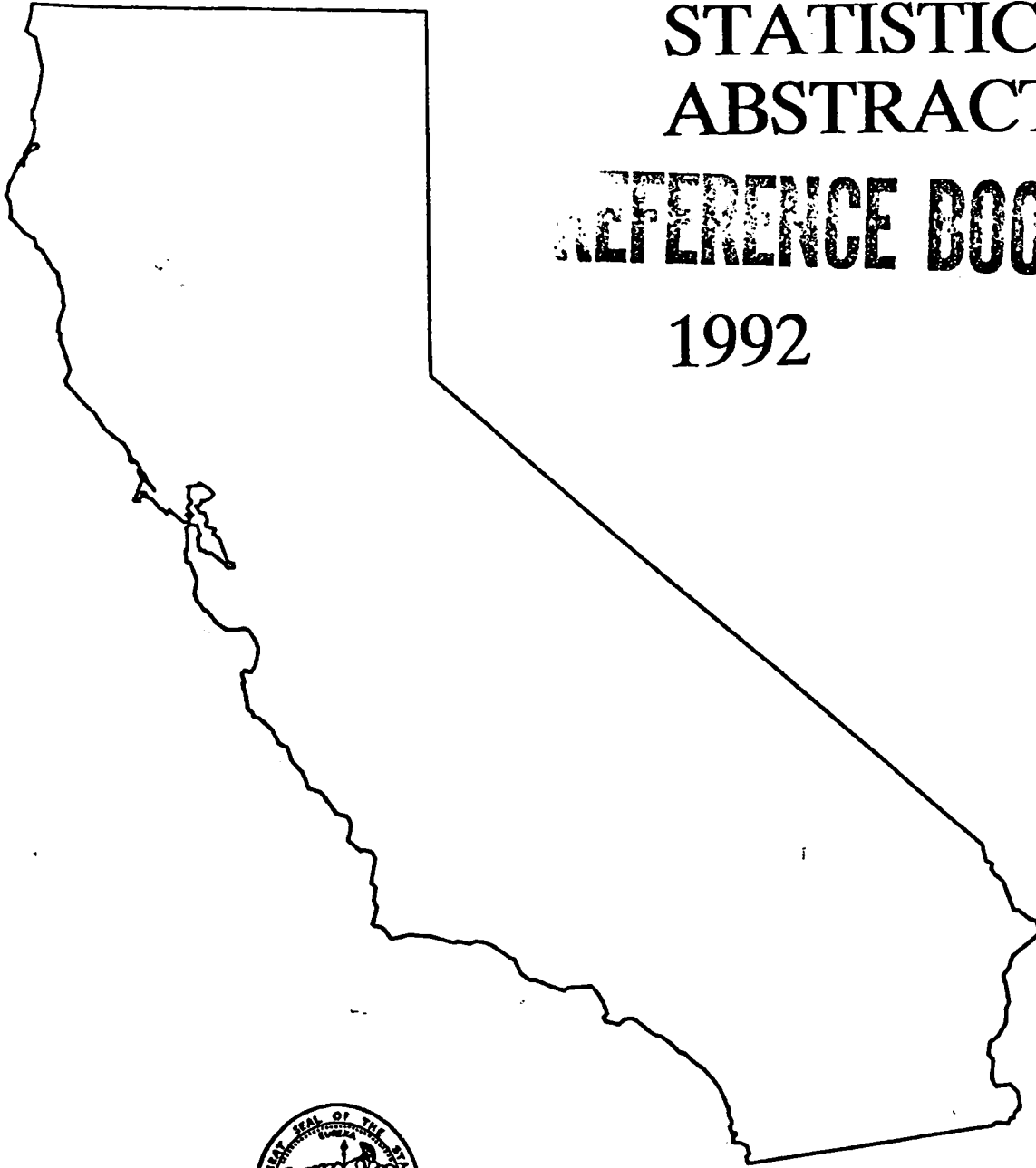
Department of Fish and Game  
 Marine Resources Division, Marine Fisheries Statistical Unit  
 (310) 590-5141

CALIFORNIA ENERGY COMMISSION  
LIBRARY COPY

**CALIFORNIA  
STATISTICAL  
ABSTRACT**

**REFERENCE BOOK**

1992



DEPARTMENT OF FINANCE

TABLE G-30  
 POUNDAGE AND VALUE OF LANDINGS OF COMMERCIAL FISH  
 CALIFORNIA, 1991 p/

Species	Landings (In pounds)	Value	Species	Landings (In pounds)	Value
Fishes:			Fishes (Cont.):		
Anchovy, Northern	8,838,510	\$496,817	Trawled fish, animal food	23,479	--
Barracuda, California	341,699	144,144	Tuna	15,386,318	9,200,775
Bass	15,422	19,546	Turbot	20,574	\$6,558
Blacksmith	164	41	Wahoo	7,633	3,690
Bonito, Pacific	562,060	114,337	Whitefish, Ocean	5,027	3,399
Butterfish, Pacific	22,712	23,540	Wolf-Eel	1,045	665
Cabazon	16,241	13,758	Yellowfin, Goby	1,453	2,712
Cod, Pacific	469	209	Yellowtail	26,716	25,555
Croaker	992,405	437,986	Zebraperch	11	13
Dolphinfish	713	1,156	Unspecified fish	23,827	5,900
Eel	2,399	6,635			
Flounder	459,997	99,325	Crustaceans:		
Flying fish	77,638	34,500	Crab	6,037,149	8,513,355
Greenling, Kelp	25,222	22,461	Lobster, California Spiny	588,582	3,709,350
Grenadiers	155,540	19,705	Prawn	435,504	1,772,938
Grouper	49	54	Shrimp	12,116,391	6,497,751
Guitarfish, Shovelnose	52,649	20,829			
Hagfish	303,228	158,914	Echinoderms:		
Hake, Pacific	15,196,500	881,146	Cucumber, Sea	576,299	185,068
Halfmoon	3,383	2,952	Urchin	41,835,747	33,401,081
Halibut	1,043,842	2,486,888			
Herring	16,336,328	7,990,740	Mollusks:		
Jacksnelt	4,786	1,701	Abalone	374,910	1,787,575
Lingcod	1,733,640	706,926	Clam	18,931	12,801
Lizardfish, California	19,334	3,604	Limpet	357	277
Louvar	6,082	16,519	Mussel	15,953	9,578
Mackerel	73,145,900	5,580,870	Octopus	32,873	28,795
Midshipman, Plainfin	23	--	Oyster, California Native	740	--
Monkeyface-eel	935	2,739	Snails	25,983	11,935
Mullet, Striped	16,840	12,617	Squid	81,793,960	5,914,706
Opah	81,502	45,672	Whelk	1,983	1,518
Opaleye	1,279	911			
Queenfish	31	8	Plants:		
Rockfish	24,069,746	10,479,775	Algae, Marine	38	18
Sablefish	7,298,610	3,643,770	Kelp	5,992	1,803
Salmon	3,688,295	9,016,843			
Sanddab	1,232,959	440,686	Unidentified group:		
Sardine, Pacific	16,664,000	897,906	Invertebrates, Colonial	590	3,623
Sargo	290	202	Worms, Marine	127	1,065
Scorpionfish, Spotted	1,452	3,104	Unknown	8,736	19,528
Sculpin, Staghorn	64,924	116,498			
Seabass, White	163,542	341,216			
Shark	1,509,434	1,661,080	Total	365,163,000	\$134,983,000
Sheephead, California	190,937	500,103			
Silversides	7,546	1,940	By area:		
Skate	112,991	32,924	Eureka	71,437,000	\$33,591,800
Smelt	1,342,389	338,225	San Francisco	49,706,300	29,421,600
Sole	22,027,900	7,689,288	Monterey	30,425,000	7,863,530
Surfperch	104,442	125,063	Santa Barbara	72,519,600	32,728,900
Swordfish	1,547,250	6,335,150	Los Angeles	136,911,000	25,962,300
Thornyhead	6,312,080	2,890,070	San Diego	4,164,580	5,415,090
Tomcod, Pacific	11	22			

p/ Preliminary

Department of Fish and Game  
 Marine Resources Division, Marine Fisheries Statistics Unit  
 (213) 590-5141




317.94  
C153  
1991  
REF

CALIFORNIA STATE ARCHIVES  
LIBRARY 601

CALIFORNIA  
STATISTICAL  
ABSTRACT

1991

THE UNIVERSITY OF CALIFORNIA



DEPARTMENT OF FINANCE

TABLE G-30  
 POUNDAGE AND VALUE OF LANDINGS OF COMMERCIAL FISH  
 CALIFORNIA, 1990 p/

Species	Landings (In pounds)	Value	Species	Landings (In pounds)	Value
<b>Fishes:</b>			<b>Fishes (Cont.):</b>		
Anchovy, Northern	7,073,120	\$603,466	Swordfish	1,872,910	7,138,140
Barracuda, California	169,771	97,751	Thornyhead	11,960,900	4,604,970
Bass	7,237	10,670	Tomcod, Pacific	392	784
Bonito, Pacific	9,577,760	1,934,750	Trawled fish, animal food	76,274	-
Butterfish, Pacific	29,475	16,431	Tuna	27,776,596	25,239,740
Cabezon	26,529	9,730	Turbot	20,164	\$6,459
Cod, Pacific	12	3	Wahoo	10,587	11,007
Croaker	732,927	327,617	Whitefish, Ocean	6,074	5,463
Dolphinfish	1,515	1,967	Wolf-Eel	2,271	1,045
Eel	13,264	9,082	Yellowfin, Goby	541	3,426
Eulachon	20	20	Yellowtail	125,312	124,495
Flounder	235,747	66,916	Zebra perch	1,520	1,096
Flying fish	83,889	33,616	Unspecified fish	25,625	16,423
Garibaldi	43	128			
Goby, Bluebanded	23	107	<b>Crustaceans:</b>		
Greenling, Kelp	6,559	4,869	Crab	12,479,765	18,200,375
Grenadiers	176,963	26,809	Lobster, California Spiny	701,746	3,936,750
Guitarfish, Shovelnose	52,409	20,227	Prawn	450,650	1,890,956
Hagfish	4,636,780	2,040,490	Shrimp	10,405,542	4,883,989
Hake, Pacific	12,166,700	773,947			
Halfmoon	5,039	4,023	<b>Echinoderms:</b>		
Halibut	922,860	2,123,062	Cucumber, Sea	146,784	35,780
Herring	16,579,250	8,539,320	Urchin	45,346,968	24,698,253
Jacksmelt	3,590	1,613			
Kelpfishes	304	91	<b>Mollusks:</b>		
Lingcod	2,463,950	970,444	Abalone	512,847	2,508,884
Lizardfish, California	20,657	4,526	Clam	47,102	29,125
Louvar	14,105	44,997	Limpet	1,063	1,170
Mackerel	95,542,000	5,774,810	Mussel	17,928	10,762
Midshipman, Plainfin	33	-	Octopus	37,786	29,930
Mola, Common	18	-	Oyster, European Flat	114	46
Monkeyface-eel	92	-	Sea snails	24,768	9,697
Mudsucker, Longjaw	253	1,265	Squid	62,709,770	4,683,634
Mullet, Striped	19,348	13,215	Whelk	1,622	714
Opah	103,713	56,030			
Opaleye	6,945	4,046	<b>Plants:</b>		
Queenfish	4,142	-	Algae, Marine	36	52
Rockfish	28,665,674	11,361,547	Kelp	29	12
Sablefish	7,959,920	3,447,700			
Salmon	4,428,602	12,014,975	<b>Unidentified group:</b>		
Sanddab	1,438,569	438,255	Invertebrates, Colonial	330	3,300
Sardine, Pacific	3,668,980	178,593	Unspecified	572	832
Sargo	109	76			
Scorpionfish, Spotted	8,407	12,554	<b>Total</b>	<b>394,032,256</b>	<b>\$158,446,688</b>
Sculpin, Staghorn	85,188	167,322			
Seabass, White	133,748	287,040	<b>By ports:</b>		
Shark	1,577,359	1,748,878	Eureka	80,775,700	\$39,821,400
Sheephead, California	123,526	456,435	San Francisco	48,311,600	29,314,300
Silversides	1,451	769	Monterey	36,484,400	9,385,100
Skate	144,256	39,619	Santa Barbara	65,098,400	30,049,500
Smelt	900,510	232,566	Los Angeles	159,569,000	43,917,000
Sole	19,316,464	6,342,712	San Diego	3,793,300	5,959,300
Stingray	240	92			
Surfperch	137,700	124,178			

p/ Preliminary

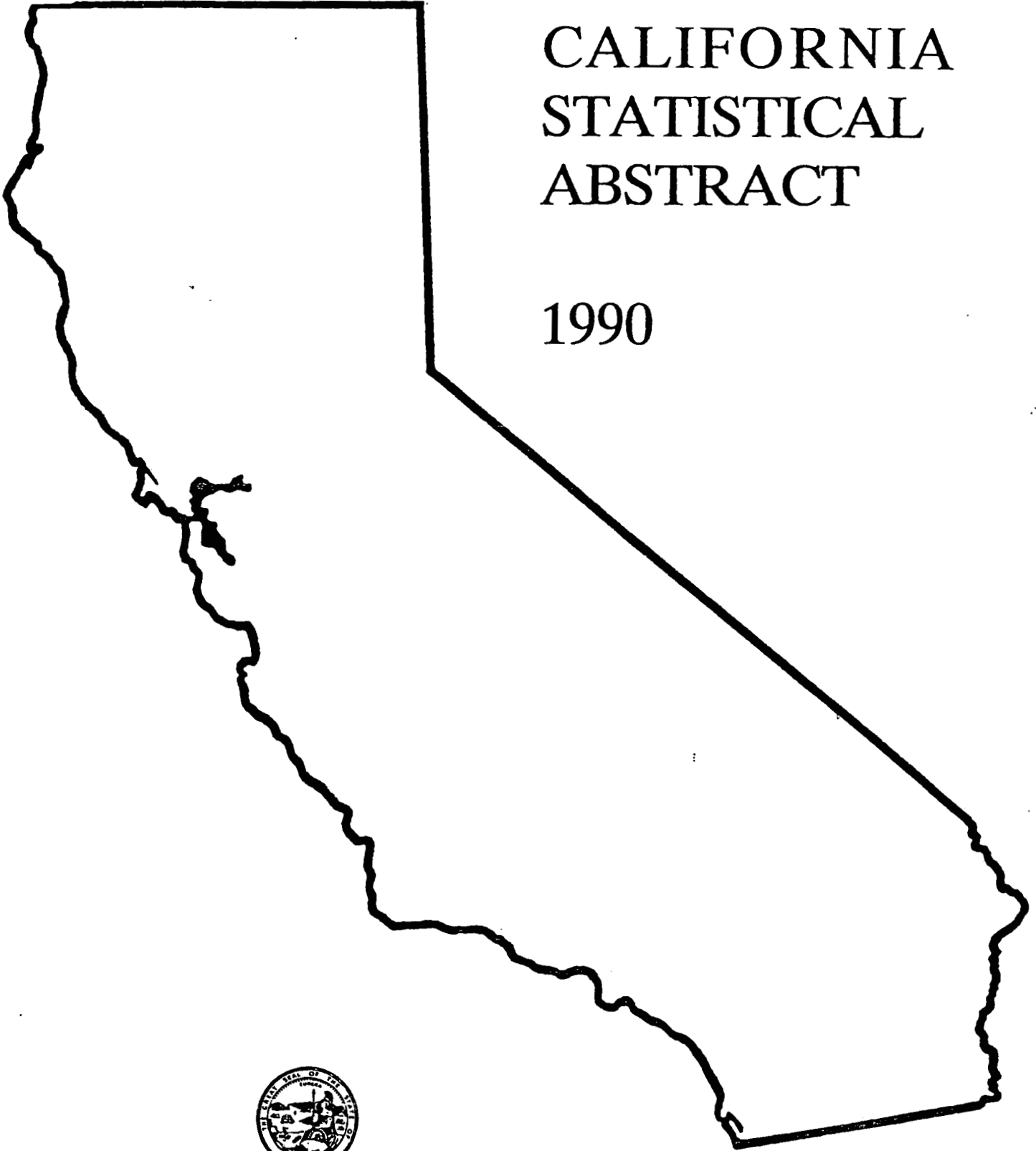
Department of Fish and Game  
 Marine Resources Division, Marine Fisheries Statistics Unit  
 (213) 590-5141

317.94  
C153  
1990  
REF

CALIFORNIA ENERGY COMMISSION  
LIBRARY COPY

# CALIFORNIA STATISTICAL ABSTRACT

1990



DEPARTMENT OF FINANCE

TABLE G-30  
 POUNDAGE AND VALUE OF LANDINGS OF COMMERCIAL FISH  
 CALIFORNIA, 1989

Species	Landings (In pounds)	Value	Species	Landings (In pounds)	Value
<b>Fishes:</b>			<b>Fishes (Cont.):</b>		
Anchovy, Northern	5,399,826	\$465,202	Tuna	53,095,465	\$53,023,283
Barracuda, California	133,262	94,931	Turbot	28,525	9,276
Bass	8,856	13,511	Wahoo	238	602
Blacksmith	275	69	Whitefish, Ocean	3,175	3,194
Bonito, Pacific	2,406,757	476,370	Wolf-Eel	12,569	5,307
Butterfish, Pacific	21,130	22,008	Yellowtail	28,329	31,052
Cabezon	25,012	10,279	Unspecified fish	46,026	13,569
Cod, Pacific	228	85			
Croaker	1,008,136	409,126	<b>Crustaceans:</b>		
Dolphinfish	829	679	Crab	7,386,845	9,163,172
Eel	1,742	823	Lobster, California Spiny	742,571	4,073,292
Flounder	264,417	109,468	Prawn	355,390	1,022,286
Flying fish	107,369	41,373	Shrimp	14,669,806	5,318,057
Greenling, Kelp	8,939	5,391			
Grenadiers	100,622	15,017	<b>Echinoderms:</b>		
Guitarfish, shovelnose	50,302	21,090	Cucumber, Sea	160,011	32,963
Hagfish	2,633,531	1,060,458	Sea Stars	5	10
Hake, Pacific	16,097,913	1,041,767	Urchin	51,188,812	21,346,513
Halfmoon	5,205	4,158	Unspecified echinoderm	587	408
Halibut	1,213,620	2,713,049			
Herring	20,581,590	4,759,658	<b>Mollusks:</b>		
Jacksmelt	5,751	2,038	Abalone	730,885	3,089,769
Kahawai	308	-	Clam	39,958	19,629
Lingcod	2,510,243	1,019,657	Limpet	1,448	341
Lizardfish, California	17,748	4,343	Mussel	9,619	5,803
Louvar	8,196	19,498	Octopus	50,208	42,627
Mackerel	128,910,904	8,702,673	Oyster, California Native	69	-
Mola, Common	5	-	Sea Snails	22,067	8,783
Mudsucker, Longjaw	45	631	Squid	90,152,660	7,013,097
Mullet, Striped	4,938	3,729	Whelk	1,033	389
Opah	116,419	57,132			
Opaleye	8,691	4,750	<b>Plants:</b>		
Queenfish	191	75	Agar	2	-
Rockfish	25,812,801	10,256,985	Algae, Marine	44	35
Sablefish	8,583,800	3,537,901	Kelp	1,840	360
Salmon	5,730,038	13,500,551			
Sanddab	1,400,530	423,416	<b>Unidentified group:</b>		
Sardine, Pacific	1,844,620	140,329	Snail, Bubble	5	5
Sargo	179	117	Tunicates	17	30
Scorpionfish, Spotted	17,639	26,848	Worms, Marine	33	159
Sculpin, Staghorn	27,303	41,647	Unspecified	3,145	2,492
Seabass, White	116,023	250,319			
Shark	1,594,826	1,901,460	<b>Total</b>	<b>484,574,299</b>	<b>179,566,580</b>
Sheephead, California	33,039	56,228			
Silversides	1,707	661	<b>By ports:</b>		
Skate	168,511	46,767	Eureka	95,247,491	35,314,103
Smelt	745,147	185,905	San Francisco	49,688,746	23,976,125
Sole	23,174,296	7,786,818	Monterey	28,450,630	9,309,630
Sturgeon	16	-	Santa Barbara	88,798,974	28,529,891
Surfperch	118,250	107,108	Los Angeles	218,046,843	72,975,944
Swordfish	2,852,897	11,603,432	San Diego	4,341,615	9,460,887
Thornyhead	11,846,369	4,394,544			
Topsmelt	186	-	<b>Total</b>	<b>484,574,299</b>	<b>179,566,580</b>
Trawled fish, animal food	121,731	-			
Triggerfish	4	3			

Department of Fish and Game  
 Marine Resources Division, Marine Fisheries Statistics Unit  
 (213) 590-5160