

Monitoring Strategies for Constituents of Emerging Concern (CECs) in California's Aquatic Ecosystems

*Recommendations of a Science Advisory
Panel*



SOUTHERN CALIFORNIA COASTAL WATER RESEARCH PROJECT

Technical Report 1302



*Jörg E. Drewes
Paul Anderson
Nancy Denslow
Derek C. G. Muir
Adam Olivieri
Daniel Schlenk
Shane A. Snyder*

Monitoring Strategies for Constituents of Emerging Concern (CECs) in California's Aquatic Ecosystems

Recommendations of a Science Advisory Panel

Jörg E. Drewes¹, Paul Anderson², Nancy Denslow³, Derek C. G. Muir⁴,
Adam Olivieri⁵, Daniel Schlenk⁶, and Shane A. Snyder⁷

¹Technical University of Munich, Germany

²Independent Consultant

³University of Florida

⁴Environment and Climate Change Canada

⁵EOA, Inc.

⁶University of California-Riverside

⁷Nanyang Technical University, Singapore

April 2023

Technical Report 1302

PREFACE

In October 2020, the Science Advisory Panel for Constituents of Emerging Concern (CECs) in California’s Aquatic Ecosystems (“CEC Ecosystems Panel”) was reconvened at the request of the State Water Resources Control Board (State Water Board, or SWRCB) to provide unbiased science-based recommendations for monitoring strategies of constituents of emerging concern in oceanic, brackish, and fresh waters across the State that receive discharge of treated municipal wastewater effluent and stormwater. The CEC Ecosystem Panel was comprised of seven members of whom six members also served on the previous CEC Ecosystems Panel, whose final recommendations were published in April 2012. Funding for the CEC Ecosystems Panel effort was provided by the SWRCB and the California Ocean Protection Council (OPC).

The Southern California Coastal Water Research Project (SCCWRP) was selected to convene the Panel, to facilitate and manage their activities, and to coordinate the writing and submission of this report. Dr. Charles Wong served as the Project Manager and Lead Facilitator for SCCWRP. Ms. Erica Kalve served as Contract Manager for the SWRCB, while Ms. Holly Wyer (2020-2021) and Ms. Kaitlyn Kalua (2021-present) served as Contract Managers for the OPC. A Steering Committee of 13 advisors representing the discharger, NGO, regulator, and resource communities was established to provide stakeholder input to the process. A series of virtual and two physical meetings were held over a 2-year period for the Panel to formulate their recommendations. This report, targeted to the stakeholder audience described above, represents the culmination of the CEC Ecosystems Panel’s work.

ACKNOWLEDGMENTS

The CEC Ecosystems Panel wishes to thank the California Ocean Protection Council and the State Water Resources Control Board for their financial support for this effort. Funding was provided by the OPC through Agreement C0304200 and the State Water Board through Standard Agreement D19-15002-2. In particular, the Panel expresses their gratitude for leadership, insight and guidance graciously provided by Claire Waggoner, Environmental Program Manager, of the State Water Board, and Kaitlyn Kalua at the OPC. We also thank Erica Kalve, Senior Engineering Geologist, Manoela Romanó de Orte, Research Scientist, and Sarabeth George, Engineering Geologist for their tremendous support and patience in developing this assessment and final report. Manoela was instrumental in the development and revision of the MTLs, and Sarabeth coded and performed much of the data processing, including the preliminary prioritization.

Members of the Panel and SCCWRP would like to acknowledge members of the Interagency Advisory Committee formed to serve as a state-wide liaison for their respective agencies. These advisors are:

- Jeremiah Puget (North Coast Regional Water Board)
- Chris Watt (North Coast Regional Water Board)
- Thomas Mumley (San Francisco Bay Regional Water Board)
- Jeong-Hee Lim (Los Angeles Regional Water Board)
- Adam Laputz (Central Valley Regional Water Board)
- Anna Garcia (Lahontan Regional Water Board)
- Jayne Joy (Santa Ana Regional Water Board)
- Keith Yaeger (San Diego Regional Water Board)
- Robert Brownwood (Division of Drinking Water)
- Melissa Morris (Office of Information Management and Analysis)
- Jennifer Teerlink (Department of Pesticide Regulation)
- Abigail Noble (Department of Toxic Substances Control)
- Beckye Stanton (Office of Environmental Health Hazard Assessment)

Special appreciation goes to Dr. Stephen Weisberg, Executive Director, and Dr. Charles Wong of the Southern California Coastal Water Research project (SCCWRP) for providing invaluable feedback and advice, and the collegial environment present at virtual and physical Panel meetings. The Panel acknowledges the Aquatic Science Center (ASC) for providing us with their report and dataset and in particular Dr. Rebeca Sutton for the very valuable discussions. The Panel appreciated the opportunity to serve in this important capacity to the State of California, and once again collectively expresses their heartfelt gratitude to all parties named above, as well as those not specifically acknowledged who contributed to this report.

EXECUTIVE SUMMARY

Constituents of emerging concern (CECs) encompass a vast number of chemical substances that are generally unregulated in the U.S. or have limited regulation in environmental media (e.g., air, water, sediment, and biota) around the world. CECs may include a wide variety of substances ranging from pharmaceuticals to flame retardants or per- and polyfluoroalkyl substances (PFAS) to newly registered contemporary use pesticides to newly developed commercial products such as nanomaterials. Advances in qualitative and quantitative analytical chemistry have allowed detection in various environmental media and have led to initiatives to estimate the potential hazard of CECs. These include many chemical substances that may be qualitatively identified, yet cannot be accurately and precisely quantified due to lack of standards or robust methods of measurement. Thus, regulators in the State of California have been trying to narrow the focus of chemical substance screening in the aquatic environment to compounds that have the greatest potential to pose a risk to human and ecological health. CECs such as microplastics are addressed by a separate process, and not included here.

To assist in this process, a previous Science Advisory Panel developed and recommended a risk-based screening framework to identify CECs for monitoring in California's aquatic ecosystems in 2012. The 2012 Panel applied the framework using existing information to three representative receiving water scenarios to identify a list of appropriate CECs for initial monitoring, developed an adaptive phased monitoring approach and suggested development of bioanalytical screening and predictive modeling tools to improve assessment of the presence of CECs and their potential risk to the environment.

In order to consider knowledge gained during the last decade from ongoing CEC monitoring within the State of California but also from research outside the state, the California Water Resources Control Board (State Water Board) in conjunction with the California Ocean Protection Council and a group of stakeholder advisors re-convened a group of leading scientists in October 2020 to address the issues associated with CECs in the State's aquatic systems. The 2022 Panel was comprised of seven experts in chemistry, biochemistry, toxicology, chemical and risk assessment, engineering, and coastal and marine environmental health science. The 2022 Panel was provided with six specific charge questions, but was generally tasked to review the occurrence, relevance, and quantification of CECs with a main focus on ambient surface fresh, marine, and estuarine water ecosystems with the goal to provide recommendations for development of a monitoring program of CECs in fresh, estuarine, and oceanic water bodies of California.

While using different sources of CEC occurrence data, the CEC dataset considered covered over 420 chemicals in 11 classes with measured values in fresh, estuarine, and marine waters, which were evaluated individually by the Panel. Broad classes defined by similar chemical structures (e.g., bisphenols), and/or function or purpose in society (e.g., pharmaceuticals) were considered. Building upon this dataset, the Panel established a quality assurance workflow for CEC monitoring data and a risk-based screening framework. Applying this framework will result in a preliminary monitoring prioritization, a refined monitoring prioritization, and a final recommended monitoring list or programs.

The Panel held multiple virtual meetings and two in-person meetings to formulate their approach and recommendations. This report provides the results from the Panel's deliberations, including four products intended to assist the State in developing a monitoring process for CECs based on sound, up-to-date scientific principles.

Product #1: Guidance to structure, quality assurance and visualization of CECs covered by the existing State Water Board CEC dataset

Building upon recommendations of the 2012 Panel Report, the State Water Board compiled CEC monitoring data in a CEC dataset that considered CEC monitoring data from various State Water Board initiatives as well as sister agencies within California Environmental Protection Agency, California Natural Resources Agency including compliance monitoring. As one source of CEC occurrence data, the Panel considered the dataset of organic chemicals assembled by the Aquatic Science Center (ASC) for the State Water Board (Sutton et al. 2022). The ASC dataset covered a period from 2005 to 2022 and also included information on chemicals in sediment and biota. The Panel also used additional multimedia-occurrence data considering other state, national, and international sources reporting on CECs not currently included in California's ongoing previous or existing monitoring programs. In addition, the Panel considered additional sources on toxicity to sensitive species and assembled toxicity threshold values for these CECs.

Given the substantial time associated with the cleanup of the CEC dataset, the Panel refocused on demonstrating a "proof of concept" for an updated and expanded risk- and occurrence-based monitoring prioritization framework, providing the Water Board with a model, and a road map to use when developing the monitoring prioritization and broader implementation, including dataset updates, as part of the statewide CEC Program.

The majority of the records were for surface waters (64%); sediment constituted 27%. The Panel focused its assessment on the surface water records in fresh, estuarine, and marine settings. Pesticides and pharmaceuticals constituted the majority of the

chemicals analyzed in freshwater and estuarine samples (69 and 58%, respectively). A large number of records were available for surface waters (235,031 in freshwater) and geographic coverage was very good with results from up to 3,622 sampling stations. However, only 5% (marine waters) to 42% (estuarine waters) of the records reported detectable concentrations. But the detections do not necessarily imply risk or hazard, nor do non-detects necessarily imply lack of risk or hazard.

The Panel reviewed the status and quality of the dataset provided and established a quality assurance workflow for CEC monitoring data. To assess sources, pathways, and rate of inputs leading to the presence of classes of CECs in the fresh, estuarine, and marine water ecosystems, the Panel utilized and expanded the CEC dataset provided by the State Water Board. Considering the wide range of physico-chemical properties of these CECs, the Panel considered different matrices (i.e., dissolved and total concentrations in ambient fresh, wastewater, estuarine, and marine water, tissues, and sediments) to assess the relevance of specific CECs for the aquatic environment. In addition, a class-based approach was used to summarize and visualize the data also allowing a quick assessment of temporal and geographical variations of individual CECs or classes of CECs.

There was a substantial amount of CEC data collected since the Panel was last convened. However, since the data came from many different sources with various data quality standards, this not only took a substantial amount of time to try to reconcile the differences, but also highlighted the need for statewide guidance on data quality objectives for CEC monitoring. For example, the lack of the latitude/longitude information for 26% of surface water results severely limited the utility of the data. Further complicating the records, detection limits for individual analytes often spanned several orders of magnitude, were listed as zero, or left blank. This seems to have been due to multiple agencies providing data with different reporting limits. When calculating the measured environmental concentration (MEC) (i.e., the 90th percentile) for a CEC, the Panel utilized the available detection limit information and substituted the median CEC-specific detection limit for non-detect samples of that CEC, as long as that CEC was detected in at least one sample. This resulted in 90th percentiles for the substituted datasets being higher than the 90th percentiles based only on reported data for many pesticides and pharmaceuticals. On the other hand, it enabled better use of the available data for highly censored chemicals that had at least some detectable levels. Visualization of the data enables more detailed evaluation of the including geographic coverage for detects and non-detects, frequency of sampling, and temporal trends in concentrations.

A total of 423 CECs were reported across all media. These CECs were categorized into eleven classes: pesticides, pharmaceuticals, alkyl phenols/alkyl phenol ethoxylates (AP/APEs), phthalates, polybrominated diphenyl ethers (PBDEs), brominated flame

retardants (BFRs), PFAS, personal care products (PCPs), bisphenols, organophosphate esters (OPEs), and natural toxins (microcystins and marine toxins) (Appendix C. Table C.1). Pharmaceuticals constituted the largest group of individual CECs in freshwater (107) and estuarine waters (107), although only five were reported in marine waters. Pesticides were the next largest group ranging from 33 compounds in marine water to 106 in freshwater. PBDEs were the third largest group in water due to reporting for 51 congeners. Highest detection frequencies (DFs) for PBDE in freshwaters were for congeners 15, 28, 47, 49, 99, 100, 119, 140 and 153.

The Panel suggests that the State Water Board categorize the quality of data and potential uses of the data from each of the databases such that the expected shortcomings of the data quality and acceptance criteria are documented as part of applying the proposed prioritization framework. That will enable the State Water Board and stakeholders to determine the utility of data from the various sources and databases.

Product #2: Guidance to use other sources to inform a CEC monitoring program.

The Panel also used additional multimedia-occurrence data considering other state, national, and international sources reporting on CECs not currently included in California's ongoing previous or existing monitoring programs. To inform what CECs should be considered in monitoring programs in California, occurrence data sources beyond the State Water Board dataset, both within the state of California and outside of it, can be used to identify applicable analytical methods and reporting limits for these CECs. In addition to the use of targeted analysis methods, important known and unknown classes of CECs could be identified or assessed using non-targeted analyses (NTA). Non-targeted analyses are highly valuable when developing comprehensive programs for identifying potential substances of environmental risk. Non-targeted analyses generally include mass spectrometric techniques, bioassays, and iterative combinations of instrumental and bioanalytical techniques. These approaches need to be critically evaluated to determine how well they assess biological effects of classes of CECs to sentinel species in fresh, estuarine, and marine water ecosystems.

In total 133 compounds were included in the "new CECs" list. A subset of these were assessed by the Panel. Twenty-one compounds were selected for prioritization including 6PPD-quinone, a compound highly toxic to coho salmon (*Oncorhynchus kisutch*) and other salmonid species.

Product #3: An updated risk-based approach to assess and identify CECs for monitoring in California receiving waters

The Panel expanded the previously developed risk-based screening framework, which includes four primary steps:

1. Toxicity assessment: developing monitoring trigger levels (MTLs) for CECs that pose the greatest potential risk to aquatic systems based on published effects concentrations.
2. Preliminary monitoring prioritization: rating short-lists of CECs based on measured environmental concentrations (MECs) and trends for CECs for which MTLs could be estimated.
3. Refined monitoring prioritization: Identify those CECs that are relevant based on sample size, the identified trends (geographical and temporal), monitoring trigger quotients (MTQ) having the greatest potential to pose a risk by comparing MECs to MTLs.
4. Recommended Monitoring Program: specify the nature of local, regional, and state-wide monitoring efforts.

To conduct the preliminary monitoring prioritization, available data and MTLs are used to calculate an MTQ_{detect} , MTQ_{sub} , and trend. If data are available, MTQs and trend can be calculated for all environmental media (e.g., fresh, marine water, estuarine water, sediment, and tissue). The preliminary monitoring prioritization process categorizes CECs as either needing to be retained for possible inclusion in a monitoring program or eliminated from consideration in a current monitoring program. CECs that are eliminated from consideration in a monitoring program based on current data can be evaluated again using the preliminary monitoring prioritization screening process if additional data are collected or if MTLs change. CECs that are retained for possible inclusion in a monitoring program are categorized as having either 'High', 'Moderate', or 'Low' monitoring priority.

The refined monitoring prioritization framework consists of criteria specified in an MTQ selection Table (Table 6.2.1) and 10 decision tree diagrams (Appendix G, Figures G.1 through G.10). The MTQ selection table is used to determine whether the MTQ_{detect} or MTQ_{sub} will be used in the monitoring refinement prioritization. Each of the decision diagrams corresponds to one of the 10 preliminary monitoring prioritization outcomes shown in Figure 5.3. The MTQ selection table was necessary to address the uncertainty regarding MDLs in the current State Water Board dataset.

Application of the refined monitoring prioritization framework consists of first applying a MTQ selection table to determine which MTQ will be used in the refinement. Once either MTQ_{detect} or MTQ_{sub} is selected, the decision tree diagram corresponding to a CEC's preliminary monitoring prioritization category is used to refine the prioritization. In addition, refinement may be required for the MTL should more accurate thresholds be identified from the literature or should other studies in the database have appropriate QA/QC (i.e., measured chemistry of exposure). Application of the refinement process

was executed for five example freshwater CECs and three example marine CECs, all with a 'High' or 'Moderate' preliminary monitoring prioritization category.

The two-stage risk-based screening framework is not uniquely applicable to the State Water Board CEC dataset. If other datasets have available monitoring data, the screening and prioritization process can be applied to those as well.

Product #4: Establishing a sound foundation for a state-wide and regional CEC monitoring program in California.

- The Panel updated and expanded its earlier risk- and occurrence-based monitoring prioritization framework.
- The overall recommendation for the State Water Board CEC Program is to complement the continuing risk-based monitoring approach with temporal and spatial evaluations, improve the quality of data reported to the State Water Board, regularly update the monitoring trigger levels (MTLs) as new CEC monitoring and toxicology information become available, develop a pilot biomonitoring program focused on early identification of effects in ambient waters, work with a future Ambient Ecosystems CEC Advisory Panel or an equivalent process for expert review, and ultimately update existing policy and monitoring requirements to update the State's approach to CEC monitoring and management, and to guide a state-wide CEC monitoring program for receiving waters.
- An overarching concern that has crystalized over the past two years for the Panel is the tremendous challenge of using the existing disparate systems to collect and compile occurrence data in the statewide database. After consulting with state agencies, it may not be possible to create a system that assures that all of the CEC occurrence data entered into such a statewide system can be of uniform high quality. If that cannot be accomplished, then the Panel sees limited utility to such a compilation for the purpose of monitoring CECs. As pointed out in the report (see Chapters 3, 7 and 8), the Panel believes a more focused statewide monitoring program dedicated to evaluating CECs that relies on more than occurrence data will be a more efficient use of resources and provide the State an abundance of information about CECs in, and their possible effects on, California's aquatic ecosystems.

TABLE OF CONTENTS

Preface	i
Acknowledgments.....	i
Executive Summary	iii
Table of Contents.....	ix
Acronyms	xii
Definitions	xv
1. Introduction	1
1.1 The Statewide CEC Program.....	2
1.2 Science Advisory Panel	6
1.3 Charge Questions.....	7
1.4 The Panel’s Approach	10
2. Assessment of the State Water Board CEC Dataset	12
2.1 High-Level Assessment of State Water Board Dataset	12
2.1.1 Compilation of Datasets and Refinements	12
CEC Occurrence Data from California State Water Board Dataset.....	12
Discussion of Detection Limits	17
2.1.2 State Water Board CEC Dashboard Visualization	20
2.2 Summary	27
3. Other Sources for MEC Occurrence Data.....	29
3.1 Background – Expanding the Focus to Other Sources and “New” CECs	29
3.2 Additional Information Considered.....	30
3.3 Non-Targeted Analysis (NTA): Instrumental and Bioassay Screening Techniques	31
4. Effects Assessment	35
4.1 The Panel’s Approach to Identify Monitoring Trigger Levels.....	35
4.2 Other Approaches to Derive MTLs	39
5. Overview of the Process to Identify and Prioritize CECs for Monitoring and Further Evaluation	41
5.1 Overview of Preliminary Monitoring Prioritization.....	42
5.2 Screening Logic to Identify Relevant CECs for Monitoring Including MTQs	43
6. Applying the Risk-based Screening Framework to Identify Relevant CECs for Ambient Waters	47

6.1 Identification of Possible CECs in Different Matrices Based on Measured Environmental Concentrations and Trends.....	48
6.1.1 Prioritizing a Preliminary Monitoring Shortlist of CECs in Freshwater Using the State Water Board CEC Dashboard.....	48
6.1.2 Prioritizing a Preliminary Monitoring Shortlist of CECs in Freshwater Using the Additional MEC Sources.....	49
Ivermectin.....	50
6PPD-quinone.....	50
6.1.3 Prioritizing a Preliminary Monitoring Shortlist of CECs in Estuarine Water Bodies Using the State Water Board CEC Dashboard.....	50
6.1.4 Prioritizing a Preliminary Monitoring Shortlist of CECs in Marine Water Bodies Using the State Water Board CEC Dashboard.....	51
6.1.5 Effect of Using Median MDL on MTQs	51
6.2 Refining Monitoring Prioritization for CECs.....	51
6.2.1 Description of the Refined Monitoring Prioritization Decision Framework ..	52
6.2.2 Application of the Refined Monitoring Prioritization Framework to Five CEC Examples in Freshwater, Two Examples in Marine Water, and One Example in Estuarine Water.....	53
6.2.2.1 Azithromycin.....	53
6.2.2.2 Di-2-ethylhexyl phthalate.....	55
6.2.2.3 3,4-Dichloroaniline	60
6.2.2.4 Erythromycin	65
6.2.2.5 Acetaminophen	70
6.2.2.6 4-Nonylphenol	75
6.2.2.7 Chlorpyrifos	77
6.2.2.8 PBDE 209	79
6.3 Persistence and Bioaccumulation.....	81
6.4 Designing Monitoring Programs Considering Pre-Screened CECs for Different Matrices	82
7. CEC Panel Summary of Key Findings	84
7.1 High-Level Assessment of State Water Board Dataset and Refinements and Updated Risk-Based Screening Approach	84
7.1.1 Updated Data Availability of CEC MECs	85
Additional CECs not in the State Water Board Dataset.....	88
7.1.2 Updated Toxicity Endpoints (MTLs).....	88

7.1.3 CEC Dashboard Visualization	90
7.1.4 Updated Risk-Based Screening Approach	90
7.2 Future Maintenance of Dataset and Dashboard	97
Recommendations for Updating the CEC Dataset and Dashboard.....	98
Recommendations for Updating Risk-Based Screening Information.....	99
Recommendations for Developing Implementation Process and Procedures.....	99
7.3 Additional Considerations and Recommendations	100
7.4 Role of Expert Panels	103
8. Overarching Observations and Recommended Next Steps.....	105
References.....	109
Appendix A – Biographies of Panel Members.....	113
Appendix B - Additional Details About Dataset Refinements	125
B1. Database Development Details	125
B2. CEC Dataset “Cleaning” Process	125
Appendix C – Detection Limit Treatment	127
C1. Detection Limits for 3,4-dichloroaniline (DCA), Erythromycin and 17 β -estradiol (17 β -ES) in Freshwater Samples (see Figure S3).	127
Appendix D – Selection of MTLs from Ecotoxicology Databases.....	217
Appendix E – ‘New CECs’.....	220
References	230
Appendix F - Recent Studies on CECs in Surface Waters, Waste Waters and Biota from California and West Coast USA Employing Non-target Mass Spectrometry Analysis.....	232
Appendix G – Decision Tree Diagrams.....	256
Appendix H – Data from State Water Board CEC Dataset for Derivation of Preliminary Prioritization Tables	267
Appendix I – Lists of CECs in Fresh, Estuarine, and Marine Waters from Preliminary Prioritization Framework	302
Appendix J – Evaluation of Chemicals in Appendix H for Bioaccumulation and Persistence	335

ACRONYMS

List of acronyms used in this report.

Acronym	Term
AhR	Aryl Hydrocarbon Receptor
AOP	Advanced Oxidation Process
AP/APEs	Alkyl Phenols/Alkyl Phenol Ethoxylates
ASC	Aquatic Science Center
CECs	Constituents of Emerging Concern
CEDEN	California Environmental Data Exchange Network
DCA	3,4-Dichloroaniine
DDT	Dichlorodiphenyltrichloroethane
DEET	<i>N,N</i> -Diethyl- <i>meta</i> -Toluamide
DF	Detection Frequency
DPG	1,3-Diphenyl Guanidine
DWR	Department of Water Resources
E2	17 β -estradiol
EDA	Effects-Directed Analysis
EDCs	Endocrine Disrupting Compounds
EE2	17 α -ethinyl estradiol
EPA WQX	United States Environmental Protection Agency, Water Quality Exchange
ER	Estrogen Receptor
GC-MS	Gas Chromatography-Mass Spectrometry
GR	Glucocorticoid Receptor
GWRC	Global Water Research Coalition
hER	Human Estrogen Receptor
LC50/EC50	Lethal Concentration/Effect affecting 50%
LC-MS	Liquid Chromatography-Mass Spectrometry
LC-QTOF	Liquid Chromatography-Quadrupole Time-of-Flight Mass Spectrometer

Acronym	Term
LOEC	Lowest Observable Effect Level
MEC	Measured Environmental Concentration
MDL	Method Detection Limit
MIE	Molecular Initiating Event
MS	Mass Spectrometry
MTL	Monitoring Trigger Level
MTQ	Monitoring Trigger Quotient
ND	Non-Detect
NIEHS/NTP	National Institute of Environmental Health Sciences/National Toxicology Program
NGO	Non-Governmental Organization
NOEC	No Observable Effect Concentration
NTA	Non-Targeted Analysis
NWQMC	National Water Quality Monitoring Council
OPC	California Ocean Protection Council
OPEs	Organophosphate Esters
PAHs	Polycyclic Aromatic Hydrocarbons
PBDEs	Polybrominated Diphenyl Ethers
PCBs	Polychlorinated Biphenyls
PCPs	Personal Care Products
PEC	Predicted Environmental Concentration
PFAS	Per- and Polyfluoroalkyl Substances
PFOA	Perfluorooctanoic Acid
PFOS	Perfluorooctanoic Sulfonic Acid
PNEC	Predicted No Effect Concentration
6PPD-quinone	<i>N</i> -(1,3-Dimethylbutyl)- <i>N'</i> -phenyl- <i>p</i> -phenylenediamine-quinone
qPCR	Quantitative Polymerase Chain Reaction
QA	Quality Assurance
QA/QC	Quality Assurance/Quality Control

Acronym	Term
RNA	Ribonucleic Acid
SDWIS	Safe Drinking Water Information System
State Water Board	California State Water Resources Control Board
SWRCB	California State Water Resources Control Board
TCDD	2,3,7,8-Tetrachlorodibenzo- <i>p</i> -dioxin
USEPA	United States Environmental Protection Agency
USGS NWIS	United States Geological Survey, National Water Information System
WHO	World Health Organization
WWTP	Wastewater Treatment Plant

DEFINITIONS

List of key terms used in this report.

Definition	Term
2022 Panel (or “Panel” without a year)	Current Ambient Ecosystems CEC Advisory Panel II authoring this report, with membership as listed in Chapter 1.2, also named “the Panel”. Previous advisory panels are listed by year e.g., “2012 Panel” refers to the Science Advisory Panel of Anderson et al. (2012), Monitoring Strategies for Chemicals of Emerging Concern (CECs) in California’s Aquatic Ecosystems: Recommendations of a Science Advisory Panel, SCCWRP Technical Report 692
ASC Report	CEC data synthesis considering monitoring data collected as part of the CEC Initiative published as Sutton et al. (2022)
State Water Board Dataset	The ASC Report’s Data Synthesis, as described in the ASC Report and introduced in Chapter 2
CEC Dashboard	The State Water Board Dataset that had undergone revision by the State Water Board as described in Chapter 2.1.1 and Appendix B
Preliminary Monitoring Prioritization	The CEC Dashboard that has been assessed by the screening algorithm described in Chapter 5.2 and results presented in Chapter 6.1
Refined Monitoring Prioritization	Prioritization of CECs from the Preliminary Monitoring Prioritization list that have been assessed by the screening algorithm described in Chapter 6.2
MEC	The 90 th percentile of the Measured Environmental Concentration from datasets, or subsets thereof (e.g., MEC _{detect}) as noted, unless explicitly stated otherwise in this report (e.g., “Mean MEC”)

Definition	Term
MEC_{detect}	The 90 th percentile of only the detected concentrations of a CEC (all non-detect samples excluded) for the entire time period studied (2005-01-01 to 2021-12-31)
MEC_{sub}	The 90 th percentile of all samples of a CEC, including both concentrations of detected and non-detect samples, and substituting the median MDL for non-detect samples of that CEC for the entire time period studied (2005-01-01 to 2021-12-31)
MEC_{detect,2010}	The 90 th percentile of only detected concentrations of a CEC measured between 2005-01-01 and 2010-12-31
MEC_{detect,2015}	The 90 th percentile of only detected concentrations of a CEC measured between 2011-01-01 and 2015-12-31
MEC_{detect,2021}	The 90 th percentile of only detected concentrations of a CEC measured between 2016-01-01 and 2021-12-31
MEC_{sub,2010}	The 90 th percentile of all samples of a CEC including concentrations of detected samples and non-detect samples, and substituting the median MDL for that CEC measured between 2005-01-01 and 2010-12-31 for non-detect samples
MEC_{sub,2015}	The 90 th percentile of all samples of a CEC including concentrations of detected samples and non-detect samples, and substituting the median MDL for that CEC measured between 2011-01-01 and 2015-12-31 for non-detect samples
MEC_{sub,2021}	The 90 th percentile of all samples of a CEC including concentrations of detected samples and non-detect samples, and substituting the median MDL for that CEC measured between 2016-01-01 and 2021-12-31 for non-detect samples
MEC_{sub}	The 90 th percentile of all samples of a CEC including concentrations of detected samples and non-detect samples, and

Definition	Term
	substituting the median MDL for that CEC measured between 2005-01-01 and 2021-12-31 for non-detect samples
MTQ_{detect}	The monitoring trigger quotient based on the MEC (90 th percentile) of only detected concentrations of a CEC
MTQ_{sub}	The monitoring trigger quotient based on the MEC (90 th percentile) of all samples of a CEC including concentrations of detected samples and non-detect samples, and substituting the median MDL for non-detect samples of that CEC for the entire time period studied (2005-01-01 to 2021-12-31)
MTQ_{detect,2010}	The monitoring trigger quotient based on the MEC _{detect,2010}
MTQ_{detect,2015}	The monitoring trigger quotient based on the MEC _{detect,2015}
MTQ_{detect,2021}	The monitoring trigger quotient based on the MEC _{detect,2021}
MTQ_{sub,2010}	The monitoring trigger quotient based on the MEC _{sub,2010}
MTQ_{sub,2015}	The monitoring trigger quotient based on the MEC _{sub,2015}
MTQ_{sub,2021}	The monitoring trigger quotient based on the MEC _{sub,2021}

1. INTRODUCTION

Modern life relies on availability and utilization of natural and synthetic chemical substances which may enter ground and surface waters through runoff, industrial and municipal waste discharges, atmospheric deposition, or through releases from septic systems (Figure 1.1). While new chemical substances are constantly introduced and others phased out, the concept of humans altering their exposure to these materials through manipulation of the natural system is as long and rich as human history. Today, nearly any imaginable chemical substance can be detected in water given ample sample volume and availability of purified standard material for instrument calibration.

Constituents of emerging concern (CECs) encompass a vast number of chemical substances that are generally unregulated in the U.S. or have limited regulation in environmental media (e.g., air, water, sediment, and biota) around the world. CECs may include a wide variety of substances ranging from pharmaceuticals to flame retardants or per- and polyfluoroalkyl substances (PFAS) to newly registered contemporary use pesticides to newly developed commercial products such as nanomaterials. Generally, with the notable exception of new industrial or pharmaceutical compounds, many of these chemical substances have likely been present in water bodies, sediments, and tissues for many years and even decades, but were not observed as detectable concentrations, non-targeted approaches were not employed, and/or only non-suitable analytical methods were employed. However, advances in qualitative and quantitative analytical chemistry have allowed detection in various environmental media and have led to initiatives to estimate the potential hazard of CECs. A multitude of chemical substances that may be qualitatively identified cannot be quantified due to lack of standards or robust methods of measurement. Thus, regulators in the State of California have been trying to narrow the focus of chemical substance screening in the aquatic environment to compounds that have the greatest potential to pose a risk to human and ecological health.

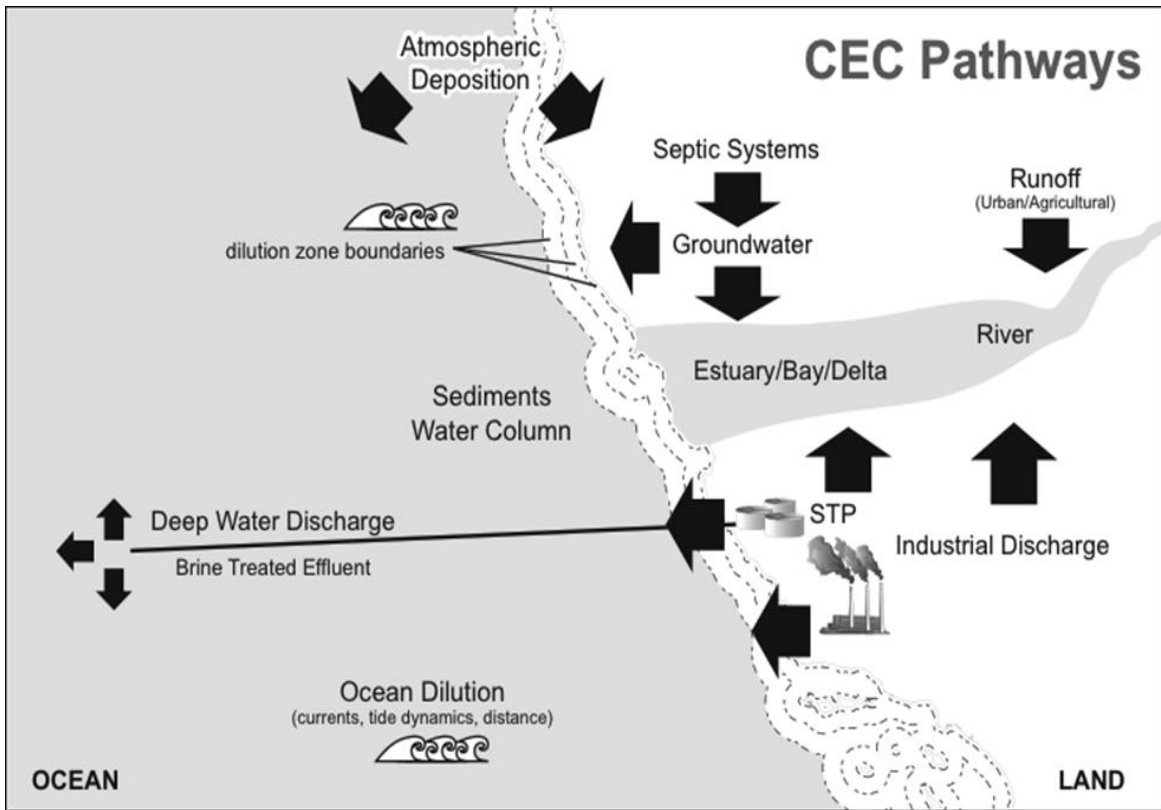


Figure 1.1. Conceptual model of potential sources and pathways for the introduction of constituents of emerging concern (CECs) into the aquatic environment.

1.1 The Statewide CEC Program

In October 2009, the State of California Water Resources Control Board (State Water Board) provided support for a scientific advisory panel to review existing scientific literature on CECs in aquatic ecosystems; determine the state of the current scientific knowledge regarding the risks that CECs in freshwater and marine water pose to human health and aquatic ecosystems; and provide recommendations on improving the understanding of CECs for the protection of public health and the environment. Seven experts were vetted and convened as the CEC Ecosystems Panel (2012 Panel) to provide information and recommendations on CECs in coastal and marine ecosystems, which was subsequently tasked to expand the scope to include freshwater ecosystems. The 2012 Panel collaborated with stakeholders, who provided their perspective of the water quality issues and additional information during the development of their recommendations. In their final report entitled 'Monitoring Strategies for Chemicals of Emerging Concern (CECs) in California's Aquatic Ecosystems: Recommendations of a Science Advisory Panel' (SCCWRP Technical Report 692, Anderson et al. 2012), the 2012 Panel recommended a risk-based screening framework to identify CECs for monitoring. The 2012 Panel applied the framework using existing information to three

representative receiving water scenarios to identify a list of appropriate CECs for initial monitoring, developed an adaptive phased monitoring approach and suggested development of bioanalytical screening and predictive modeling tools to improve assessment of the presence of CECs and their potential risk to the environment.

Since 2009 the State Water Board in concert with several Regional Water Quality Control Boards (hereafter collectively referred to as Water Boards) conducted several activities to address CECs at the regional and statewide level. This involved some activities based on recommendations contained in the 2012 Panel report such as use of the risk-based framework to prioritize CECs for monitoring, which led to initiating CEC monitoring in wastewater effluent, stormwater runoff, groundwater, drinking water, and surface water through a variety of programs, permits, and special studies. Table 1.1 includes a summary of 2012 Panel recommendations with Water Boards' activities to implement those recommendations. A detailed summary of these and other CEC activities is available on the State Water Board's CECs Program website at [Water Boards CEC Activities Timeline](#). Many of the projects that have been implemented to date are part of a long-term commitment to characterizing CECs at the regional and statewide level. In addition to CEC monitoring, Water Board staff took the 2012 Panel recommendations and created a CEC Initiative to take a more holistic approach to monitoring and management of CECs and to be more proactive about addressing CECs in the state.

The CEC Initiative has three phases: compile existing data, knowledge, and resources; improve coordination among State and Regional Water Boards, interagency partners, and stakeholders; and develop and implement a statewide CEC management strategy. Water Board staff made significant progress towards the first and second phase of the CEC Initiative but did not have dedicated resources to develop CEC management. In June 2020, the Governor approved a budget change proposal to support the state's goals for water resilience in the face of climate change, including addressing threats to water quality due to CECs. With these resources, the State Water Board created a new CEC Program that will continue and build on the work of the CEC Initiative. The CEC Program is in development and some of the core components of the program include: the collection and use of high-quality data, information, and research to improve knowledge and understanding of CECs in California's waters and to support informed, transparent management decisions; identifying and implementing novel approaches to water quality management to move towards a new paradigm of proactive water quality management using a strategic, flexible, and timely approach; interagency coordination with partners such as sister agencies within California Environmental Protection Agency, California Natural Resources Agency, Native American tribal agencies, and U.S. Environmental Protection Agency; and conducting education and outreach. CEC Program staff intend to continue to develop the foundation of the program, including by

developing a CEC Strategy that will outline program goals and actions for the core components of the program. CEC Program staff will incorporate the recommendations of this 2022 Panel and past Panels in the CEC Strategy. CEC Program staff will periodically update the CEC Strategy. As the program currently only has two full-time staff, they will need to prioritize actions that will have the greatest impact on CEC management on an ongoing basis and expand efforts when the program has additional resources.

Table 1.1 Activities by the Water Boards related to the implementation of the 2012 Panel recommendations on constituents of emerging concern (CECs).

2012 Recommendation: Adopt a risk-based screening framework to evaluate CECs and prioritize monitoring	
Water Boards Activity	Notes
Development of a CEC Monitoring Dashboard that summarized data for the 16 CECs recommended for monitoring by the 2012 Panel. A dataset was downloaded from California Environmental Data Exchange Network (CEDEN) for samples collected between 1993 and 2016.	This project created a static dataset that has been updated by the data synthesis project described below. The link to this dashboard is no longer available but a new dashboard was developed as part of the 2022 Panel efforts and is available at https://www.waterboards.ca.gov/water_issues/programs/cec/index.html
Implementation of data synthesis project whereby available CEC monitoring results in multiple statewide databases were compiled and evaluated against risk-based screening levels (Sutton et al. 2022). Note that this dataset was evaluated in further detail as part of the 2022 Panel report.	This project created a comprehensive dataset and resulted in code that can be managed by the State Water Board to continually update the CEC dataset as new data are submitted or to capture additional information that was not included in the original project. The project also resulted in a summary report to synthesize CEC data using a risk-based screening approach to inform monitoring and management priorities (Sutton et al. 2022).

2012 Recommendation: Implement an adaptive, four-phased monitoring approach (i.e., planning, data collection, interpretation, and action to minimize impacts) to evaluate the presence of CECs in California	
Development of CECs monitoring in aquatic ecosystems quality assurance and quality control guidance (Dodder et al. 2015).	This document describes available quality assurance and quality control guidance for generating a Quality Assurance Project Plan for CEC monitoring.

<p>2012 Recommendation: Implement an adaptive, four-phased monitoring approach (i.e., planning, data collection, interpretation, and action to minimize impacts) to evaluate the presence of CECs in California</p>	
<p>Development of CECs in aquatic ecosystems pilot study guidance to translate the Panel's recommendations into guidance and, where applicable, requirements at a sufficient level of specificity and detail to direct and incorporate into local, regional and/or statewide workplans for future monitoring (Dodder et al. 2015).</p>	<p>This document identified relevant water quality monitoring programs that could consider using the guidance such as the Surface Water Ambient Monitoring Program (SWAMP), Department of Pesticide Regulation, the San Francisco Bay Regional Monitoring Program, the Southern California Bight Regional Monitoring Program, the Bay Area Stormwater Management Agencies Association, the Southern California Stormwater Monitoring Coalition, and other monitoring efforts.</p>
<p>Development of a Statewide Pilot Monitoring Plan. The intent of the pilot study monitoring plan was to implement a coordinated approach to evaluating status and trends of CECs throughout the State, and included the use of targeted chemistry, in vitro bioassays, and toxicity monitoring methods (OIMA 2016).</p>	<p>This plan envisioned monitoring for the 16 priority CECs identified by the 2012 Panel. Monitoring locations were identified in Southern California, the Sacramento-San Joaquin Delta, Central Valley, and San Francisco Bay. However, implementation of the plan was voluntary, and few participants fully implemented the plan.</p>
<p>The North Coast Regional Water Quality Control Board implemented the Statewide Pilot Monitoring Plan in the Russian River watershed (Maruya et al. 2018).</p>	<p>This study was implemented as a direct outcome of the 2012 Panel recommendations, though several other studies were conducted that incorporated elements of the proposed monitoring approach. However, several water quality monitoring programs incorporated aspects of the 2015 CEC monitoring guidance into their studies (San Francisco Estuary Institute 2017; SCCWRP 2018; Maruya et al. 2016).</p>

2012 Recommendation: Conduct research to further knowledge in key areas	
Implementation of a project to develop applications for using bioanalytical techniques for monitoring CECs in recycled water (SCCWRP 2014).	This project provided necessary guidance for Water Boards to transition from recommendation to application of CECs monitoring using bioanalytical techniques.
Completion of a bioanalytical guidance document and implementation of the guidance (National Water Research Institute 2020).	This project supported the development of commercially available in vitro bioassays for quantification of estrogenic and dioxin-like chemicals in water recycling and reuse. It also supports the availability of analytical methods for CEC monitoring in ambient ecosystems.
Further development of bioanalytical screening tools through development of standard operating procedures.	This grant is currently in progress and was developed for the purpose of creating an in vitro bioassay (IVB) toolbox for a variety of ecological and human health endpoints to screen for bioactivity associated with exposure to a wide range of chemicals found in ambient and recycled water using a multi-stage development process.

1.2 Science Advisory Panel

In 2020, the State Water Board and the California Ocean Protection Council (OPC) reconvened the Aquatic Ecosystems CEC Science Advisory Panel II (2022 Panel) to provide additional support to the CEC Program. Nominated and vetted through a stakeholder advisory committee represented by the discharger, non-governmental organization (NGO), regulator, and resource communities, the Panel was established in October of 2020 and included seven international experts in the fields of chemistry, biochemistry, toxicology, epidemiology, coastal and marine science, risk assessment, and engineering:

- Dr. Paul Anderson, Independent Consultant
- Dr. Nancy Denslow, University of Florida
- Dr. Jörg E. Drewes, Technical University of Munich, Germany (*Chair*)
- Dr. Derek Muir, Environment and Climate Change Canada
- Dr. Adam Olivieri, EOA, Inc.
- Dr. Daniel Schlenk, University of California-Riverside
- Dr. Shane A. Snyder, Nanyang Technological University, Singapore

A brief biography of each panel member and stakeholder advisor is provided in Appendix A. Due to restrictions during the COVID pandemic, the Panel held two in-person meetings and numerous virtual meetings. Some meetings included the opportunity for stakeholder input in clarifying their charge, exchange of information, and dialog with the Panel, and this input was considered in the Panel's recommendations.

1.3 Charge Questions

The Panel was provided with six specific charge questions, but was generally asked to review the occurrence, relevance, and quantification of CECs in fresh, estuarine, and oceanic water bodies of California with the goal to provide recommendations for development of a monitoring program for CECs in fresh, estuarine, and oceanic water bodies of California.

1. Which classes of CECs, including those with data gaps, have the potential to adversely impact marine, estuarine, and freshwater wildlife, ecosystems, and beneficial uses in marine, estuarine and freshwater environments?
 - a. Who are the leaders in the academic field for each of these classes of CECs?
 - b. What are the applicable monitoring methods and reporting limits for these classes of CECs?
2. Update the risk prioritization framework developed in the 2012 Panel report (entitled Monitoring Strategies for Chemicals of Emerging Concern (CECs) in California's Aquatic Ecosystems: Recommendations of a Science Advisory Panel) to address classes of chemicals, structurally-related chemicals that may not be within the same class, and data-poor chemical classes (e.g., where there is either no monitoring trigger level or environmental concentration or predicted no-effect concentration).
3. What are the sources, pathways, and rate of inputs leading to the presence of classes of CECs in the marine, estuarine and freshwater ecosystems?
4. Considering the physical, chemical, and biological processes that affect the transport and fate of classes of CECs, what matrices (i.e., tissue, sediment, ambient water, and wastewater) should be screened in each of the three following ecosystems: marine, estuarine, and freshwater?
5. What are the most important known and unknown biological effects for specific or classes of CECs and what approaches should be used to assess biological

effects of classes of CECs to sentinel species in marine, estuarine and freshwater ecosystems?

6. How can state management agencies better address classes of CECs in the environment through implementation of the risk prioritization framework? Specifically, how can the State Water Board better address CECs?

Note: Inland freshwater systems refer to surface waters, including streams, rivers, lakes, and reservoirs. Coastal aquatic systems are the territorial marine waters of the State as defined by California law, i.e., those extending up to three miles offshore. This question also refers to releases outside three miles that impact state waters or any ground and surface waters (fresh, brackish, or saline) within state boundaries that are hydrologically connected to the coastal ocean.

These charge questions are addressed in the following chapters of this report. In summary, the Panel's overall approach to the charge questions can be summarized as follows.

1. *Which classes of CECs, including those with data gaps, have the potential to adversely impact marine, estuarine, and freshwater wildlife, ecosystems, and beneficial uses in marine, estuarine and freshwater environments?* Identification of CECs, or classes of CECs, that have the potential to adversely affect California's aquatic ecosystems and their beneficial uses depends upon developing and implementing a monitoring program based on robust occurrence data. The range of components of such a program are described in Chapters 2 through 8 of this report. Implementing all those components was beyond the resources and timeframe available to this Panel. Therefore, the Panel was unable to answer several of the specific questions posed by this charge question. However, once State Water Board Staff implement the monitoring program, the specific elements posed by this charge question will be able to be answered.
2. *Update the risk prioritization framework developed in the 2012 Panel report (entitled *Monitoring Strategies for Chemicals of Emerging Concern (CECs) in California's Aquatic Ecosystems: Recommendations of a Science Advisory Panel*) to address classes of chemicals, structurally-related chemicals that may not be within the same class, and data-poor chemical classes (e.g., where there is either no monitoring trigger level or environmental concentration or predicted no-effect concentration).* Chapters 5 and 6 present an updated risk prioritization framework originally developed in the 2012 Panel report. Chapters 3, 7 and 8 describe approaches the State Water Board may wish to adopt to address chemicals and chemical classes that are data poor (e.g., by non-target analysis, bioanalytical methods, effects-based analysis, more holistic monitoring

approaches that do not rely on monitoring trigger levels and reliable occurrence data).

3. *What are the sources, pathways, and rate of inputs leading to the presence of classes of CECs in the marine, estuarine, and freshwater ecosystems?* The range of sources and pathways of CECs to aquatic environments was presented in the 2012 Panel report and is briefly summarized in Chapter 1 (Introduction) of this report. The range of sources and pathways remains essentially the same as described a decade ago.
4. *Considering the physical, chemical, and biological processes that affect the transport and fate of classes of CECs, what matrices (i.e., tissue, sediment, ambient water, and wastewater) should be screened in each of the three following ecosystems: marine, estuarine, and freshwater?* As described in Chapters 5 and 6, all matrices should be screened in all three ecosystems. However, all CECs may not need to be screened in all matrices. For example, screening of tissue samples can likely be limited to bioaccumulative and persistent CECs (see Chapter 6.3 and Appendix J). Given the level of effort expended by the Panel to refine the State Water Board dataset, the Panel was only able to apply the monitoring framework to ambient water and using few example CECs in the freshwater, marine and estuarine ecosystems (see Chapter 6.2). Once the State Water Board dataset is fully refined, State Water Board staff will have to screen CECs by applying the monitoring prioritization framework to all matrices in all ecosystems that have available data.
5. *What are the most important known and unknown biological effects for specific or classes of CECs and what approaches should be used to assess biological effects of classes of CECs to sentinel species in marine, estuarine and freshwater ecosystems?* The Panel reviewed toxicological effects information compiled in a range of readily available databases for all CECs in ambient water in the State Water Board dataset to develop conservative monitoring trigger levels (MTLs) to use in the CEC monitoring prioritization (see Chapter 4, Appendices D and H). As described in the report (see Chapter 4.1), the most sensitive effect reported in the literature was selected to develop conservative MTLs, but that does not necessarily indicate that effect is the most important or relevant effect in ambient water. Identifying the most important effect and sentinel species to monitor requires thorough review of the toxicological literature. This task was beyond the scope of this Panel given the large number of CECs in the State Water Board dataset. Additionally, because the CECs in the State Water Board dataset do not encompass the universe of CECs, in Chapters 3 and 8 the Panel recommends that other databases and sources of information about CECs

be used to identify “new” CECs that may need to be included for monitoring in California (see also Appendix E for a list of potential “new” CECs).

6. *How can state management agencies better address classes of CECs in the environment through implementation of the risk prioritization framework?*

Specifically, how can the State Water Board better address CECs? The Panel developed several recommendations as to how the State Water Board can better address CECs. Those methods include the expanded risk-based prioritization framework described in Chapters 5 and 6, improvements to the current occurrence data compilation and management process described in Chapters 7.2 and 8, incorporating a range of non-traditional assessment methods (e.g., non-target analysis, bioanalytical methods, effects-based analysis) described in Chapter 3 and 7.3, and a recommendation to consider including more holistic monitoring approaches as described in Chapters 7.3 and 8.

1.4 The Panel’s Approach

The 2022 Panel was tasked to review the occurrence, relevance, and quantification of CECs with a focus on ambient surface fresh, marine, and estuarine water ecosystems with the goal to provide recommendations for development of a monitoring program of CECs in fresh, estuarine, and oceanic water bodies of California. As one source of CEC occurrence data, the Panel considered the dataset of organic chemicals assembled by the Aquatic Science Center (ASC) for the State Water Board augmented (Sutton et al. 2022) by additional data from California. This dataset covered a period from 2005 to 2022 and included information on chemicals in sediment and biota. The CEC dataset is described in more detail in Chapter 2.1 of this report. Over 420 chemicals in 11 classes with measured values in fresh, estuarine, and marine waters were evaluated individually by the Panel. Broad classes defined by similar chemical structures (e.g., bisphenols), and/or function or purpose in society (e.g., pharmaceuticals) were considered. Building upon this dataset, the Panel established a quality assurance workflow for CEC monitoring data and a risk-based screening framework as illustrated in Figure 1.2. The Panel also used additional multimedia-occurrence data considering other state, national and international sources reporting on CECs not currently included in California’s ongoing previous or existing monitoring programs. In addition, the Panel considered additional sources on toxicity to sensitive species and assembled toxicity threshold values for these CECs. Applying this framework will result in a preliminary monitoring prioritization, a refined monitoring prioritization, and a final recommended monitoring list or programs.

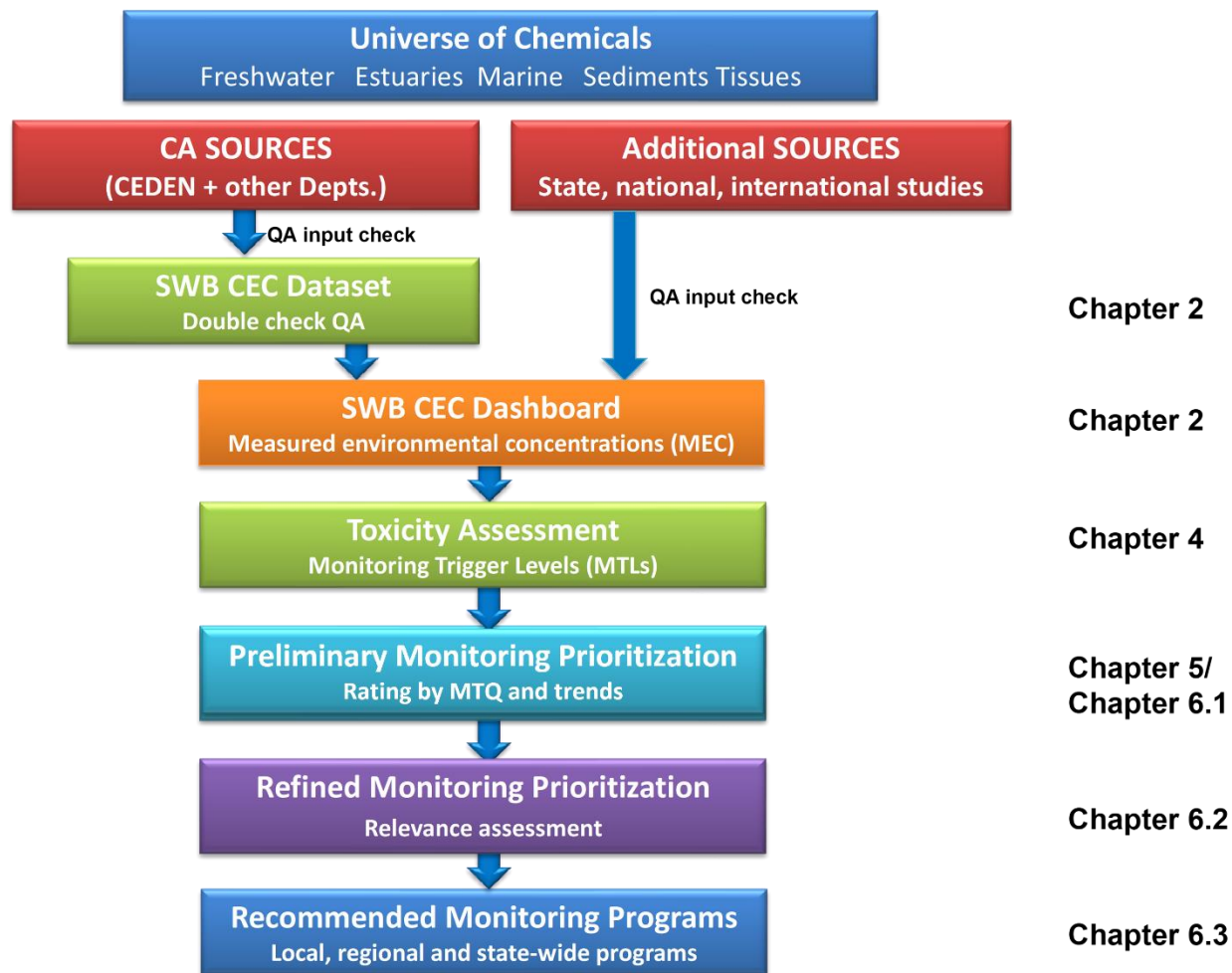


Figure 1.2. The Panel’s approach and workflow to identify relevant constituents of emerging concern (CECs) for monitoring in the aquatic environment and indications in which chapters of this report additional information is provided.

Given the substantial time associated with the cleanup of the CEC dataset, the Panel refocused on demonstrating a “proof of concept” for an updated and expanded risk- and occurrence-based monitoring prioritization framework, providing the Water Boards with a model, and a road map to use when developing the monitoring prioritization and broader implementation, including dataset updates, as part of the statewide CEC Program. In essence, the overall recommendation for the State Water Board CEC Program is to complement the continuing risk-based monitoring approach with temporal and spatial evaluations, improve the quality of data reported to the State Water Board, regularly update the monitoring trigger levels (MTLs) as new CEC monitoring and toxicology information become available, develop a pilot biomonitoring program focused on early identification of effects in ambient waters, work with a future Ambient Ecosystems CEC Advisory Panel or an equivalent process for expert review, and

ultimately update existing policy and monitoring requirements to update the State’s approach to CEC monitoring and management, and to guide a state-wide CEC monitoring program for receiving waters. This report provides the results from the Panel’s deliberations.

2. ASSESSMENT OF THE STATE WATER BOARD CEC DATASET

To assess sources, pathways, and rate of inputs leading to the presence of classes of CECs in the fresh, estuarine, and marine water ecosystems, the Panel utilized and expanded the CEC dataset provided by the State Water Board (in response to Charge Question #3). Considering the wide range of physico-chemical properties of these CECs, the Panel considered different matrices (i.e., dissolved, and total concentrations in ambient fresh, wastewater, estuarine, and marine water, tissues, and sediments) to assess the relevance of specific CECs for the aquatic environment (in response to Charge Question #4).

2.1 High-Level Assessment of State Water Board Dataset

2.1.1 Compilation of Datasets and Refinements

Occurrence data for CECs recorded in the State Water Board dataset and published in the peer-reviewed literature were assembled for the ASC report (Sutton et al 2022). A full description of the occurrence dataset and the challenges associated with making it amenable for use is provided in Section 2.3 of the ASC report. Here we provide an overview of the issues encountered in refining the State Water Board dataset to enable presentation on a CEC Dashboard and for the subsequent risk-based assessment and prioritization of CECs.

CEC Occurrence Data from California State Water Board Dataset

ASC compiled a list of CECs using many resources, including “public databases of environmental data; analyte lists from available standardized or commercially available analytical methods; presence within class-based lists compiled by other agencies, such as the California Biomonitoring list of designated chemicals (<https://biomonitoring.ca.gov/chemicals/designated-chemicals>); and recent reviews of CEC classes published in scientific journals”. This list was then used to extract monitoring records of these chemical analytes in the dataset for California’s ambient aquatic ecosystems listed in Table 2.1, and included data from existing monitoring programs such as for the Southern California Bight (<https://www.sccwrp.org/about/research-areas/regional-monitoring/southern-california->

[bight-regional-monitoring-program/](#)) if this data was present in the sources listed in Table 2.1. The extracted data formed the core of the risk-based monitoring prioritization for the assessment of CECs in aquatic media.

Further details on the data mining are provided in Appendix B, which includes a description of the dataset fields, use of SQL, file formats, etc.

Each record in the dataset included core data such as Project name, Station, Location, Sample Date, Sample Type (field, blank, duplicate, etc.), Site Type (e.g., Bays and Harbors, rivers/streams), Parameter (chemical name), Result (or non-detect), Units (original units and a separate field was added to convert results to a standard unit, µg/L or parts per billion (ppb)), MDL/RL (method detection limit / reporting limit), Sample Matrix (may be inferred from data source), compound class, and LabAgency. In total, the dataset included 59 fields for each record. A “record” represents the measurement of an individual CEC. Typically, a single sample would be analyzed for multiple CECs, and each CEC would have its own unique record.

The dataset was provided by ASC to the State Water Board as a draft working product to inform the parallel activities of the Panel. State Water Board staff conducted data processing using Python, provided additional geospatial metadata, and removed records not suitable for use (e.g., concentrations reported without units, passive sampler results, QA samples such as measurements of recovery standards). Full details of the clean-up steps are provided in Appendix B2. Key characteristics of the final CEC dataset are summarized in Table 2.2.

An important element of the State Water Board revision was the addition of information about sample collection sites to classify the records into fresh, estuarine, and marine so that risk-based prioritization could be conducted separately for each of these types of ecosystems. While records for surface water, sediment, tissues of biota, wastewater influent/effluent, and stormwater were compiled in the occurrence dataset, the Panel focused its assessment on the surface water records in fresh, estuarine, and marine settings.

Table 2.1. Sources of occurrence data for constituents of emerging concern (CECs) compiled in the State Water Board dataset.

Database Name	Organization
CEDEN (http://www.ceden.org/)	State Water Board
Water Quality Portal (https://www.waterqualitydata.us/)	NWQMC (EPA WQX, USGS NWIS)
SDWIS, California EDT (https://www.waterboards.ca.gov/drinking_water/certlic/drinkingwater/publicwatersystems.html)	State Water Board
CIWQS (https://www.waterboards.ca.gov/water_issues/programs/ciwqs/)	State Water Board
GeoTracker – PFAS Only (https://geotracker.waterboards.ca.gov/map/pfas_map)	State Water Board

Table 2.2. Summary of the entries for constituents of emerging concern (CECs) in the State Water Board dataset. Record summaries for stormwater, effluent/influent, and biota media categories are estimated and subject to change following further data curation.

Media	Matrices	Total records	Detected (>0)	Detection frequency (%)	Total analytes
Surface waters	Estuarine	38,970	16,320	42%	370
Surface waters	Freshwater	235,031	31,696	13%	322
Surface waters	Marine	7,085	351	5%	76
Surface waters	Not recorded	100,050	20,976	21%	169
Sediments	Estuarine	90,950	28,043	31%	340
Sediments	Freshwater	62,168	6,673	11%	147
Sediments	Marine	8,695	1,687	19%	86
Sediments	Not recorded	4,099	871	21%	70
Stormwater	Stormwater	11,658	3,467	30%	63
Effluent/influent	Influent	235	167	71%	48
Effluent/influent	Effluent	4,712	2,391	50%	242
Biota	Estuarine	14,306	5,567	39%	213
Biota	Freshwater	5,176	4,730	91%	104
Biota	Marine	6,198	1,421	23%	92
Biota	Not recorded	4,927	1,735	35%	74

Total records for CECs analyzed in surface water ranged from 7,085 in marine waters to 235,031 in freshwater. These represented results from 3,622 sampling stations. However, a large proportion of surface water results (26%; 100,050 of 381,136 records) were listed as “not recorded” due to lack of information such as latitude/longitude or a description of the site (parameter “Site type”). The sampling years for fresh, estuarine, and marine water ranged from 2005 to 2021 with the largest number of records from 2017 (Appendix C, Figure C.1).

Table 2.3. Numbers of records reporting concentrations of constituents of emerging concern (CECs) as dissolved or total in the State Water Board dataset. The dissolved result represents filtered samples, while total results are unfiltered. This information was provided under the parameter “FractionName” in the State Water Board CEC dataset.

Water type	Fraction	Records
Fresh	Dissolved	172,862
Fresh	Total	111,709
Estuarine	Dissolved	13,866
Estuarine	Total	114,019
Marine	Dissolved	411
Marine	Total	15,355
Not recorded	Total	94,616

Measurement of CECs in estuarine waters involved filtration of the samples while for marine waters, all samples were unfiltered (Table 2.3). For freshwater samples, about 61% of results were reported as dissolved. While dissolved concentrations are regarded as more likely to represent a bioavailable fraction (Anderson et al., 2012), our prioritization process at this time does not give preference to dissolved versus total concentrations (Chapter 5).

Measurements of CECs in sediments constituted the next largest group of results, ranging from 8,695 in marine sediments to 62,168 in freshwaters. Site-type information was missing for 5.4% of the sediment entries. Analyses of biological records constituted the next largest group (30,607 records) with estuarine biota constituting the majority of records (Table 2.2). Bivalves and fish were major sample matrices in marine and estuarine waters while results for fish predominated in freshwater records. Stormwater records constituted the next largest group (11,658 records). Influent and effluent from WWTPs had 4,947 analyses, with the majority of the WWTP records for effluents.

A total of 423 CECs were reported across all media. These CECs were categorized into eleven classes: Pesticides, pharmaceuticals, alkyl phenols/alkyl phenol ethoxylates (AP/APEs), phthalates, polybrominated diphenyl ethers (PBDEs), brominated flame retardants (BFRs), PFAS, personal care products (PCPs), bisphenols, organophosphate esters (OPEs), and natural toxins (microcystins and marine toxins) (Figure 2.1, Appendix C. Table C.1).

Pharmaceuticals constituted the largest group of individual CECs in freshwater (107) and estuarine waters (107), although only five were reported in marine waters (Figure 2.1). Pesticides were the next largest group ranging from 33 compounds in marine water to 106 in freshwater. PBDEs were the third largest group in water due to reporting for 51 congeners. Highest detection frequencies (DFs) for PBDE in freshwaters were for congeners 15, 28, 47, 49, 99, 100, 119, 140 and 153 (Appendix B, Table C.2). Distributions of the 11 classes of substances in sediments and biota are illustrated in Appendix C, Figure C.2 and summarized in Table C.1.

Two sets of illustrative summary data were calculated for each CEC (arithmetic mean, standard deviation, minimum, maximum as well as 25th, 50th, 75th and 90th percentiles) in surface waters. These sets of illustrative summary data were provided to understand how different ways of treating non-detect data would affect the dataset, so that appropriate decisions on this issue could be made and the dataset further processed so it can be used for the risk-based monitoring prioritization. The first such set of summary data (Appendix C, Table C.3) was based on only detected concentrations of a CEC. The second set of summary data was calculated using all the results, including non-detects, where the concentration of a CEC in a non-detect sample was assumed to be a method detection limit (MDL) equal to the median detection limit of all samples of that CEC for that time period (Appendix C, Table C.4). Appendix C, Tables C.5 and C.6 include additional statistics for substitution with the minimum MDL and for detection limits. The 90th percentile was selected as the measured environmental concentration (MEC) when conducting the risk-based monitoring prioritization. The 90th percentile value was calculated with all data, including substituted medial detection limits, and as such is inclusive of existing reported concentrations, rather than being an interpolated number.

Discussion of Detection Limits

Across all CECs and surface water sample locations detection frequencies (DFs) for CECs in surface waters ranged from 5% in marine waters to 42% in freshwaters (Table 2.2). However, at the level of individual CECs, DFs ranged from 0 to 100% (Appendix C, Tables C.2, C.3, and C.4). **Thus, a significant portion of the monitoring data were non-detects.** Further complicating the process of cleaning up the dataset, detection limits for individual CECs often spanned several orders of magnitude or were listed as zero or left blank. Substitution of the detection limits by a specific rule such as ½ that value or based on the statistical distribution of reported measured values (Helsel 2010, Antweiler 2015) was impractical given the range of detection limits. Various approaches to substitution of non-detect data were considered by the Panel and the median MDL value was chosen. This substitution was made only for a given analyte and matrix and where at least one result above the detection limit was available.

The effect of substitution of the median MDL on the value of the 90th percentile was greatest for pesticides, pharmaceuticals, and PCPs in freshwater samples where 47% to 80% of 90th percentiles were more than 10-fold higher than the 90th percentile based only on detected concentrations (Appendix C, Table C.2). Substitution of the median MDL lowered the 90th percentile by >10-fold in a more limited number of pesticides. Further discussion of the detection limits is provided in Appendix C using three examples: 3,4-dichloroaniline (DCA), erythromycin and 17 β -estradiol (17 β -E2) in freshwater samples, with Figure C.3 illustrating the distribution of detection limits compared to the median detection limit. These three were selected because they represent a wide range of detection frequencies and detection limits. Details for other compounds are present in Table I.12.

Substitution of the median MDLs reduced the degree of censoring of the data. Censoring refers to data with a high proportion of values stated as below a specific value, such as a detection or reporting limit (e.g., “less-than” values). However, substitution clearly introduces uncertainty about the true range of concentrations in ambient waters. In the case of DCA, which had a 69% DF, the 90th percentile was reduced < 2-fold, from 0.20 to 0.12 $\mu\text{g/L}$ by this substitution. For erythromycin and 17 β -E2, which had DFs of 2.7% and 1.4%, respectively, the substitution increased the 90th percentiles over 10-fold. For erythromycin the 90th percentile was 10 $\mu\text{g/L}$ compared to 0.22 $\mu\text{g/L}$ based on three measured values. For 17 β -E2, the 90th percentile was 0.8 $\mu\text{g/L}$ compared to 0.001 $\mu\text{g/L}$ based on a single measured value. These cases illustrate that no substitution method works well for highly censored data (i.e., < detection limits), as has been demonstrated for smaller more focused contaminant datasets (Antweiler 2015). In the future, a more robust data entry process is needed to screen out detection limits that are orders of magnitude higher than the median MDL or some other concentration determined to be an appropriate target MDL. Guidance is also needed for monitoring programs to achieve lowest practical detection limits to avoid, as much as possible, a high proportion of “less than” values.

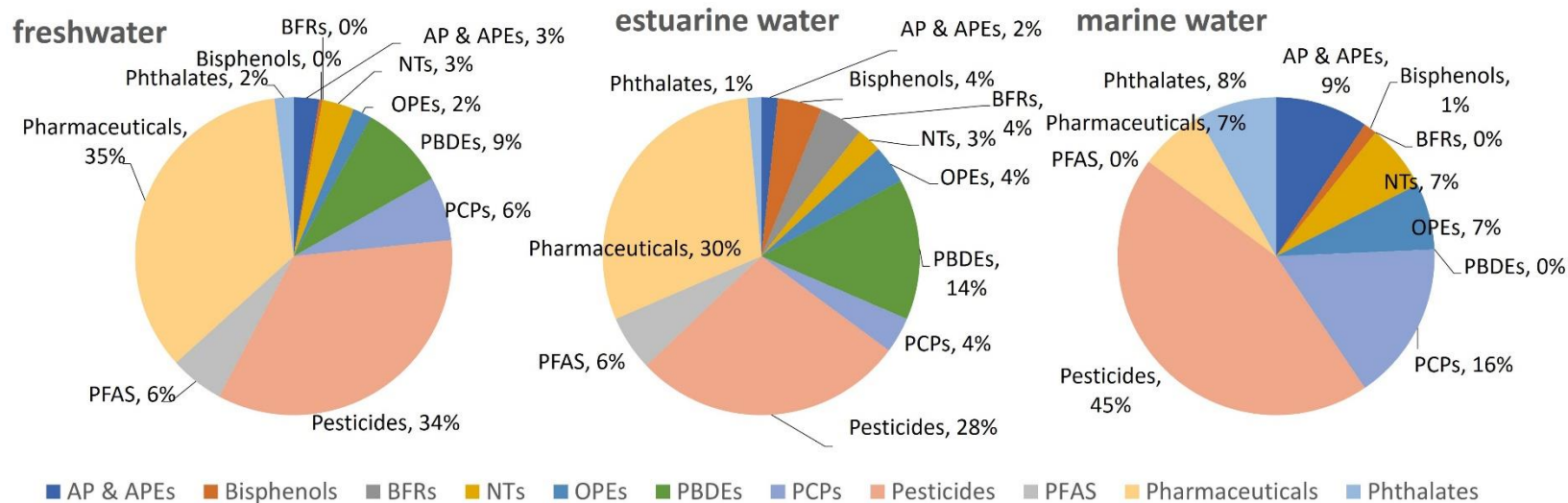


Figure 2.1. Distribution of various classes of constituents of emerging concern (CECs) in surface waters based on the State Water Board dataset. Alkylphenols and alkylphenol ethoxylates are AP & APes, brominated flame retardants are BFRs, natural toxins are NT, organophosphate esters are OPEs, polybrominated diphenyl ethers are PBDEs, personal care products are PCPs, and per- and polyfluorinated alkyl substances are PFAS. Values reported at 0% may range between that and 1% as a result of rounding errors.

2.1.2 State Water Board CEC Dashboard Visualization

The State Water Board intends the collected CEC data to be useful, accessible, and interoperable; to inform all stakeholders about water quality and potential risks in water bodies of interest; and to fundamentally support the mission of the State Water Board's CEC Program. Consistent with the goal to enhance its data culture, the State Water Board invested in a data tool kit to support the State Water Board staff use of any software program to access, manipulate, analyze, and interactively visualize data and to create sophisticated data-based reports and applications. For the purpose of the Panel, *Tableau* (Tableau Software, LLC) was selected as the initial platform that provides a simple interface for interactive geospatial evaluation and allows for advanced data analysis on large or multiple datasets with simple interfaces and dashboards. While *Tableau* was selected, it is one of many options that are available to the State Water Board staff. Further, the underlying dataset is intended to be open access and available for import to other such tools.

The initial State Water Board dataset was compiled as part of the ASC Data Synthesis Project (Sutton et al. 2022) and further refined by the State Water Board working with the Panel in accordance with the methods described in Chapter 2.1.1. The CEC dataset was saved as a MS Excel™ Workbook and published on the State Water Board *Tableau* server for access by the Panel. The *Tableau* workbook was organized with specific attributes such that data could be filtered and visualized using the following user options:

- Results including Sample Result Detected and Sample Result Not Detected¹;
- Site type of freshwater, estuarine, or marine;
- Sample matrix of benthic, biota, bird, mammal, sediment, or water;
- Analyte class of AP/APEs, BFR, Bisphenols, NTs, OPEs, PBBs, PBDEs, Personal Care Products, Pesticides, Pharmaceuticals; and
- Analytes of all CECs included in the State Water Board dataset.

Data filters can be applied by each user and the data display was designed to illustrate results in a time series using an embedded chart and geographically on a map of California. Data can be displayed using a color scale to provide a visual evaluation of

¹ In records where the result was 'non-detect', the method detection limit is shown; in cases where the result was 'non-detect' AND where there was no method detection limit reported, a median method detection limit for the relevant compound in the relevant matrix and site type was used. Chemicals lacking any detected values were not included in the risk assessment and prioritization. For more information on the detection limit see Appendix C and Chapter 2.1.1.

the range of concentrations observed throughout the state spatially. However, for Figures 2.2 to 2.7 we chose to show the geographic scope of the non-detect and detectable results and display the concentrations in a temporal trend insert on the map.

Figures 2.2 to 2.7 illustrate how data filters can be used to visualize non-detected and detected results by matrix and substance class spatially on a map of California. The following examples illustrate the results for the freshwater matrix. Illustrations for select example CECs with a preliminary high monitoring prioritization along with times series information are presented in Chapter 6.

For the examples below, the data are shown for each sampling location, with separate symbols for detected concentrations and non-detect values. All results are reported as ppb ($\mu\text{g/L}$ or $\mu\text{g/kg}$) where non-detects have been replaced with the median detection limit or the actual detection limit where available. The summary table in each figure provides additional information on total number of records and total number with a result reported (i.e., > detection limit).

Figure 2.2 displays results for all matrices and compounds in the dataset. The figure indicates a substantial coverage of California in terms of sampling sites. Of the 449,603 records, 79% were reported as non-detect (grey symbols). From an overall perspective, depending on the specific compound, matrix, and MDL, the non-detects may be useful for informing a subsequent selection process. The sampling date insert shows that the majority of samples were collected in the period 2010-2018.

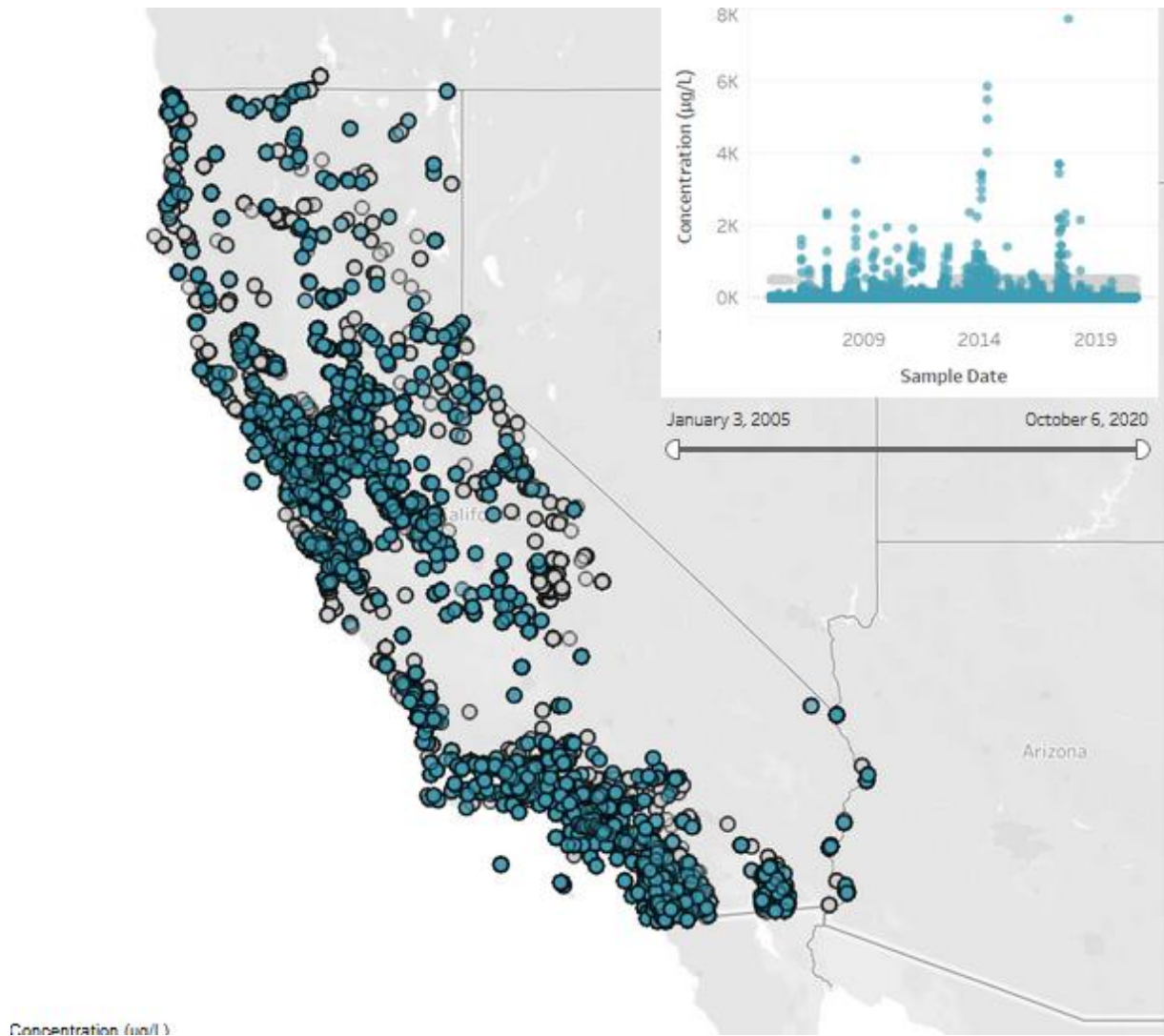


Figure 2.2. California occurrence data coverage for all matrices and all Constituents of Emerging Concern (CECs) in State Water Board Dataset. Total number of records are 595,380 and 381,136 for all matrices and for water, respectively. Total records above the method detection limits (MDLs) are 126,203 and 69,343 for all matrices and for water, respectively. Teal symbols are detected measurements, grey symbols are non-detect measurements, i.e., below MDLs. Concentrations, in micrograms per liter (ug/L) or micrograms per kg (ug/kg), over time in inset plot. Note that detections do not necessarily imply risk or hazard, nor do non-detects necessarily imply lack of risk or hazard.

Figure 2.3 displays data for CECs in fresh, estuarine, and marine surface waters analyzed and reported within the State Water Board dataset. Results are shown for up to 423 analytes and 3,622 sampling locations. The majority of data are from sampling conducted in 2013-2018. Roughly 83% of the fresh, estuarine, and marine water records were reported as non-detect (Table 2.1). The prominence of non-detects is also evident from the horizontal grey lines which are indicative of the same detection limits

being consistently reported in multiple years. However, 14% of the data could not be used because they were listed as zero (1%) or left blank (13%) and thus lacked information to estimate/interpret an MDL.

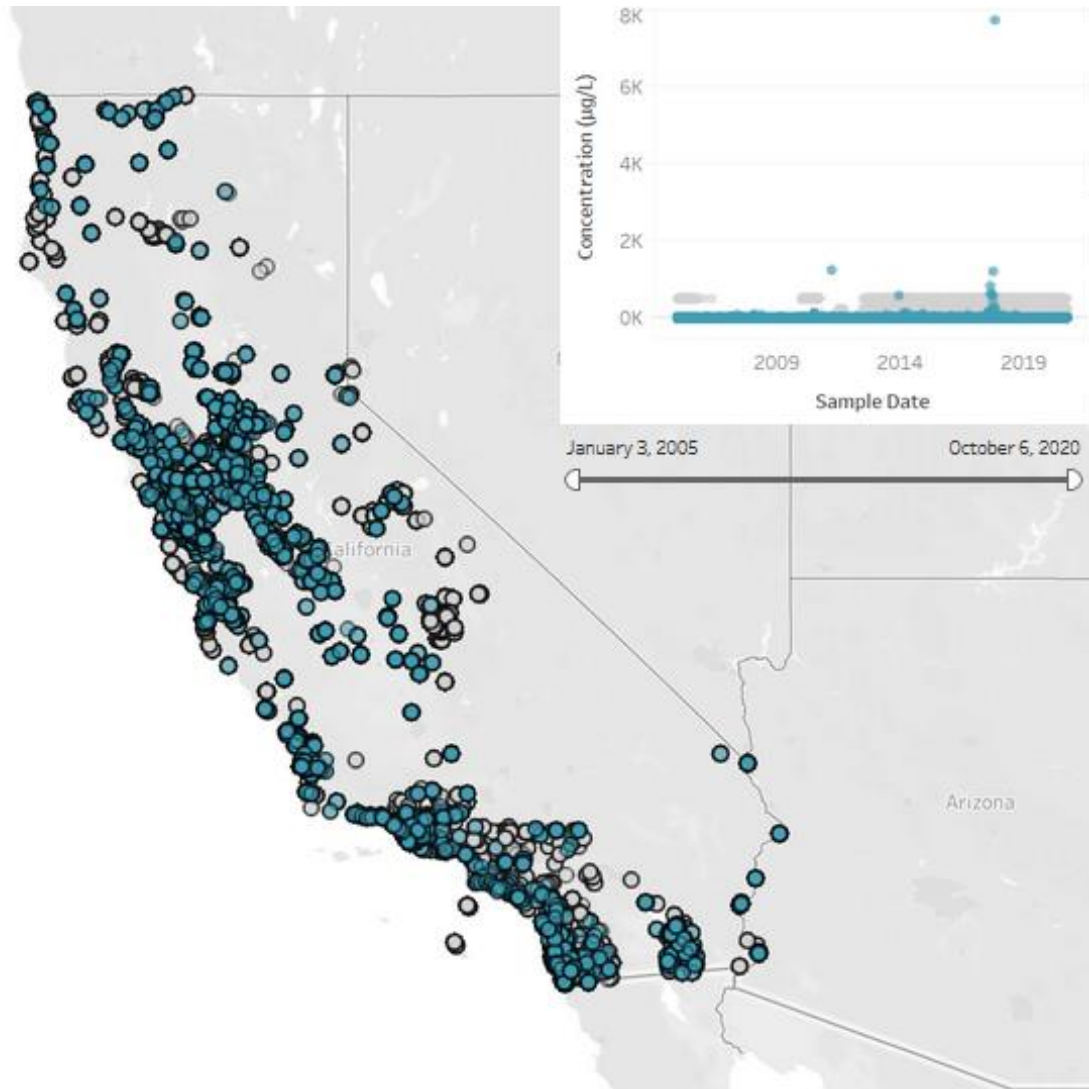


Figure 2.3. California occurrence data coverage for all Constituents of Emerging Concern (CECs) for all water matrices. Teal symbols are detected measurements, grey symbols are non-detect measurements, i.e., below MDLs. Concentrations in micrograms per liter (ug/L) over time in inset plot.

Figure 2.4 displays all usable CEC data for freshwater records, with 235,031 surface water entries. The majority of data are from sampling campaigns conducted in 2009-2018.

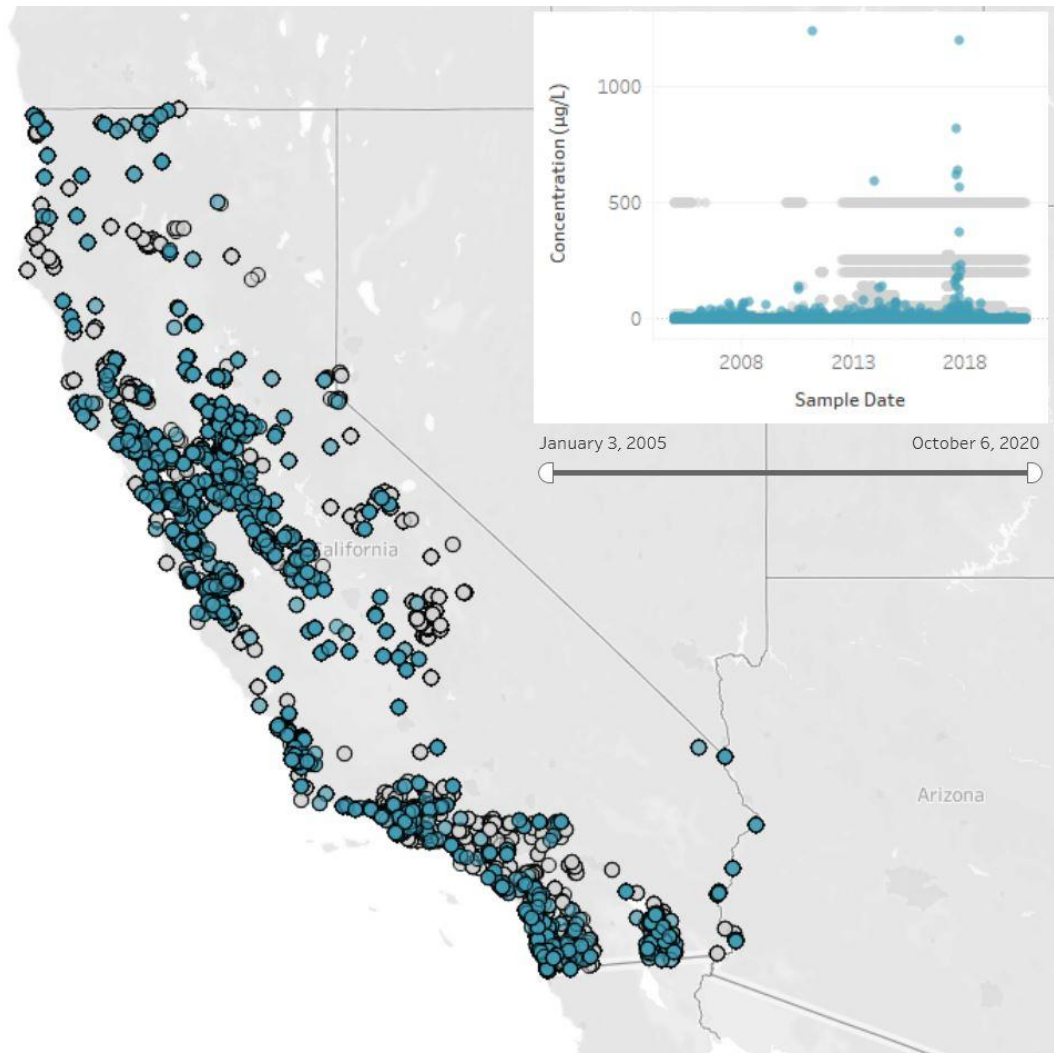


Figure 2.4. California occurrence data coverage for all Constituents of Emerging Concern (CECs) for all freshwater matrices. Teal symbols are detected measurements, grey symbols are non-detect measurements, i.e., below MDLs. Concentrations in micrograms per liter ($\mu\text{g/L}$) over time in inset plot; the outlier data point of 7,700 $\mu\text{g/L}$ has been omitted to provide more more clarity for the other data points.

Figure 2.5 displays results for pesticides in freshwater surface waters, based on results for 99 compounds having at least one detection.

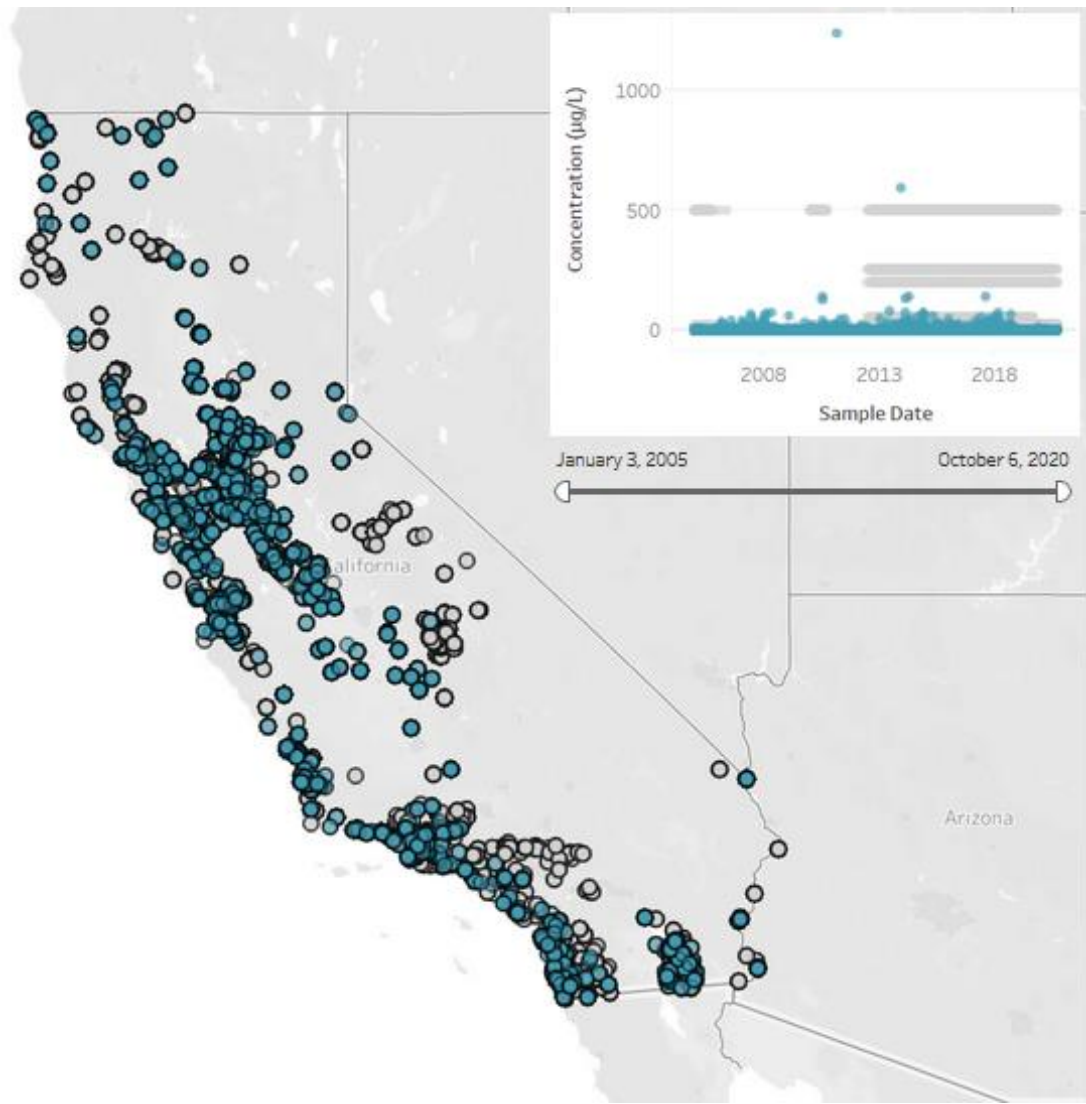


Figure 2.5. California occurrence data coverage for pesticides in freshwater. Teal symbols are detected measurements, grey symbols are non-detect measurements, i.e., below MDLs. Concentrations in micrograms per liter (ug/L) over time in inset plot.

Figure 2.6 displays results for 12 OPE compounds in fresh, estuarine, and marine surface water samples, the majority of results were from estuarine waters.

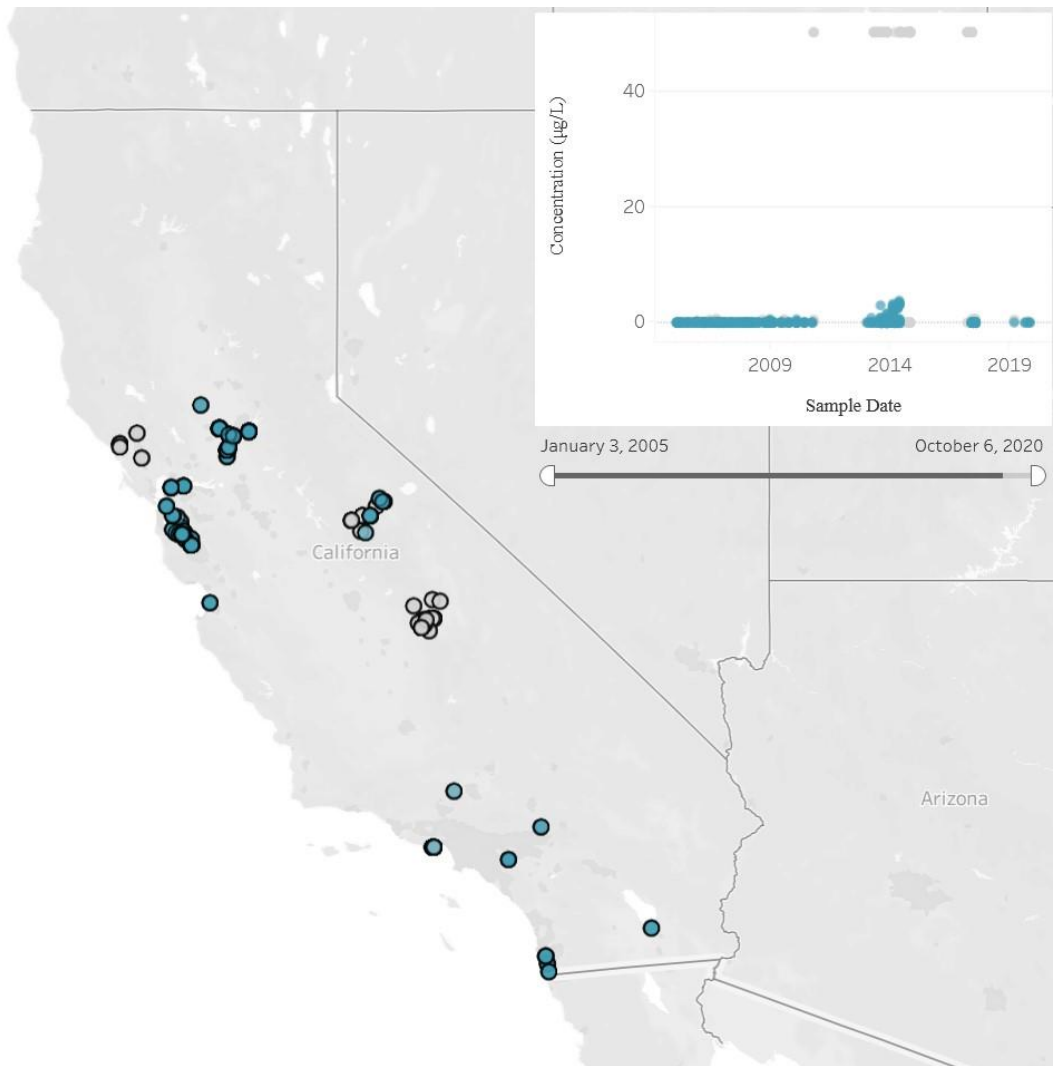


Figure 2.6. California occurrence data coverage for organophosphate esters (OPEs) in freshwater, estuarine, and marine waters. Teal symbols are detected measurements, grey symbols are non-detect measurements. Concentrations in micrograms per liter (ug/L) over time in inset plot.

Figure 2.7 displays results for PBDEs in marine and estuarine sediments. PBDEs were the major group of CECs analyzed for in marine and estuarine sediments representing 62% of all records. A total of up to 63 PBDE congeners were analyzed in sediments (up to 47 detected) classified as “marine” or “estuarine”. The majority of the results were for tetrabromo PBDE congeners 47 and 49 and pentabromo congeners PBDE 99 and 100. In addition, 21 other BFRs were determined in estuarine, marine, and freshwater sediments.

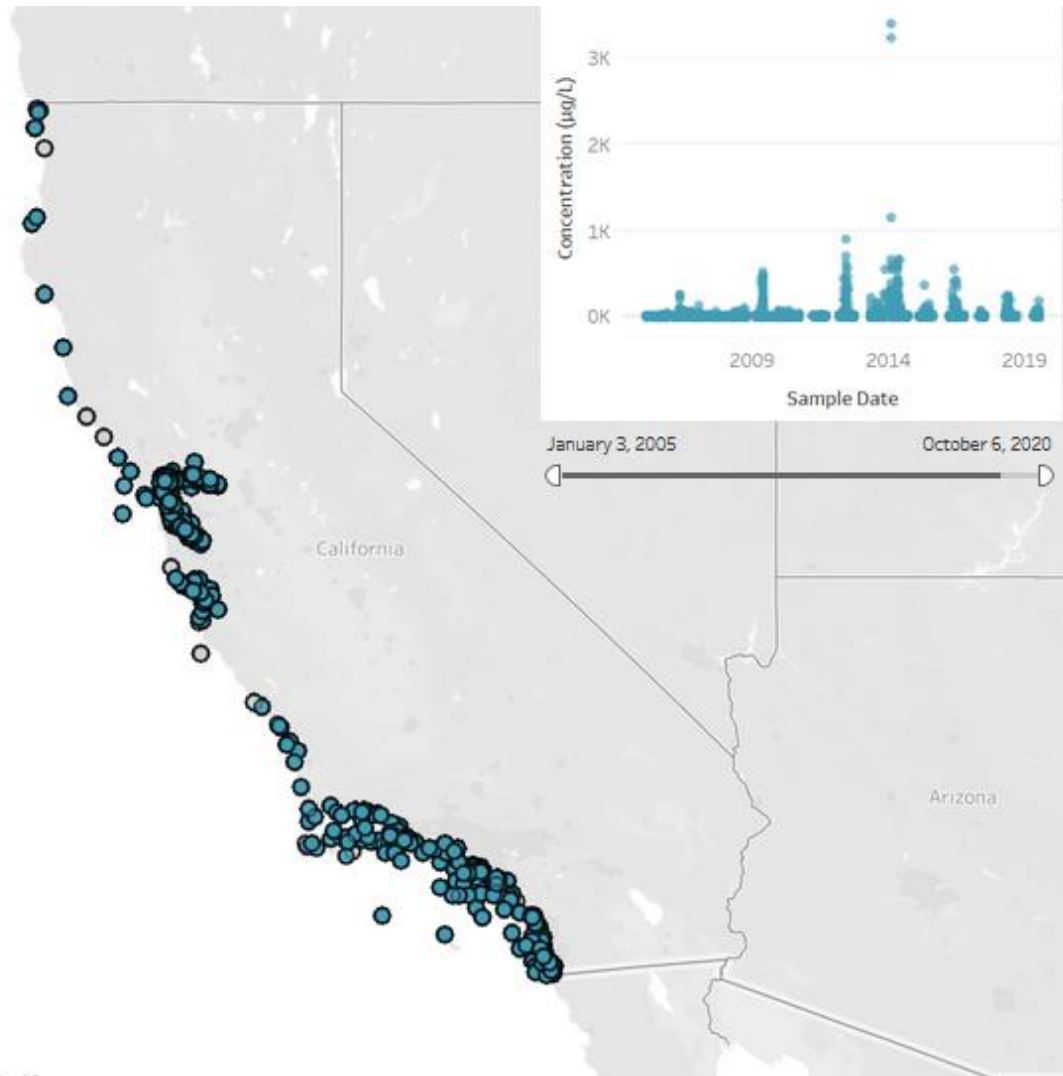


Figure 2.7. California occurrence data coverage for polybrominated diphenyl ethers (PBDEs) for marine and estuarine sediments. Teal symbols are detected measurements, grey symbols are non-detect measurements. Concentrations in micrograms per kg (ug/kg) or parts per billion (ppb) over time in inset plot (detection limit values obscured by detected values).

2.2 Summary

The State Water Board dataset used in this report was assembled in a data synthesis report prepared by ASC (Sutton et al. 2022) and was based on monitoring records for 11 classes of CECs analyzed from 2005 to 2022 in California's ambient aquatic ecosystems. The majority of the records were for surface waters (64%); sediment constituted 27%. The Panel focused its assessment on the surface water records in fresh, estuarine, and marine settings. Pesticides and pharmaceuticals constituted most of the chemicals analyzed in freshwater and estuarine samples (69 and 58%,

respectively). A large number of records were available for surface waters (235,031 in freshwater) and geographic coverage was very good with results from up to 3,622 sampling stations. However, only 5% (marine waters) to 42% (freshwaters) of the records reported detectable concentrations. But the detections do not necessarily imply risk or hazard, nor do non-detects necessarily imply lack of risk or hazard. Subsequent chapters put the detects in the context of risk.

There was a substantial amount of CEC data collected since the Panel was last convened. However, since the data came from many different sources with various data quality standards, this not only took a substantial amount of time to try to reconcile the differences, but also highlighted the need for statewide guidance on data quality objectives for CEC monitoring. For example, the lack of the latitude/longitude information for 26% of surface water results severely limited the utility of the data. Further complicating the records, detection limits for individual analytes often spanned several orders of magnitude, were listed as zero, or left blank. This seems to have been due to multiple agencies providing data with different reporting limits. When calculating the MEC (i.e., the 90th percentile) for a CEC, the Panel utilized the available detection limit information and substituted the median CEC-specific detection limit for non-detect samples of that CEC, as long as that CEC was detected in at least one sample. This resulted in 90th percentiles for the substituted datasets being higher than the 90th percentiles based only on reported data for many pesticides and pharmaceuticals. On the other hand, it enabled better use of the available data for highly censored chemicals that had at least some detectable levels. Visualization of the data with *Tableau* enables more detailed evaluation of the data as illustrated in Figures 2.2 to 2.7 including geographic coverage for detects and non-detects, frequency of sampling, and temporal trends in concentrations.

3. OTHER SOURCES FOR MEC OCCURRENCE DATA

To inform what CECs should be considered in monitoring programs in California, occurrence data sources beyond the State Water Board dataset, both within the State of California and outside of it, can be used to identify applicable analytical methods and reporting limits for these CECs (in response to Charge Question #1b). In addition to the use of target analyses methods, important known and unknown biological effects for specific or classes of CECs could be assessed using non-targeted analyses (NTA) (in response to Charge Question #5). These approaches need to be critically evaluated to determine how well they assess biological effects of classes of CECs to sentinel species in fresh, estuarine, and marine water ecosystems.

Non-targeted analyses are highly valuable when developing comprehensive programs for identifying potential substances of environmental risk. Non-targeted analyses generally include mass spectrometric techniques, bioassays, and iterative combinations of instrumental and bioanalytical techniques. More broadly, suites of metals and other elements are also part of comprehensive NTA, whereby modern instruments are capable of identifying nearly any atom in the periodic table (i.e., Inductively Coupled Plasma Mass Spectroscopy). Non-targeted analyses also can include surrogate species, such as on-line UV transmittance, fluorescence, and total organic carbon.

3.1 Background – Expanding the Focus to Other Sources and “New” CECs

Water is especially susceptible to pollution since human activities produce both solid, liquid, and gaseous waste streams that ultimately can enter natural water systems. Everyday new natural and synthetic chemical substances are discovered, many of which ultimately enter the market in a very wide diversity of commercial products. Targeted analyses are limited to substances that have known or suspected occurrence in the environment; however, these analyses measure only a small subset of the chemical substances that can and do occur in the environment. Regulatory requirements are the largest driver of targeted analyses in most environmental scenarios. For instance, both the World Health Organization (WHO) and the U.S. EPA provide guidance and/or standards for approximately 100 parameters for public water systems. However, over 200 million organic and inorganic substances were registered by Chemical Abstract Services (CAS) as of January 2023 (<https://www.cas.org/cas-data/cas-registry>) and an additional 20,000 have been estimated to be added each day. These numbers are even more confounded by the nearly infinite amount of transformation products that can, and will, form during certain water treatment processes or processes that occur naturally in receiving waters. Therefore, many chemical substances that may have a detrimental impact to the environment and/or

human health may not be discovered until deleterious effects are observed. For these reasons, the Panel decided to consider data from sources beyond measured environmental concentrations within the State of California (Chapter 3.2) and has provided refined recommendations regarding the use of instrumental and bioassay non-targeted analyses (Chapter 3.3).

3.2 Additional Information Considered

The Panel sought to include other chemicals that were not reported to the State Water Board statewide dataset. The first source was a literature survey prepared for the ASC report (Sutton et al. 2022) which included data for chemicals in surface waters, sediments, stormwater, wastewaters and biota in California from the peer-reviewed literature. From those data 25 compounds were identified that were not in the State Water Board CEC dataset for surface waters. Only substances with detected concentrations were included. Appendix E lists these “new CECs” along with data sources.

The Panel also conducted a search of studies utilizing NTA to identify a broader range of CECs in environmental media in California and the U.S. West Coast over the period 2012-2022 (Appendix F). The search revealed 25 peer-reviewed articles reporting over 500 substances identified with analytical standards to Level 2 confidence (chemicals with well-defined fragmentation and library spectrum match (Schymanski et al. 2014)). The NTA studies reported only a limited number of compounds with measured water concentrations that were not already in the State Water Board CEC dataset for surface waters. These are included in Appendix E.

The third source of novel chemicals included the UBA database (UBA 2021) and peer-reviewed published papers for studies of CECs in surface waters in California that were not reported in the State Water Board CEC dataset. The database was searched for chemicals reported in studies of surface waters in the USA and Canada. This search yielded MECs for 93 compounds that were not in the State Water Board CEC dataset (Appendix E).

In total 133 compounds were included in the “new CECs” list. A subset of these were assessed as discussed in Chapter 4. Twenty-one compounds were selected for prioritization including 6PPD-quinone, a compound highly toxic to coho salmon (*Oncorhynchus kisutch*) and other salmonid species (Tian et al. 2021; Brinkmann et al. 2022) (Chapter 6.1.2).

3.3 Non-Targeted Analysis (NTA): Instrumental and Bioassay Screening Techniques

Non-target analysis offers a means to identify substances in water that may have not been previously reported. The predominant steps of instrumental NTA of water involve extraction and concentration of substances in water followed by gas chromatography (volatile substances) and liquid chromatography (semi- or non-volatile substances) most commonly coupled to mass spectrometric instrumentation. In addition, *in vitro* bioassays are becoming widely used to screen for types of toxicity relevant to human and/or environmental health and inform the type of CECs that may be present. Thus, effects-directed analyses (EDA) utilize an iterative approach of toxicity screening of water extracts, followed by instrumental NTA. Generally, EDA relies on fractionation of the water extract by polarity, molecular volume, and/or other means.

Over the past 10 years since the original report from this Panel was published, several new developments in both bioanalytical and instrumental NTA have occurred. However, much of the new technologies are related to automation in sample extraction, fractionation, and fluid handling for *in vitro* bioassays. In addition, genomic technology has grown immensely over the past decade and the costs for polymerase chain reaction and sequencing have been reduced. Thus, while reporter gene assays remain the dominant *in vitro* bioassay for water screening, these systems are generally limited to one endpoint (i.e., estrogenicity) and even more limited by the endogenous or synthetic binding site. Regardless, the Panel maintains that bioassays provide additional information of value when screening for new substances in the environment that may have adverse bioactivity. However, as described in detail in the previous report (Anderson et al., 2012), bioassays alone do not identify or quantify any specific chemical or chemicals. Conversely, the bioassay provides a measure of bioactivity related to a specific or general mode of toxicity. If bioactivity is observed in a particular environmental sample, the identification and quantification of the causal substance(s) will require instrumental analytical chemistry approaches. Often, the extract from a particular water sample with bioactivity, as determined using an *in vitro* bioassay, will then be fractionated. In other words, the complex mixture of chemicals within a particular extract will be separated by molecular volume, polarity, volatility, or other means, and collected as individual parcels from the original extract. Fractionation by polarity seems to be the most commonly employed fractionation method. By isolating the bioactivity into a particular fraction(s), the analytical NTA can then be applied to help elucidate the structure(s) responsible for observed toxicity. Ultimately, a mass/activity balance can be evaluated, such that the potency of the particular compounds identified can be added to see if the compounds identified and the quantity present equal the bioactivity observed within the original mixture.

According to a survey conducted by the Global Water Research Coalition (GWRC), 75% of water sector stakeholders believed that EDA would improve existing water quality monitoring and over 77% believed that effects-based monitoring would increase consumer confidence about micropollutants in water resources (GWRC 2021). While most respondents indicated that EDA techniques are likely to be more cost effective as compared to targeted monitoring, the limitations for implementation included cost, feedback/support for result interpretation, and lack of guidelines/standards. The GWRC is conducting a comprehensive review of methodologies, trigger values, and decision-making tools for implementation of EDA for water quality and safety assessment (GWRC 2021). Another activity that suggests higher support for *in vitro* assays for water quality and safety assessments comes from the US EPA's decision to eliminate all research and funding for mammalian testing by 2035 (<https://www.science.org/content/article/us-epa-eliminate-all-mammal-testing-2035>).

One relevant example was published in 2016, which used a glucocorticoid-receptor (GR) reporter gene *in vitro* bioassay with iterative fractionation and high-resolution mass spectrometry, to identify several synthetic glucocorticoid pharmaceuticals which were not previously reported (Jia et al. 2016). Some of the GR compounds discovered and reported for the first time in that manuscript are included in the State Water Board CEC dataset used by the Panel. The authors used an automated solid-phase extraction system to process 1-L water samples. Using high-resolution liquid chromatography with quadrupole time-of-flight mass spectrometry (LC-QTOF) technology, several novel GR pharmaceuticals were discovered. After structural identification from LC-QTOF and from review of the literature, a targeted LC-MS/MS method was developed for simultaneous analysis of sub-ng/L concentrations of 26 GR-activating compounds in highly complex natural water matrices (Wu et al. 2019). As compared to the observed bioactivity, four synthetic glucocorticoids (i.e., triamcinolone acetonide, flucinolone acetonide, clobetasol propionate, and fluticasone propionate) predominantly accounted for the observed GR activity.

In addition to identification of bioactivity, bioassays can also be applied to novel chemicals identified in the environment to provide a general sense of the types and severity of biological effects that may occur through exposure. For instance, a variety of substances have been shown to leach from polymeric-based products, such as tires used predominantly on land transport vehicles. While several recent studies have identified 6PPD quinone as an ichthyotoxic compound in tire leachate (Brinkman et al. 2022), 1,3-diphenylguanidine (DPG) is also commonly used as a secondary accelerator in the sulfur-vulcanization of rubber and other polymers (dos Santos 2022). DPG has been found to be one of the main leachate products of tires and from high density polyethylene pipes and is currently considered ubiquitous in surface waters around the world ranging from low ng/L to ug/L concentrations. Instrumental NTA approaches have

been attributed to the detection of DPG in the environment. Fish gastric juices have also been shown to induce DPG leaching from plastics along with a subsequent increase in toxicity (Chen et al. 2021). However, recent research has shown that this ubiquitous environmental contaminant becomes increasingly toxic after chlorination at conditions relevant to drinking water treatment (dos Santos et al., 2022). The increased toxicity includes genotoxicity and altering mitochondrial bioenergetics. Furthermore, using the latest generation of life science tools unveils that several cellular pathways implicated in carcinogenic responses *in vivo* were activated (i.e., regulation of double strand DNA break repair, DNA recombination, and histone modification). In totality, the future of environmental monitoring will likely depend heavily on NTA techniques that can now be readily combined with the latest generation of genomic and cellular respiration tools.

Since the Panel's previous report, several EDA studies have been undertaken within the State of California. A recently peer-reviewed publication evaluated receptor-based cell bioassays to assess estrogen- and glucocorticoid-activity in samples from three California watersheds (Maruya et al. 2022); a technical report describes analogous efforts that also evaluated non-targeted analysis in the Southern California Bight (Mehinto et al., 2022). Similar studies were performed in waters of the Central Valley (Lavado et al. 2009) and San Francisco Bay Delta (Schlenk et al. 2012) as well as the effluent dominated Santa Ana River (Harraka et al. 2021). Most of these studies compared targeted CEC analyses to observed bioactivity. Most samples in the Maruya et al. (2022) study had little to non-detectable bioactivity, with corresponding targeted analyses generally capable of accounting for bioactivity observed. River sediment samples contained certain pesticides (bifenthrin, permethrin, and fipronil) at concentrations that may pose an aquatic risk. In contrast, studies in the Central Valley and San Francisco Bay Delta identified several areas where ER activity was above 100 ng/L of estradiol equivalents. Compounds that co-eluted within active fractions were bifenthrin, diuron, and several nonylphenol compounds (Schlenk et al. 2012). Additional studies in WWTP effluents generally were also positive for estrogen receptor (ER) and GR *in vitro* bioactivity. However, aryl hydrocarbon receptor (AhR) bioactivity was generally not detected or not reported. The Panel discussed the AhR challenges reported by water stakeholders in California, where poor recovery of the positive control (2,3,7,8 TCDD) hindered monitoring efforts. The Panel suggested that a unique sample extraction technique would likely be required for higher TCDD recovery and that the positive controls using polycyclic aromatic hydrocarbons are likely more appropriate to water considering the very low solubility of TCDD. In contrast to water extract studies, evaluations of marine sediment extracts were positive for AhR and GR bioactivity (Crago et al. 2016) and ER activity (Schlenk et al. 2005). Thus, from the data provided to the Panel, the ER and GR bioassays appear to be robust and reliable, whereas the AhR bioassay would require further refinement for sample extraction and preparation including for positive controls for application in aquatic ecosystems.

While bioassays offer a wealth of important information regarding the potential for biological effects from discrete CECs and mixtures of substances present in water, regulatory frameworks remain predominantly focused on individual chemicals. For this reason, the identification and quantification of substances remains paramount. Previous panel reports provide in-depth information regarding quality assurance and quality control (QA/QC) measures that are vital to accurate and precise data. Instrumental NTA is particularly difficult to assess the QA/QC as analytical standards are rarely used beyond potential internal standards that may, or may not, be relevant to the compounds identified. Moreover, in general, instrumental NTA is less sensitive as compared to targeted analysis. This can be particularly frustrating when comparing targeted to non-targeted analyses. In multiple studies, NTA was able to identify substances not included in targeted analyses; however, the opposite is also true. Targeted analyses can often quantify compounds that are invisible to NTA due to orders of magnitude greater sensitivity. While NTA is a valuable tool for characterizing complex mixtures of CECs and for compound discovery in environmental matrices when optimally used, it is important to acknowledge such limitations of NTA techniques, as detection and unambiguous identification of unknown compounds remains challenging.

4. EFFECTS ASSESSMENT

4.1 The Panel's Approach to Identify Monitoring Trigger Levels

The 2022 Panel used an approach similar to that used by the 2012 Panel to determine MTLs for CECs (Anderson et al. 2012). A CEC's MTL is the concentration at which biological endpoints for a species of interest have the potential to be adversely affected, and are derived from the toxicological literature. An important caveat is the discussion below regarding the high level of conservatism inherent to the MTLs presented in this report. With presumably more data available, the Panel anticipated additional certainty regarding the availability of thresholds that could be used to derive MTLs and provide guidance for safety factor assessments. However, toxicity assessments for each of the 300+ chemicals were challenging to identify, mainly because of scarcity of data, and because toxicity studies are rarely performed using similar methods and endpoints by different investigators. The panel reviewed a variety of sources to identify the MTLs, as described below. To err on the side of safety, the panel took the lowest values found in the consulted databases. This conservative approach is likely to be overprotective, but the Panel thought it would be better to use stringent MTLs for chemicals for the application of the risk-based prioritization process, erring on the side of including a CEC that perhaps should not be on the list, rather than excluding a CEC that should be on the list. The most important known biological effects for identified CECs were compiled by the Panel and used to assess biological effects of classes of CECs to sentinel species in fresh, estuarine, and marine water ecosystems by determining relevant MTLs, in response to Charge Question #5.

The Panel's initial strategy was to use the toxicity levels identified by ASC. However, many toxicity values included in the ASC dataset were defined as 'Predicted No Effect Concentrations (PNECs)', which are concentrations predicted to have no toxicological effect, and are derived using various methods and safety factor assessments. Because the transparency of safety factor assessments was often unclear, instead of relying on the dataset provided by ASC, members of the Panel reviewed toxicity information for each individual chemical on the list of 300+ chemicals of interest, in the various databases described below, identified the most sensitive endpoint, and applied a consistent set of safety factors. The work effort was gargantuan but resulted in a list with uniformly derived conservative MTLs (see Appendices E and H). While most of the data available in databases is for freshwater, the Panel extrapolated values to the other matrices using a uniform set of rules, as described below.

Examples of databases used for threshold determination included values from the U.S. EPA, Office of Pesticide Programs in the form of Aquatic Benchmark values for

pesticides <https://www.epa.gov/pesticide-science-and-assessing-pesticide-risks/aquatic-life-benchmarks-and-ecological-risk#aquatic-benchmarks>. Given that Aquatic Benchmark values are not available for other chemicals, MTLs were also obtained from the Computational Toxicology (CompTox) Database <https://comptox.epa.gov/dashboard/> and the NORMAN database (<https://www.norman-network.com/nds/>). Both databases have compiled information for thousands of chemicals including pesticides, industrial chemicals, pharmaceuticals, personal care products, and metabolites/degradation products.

Following the identification of a threshold endpoint; Lethal/Effect Concentration affecting 50% (L/EC50); No Observed Effect Concentration (NOEC) or Lowest Effect Concentration (LOEC) were used, various ten-fold (10x) uncertainty factors were applied to threshold endpoints to address uncertainties associated with: extrapolating from acute to chronic endpoints; extrapolating from freshwater to saltwater environments; and whether the compound was listed as an endocrine disruptor on the U.S. EPA CompTox dashboard, or in the literature. Please see Appendix D for examples of how to find MTL information in each of these databases.

The Aquatic Benchmark database was used to determine the MTLs for pesticides (Fig. 4.1). The chemicals are listed in alphabetical order in the database. As shown in the figure, the lowest toxicity threshold value provided by the database for plants, invertebrates, or vertebrate categories was used. For example, the lowest toxicity value identified in the database for atrazine was 1 ug/L for nonvascular plants. In general, thresholds for chronic endpoints tended to be lower than acute endpoints in the Aquatic Benchmark database.

Pesticide	Year Updated	CAS number	Freshwater Vertebrate		Freshwater Invertebrates		Nonvascular Plants ⁵	Vascular Plants ⁶	Office of Water Aquatic Life Criteria	
			Acute ¹	Chronic ²	Acute ³	Chronic ⁴			Acute	Chronic
Atrazine ↗	2016	1912-24-9	2650	5	360	60	< 1	4.6		

Figure 4.1. Example screenshot of the U.S. Environmental Protection Agency (EPA) Aquatic Benchmark database output for atrazine, in micrograms per liter (ug/L).

The CompTox Chemicals Dashboard is the U.S. EPA database that includes a compilation of several databases maintained by EPA in a one-shop format for human and ecological toxicity effects. The database has 906,511 chemicals listed as of August 2022. It is searchable by chemical name or CAS number. Within the CompTox database, the Panel searched chemicals in the Hazard Tab using the point of departure information for Ecological receptors. This is the same information that one would obtain directly from U.S. EPA's Ecotox database. The CompTox database provided endpoints from actual toxicity assays in the form of L/EC 50s, NOECs or LOECs, and identified if

the endpoint was reproduction, growth, or survival. The lowest toxicity value available for an aquatic species was selected as the MTL. Toxicity values for terrestrial plants (e.g., lettuce) were not selected for MTL development. If the lowest value available was an acute endpoint, an acute:chronic safety factor was applied (lowest value/10). Exception was given to reproduction studies which were always considered chronic and the acute:chronic safety factor was not applied.

The Panel prioritized values for reproduction over those for growth or survival or for any biochemical or histological response. The rationale for the focus on reproduction was that for most compounds, reproduction was a chronic endpoint that is more closely aligned with population impacts. However, in some instances reproduction was listed as an “acute” response based upon the duration of exposure rather than the effect. In those cases, “acute” response thresholds were lower than “chronic” response thresholds. If survival was used as an endpoint, then the 50th percentile was used. If reproduction was used, then the NOEC or LOEC was used. If the LOEC was lower than the NOEC, then the LOEC was used.

In addition to toxicity information, the Panel determined if a chemical was an endocrine disruptor by looking at the Executive Summary page for each chemical where U.S. EPA assigns chemicals as to their potential for endocrine activity, based mainly on their bioactivity assays with estrogen and androgen receptors. The Panel used the information as presented by U.S. EPA. Information for how the Panel navigated this database is shown in Appendix D. However, in some cases (e.g., atrazine), the literature was used to determine whether a compound should be categorized as an EDC. It is likely that future expert analyses may be needed to confirm identification.

The NORMAN database is a network of information maintained in Europe but also including many countries around the world that also houses a collection of databases for information on chemicals in the environment. The NORMAN “Ecotoxicology Database” lists values for over 94,418 chemicals based on either experimental endpoints from ecotoxicology assays or predicted by quantitative structure-activity (QSAR) models. The experimental studies are available in a range of matrices including freshwater, marine water, sediments, and tissue. They include values from acute and chronic studies. Only 2,197 chemicals, however, have PNECs derived experimentally, so the vast majority come from QSAR models based on *Selenastrum capricornutum*, *Daphnia magna*, or fathead minnow (*Pimephales promelas*). In most cases, the NORMAN database applied a series of safety factors that ranged from 10 to 1,000. The QSAR-based values were predicted as 72 hr EC₅₀ values for *Selenastrum capricornutum*, 48 h LC₅₀ values for *Daphnia magna*, or 96 h LC₅₀ values modeled for fathead minnow. In those cases, safety factors were removed and final MTLs were derived using the Panel’s recommended safety factor assessment strategy. Lastly, literature-based thresholds using the endpoints above were also used in some cases

with subsequent application of safety factors depending upon the uncertainty of the matrix or the endpoints (see below).

As shown in Figure 4.2, once the occurrence dataset was vetted for quality assurance and control, toxicity values were evaluated from the databases above or the scientific literature. In general, preference was given to U.S. EPA Aquatic Benchmarks (Pesticides) and CompTox data with subsequent use of the NORMAN database, if the compound was not found in CompTox.

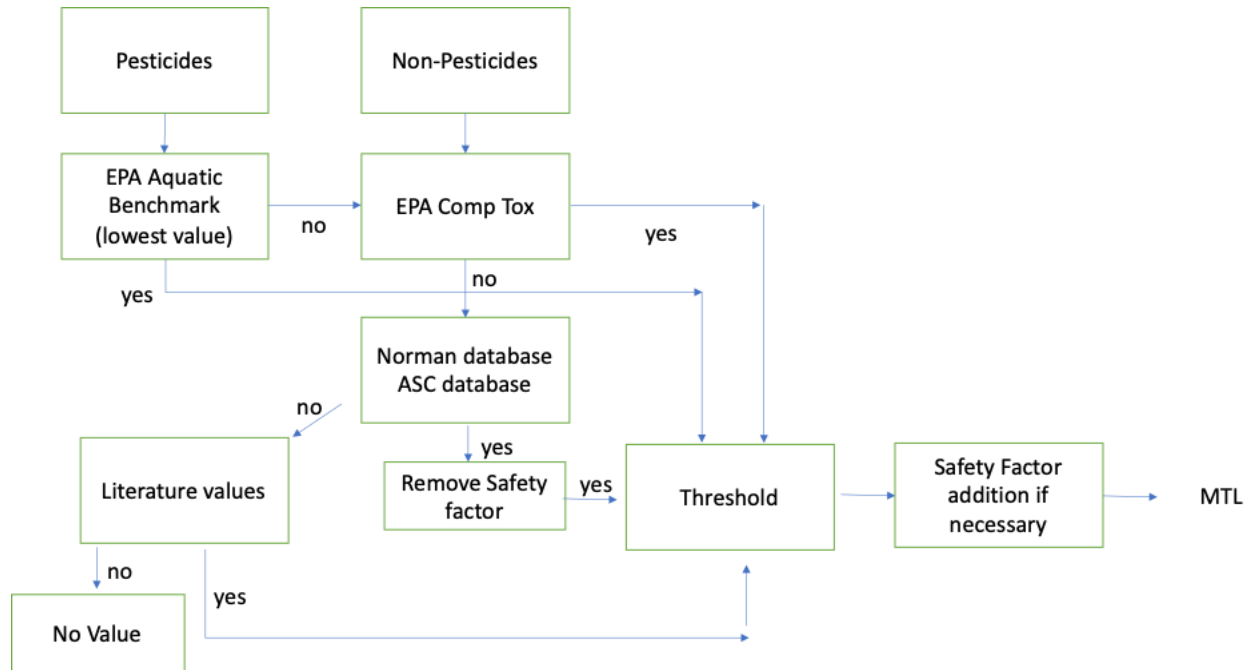


Figure 4.2. Conceptual framework to derive monitoring trigger levels (MTLs).

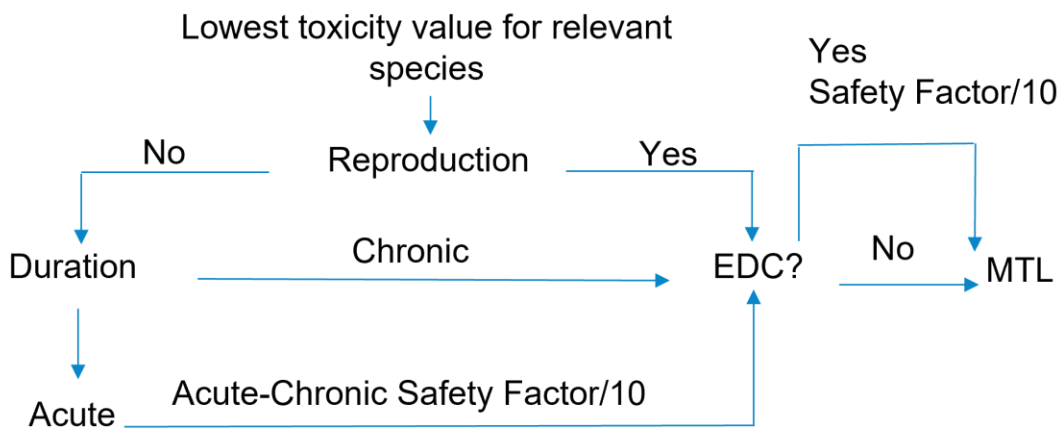


Figure 4.3. Flow chart of calculations for monitoring trigger levels (MTLs) from database endpoint selections.

When deriving marine or estuarine water MTLs based on a freshwater MTL, a 10-fold uncertainty factor was applied. While recent studies of 104 different organic and inorganic compounds have indicated no significant differences in acute toxicity between freshwater and saltwater (Yanaigihara et al. 2022), other studies have shown significant increases in toxicity in saltwater compared to freshwater. The increase in toxicity may be structurally mediated and focused on sublethal toxic responses (Schlenk and Lavado 2011). Consequently, with the goal of including rather than excluding a CEC in the monitoring program, the Panel selected a more conservative approach by applying a 10-fold freshwater to saltwater uncertainty factor. However, it is recommended that endpoints from marine species from CompTox, NORMAN or peer-reviewed literature be utilized to derive MTLs for that matrix. For the MTLs calculated in this report, only freshwater organism MTLs were used with subsequent safety factor adjustments to determine saltwater MTLs. There are a few chemicals for which saltwater values exist in these databases. These were not used in this report.

While MTLs for the sediment matrix are not the focus of this report, the Panel provided training to State Water Board staff in how to develop these values. MTLs for the sediment matrix would be derived using an approach similar to that used for the freshwater matrix. Essentially, NOECs would be targeted with the lowest value prioritized, and if not available, a 10-fold uncertainty factor would be applied to account for uncertainties associated with the acute to chronic extrapolation. (Note that in this report, the term “uncertainty factor” is used interchangeably with “safety factor”). A 10-fold uncertainty factor for EDC potential would be used if the compound was identified as such by the U.S. EPA CompTox database, and a 10-fold uncertainty factor would be applied to derive estuarine/marine sediment MTLs if toxicity values were unavailable for organisms in this medium.

4.2 Other Approaches to Derive MTLs

In cases where no MTLs for CECs can be adopted from established toxicity databases as described in Chapter 4.1, there are only a few methods to perform read across among species. One excellent method is the use of the web-based program entitled Sequence Alignment to Predict Across Species Susceptibility (SeqAPASS; <https://seqapass.epa.gov/seqapass/>). This program predicts how a chemical may act across species by quantifying the *in silico* determined binding affinity of chemicals for their receptors in the species depending on the similarity of amino acids within a binding pocket. This approach is useful when moving to “*in silico*” approaches when expanding risk assessment to sensitive species.

In the future, based on the concept of Adverse Outcome Pathways, it may be possible to determine the likely initiating molecular event (MIE) that leads to adversity in apical

endpoints that are useful for risk assessment. These initiating molecular events can be measured by *in vitro* assays using cells rather than whole organism toxicity tests. Currently AOPs are qualitative, but the field is moving to determining quantitative AOPs. The U.S. EPA is developing high throughput assays that can be used in this manner and validating them through *in vitro* to *in vivo* experiments that show that the initiating molecular event is essential through key events to result in adversity at the apical level. They have developed over 700 assays to cover over 300 signaling pathways (<https://www.epa.gov/chemical-research/toxcast-data-generation-toxcast-assays>). This database will be useful in the future to develop MTLs as *in vitro* to *in vivo* experiments are validated to compare EC₅₀ values. While these methods are still in their infancy, there is likely considerable movement within the U.S. EPA to use this type of assay in the future.

5. OVERVIEW OF THE PROCESS TO IDENTIFY AND PRIORITIZE CECs FOR MONITORING AND FURTHER EVALUATION

This chapter and Chapter 6 describe the process recommended by the Panel to identify CECs to be included in a monitoring program or that may require further evaluation other than monitoring in response to Charge Questions # 2 and 6. The general approach follows the risk-based screening process recommended by the 2012 Panel's earlier report (Anderson et al. 2012). Namely, derivation of a monitoring trigger quotient (MTQ) by dividing either the CEC-specific MEC or predicted environmental concentration (PEC) by the CEC-specific MTL. Given the existence of a substantially larger California-specific dataset than what was available in 2012, the screening process has been updated to prioritize CECs for monitoring based on a combination of the magnitude of the MTQ, and the presence or absence of a trend in concentration, sample size, and differences between MTQ_{detect} than MTQ_{sub} considering the State Water Board dataset. The CEC identification and monitoring prioritization process is not uniquely applicable to the State Water Board dataset. If other datasets have available monitoring data, the prioritization process can be applied to those as well. However, in this report, the process is applied to just the State Water Board dataset and additional data sources.

The overall CEC identification and prioritization process is divided into two screening stages as illustrated in Figure 5.1. The first stage consists of a conservative preliminary monitoring prioritization screening described in Chapters 5.1 and 5.2. The second stage is a refined monitoring prioritization (described in Chapter 6.2) that takes into account considerations such as sample size, differences between MTQ_{detect} and MTQ_{sub} , geographic and temporal distribution of monitoring data to evaluate the presence of trend, and comparison of method detection limits to MTLs.

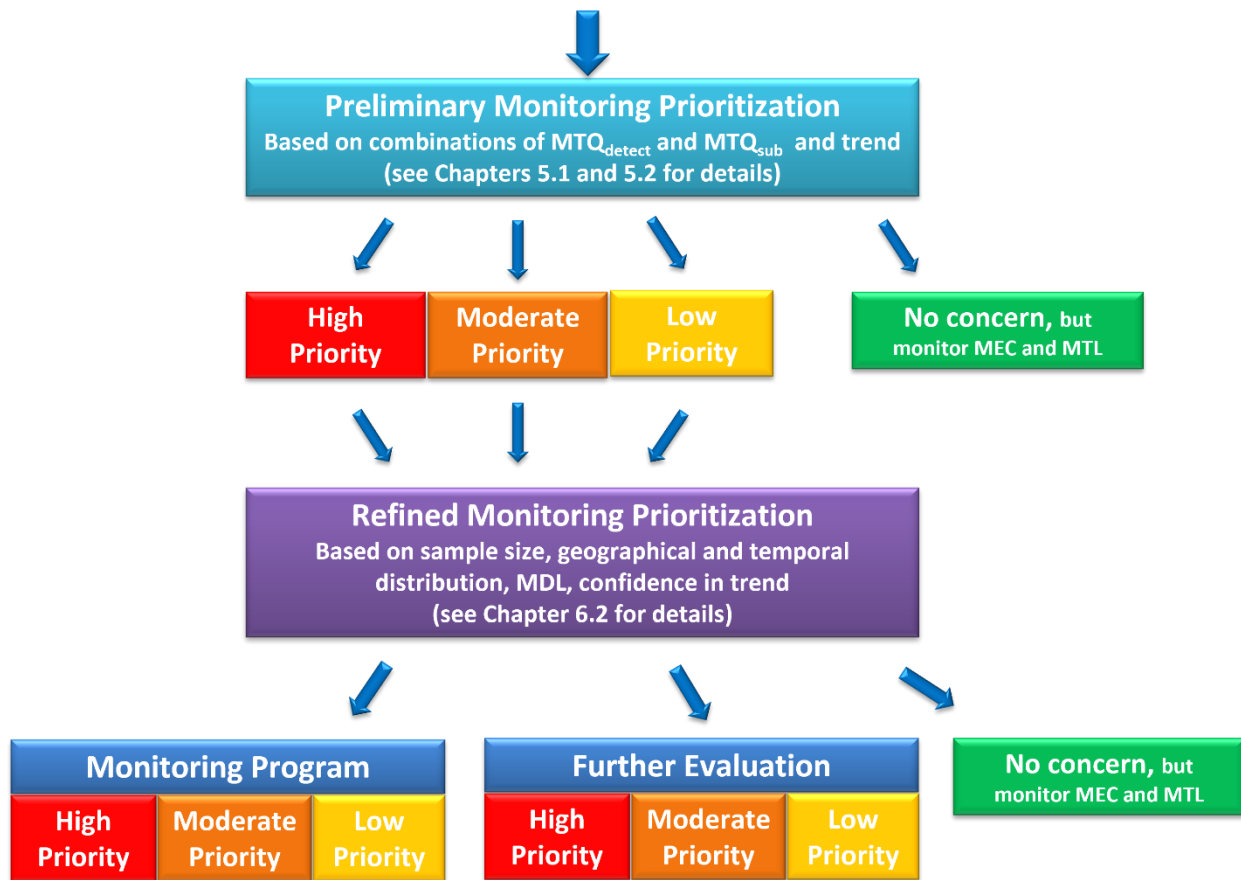


Figure 5.1 Overview of the process to identify and prioritized constituents of emerging concern (CECs) for monitoring and further evaluation.

5.1 Overview of Preliminary Monitoring Prioritization

Before describing the updated risk-based monitoring prioritization process, the Panel wishes to emphasize that the MTQs generated as part of the prioritization process described below (in this Chapter and Chapter 6) cannot and should not be interpreted as representing estimates of potential risk. As was the case with the CEC screening process developed in 2012, categorizing a CEC as a monitoring priority based on its MTQ does not mean the CEC poses a potential risk, but rather only that the CEC warrants further investigation. Several conservative assumptions were used to establish the MEC and the MTL. Based on those conservative assumptions, the State can be confident that MTQs of less than one (1) indicate a CEC is not a monitoring priority and that MTQs of greater than 1 indicate the need for review of the assumptions used to derive the MTL and MEC to confirm they are representative. It is only after such review that an appropriate MTQ can be derived, and the monitoring priority of a CEC established.

The key reason for updating the CEC screening process presented in the 2012 report (Anderson et al. 2012) is the existence of a decade or more of California-specific monitoring data for CECs. Those data can be parsed into specific time periods and evaluated for trends in occurrence concentrations. The Panel views information about trend as a window into how concentrations of a CEC may change in the future providing an “early warning system” of sorts. For example, if a CEC has an MTQ < 1 based on the most recently collected data but the MTQ is trending upwards, that may be an indication the MTQ may exceed 1 in the future. As a result, that CEC may warrant higher monitoring priority than its current MTQ would suggest. While the Panel views trend information as important, the Panel also wishes to emphasize and caution that currently available data in the State Water Board dataset are insufficient for statistically rigorous trend analysis. The evaluation of trend applied in this report is based simply on the ratio of the most recent to the next most recent MEC_{detect} (i.e., $MEC_{detect,2021} \div MEC_{detect,2015}$ or $MEC_{detect,2015} \div MEC_{detect,2010}$) or MEC_{sub} (i.e., $MEC_{sub,2021} \div MEC_{sub,2015}$ or $MEC_{sub,2015} \div MEC_{sub,2010}$).

Four categories of trend are defined in the identification and prioritization process:

- a ratio of >2.5 is assumed to represent a steeply increasing trend;
- a ratio of >1.5 and ≤ 2.5 is assumed to represent a gradually increasing trend;
- a ratio of ≥ 0.7 and ≤ 1.5 is assumed to represent the absence of a trend; and
- a ratio <0.7 is assumed to represent a decreasing trend.

If in the future the availability of monitoring data allows, the Panel encourages use of methods that will result in a more rigorous evaluation of trend.

5.2 Screening Logic to Identify Relevant CECs for Monitoring Including MTQs

To conduct the preliminary monitoring prioritization, available data and MTLs are used to calculate an MTQ_{detect} , MTQ_{sub} and trend. If data are available, MTQs and trend can be calculated for all environmental media (e.g., fresh, marine water, estuarine water, sediment, and tissue). Additionally, when data are available, MTQs and trend can be calculated for each matrix within an environmental medium (for example, for total and dissolved concentrations of samples from fresh, estuarine, or marine waters).

The preliminary monitoring prioritization process categorizes CECs as either needing to be retained for possible inclusion in a monitoring program or eliminated from consideration in a current monitoring program. CECs that are eliminated from consideration in a monitoring program based on current data can be evaluated again

using the preliminary monitoring prioritization screening process if additional data are collected or if MTLs change. CECs that are retained for possible inclusion in a monitoring program are categorized as having either 'High', 'Moderate' or 'Low' monitoring priority (Figure 5.2).

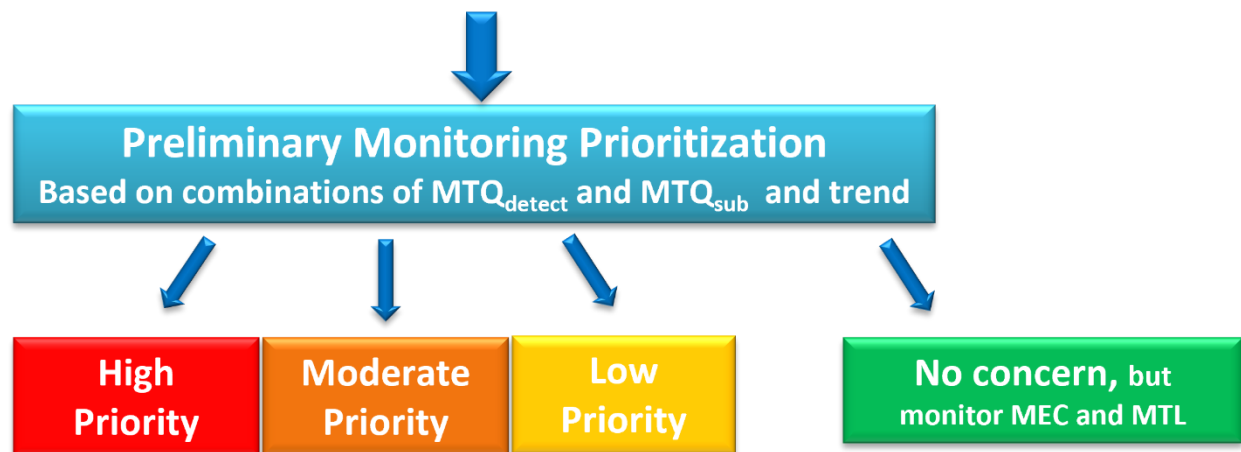


Figure 5.2. Overview of the preliminary monitoring prioritization.

Within each prioritization category, CECs are further divided depending upon the specific combination of MTQ and change in temporal concentration, if available (e.g., A1, A2, or A3 in the 'High' priority category; Figure 5.3). The point of the various levels within each monitoring priority category was to better understand what aspect of the monitoring prioritization framework (e.g., magnitude of MTQ, temporal change in concentration, detected vs substituted MECs) was causing a particular categorization. That information, in turn, can be used to focus subsequent evaluations needed to refine the initial monitoring prioritization.

Change in temporal concentration is an additional line of evidence. As an example, consider two compounds with $0.1 < MTQ < 1$. In a strictly MTQ-based monitoring prioritization framework, such compounds would not be included on a monitoring list. However, if available information indicates the concentration of one of those compounds is increasing over time, it would be a candidate for monitoring to understand whether concentrations are going to continue to increase in the future and MTQs exceed unity. That is why compounds with $MTQ < 1$ can still be categorized as "High", "Moderate" or "Low" monitoring priority (see monitoring priority bases A3, B2, B3, C3 in Figure 5.3) and as described below.

MTQ _{detect}	≥10	1-10	1-10	1-10	>10
Condition	or	or	or	or	or
MTQ _{sub}	≥10	1-10	1-10	1-10	>10
Trend		↑↑	↑	= or ↓	ID
Monitoring Priority	High	High	Mod	Low	Low
Monitoring Priority Basis	A1	A2	B1	C1	C2

MTQ _{detect}	0.1-1	≤0.1	0.1-1	≤0.1	≤1	≤0.1	0.1-1
Condition	or	and	or	and	and	and	Or
MTQ _{sub}	0.1-1	≤0.1	0.1-1	≤0.1	≤1	≤0.1	0.1-1
Trend	↑↑	↑↑	↑	↑	= or ↓	ID	ID
Monitoring Priority	High	Mod	Mod	Low	Out	Out	Low
Monitoring Priority Basis	A3	B2	B3	C3	D1	D2	C4

Trend key

↑↑: Steeply increasing trend (MEC_{detect} or MEC_{sub} ratio >2.5 between most recent two time periods).

↑: Gradually increasing trend (MEC_{detect} or MEC_{sub} ratio >1.5 and <2.5 between most recent two time periods).

=: Stable trend (MEC_{detect} or MEC_{sub} ratio >0.7 and <2.5 between most recent two time periods).

↓: Decreasing trend (MEC_{detect} or MEC_{sub} ratio <0.7 between most recent two time periods).

ID: Insufficient data to calculate trend.

Figure 5.3. Preliminary Monitoring Prioritization Categories, based on values for Monitoring Trigger Levels for both detected data (MTL_{detect}) and substituted data (MTL_{sub}), temporal trends over time for Measured Environmental Concentrations for detected data (MEC_{det}) and substituted data (MEC_{sub}), and the potential for insufficient trend data (ID).

CECs are categorized as having a ‘High’ monitoring priority under three conditions:

- MTQ_{detect} or MTQ_{sub} ≥10, regardless of trend (Monitoring Priority Basis A1);
- 10 > MTQ_{detect} or MTQ_{sub} >1 and a steeply increasing MEC trend (Monitoring Priority Basis A2); and
- 1 ≥ MTQ_{detect} or MTQ_{sub} ≥0.1 and a steeply increasing MEC trend (Monitoring Priority Basis A3).

CECs are categorized as having a ‘Moderate’ monitoring priority under three conditions:

- 10 > MTQ_{detect} or MTQ_{sub} >1, and a gradually increasing MEC trend (Monitoring Priority Basis B1);
- 1 ≥ MTQ_{detect} and MTQ_{sub} ≥0.1 and a steeply increasing MEC trend (Monitoring Priority Basis B2); and

- $1 \geq \text{MTQ}_{\text{detect}}$ or $\text{MTQ}_{\text{sub}} \geq 0.1$ and a gradually increasing MEC trend (Monitoring Priority Basis B3).

CECs are categorized as having a 'Low' monitoring priority under four conditions:

- $10 > \text{MTQ}_{\text{detect}}$ or $\text{MTQ}_{\text{sub}} > 1$, and either no MEC trend or a decreasing MEC trend (Monitoring Priority Basis C1);
- $10 > \text{MTQ}_{\text{detect}}$ or $\text{MTQ}_{\text{sub}} > 1$, and insufficient data to determine a MEC trend (Monitoring Priority Basis C2);
- $\text{MTQ}_{\text{detect}}$ and $\text{MTQ}_{\text{sub}} \geq 0.1$ and a gradually increasing MEC trend (Monitoring Priority Basis C3); and
- $1 \geq \text{MTQ}_{\text{detect}}$ or $\text{MTQ}_{\text{sub}} \geq 0.1$ and insufficient data to determine a MEC trend (Monitoring Priority Basis C4).

CECs are eliminated from consideration in the current monitoring program under two conditions:

- $\text{MTQ}_{\text{detect}}$ and $\text{MTQ}_{\text{sub}} \leq 1$, and either no MEC trend or a decreasing MEC trend (Monitoring Priority Basis D1); and
- $\text{MTQ}_{\text{detect}}$ and $\text{MTQ}_{\text{sub}} \leq 0.1$, and insufficient data to determine a MEC trend (Monitoring Priority Basis D2).

As was the case with the CEC screening process developed in 2012, categorizing a CEC as 'High' monitoring priority does not mean the CEC poses a potential risk. Several conservative assumptions were used to establish the MEC (or PEC) and the MTL. The Panel felt use of such conservative assumptions was appropriate for determining whether a CEC should be included in a monitoring program. Such conservative assumptions need to be refined prior to determining whether a potential risk may actually be present. Moreover, just because a CEC is categorized as a 'High' monitoring priority following the preliminary monitoring prioritization process, additional refinement of the assumptions used in the preliminary prioritization may lead to a change in monitoring priority. Such additional refinements can include consideration of sample size, geographic and temporal distribution of available monitoring data, and comparison of method detection limits to MTLs (Figure 5.4). For example, if an $\text{MTQ} > 1$ or an increasing trend is based on elevated or increasing method detection limits, further evaluation of analytical methods for that CEC as opposed to inclusion of that CEC in a monitoring program may be the next step. Additional evaluations of the MTL choice may also be warranted as uncertainties exist often in the use of nominal exposure concentrations for bioassay-derived thresholds which may not be accurate. In some cases, the effect threshold may be lower than the analytical method for detection

in the environment or the assay system itself. Such potential refinements are described in more detail in Chapter 6.2.

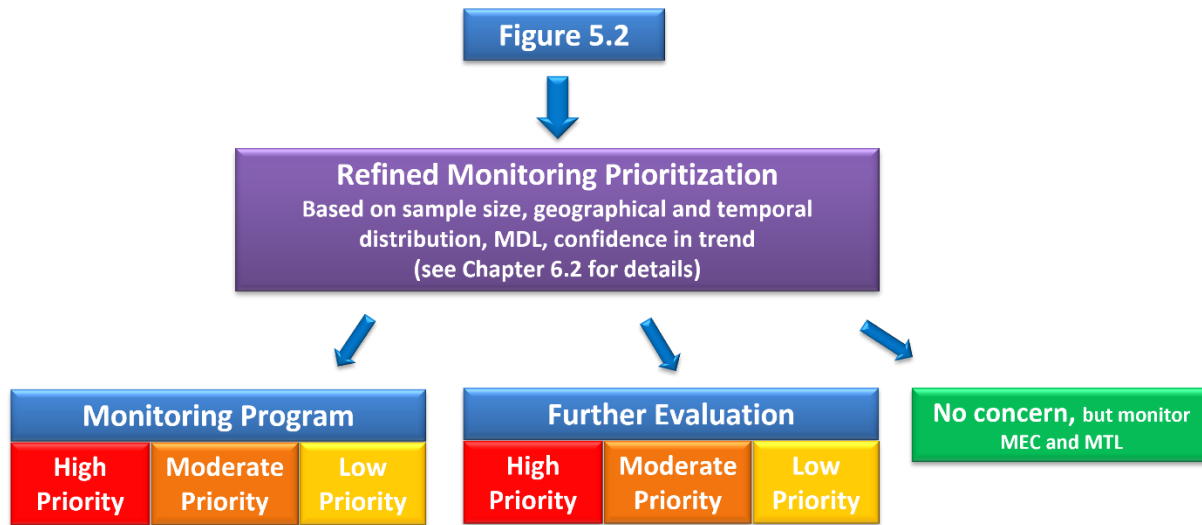


Figure 5.4. Refined monitoring prioritization to identify relevant constituents of emerging concern (CECs) for monitoring.

6. APPLYING THE RISK-BASED SCREENING FRAMEWORK TO IDENTIFY RELEVANT CECs FOR AMBIENT WATERS

Chapter 6.1 presents the results of the application of the preliminary monitoring prioritization framework (Chapter 5) to the current fresh, estuarine, and marine water State Water Board dataset to identify CECs and classes of CECs that have the potential to adversely impact marine, estuarine, and freshwater wildlife, ecosystems, and beneficial uses in marine, estuarine and freshwater environments (in response to Charge Question #1). Chapter 6.2 describes a refined monitoring prioritization framework (in response to Charge Question #2) and its application to eight example CECs. Chapter 6.3 summarizes persistence and bioaccumulation information about CECs evaluated in this report and how those could be accounted for in a monitoring prioritization program. Chapter 6.4 discusses aspects of the design of monitoring and evaluation programs for CECs depending upon a refined monitoring priority to provide the State Water Board with a transparent and informed prioritization framework for the most relevant CECs (in response to Charge Question #6).

6.1 Identification of Possible CECs in Different Matrices Based on Measured Environmental Concentrations and Trends

The decision framework documented in Chapter 5 has been embedded in the State Water Board CEC Dashboard for fresh, estuarine, and marine water sample matrices as well as sediments and tissues. Applying this preliminary monitoring prioritization framework to the occurrence data (Appendix H, Tables H.1 to H.3) within the State Water Board CEC dataset results in preliminary short-lists of CECs (Appendix I, Tables I.1 to I.12) with different monitoring priorities (i.e., 'High' – 'Moderate' – 'Low' – 'Out' (not a priority)) for each matrix. The outcome of applying the preliminary monitoring prioritization framework to the occurrence data in California for fresh, estuarine, and marine waters is described in Chapter 6.1.1. The same logic can be applied to other environmental matrices including sediments and tissues.

6.1.1 Prioritizing a Preliminary Monitoring Shortlist of CECs in Freshwater Using the State Water Board CEC Dashboard

Following application of the preliminary monitoring prioritization framework to the current State Water Board freshwater dataset, 108 CECs were classified as 'High' priority (Appendix I, Table I.1), 28 CECs were classified as 'Moderate' priority (Appendix I, Table I.2), 59 CECs were classified as 'Low' priority (Appendix I, Table I.3), and 125 CECs were classified as not a monitoring priority (Appendix I, Table I.4). As noted previously, the preliminary monitoring prioritization framework is intended to be conservative. In other words, to err on including CECs in the monitoring program rather than inadvertently exclude a CEC that should have been included. The refined monitoring prioritization framework presented in Chapter 6.2 delves deeper into the available information about occurrence (e.g., frequency of detection, temporal and geographical spread, MDL) to update the results of the preliminary monitoring prioritization framework.

For comparison, Table 6.1 summarizes the CECs with a risk quotient MTQ larger than 1 for freshwater matrices proposed by the previous 2012 Panel.

Table 6.1 Constituents of emerging concern (CECs) with monitoring trigger quotients (MTQs) greater than unity (>1) for aqueous exposures in inland waterways proposed by the 2012 Panel. Units are in nanograms per liter (ng/L) for the measured environmental concentration (MEC), no observed environmental concentration (NOEC), predicted no effects concentration (PNEC), and monitoring trigger levels (MTL). ^aEndocrine disrupting compound (EDC) mode of action not incorporated into PNEC or NOEC. ^bUnknown mode of action.

Compound	MEC (ng/L)	Toxicity Thresholds (NOEC or PNEC) (ng/L)	Safety Factor	Freshwater MTL (ng/L)	MTQ
Bifenthrin	85	4	10 ^a	0.4	210
Permethrin	46	10	10 ^a	1	46
Chlorpyrifos	190	50	10 ^a	5	38
Estrone	73	6	1	6	12
Ibuprofen	1000	1000	10 ^b	100	10
Bisphenol A	520	60	1	60	8.7
17-beta estradiol	8.4	2	1	2	4.2
Galaxolide (HHCB)	2780	7000	10 ^b	700	4.0
Diclofenac	230	1000	10 ^b	100	2.3

6.1.2 Prioritizing a Preliminary Monitoring Shortlist of CECs in Freshwater Using the Additional MEC Sources

To conduct a comprehensive review of new CECs, the Panel reviewed other sources including the UBA database (UBA. 2021), and from peer-reviewed published papers for studies of CECs in surface waters in California that were not reported in the State Water Board CEC dataset. Several of the studies used NTA to identify CECs in surface waters in California and the U.S. West Coast. The UBA database was searched for measured values of pharmaceuticals in surface waters of the USA and Canada only. Because these sources are new and the measured data are limited, the Panel was not able to determine 90th percentiles. However, the Panel did identify toxicity values for some of the chemicals in this list. The comprehensive list of 133 chemicals, including their measured concentrations and MTLs are found in Chapter 3.2 and Appendix E. The Panel was unable to derive MTLs for 23 of these substances including several estrogen

metabolites, among others. For the chemicals for which MTLs could be derived, tentative MTQs were calculated. Most of the measured concentrations for this list of substances were much lower than the MTLs, placing them into the No Concern category. However, based upon MTQ measurements, 21 compounds were identified in freshwater matrices that had MTQs above unity. The MTQs ranged from low single digits to over 1,000,000 (Appendix E). Consideration of these chemicals for possible inclusion in a CEC monitoring list is warranted to understand their concentrations and geographic extent in California surface waters better. Two examples include the veterinary pharmaceutical agent ivermectin and the tire-derived antioxidant additive chemical *N*-(1,3-Dimethylbutyl)-*N*-phenyl-*p*-phenylenediamine-quinone (6PPD-quinone).

Ivermectin

The maximum MEC for ivermectin was 0.088 ug/L and the MTL determined from empirical data in CompTox was 3×10^{-7} ug/L. An alternative MTL derived from the NORMAN database as a predicted QSAR was 0.142 ug/L. Since CompTox was prioritized as a primary database, the MTQ was 293,000. To confirm this value, other endpoints for the MTL were searched using CompTox and found to be consistent. The value for the MEC was identified from the literature with subsequent evaluations of the QA/QC and confirmed to be appropriate. No monitoring data from California were reported in the State Water Board dataset or found in the literature. Given the high MTQ, this would be an example of a compound of 'High' priority informed by sources other than the State Water Board dataset.

6PPD-quinone

The mean MEC of 6PPD-quinone was 1.9 ug/L and the maximum MEC was 3.5 ug/L. While listed in CompTox with 30 ug/L in zebrafish, a more recent publication (Brinkmann et al., 2022) indicated the MTL in salmonid fish species was 0.059 ug/L resulting in MTQs of 32.2 and 59.3, respectively. Occurrence data has been observed in California and confirmed as high quality.

6.1.3 Prioritizing a Preliminary Monitoring Shortlist of CECs in Estuarine Water Bodies Using the State Water Board CEC Dashboard

Following application of the preliminary monitoring prioritization framework to the current State Water Board marine dataset, 56 CECs were classified as 'High' priority for estuarine water bodies (Appendix I, Table I.5), 13 CECs were classified as 'Moderate' priority (Appendix I, Table I.6), 48 CECs were classified as 'Low' priority (Appendix I, Table I.7), and 174 CECs were classified as not a monitoring priority (Appendix I, Table I.8). Again, the preliminary monitoring prioritization framework is intended to be

conservative and err on including CECs in the monitoring program rather than inadvertently exclude a CEC that should have been included. Refined monitoring prioritization is presented in Chapter 6.2.

6.1.4 Prioritizing a Preliminary Monitoring Shortlist of CECs in Marine Water Bodies Using the State Water Board CEC Dashboard

In a manner analogous to that of Chapters 6.1.2 and 6.1.3, 26 CECs were classified as 'High' priority (Appendix I, Table I.9), no CECs were classified as 'Moderate' priority, 20 CECs were classified as 'Low' priority (Appendix I, Table I.11), and 30 CECs were classified as not a monitoring priority (Appendix I, Table I.12). As noted previously, the preliminary monitoring prioritization framework is intended to be conservative and err on including CECs in the monitoring program rather than inadvertently exclude a CEC that should have been included. The refined monitoring prioritization framework presented in Chapter 6.2 delves deeper into the available information about occurrence to update the results of the preliminary monitoring prioritization framework.

6.1.5 Effect of Using Median MDL on MTQs

The MTQ_{sub} was used for the vast majority of the CECs of the preliminary prioritization (Appendix I, Table I.12). Thus, it was of interest to see the effect of substitution of the median detection limit by calculating the ratio of the 90th percentile concentrations with substitution (MEC_{sub}) divided by 90th percentile concentrations without substitution (MEC_{detect}) (Table C.3, Appendix I.12). Because the median MDLs were higher than some measured concentrations for about 135 of the 339 CECs listed in Table I.12, the ratios were >1 . However, the substitution made <10 -fold difference for 122 of 236 CECs for which ratios could be calculated. In fact, the measured MTQ_{detect} was used for 79 of 122 CECs. The largest ratios (>100 , highlighted as category "A" in Table I.12) were for 71 of the 236 CECs. These were CECs having relatively few detected concentrations along with reported detection limits that were higher than measured concentrations in some cases. A subset of the 339 CECs did not have ratios calculated due to lack of measured data to estimate 90th percentiles. This topic is further discussed in Chapter 2.1.1 in connection with the range of MDLs reported by various monitoring programs contributing to the State Water Board dataset.

6.2 Refining Monitoring Prioritization for CECs

As described in Chapter 5, the preliminary monitoring prioritization framework uses several assumptions that are intentionally conservative and is designed to err on the side of including CECs for consideration in a monitoring program rather than excluding them. As shown in Chapter 6.1, this can result in identifying a large number of CECs for

potential inclusion in a monitoring program. Not all such CECs may warrant inclusion if some of the conservative assumptions used in the preliminary monitoring prioritization framework are found to be too conservative or not supported following further examination of the data. Chapter 6.2.1 presents a refined monitoring prioritization framework and Chapter 6.2.2 applies the refined framework to five example CECs identified as having either a high or moderate monitoring priority based on the preliminary monitoring prioritization framework and the freshwater State Water Board dataset, as well as two example CECs identified as having a high monitoring priority based on the marine State Water Board dataset, and one example CEC identified as having high priority based on the estuarine dataset (Chapter 6.1).

6.2.1 Description of the Refined Monitoring Prioritization Decision Framework

The refined monitoring prioritization framework consists of criteria specified in an MTQ selection Table (Table 6.2.1) and 10 decision tree diagrams (Appendix G, Figures G.1 through G.10). The MTQ selection table is used to determine whether the MTQ_{detect} or MTQ_{sub} will be used in the monitoring refinement prioritization. Each of the decision diagrams corresponds to one of the 10 preliminary monitoring prioritization outcomes shown in Figure 5.3. The MTQ selection table was necessary to address the uncertainty regarding MDLs in the current State Water Board dataset.

Given the uncertainty surrounding MDLs, in almost all cases where both the MTQ_{sub} and MTQ_{detect} are available and can be compared relative to the threshold of 1, refined prioritization is based on the MTQ_{detect} . Preference is given to the MTQ_{detect} because detected concentrations better represent ambient concentrations in surface water than MTQ_{sub} , given the uncertainty surrounding MTLs in the current State Water Board dataset. The MTQ_{sub} includes non-detected concentrations that may be elevated because of variability of analytical methods used to date. The one exception to the general rule is when $MTQ_{detect} > 1$ but $MTQ_{sub} \leq 1$. In that case, MTQ_{sub} is used for refined prioritization as it likely represents a distribution of concentrations dominated by non-detects with reasonable detection limits and a smaller number of samples with detected concentrations.

Table 6.2.1 Selection of monitoring trigger quotients (MTQs), either for substituted values (MTQ_{sub}) or detected values (MTQ_{detect}) to use in the refined prioritization decision tree diagrams of Appendix G (Figures G.1 to G.10).

MTQ _{detect}	MTQ _{sub}
>1 (selected)	>1
>1	≤1 (selected)
≤1	>1
≤1 (selected)	≤1

6.2.2 Application of the Refined Monitoring Prioritization Framework to Five CEC Examples in Freshwater, Two Examples in Marine Water, and One Example in Estuarine Water

Application of the refined monitoring prioritization framework consists of first applying the MTQ selection table (Table 6.2.1) to determine which MTQ will be used in the refinement. Once either MTQ_{detect} or MTQ_{sub} is selected, the decision tree diagram corresponding to a CEC’s preliminary monitoring prioritization category is used to refine the prioritization. In addition, refinement may be required for the MTL as discussed above where more accurate thresholds may be identified from the literature or from other studies in the database that have appropriate QA/QC (i.e., measured chemistry of exposure). Application of the refinement process is presented below for five example freshwater CECs, two example marine CECs, and one example estuarine CEC, all with a ‘High’ or ‘Moderate’ preliminary monitoring prioritization category.

6.2.2.1 Azithromycin

The refined monitoring prioritization is based on concentrations reported for the dissolved freshwater matrix. No concentrations are available for the total freshwater matrix.

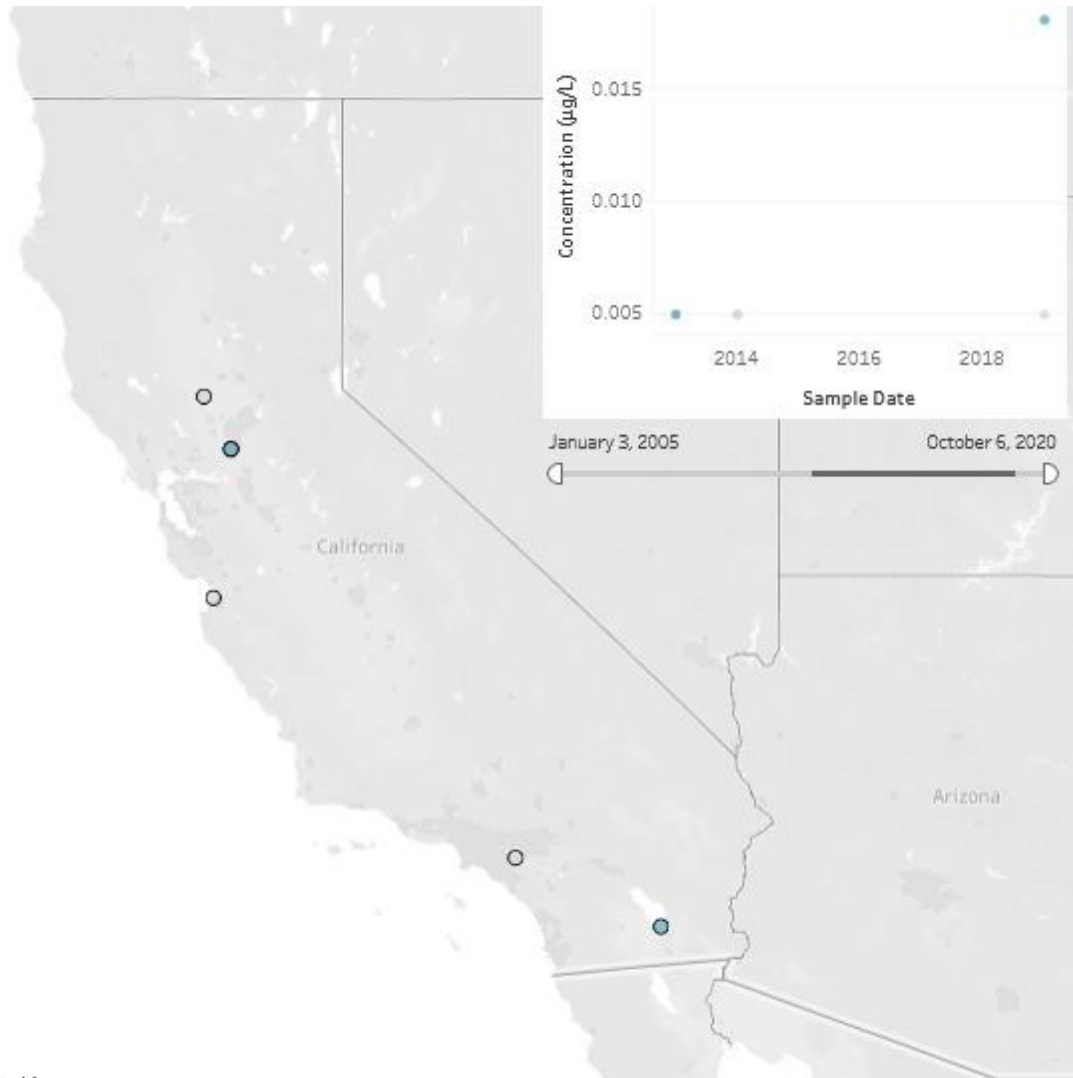


Figure 6.1. Azithromycin in freshwater, all time periods. Teal symbols are detected measurements, grey symbols are non-detect measurements. Concentrations over time in inset plot are in micrograms per liter (ug/L).

Preliminary monitoring prioritization outcome

- $MTQ_{\text{detect}} < 1$ (0.001); trend > 2.5 (3.6), $N < 10$ (2)
- $MTQ_{\text{sub}} < 1$ (0.0006), trend > 2.5 (3.6), $N < 10$ (7)
- Preliminary Monitoring Prioritization: **B2**

Refined Monitoring Prioritization

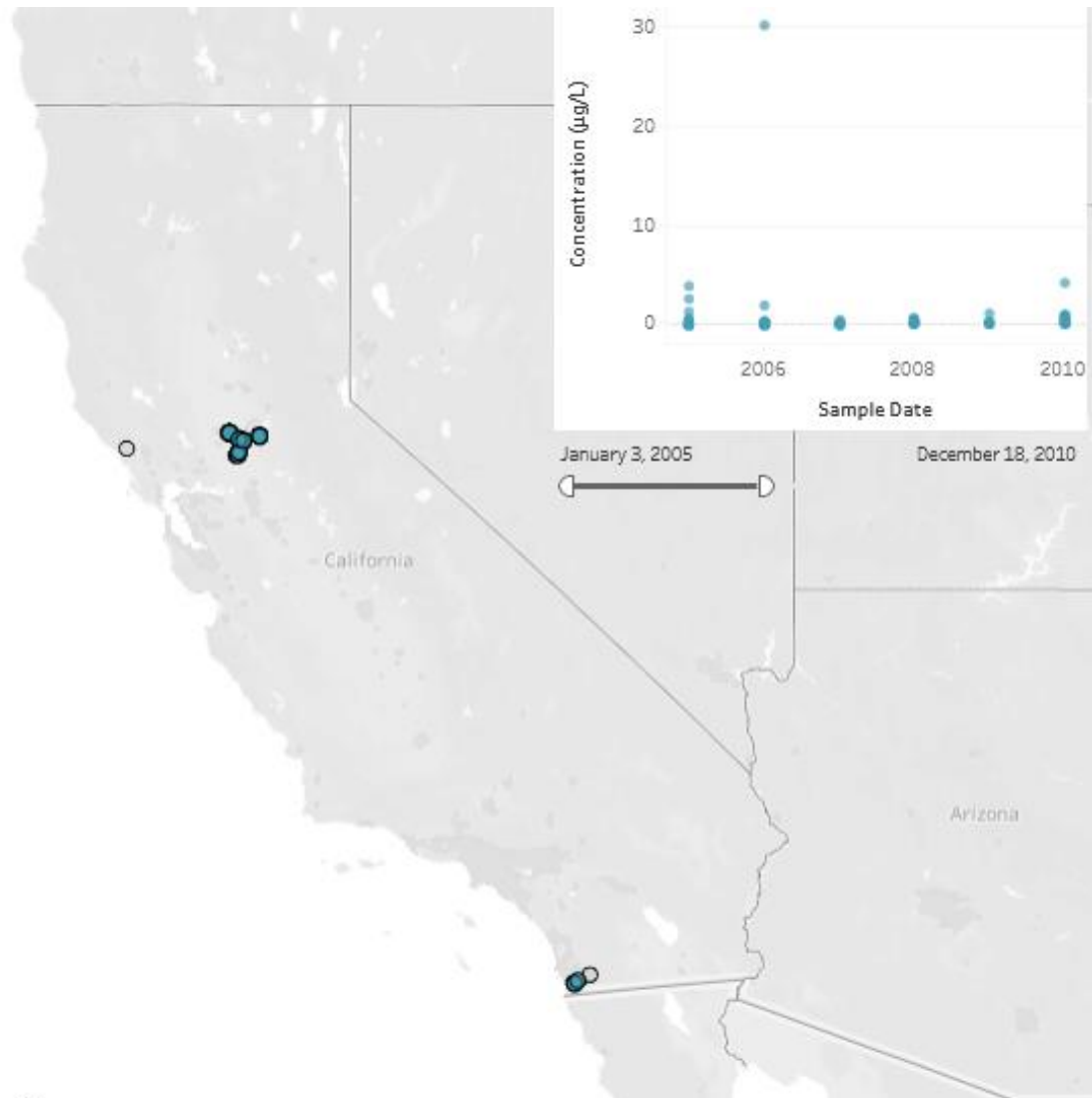
- MTQ Selection Table (Table 6.2.1.)

- Both MTQ_{detect} and MTQ_{sub} available and ≤ 1 . Monitoring refinement based on MTQ_{detect} .
- B2 Refined Decision Framework Figure
 - Outcome based on current refined decision framework:
 - $MTQ_{\text{detect}} > 0.1$ and ≤ 1 , $N < 10$; Special Study: Evaluate need for additional monitoring.

Based on the refined monitoring prioritization, the preliminary monitoring prioritization of Moderate (B2) for azithromycin changes to needing additional evaluation (Special Study) to determine whether monitoring is required given that the MTQ_{detect} is between 0.1 and 1 and the sample size is less than 10.

6.2.2.2 Di-2-ethylhexyl phthalate

The refined monitoring prioritization is based on concentrations reported for the total freshwater matrix. No concentrations are available for the dissolved freshwater matrix.



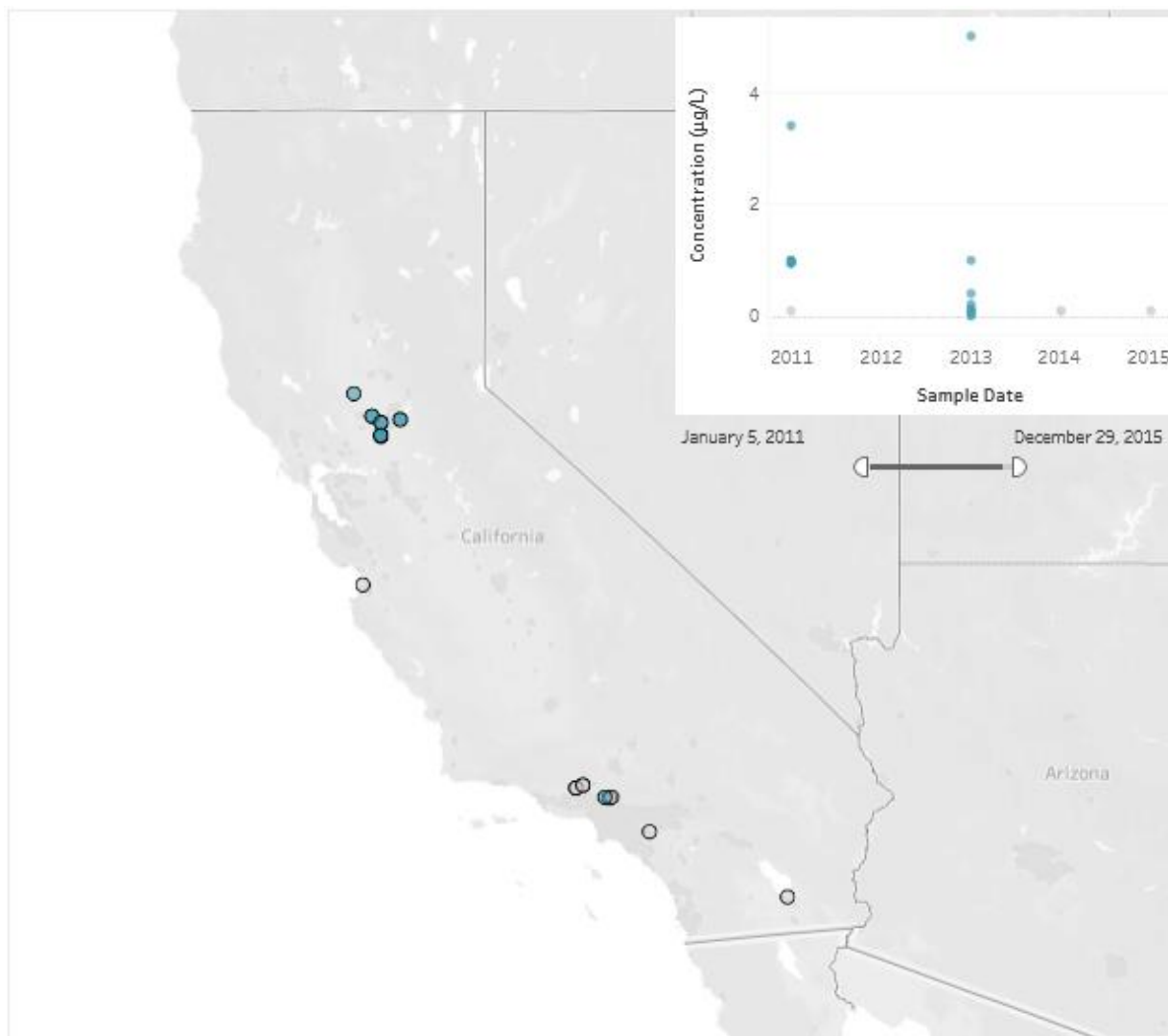


Figure 6.4. Di-2-ethylhexyl phthalate in freshwater, 2011-2015. Teal symbols are detected measurements, grey symbols are non-detect measurements. Concentrations over time in inset plot are in micrograms per liter (ug/L).

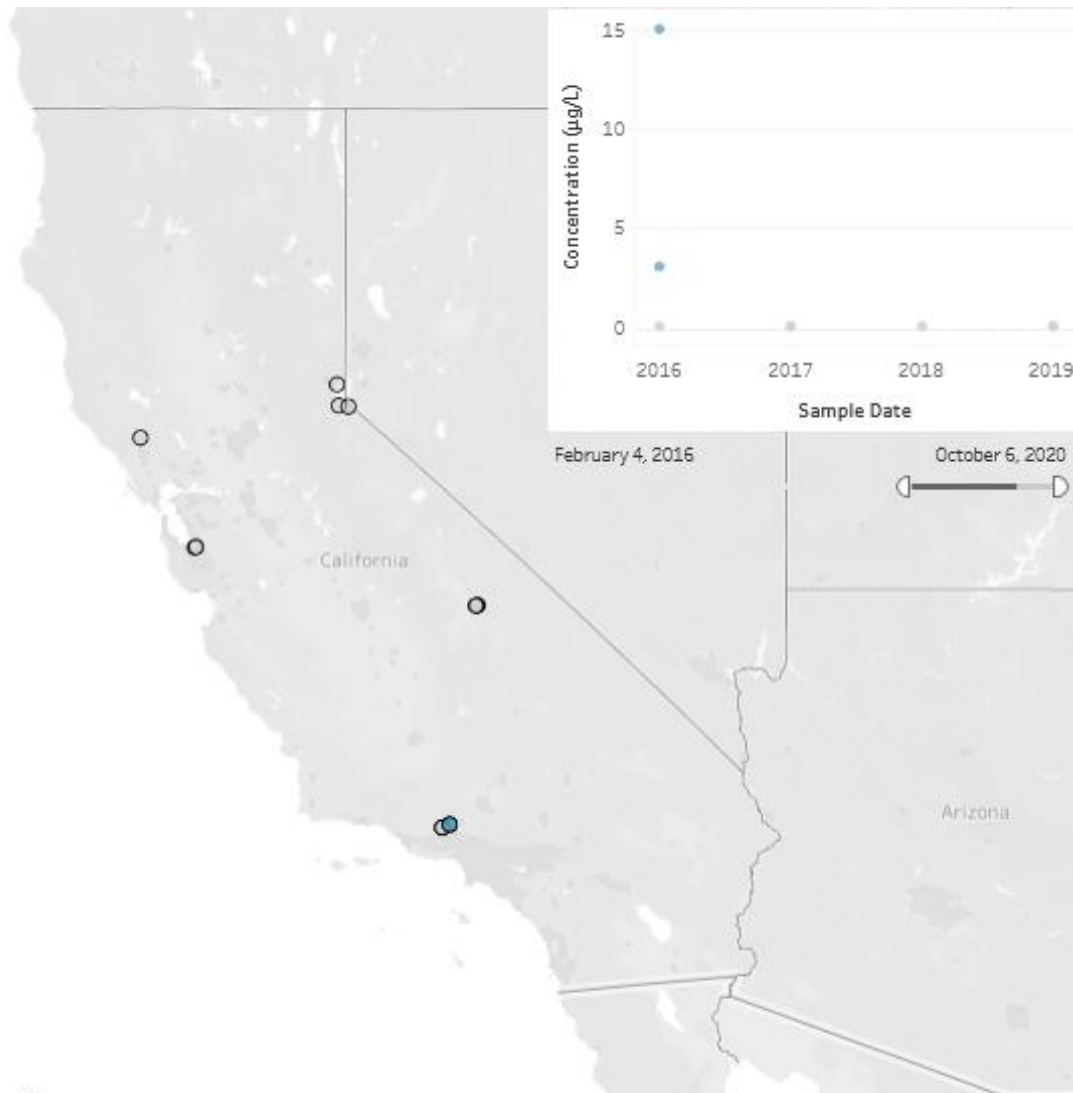


Figure 6.5. Di-2-ethylhexyl phthalate in freshwater, 2016-2022 (data available in State Water Board dataset is through 2019). Teal symbols are detected measurements, grey symbols are non-detect measurements. Concentrations over time in inset plot are in micrograms per liter (ug/L).

Preliminary monitoring prioritization outcome

- $MTQ_{\text{detect}} \leq 1$ (0.17), trend > 2.5 (2.8), $N \geq 10$ (224)
- $MTQ_{\text{sub}} \leq 1$ (0.16), trend < 0.7 (0.5), $N \geq 10$ (283)
- Preliminary Monitoring Prioritization: **A3**

Refined Monitoring Prioritization

- MTQ Selection Table (Table 6.2.1)

- Both MTQ_{detect} and MTQ_{sub} available and ≤ 1 . Monitoring refinement based on MTQ_{detect} .
- A3 Refined Decision Framework Figure
 - Outcome based on current refined decision framework:
 - $MTQ_{\text{detect}} > 0.1$ and ≤ 1 , $N \geq 10$
 - Spatial and temporal overlap of two most recent sampling periods (2011-2015 and 2016-2021) indicate overlap in Southern California samples based on a limited sample size ($N=2$) and no overlap in other parts of the state.
 - Further evaluation needed to evaluate data indicating a steeply increasing trend (2.8).

Application of the refined monitoring prioritization methodology to di-2-ethylhexyl phthalate in freshwater is an example where additional evaluation of the data, beyond that summarized in the Appendix I tables, will be necessary to determine if a steeply increasing trend is present. The reason for the additional evaluation is that the only location with spatial overlap is in Southern California. The overlap is based on two samples in the most recent time period for that location in Southern California and 25 samples collected from several locations in California during the previous time period. To determine whether a steeply increasing trend exists requires calculating the MEC for only the location with spatial overlap. The tables in Appendix I do not provide CEC concentration data on a sample-by-sample basis. If such a steeply increasing trend is present, the refined prioritization for di-2-ethylhexyl phthalate would be 'High' (A2), the same as for the preliminary monitoring prioritization. If insufficient data exist to determine trend, the refined prioritization changes to 'Low' (C4). If evaluation of the sample-by-sample data leads to a recalculation of trend and the trend is either stable or decreasing, the refined monitoring classification could change to either 'Moderate' (B3) or not a monitoring priority (D1), respectively, assuming a sample size of two detects is considered sufficient to establish the presence or absence of a trend. Regardless, this example points out some of the nuances of the monitoring prioritization process and why care needs to be exercised in its application.

6.2.2.3 3,4-Dichloroaniline

The refined monitoring prioritization is based on concentrations reported for the dissolved freshwater matrix. The freshwater total matrix had relatively few samples ($N < 25$), $MTQ = 0.5$ and insufficient data to evaluate trends.

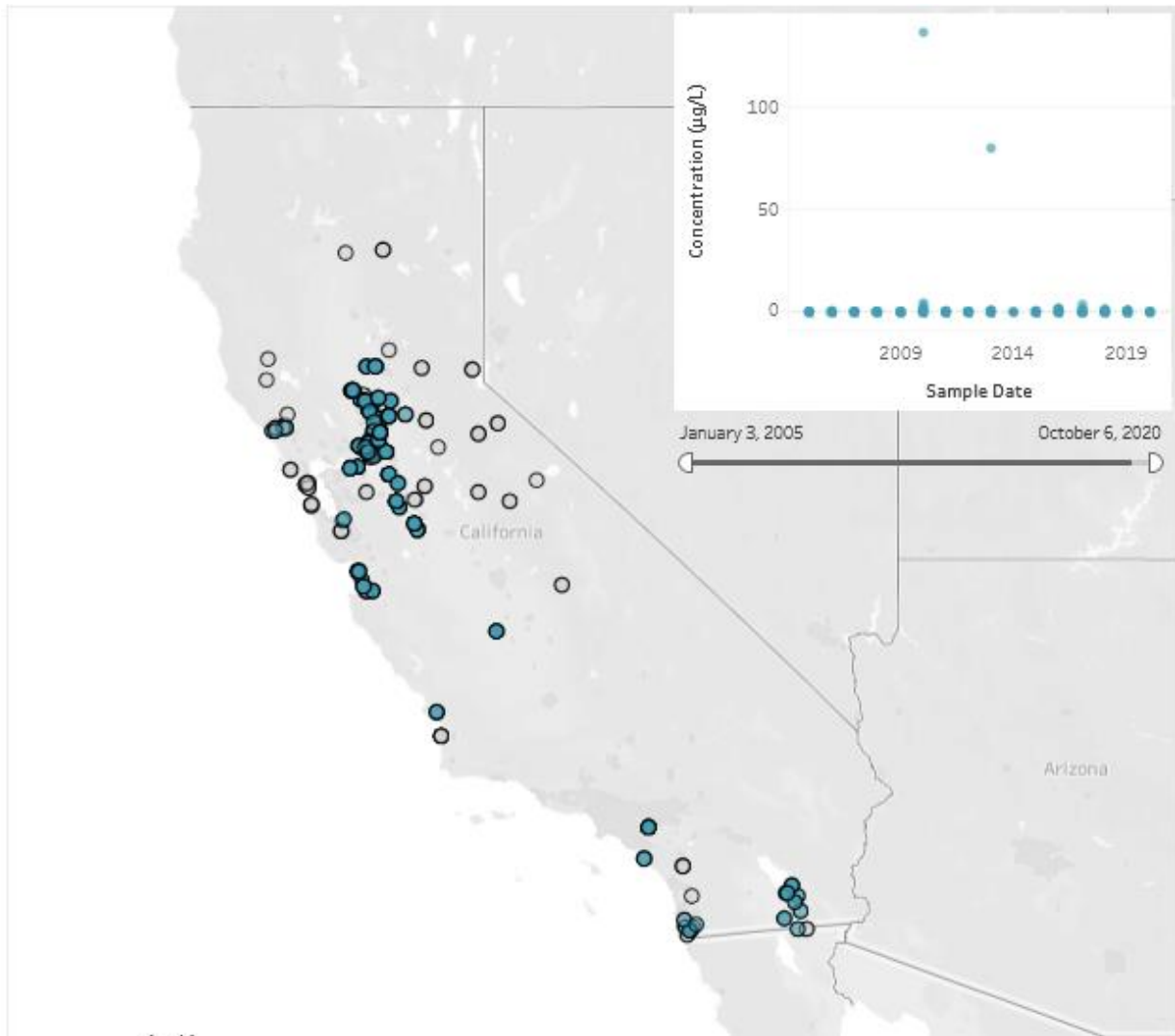


Figure 6.6. 3,4-Dichloroaniline in freshwater, all time periods. Teal symbols are detected measurements, grey symbols are non-detect measurements. Concentrations over time in inset plot are in micrograms per liter (ug/L).

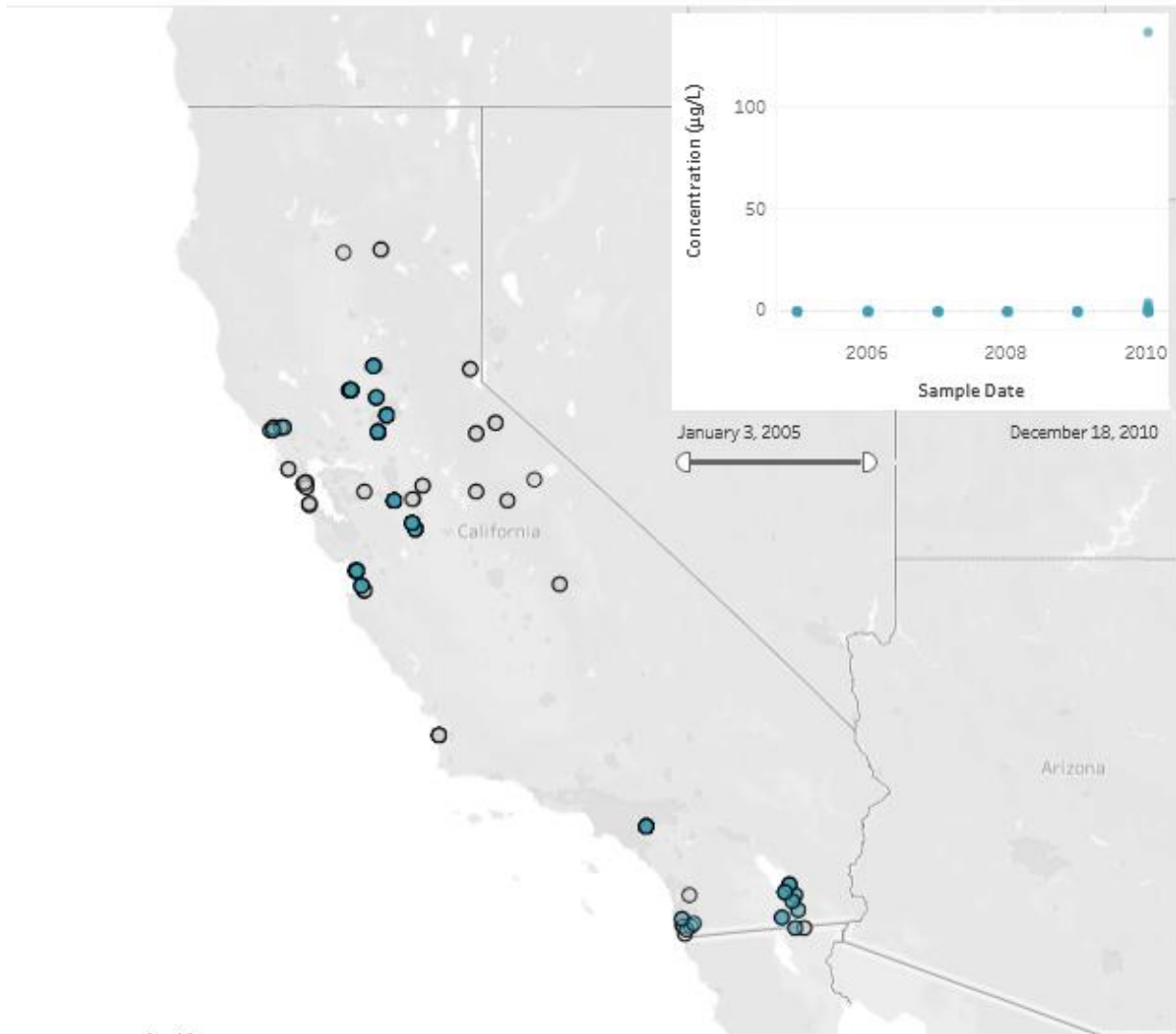


Figure 6.7. 3,4-Dichloroaniline in freshwater, 2005-2010. Teal symbols are detected measurements, grey symbols are non-detect measurements. Concentrations over time in inset plot are in micrograms per liter (ug/L).

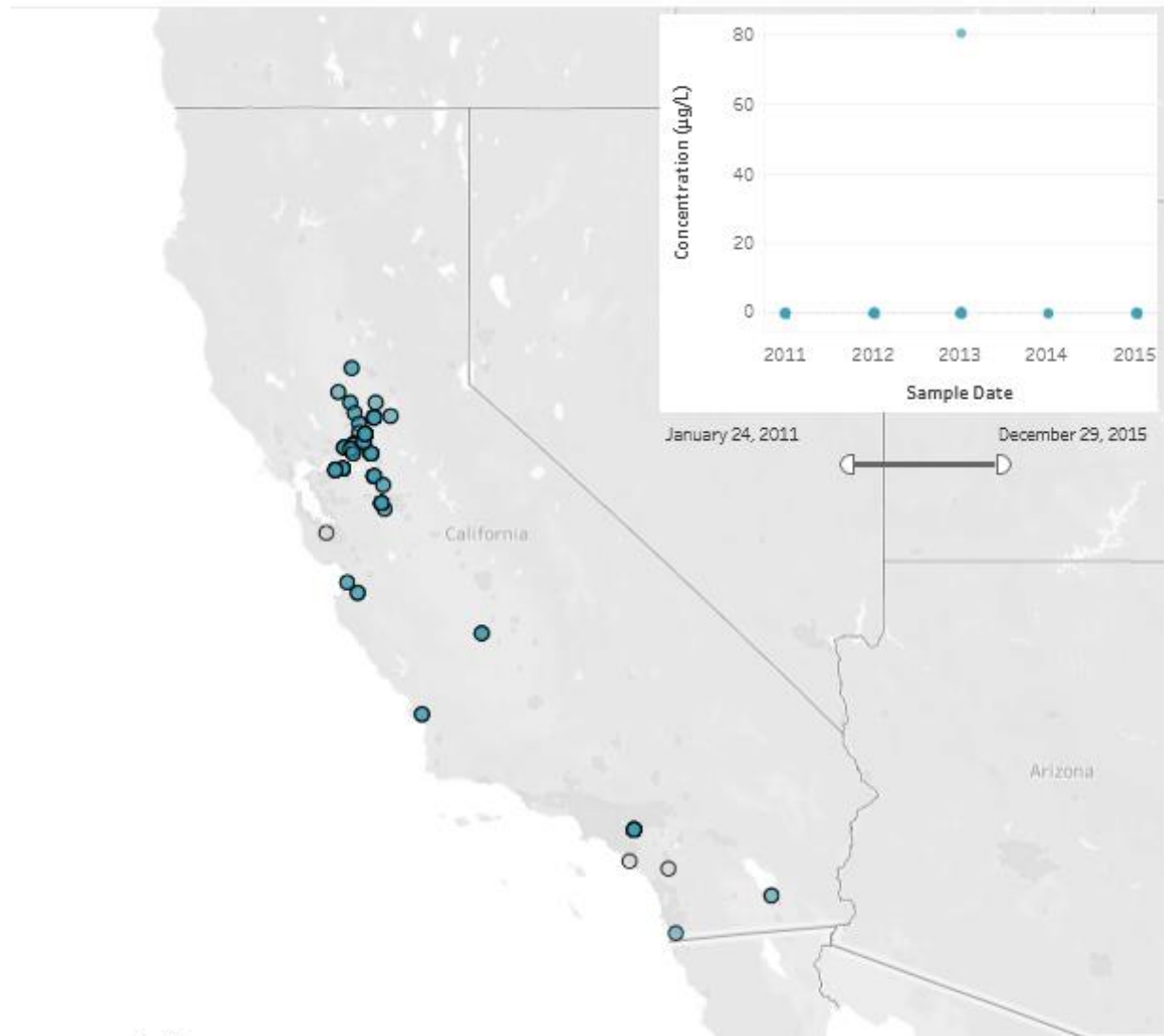


Figure 6.8. 3,4-Dichloroaniline in freshwater, 2011-2015. Teal symbols are detected measurements, grey symbols are non-detect measurements. Concentrations over time in inset plot are in micrograms per liter (ug/L).

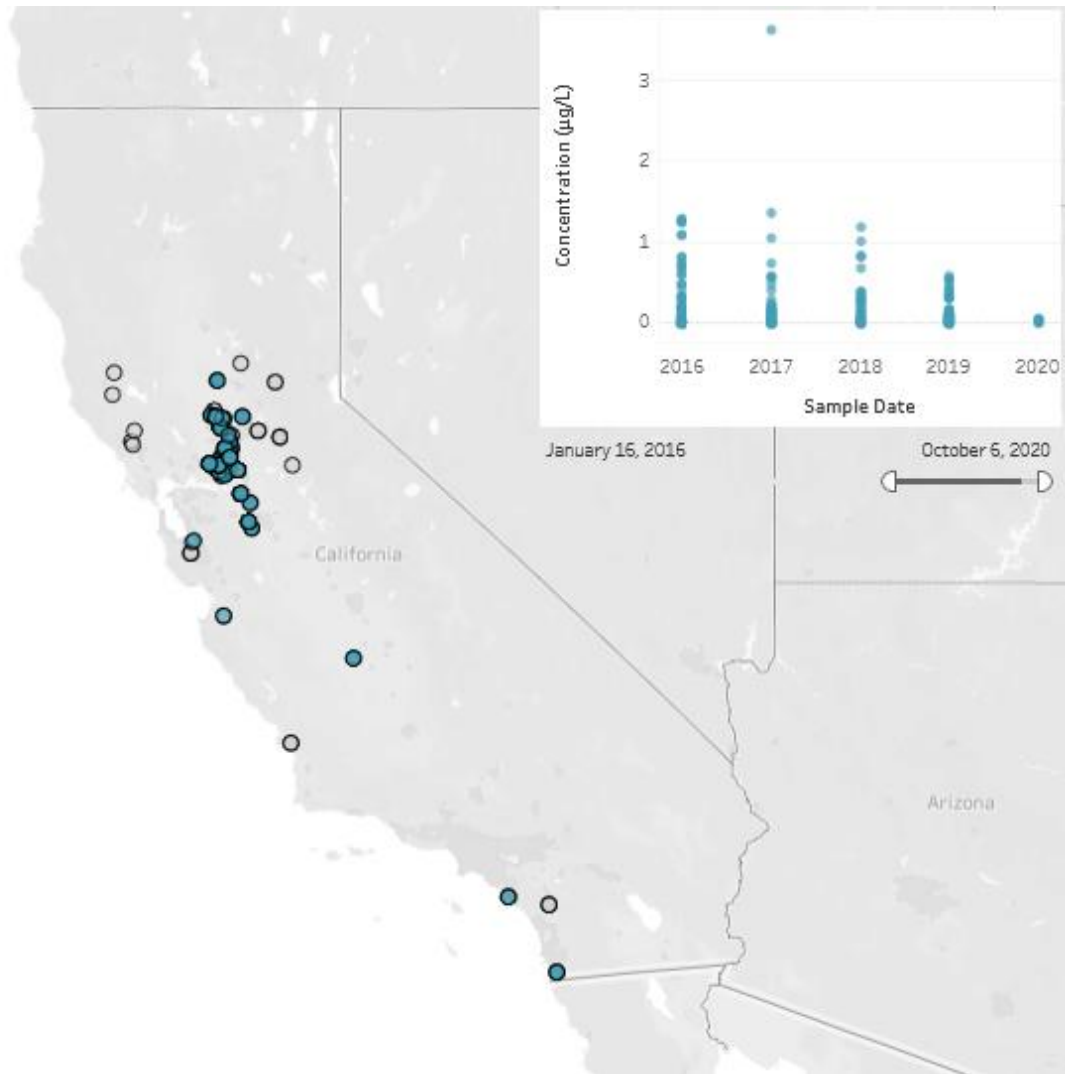


Figure 6.9. 3,4-Dichloroaniline in freshwater, 2015-2022 (data available in State Water Board dataset is through 2019). Teal symbols are detected measurements, grey symbols are non-detect measurements. Concentrations over time in inset plot are in micrograms per liter (ug/L).

Preliminary monitoring prioritization outcome

- $MTQ_{\text{detect}} > 10$ (34), trend > 2.5 (9.3), $N \geq 10$ (1038)
- $MTQ_{\text{sub}} > 10$ (19), trend > 2.5 (10), $N \geq 10$ (1489)
- Preliminary Monitoring Prioritization: **A1**

Refined Monitoring Prioritization

- MTQ Selection Table (Table 6.2.1)

- Both MTQ_{detect} and MTQ_{sub} available and >1 . Monitoring refinement based on MTQ_{detect} .
- A1 Refined Decision Framework Figure
 - Outcome based on current refined decision framework:
 - $MTQ_{\text{detect}} \geq 10$, $N \geq 10$; refined monitoring priority: High (A1).

The refined monitoring prioritization of 'High' (A1) for 3,4-Dichloroaniline is the same as the preliminary monitoring prioritization.

6.2.2.4 Erythromycin

The refined monitoring prioritization is based on concentrations reported for the dissolved freshwater matrix. The freshwater total matrix had relatively few samples ($N=43$), $MTQ < 0.0009$, no data from the most recent sampling period and decreasing trend between the two prior sampling periods.

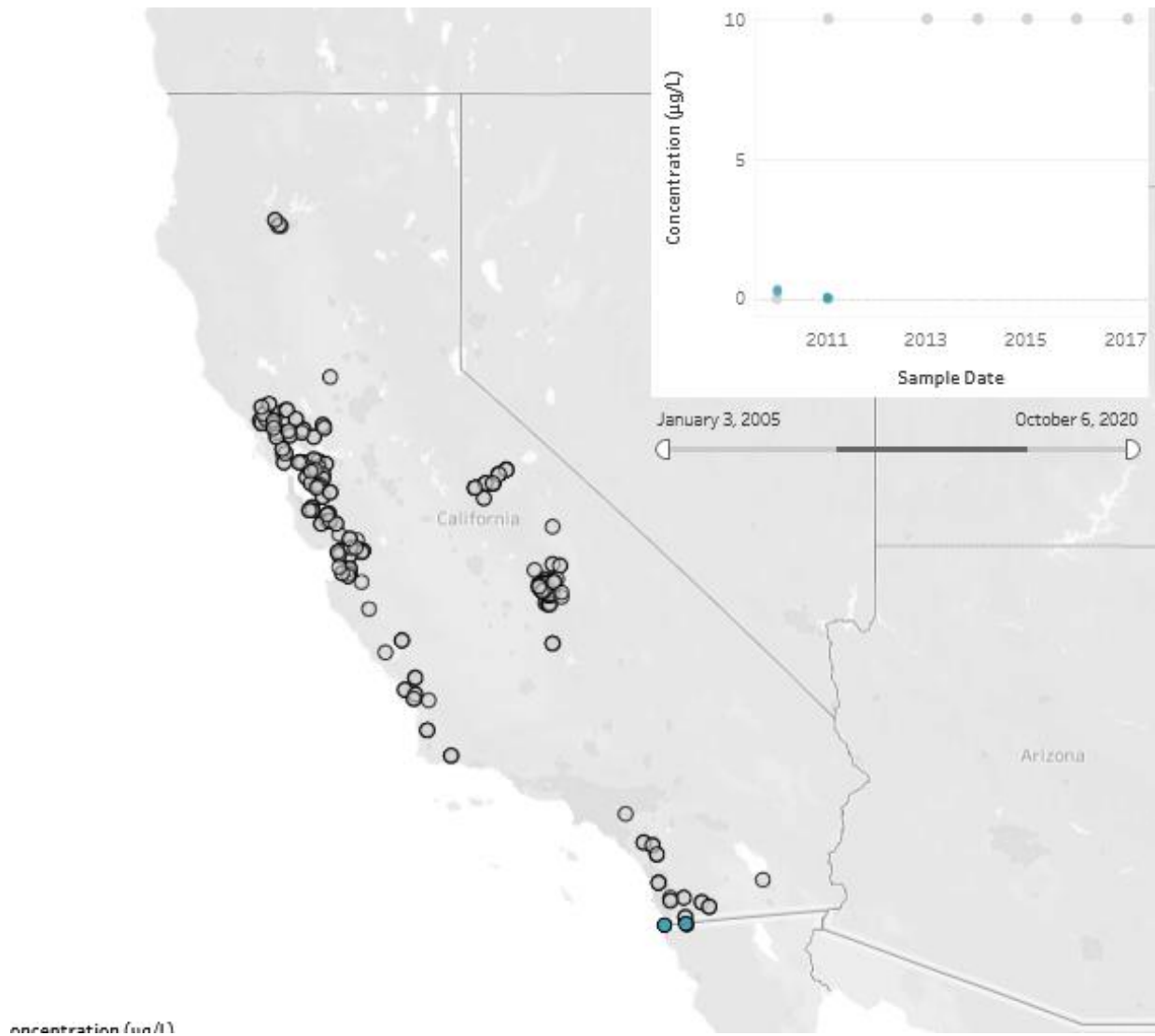


Figure 6.10. Erythromycin in freshwater, all time periods. Teal symbols are detected measurements, grey symbols are non-detect measurements. Concentrations over time in inset plot are in micrograms per liter ($\mu\text{g/L}$).

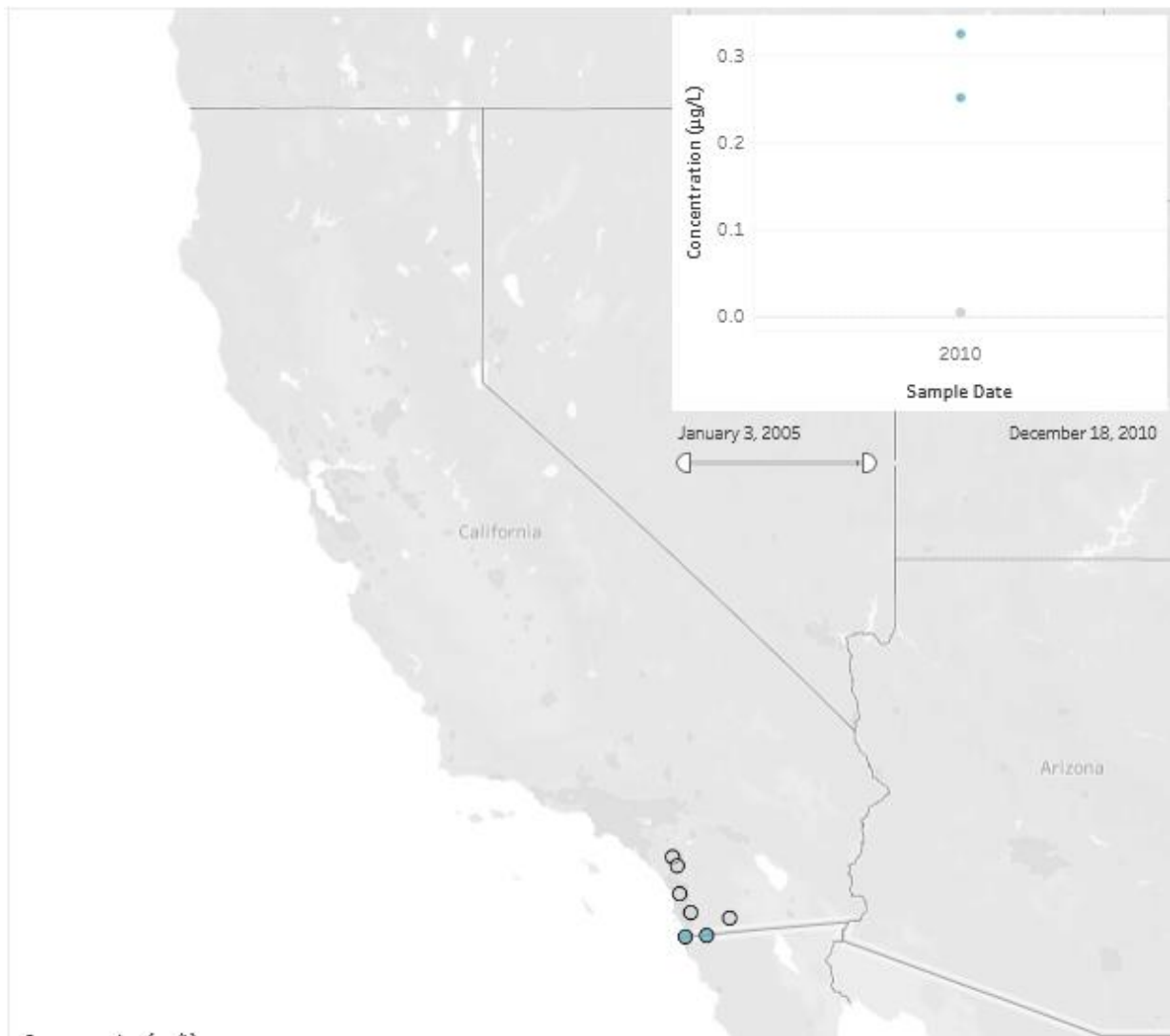


Figure 6.11. Erythromycin in freshwater, 2005-2010. Teal symbols are detected measurements, grey symbols are non-detected measurements. Concentrations over time in inset plot are in micrograms per liter (ug/L).

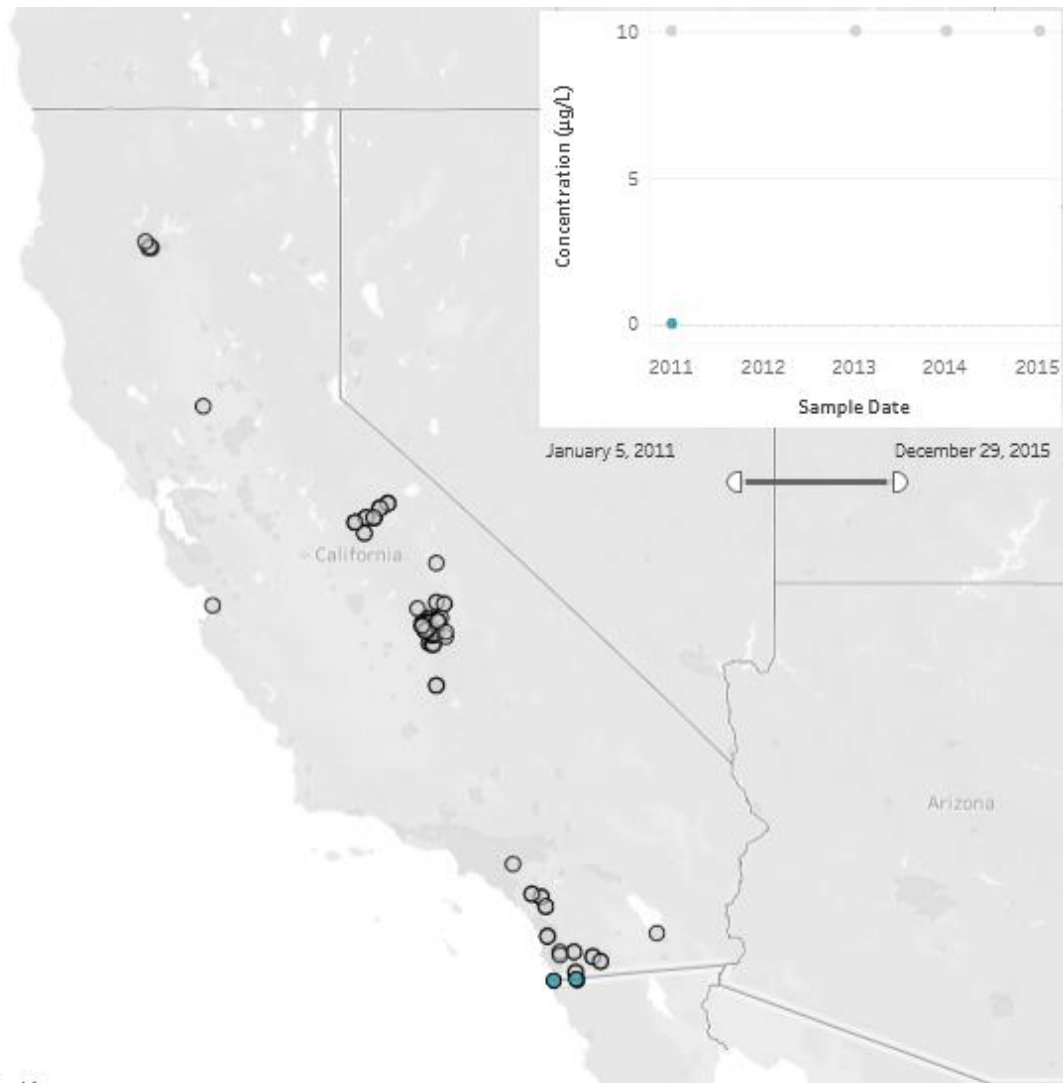


Figure 6.12. Erythromycin in freshwater, 2011-2015. Teal symbols are detected measurements, grey symbols are non-detect measurements. Concentrations over time in inset plot are in micrograms per liter (ug/L).

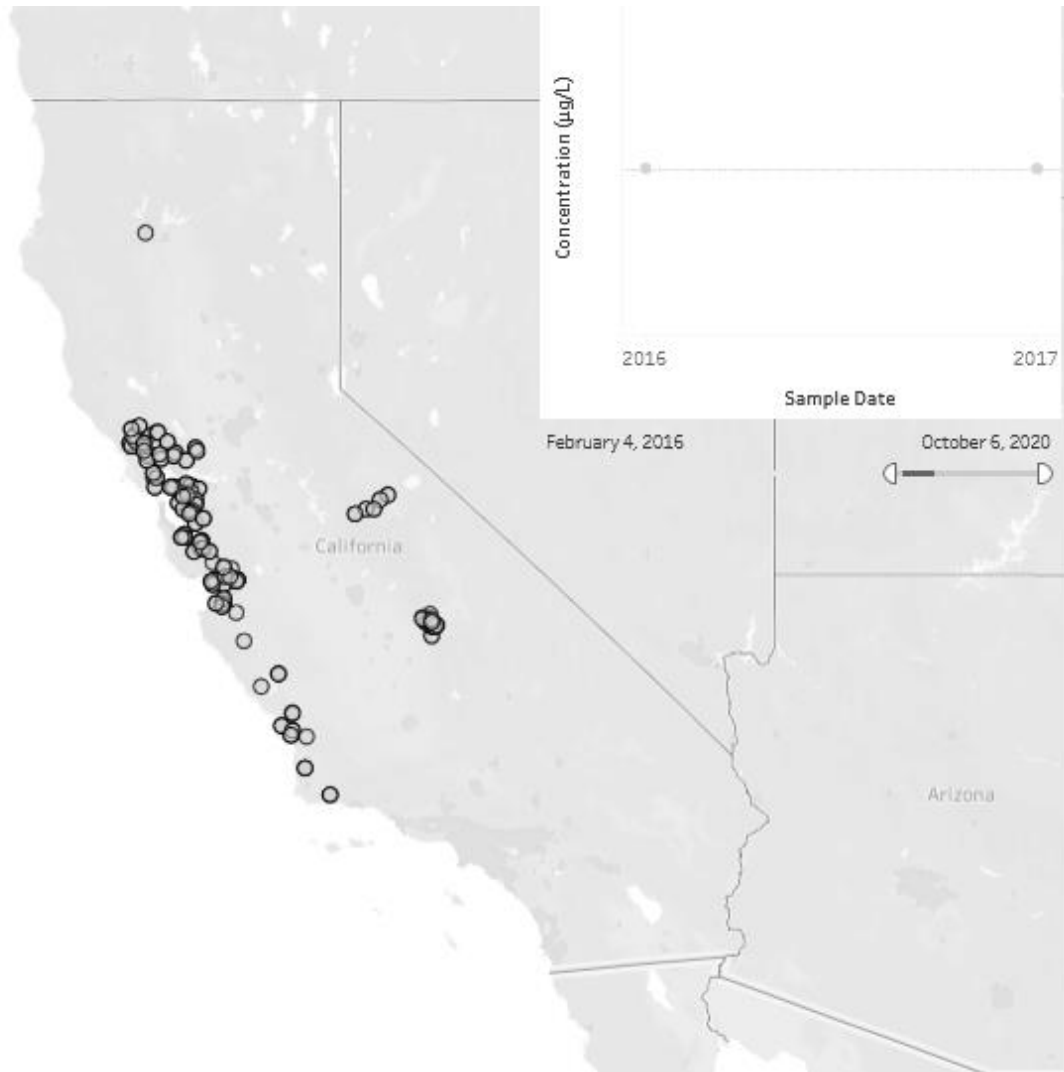


Figure 6.13. Erythromycin in freshwater, 2016-2022 (data available in State Water Board dataset is through 2017). Teal symbols are detected measurements, grey symbols are non-detect measurements. Concentrations over time in inset plot are in micrograms per liter (ug/L). Depicted are a map of the state with locations from the dataset for this compound, and an inset plot of concentrations over time.

Preliminary monitoring prioritization outcome.

- $MTQ_{\text{detect}} \leq 1$ (0.00006), trend ID (-), $N < 10$ (1)
- $MTQ_{\text{sub}} \leq 1$ (0.03), trend > 2.5 (20), $N \geq 10$ (422)
- Preliminary Monitoring Prioritization: **B2**

Refined Monitoring Prioritization

- MTQ Selection Table (Table 6.2.1)

- Both MTQ_{detect} and MTQ_{sub} available, $MTQ_{\text{detect}} < 1$. Monitoring refinement based on MTQ_{detect} .
- A1 Refined Decision Framework Figure
 - Outcome based on current refined decision framework:
 - $MTQ_{\text{detect}} \leq 1$, $N < 10$: Limited sample size. Special Study: Evaluate need for additional monitoring.

Based on the refined monitoring prioritization, the preliminary monitoring prioritization of 'Moderate' (B2) for erythromycin changes to needing additional evaluation (Special Study) to better understand variation in reported MDLs and determine whether monitoring is required given that the MTQ_{detect} is less than 1 and the positive trend of MTQ_{sub} appears to be driven by an increase in MDL over time.

6.2.2.5 Acetaminophen

The refined monitoring prioritization is based on concentrations reported for the dissolved freshwater matrix. The freshwater total matrix has few samples ($N=2$), both are non-detects resulting an $MTQ_{\text{sub}} = 2,000$ suggesting an elevated detection is driving the MTQ , and insufficient data to evaluate trend.

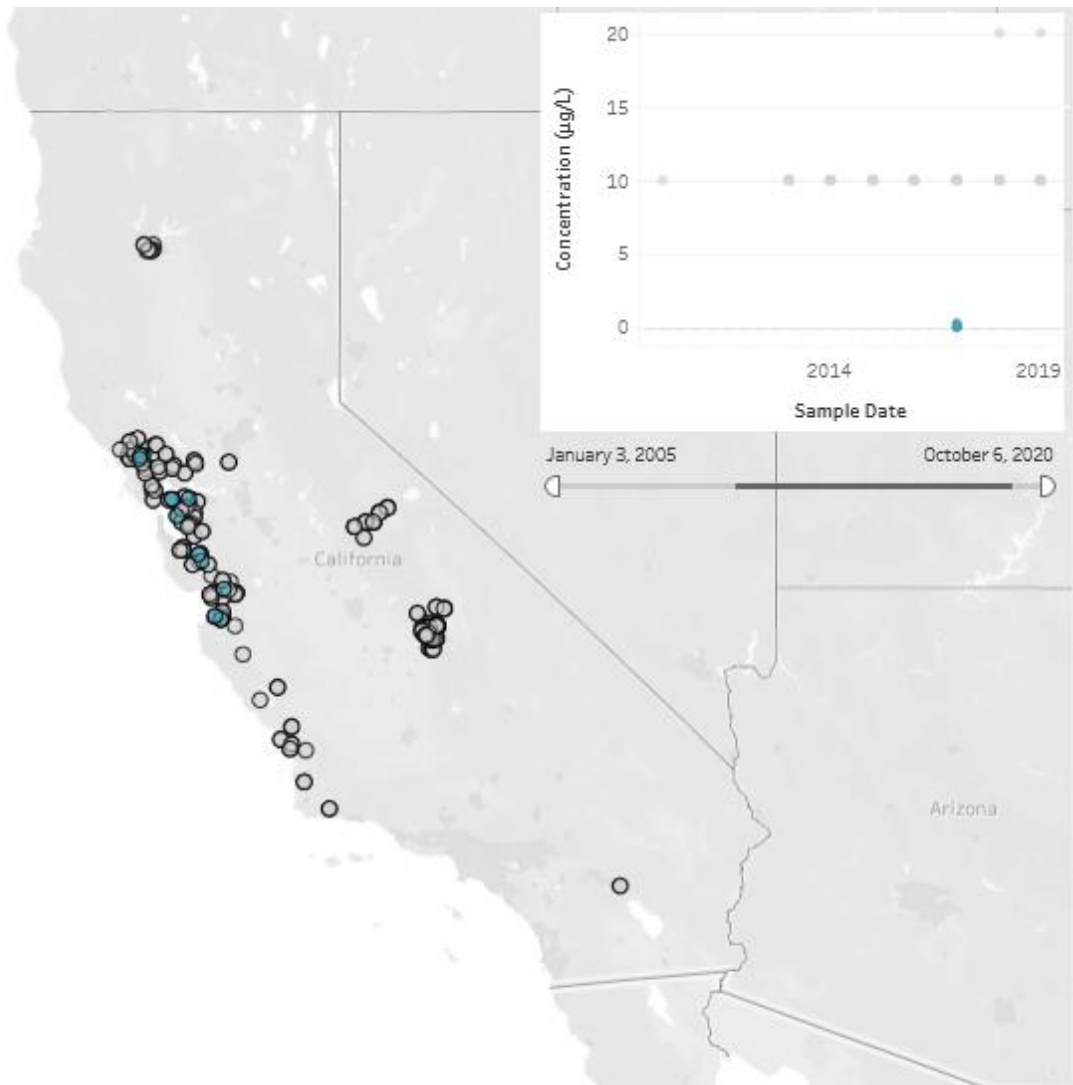


Figure 6.14. Acetaminophen in freshwater, all time periods. Teal symbols are detected measurements, grey symbols are non-detected measurements. Concentrations over time in inset plot are in micrograms per liter (ug/L).



Figure 6.15. Acetaminophen in freshwater, 2005-2010. Teal symbols are detected measurements, grey symbols are non-detect measurements. Concentrations over time in inset plot are in micrograms per liter (ug/L).



Figure 6.16. Acetaminophen in freshwater, 2011-2015. Teal symbols are detected measurements, grey symbols are non-detect measurements. Concentrations over time in inset plot are in micrograms per liter (ug/L).



Figure 6.17. Acetaminophen in freshwater, 2016-2022 (data available in State Water Board dataset is through 2019). Teal symbols are detected measurements, grey symbols are non-detect measurements. Concentrations over time in inset plot are in micrograms per liter (ug/L).

Preliminary monitoring prioritization outcome.

- $MTQ_{\text{detect}} \geq 10$ (23), trend ID (-), $N \geq 10$ (11)
- $MTQ_{\text{sub}} \geq 10$ (1,000), trend > 2.5 (8), $N \geq 10$ (492)
- Preliminary Monitoring Prioritization: **A1**

Refined Monitoring Prioritization

- MTQ Selection Table (Table 6.2.1)

- Both MTQ_{detect} and MTQ_{sub} available and >1 . Monitoring refinement based on MTQ_{detect} .
- A1 Refined Decision Framework Figure
 - Outcome based on current refined decision framework:
 - $MTQ_{\text{detect}} \geq 10$, $N \geq 10$; refined monitoring priority: High (A1).

The refined monitoring prioritization of High (A1) for acetaminophen is the same as the preliminary monitoring prioritization. Review of the data indicates that 483 of 492 samples are non-detect and that the detection limit appears to be substantially greater than the MTL resulting in MTQs >10 even for non-detect samples. This is an example where even though a CEC has a 'High' (A1) monitoring priority, additional evaluation, and refinement of either or both the MTL and MDL would likely be a better use of limited resources in lieu of collecting more data, the majority of which appear likely to be non-detect but with MTQs well above 1 (unity).

6.2.2.6 4-Nonylphenol

The refined monitoring prioritization is based on concentrations reported for the total marine water matrix. No data were available for the marine water dissolved matrix.

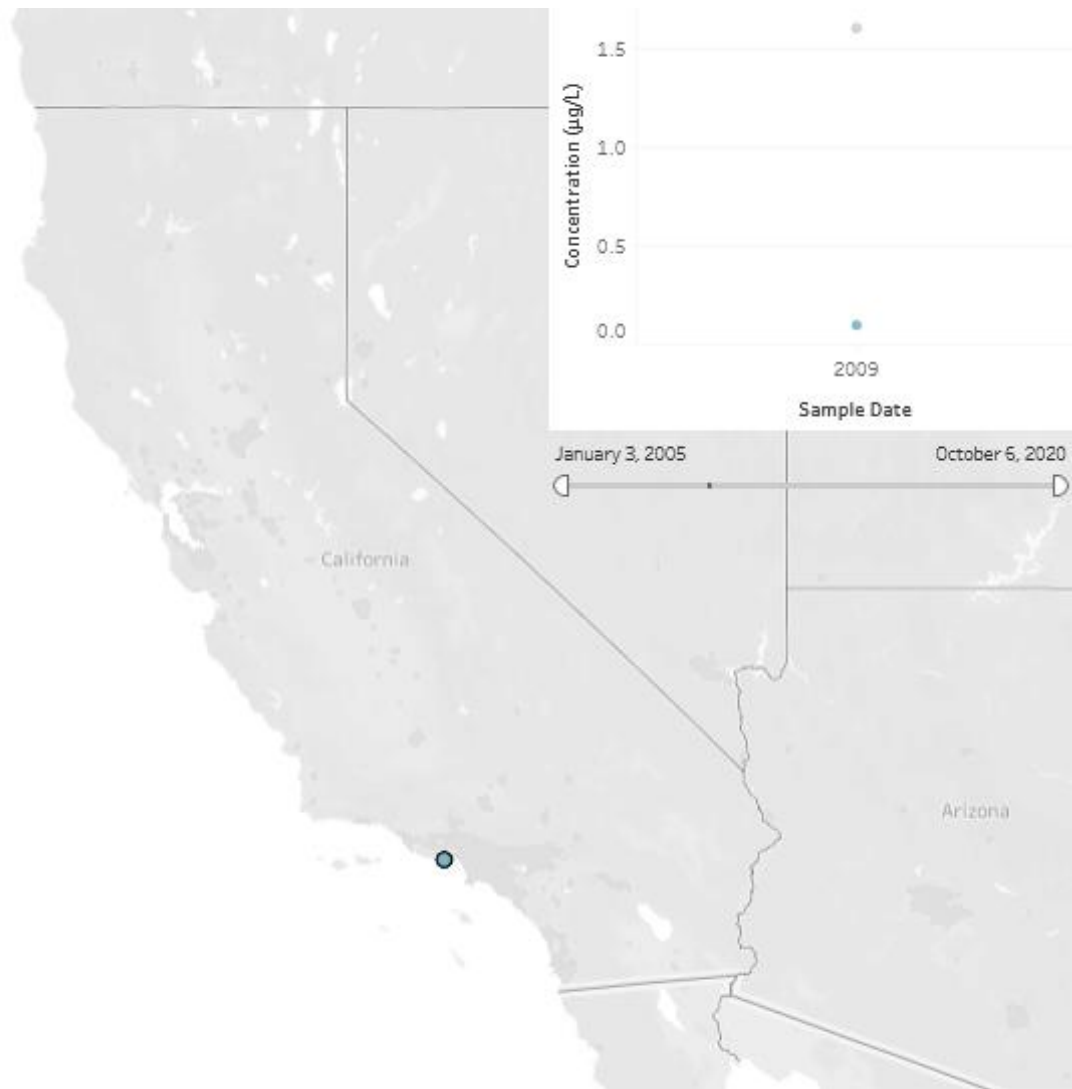


Figure 6.18. 4-Nonylphenol in marine water, all time periods. Teal symbols are detected measurements, grey symbols are non-detect measurements. Concentrations over time in inset plot are in micrograms per liter (ug/L).

Preliminary monitoring prioritization outcome.

- $MTQ_{\text{detect}} \geq 10$ (100), Trend ID (-), $N < 10$ (1)
- $MTQ_{\text{sub}} \geq 10$ (20,000), Trend ID (-), $N < 10$ (6)
- Preliminary Monitoring Prioritization: **A1**

Refined Monitoring Prioritization

- MTQ Selection Table (Table 6.2.1)

- Both MTQ_{detect} and MTQ_{sub} available and >1 . Monitoring refinement based on MTQ_{detect} .
- A1 Refined Decision Framework Figure
 - Outcome based on refined decision framework (Figure G.1):
 - $MTQ_{\text{detect}} \geq 10$, $N < 10$,
 - No spatial overlap of two most recent sampling periods given that 4-nonyl phenol was detected in only a single sample.
 - Limited sample size, special study. Evaluate need for additional monitoring.

Based on the refined monitoring prioritization, the preliminary monitoring prioritization of 'High' (A1) for 4-nonyl phenol changes to a special study to evaluate the need for additional monitoring. Such a special study should include review of the MTL and whether, as described in Chapter 4, dividing the 4-nonyl phenol freshwater MTL by an uncertainty factor of 10 to derive the marine water MTL is appropriate and whether the MDL can be refined such that concentrations below the MTL can be detected.

6.2.2.7 Chlorpyrifos

The refined monitoring prioritization is based on concentrations reported for the total marine water matrix. No data were available for the marine water dissolved matrix.

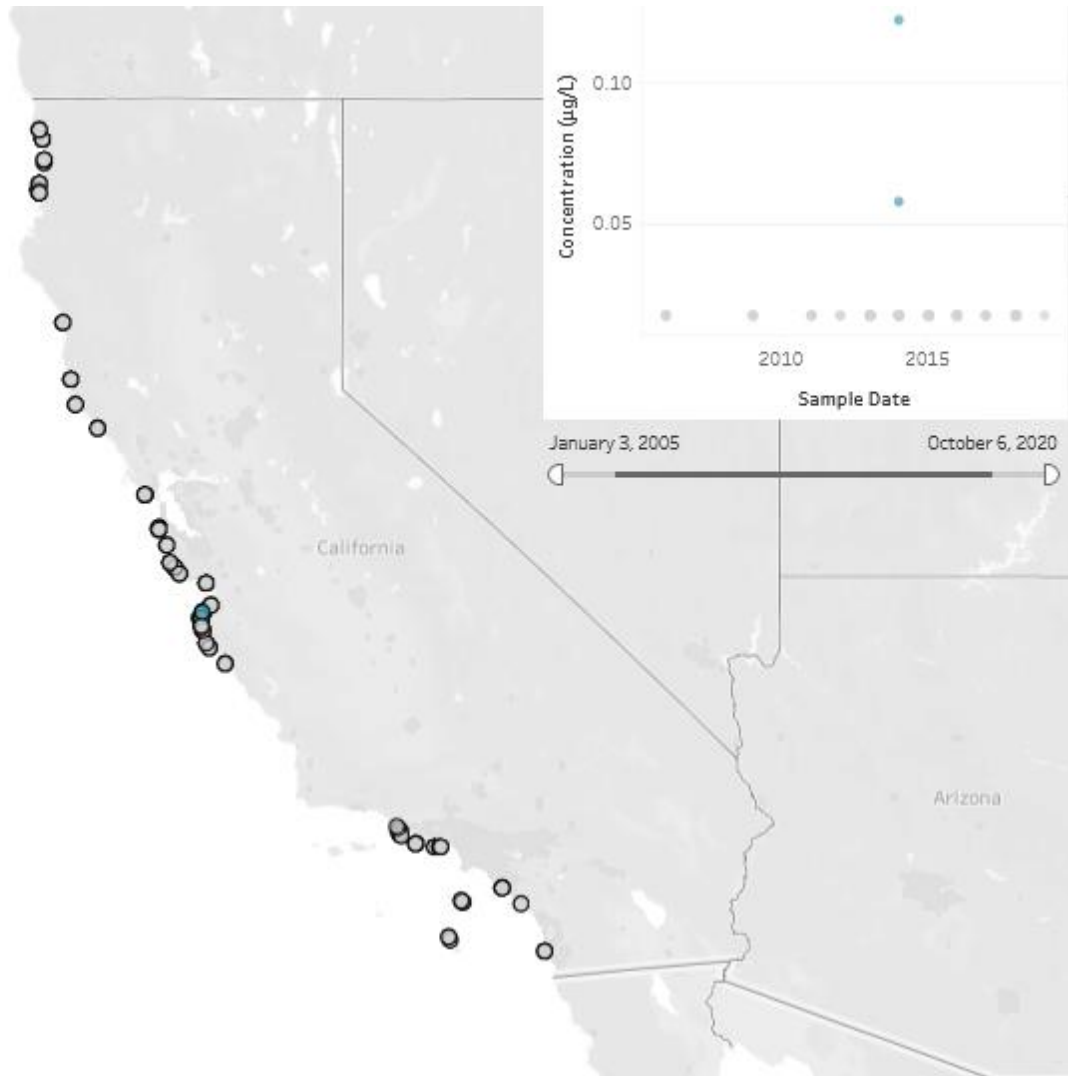


Figure 6.19. Chlorpyrifos in marine water, all time periods. Teal symbols are detected measurements, grey symbols are non-detect measurements. Concentrations over time in inset plot are in micrograms per liter (ug/L).

Preliminary monitoring prioritization outcome.

- $MTQ_{\text{detect}} \geq 10$ (289), Trend ID (-), $N < 10$ (2)
- $MTQ_{\text{sub}} \geq 10$ (45), Trend stable (1), $N \geq 10$ (656)
- Preliminary Monitoring Prioritization: **A1**

Refined Monitoring Prioritization

- MTQ Selection Table (Table 6.2.1)

- Both MTQ_{detect} and MTQ_{sub} available and >1 . Monitoring refinement based on MTQ_{detect} .
- A1 Refined Decision Framework Figure
 - Outcome based on refined decision framework (Figure G.1):
 - $MTQ_{\text{detect}} \geq 10$, $N < 10$,
 - No spatial overlap of two most recent sampling periods given that chlorpyrifos was detected in only two samples and both samples were collected in the 2011-2015 time period.
 - Limited sample size, special study. Evaluate need for additional monitoring.

Based on the refined monitoring prioritization, the preliminary monitoring prioritization of 'High' (A1) for chlorpyrifos changes to a special study to evaluate the need for additional monitoring, paying special attention to whether the MDL can be refined given that virtually all available data from marine waters are non-detect (654 of 656 samples) and existing MDLs result in MTQs of greater than 1. Additionally, as described in Chapter 4, most marine water MTLs are derived by dividing freshwater MTLs by an uncertainty factor of 10. The application of such an uncertainty factor to the chlorpyrifos marine MTL should be reviewed.

6.2.2.8 PBDE 209

The refined monitoring prioritization is based on concentrations reported for the total estuarine matrix. The estuarine dissolved matrix had fewer samples and lower MTQs than the estuarine total matrix and a lower preliminary monitoring prioritization (Low, C1).

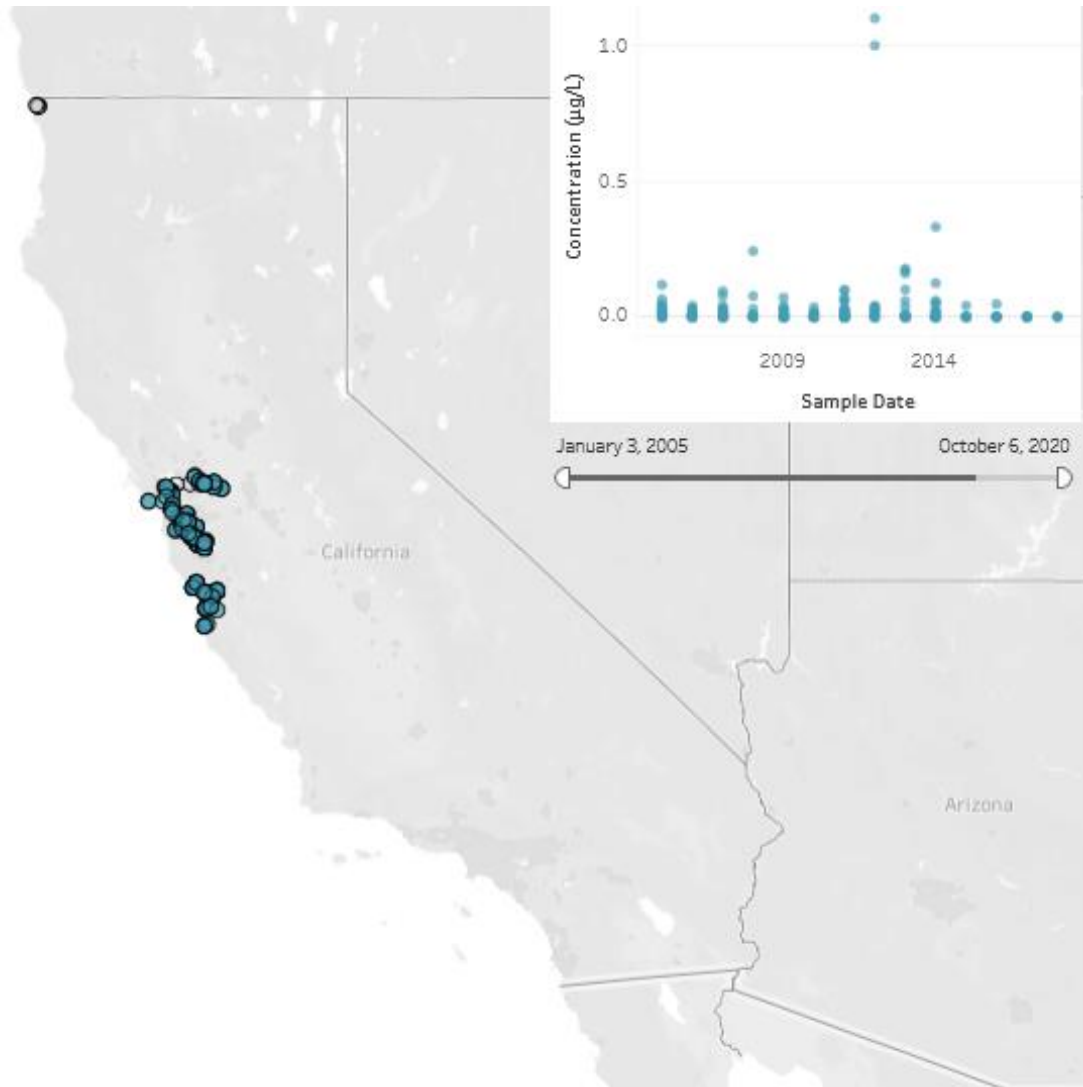


Figure 6.20. PBDE 209 in estuarine water, all time periods. Teal symbols are detected measurements, grey symbols are non-detect measurements. Concentrations over time in inset plot are in micrograms per liter (ug/L).

Preliminary monitoring prioritization outcome.

- $MTQ_{\text{detect}} \geq 10$ (432), Trend decreasing (0.01), $N \geq 10$ (270)
- $MTQ_{\text{sub}} \geq 10$ (410), Trend decreasing (0.2), $N \geq 10$ (387)
- Preliminary Monitoring Prioritization: **A1**

Refined Monitoring Prioritization

- MTQ Selection Table (Table 6.2.1)

- Both MTQ_{detect} and MTQ_{sub} available and >1 . Monitoring refinement based on MTQ_{detect} .
- A1 Refined Decision Framework Figure
 - Outcome based on refined decision framework (Figure G.1):
 - $MTQ_{\text{detect}} \geq 10$, $N \geq 10$: High (A1)

The refined monitoring prioritization for PBDE 209, ‘High’ (A1) is the same as for the preliminary monitoring prioritization. Of note is that the MTQ_{detect} for the most recent time period has declined to 11 (from 432 when considering all data collected to date). As described in Chapter 4, the marine MTL for PBDE 209 was derived by dividing the freshwater MTL by an uncertainty factor of 10. Before assigning PBDE 209 a “High” monitoring priority, the applicability of the 10-fold freshwater to marine uncertainty factor should be evaluated. If it is not necessary, the MTQ_{detect} would decrease to 1. If the decreasing trend is confirmed, that combined with an MTQ_{detect} of 1 would result in PBDE 209 in marine water not being a monitoring priority (Out, D1). This is another example where, even though a CEC has a High (A1) monitoring priority, additional evaluation, and refinement of the MTL and trend would likely be a better use of limited resources in lieu of collecting more data, the majority of which appear likely to be non-detect but with MTQs well above 1 (unity).

It should be noted that the Panel did not have the time to evaluate matrices such as sediment or biota. Completion of the prioritization with these matrices by the State Water Board is recommended, especially given that some CECs, such as PBDEs, are persistent and will accumulate in sediment and/or biota (see Chapter 6.3).

6.3 Persistence and Bioaccumulation

Most of the MTLs used in the preliminary and refined monitoring prioritization methodology are based on direct toxicity to aquatic biota. Some CECs have the potential to cause adverse effects to aquatic biota and wildlife by bioaccumulating in the food web. Although not specifically included in the prioritization methodologies presented above (unless the derivation of the MTL includes effects resulting from bioaccumulation), final decisions about prioritization and inclusion in a monitoring program should account for the persistence (P) and bioaccumulation (B) characteristics of CECs.

To identify CECs that have the potential to be persistent or bioaccumulative, the Panel used criteria established by the U.S. EPA for the New Chemicals program (U.S. EPA 1999) of $P > 2$ months and bioconcentration factor (BCF) $>1,000$ ($\log BCF=3$) for screening. These are relatively conservative criteria designed to identify problematic

chemicals before manufacturing is permitted, and they serve as useful guides. The Stockholm Convention on Persistent Organic Pollutants (POPs) uses P in water of 60 days and log BCF of 3.7 as screening criteria (UNEP 2001) while the European Union uses half-life in water of 40 days and log BCF of 3.3 (European Commission 2004). BCFs and biodegradation half-lives were calculated for nearly all of the 339 CECs in Tables H.1 to H.12 using OPERA (Mansouri et al. 2018), the Quantitative Structure Property Relationship (QSPR) model available in the USEPA CompTox dashboard. In addition, the BIOWIN and BCFBAF programs in EPI Suite, the U.S. EPA package of QSAR programs (U.S. EPA 2017) were used to calculate primary biodegradation rating and BCFs, as well as biotransformation half-lives in fish, and bioaccumulation factors (BAFs) in mid-trophic level and low trophic level fish (Appendix J, Table J.1). Predicted biodegradation half-lives using OPERA were >60 days for 52 CECs while BIOWIN identified 30 CECs with primary biodegradation requiring months. The PBDE congeners predominated among the CECs with long half-life, consistent with their known behavior as POPs. In addition, the 17 PFAS in Appendix J, Table J.1 can be added to the list as they are known either to undergo little if any natural degradation or are transformed to terminal non-degradable residues (for instance perfluorooctanesulfonamide (PFOSA) to PFOS). Neither OPERA nor BIOWIN predicted the recalcitrance of the perfluoroalkyl acids such as PFOS.

Sixty CECs in Appendix J, Table J.1 had predicted log BCFs and BAFs >3, the majority of which were PBDEs (50). Noteworthy pesticides and pharmaceuticals in this group included chlorpyrifos, as well as the fluorinated pesticides Fluazinam, Bifenthrin, Trifluralin, and Benfluralin. However, the high priority shortlist of CECs in freshwater (Appendix J, Table J.1) only included nine compounds with predicted log BCFs > 3 (including PFNA and PFOS) although this increased to 24 if BAFs in lower trophic level fish were included (Appendix J). The BCF/BAF and persistence data would have the greatest effect on the lower priority substances (Appendix J, Table J.3) where 50 of 149 substances had BAFs >3. The P and B characteristics could be normalized and combined with MTQs to create a hazard ranking of the compounds. This has recently been done by Fang et al. (2019) who ranked 135 CECs reported in surface waters of China, the U.S. and the EU using Toxicity Priority Index (ToxPi) software by combining bioaccumulation, persistence and aquatic ecotoxicity data.

6.4 Designing Monitoring Programs Considering Pre-Screened CECs for Different Matrices

Based on the data contained in the State Water Board dataset, the Panel believes it is premature to recommend specific monitoring programs at this time. Before designing such programs, the preliminary monitoring priority list for fresh, estuarine, and marine waters that contain a combined 185, 133, and 48 CECs in the 'High', 'Moderate' and

'Low' priority categories, respectively, need to be refined. Further, CECs in other matrices (e.g., sediments, tissues) should also be screened and assigned a monitoring priority. Only when a more holistic view is developed of the types of CECs in the different monitoring prioritization categories, their concentrations and geographical and temporal distribution, can meaningful monitoring programs be established. The Panel envisions a range of possible CEC monitoring programs. These include:

- State-wide monitoring programs for widely distributed CECs whose MTQ is either stable or expected to increase either because concentrations are anticipated to increase or the MTL is expected to decrease;
- Local or regional monitoring programs for CECs known or expected to occur in specific geographical areas;
- Special studies for CECs with information gaps identified by the monitoring prioritization process and for which filling those gaps could have a substantial effect on that CEC's monitoring prioritization;
- Other types of monitoring programs, such as those for bioanalytical or NTA approaches, and those for receiving water.

7. CEC PANEL SUMMARY OF KEY FINDINGS

The State Water Board and California Ocean Protection Council reconvened the CEC Science Advisory Panel for Aquatic Ecosystems (Panel) to review the occurrence, relevance, and quantification of CECs in fresh, estuarine, and oceanic water bodies of California. The goal of this assignment was to provide recommendations for development of a monitoring program for CECs in various water bodies of California in support of the State's CEC program. This review built upon the previous assessment report of the Expert Panel regarding recommendations for a CEC monitoring strategy in California from 2012 (Anderson et al. 2012). In 2012, the Panel provided a conceptual approach that focused on the universe of possible CECs, considered their likely sources and fates, and adopted a risk-based tiered screening framework to identify CECs that had the greatest potential to pose a risk to the State's ecological resources and inhabitants. The main driver for updating the CEC screening process that was presented in the 2012 report is the existence of a decade or more of California-specific monitoring data as well as the exponential increase of information regarding CECs in the aquatic environment from other national and international sources. The following sections summarize the Panel's key observations and findings while preparing this review.

7.1 High-Level Assessment of State Water Board Dataset and Refinements and Updated Risk-Based Screening Approach

The Panel conducted a critical review of the currently available CEC dataset initially compiled by the Aquatic Science Center (ASC) for the State Water Board from public databases with California monitoring data (i.e., CEDEN, Water Quality Portal, SDWIS, CIWQS, Geotracker). Occurrence data for CECs recorded in the State Water Board dataset and published peer-reviewed literature was assembled for the ASC report (Sutton et al 2022). The CEC dataset included over 427,000 records from fresh, estuarine, and marine water ecosystems for over 420 CECs. This CEC dataset represents a major increase in available monitoring data. Several broad observations include: 1) data are available throughout California (see Chapter 2), 2) a large majority of the data are non-detects lending some support to relieving environmental concern, and 3) monitoring where frequent non-detect data are available allows for focusing resources on other locations and CECs. However, significant issues remain regarding the quality of the data (see Chapter 2.1.1) which hampers interpretation.

A full description of the occurrence dataset and the challenges associated with editing it are provided in Chapter 2.3 of the ASC report. State Water Board staff has developed code in partnership with the Panel to automate the risk-based screening approach. The State Water Board would be able to periodically pull new CEC monitoring data from

these data systems to refresh the CEC dataset and risk-based prioritization, as needed. Although the data are already publicly available, the Panel recommends making the compiled CEC dataset publicly available on the CEC Program website once the State Water Board staff have conducted the data quality review (see Chapter 7.2 below).

The review by the Expert Panel of the State Water Board dataset identified the need for several data quality refinements to resolve discrepancies within the information entered in the current dataset, as noted in the 2012 Panel report (Anderson et al. 2012). Having blanks, replicates, recovery, and other information for both targeted methods and particularly for NTA is vital. Specific aspects noted by this Panel include clarifying environmental matrix, deleting records without consummate data and MDLs, and assuring proper units of measurements and then applying two additional data selection criteria (i.e., number of samples and detection frequency) to improve the utility and representativeness of the data contained in the existing statewide databases.

Given the large amount of available data and the resultant time associated with the dataset cleanup, the Panel refocused on a conceptual framework demonstrating, as a “proof of concept”, an updated risk-based screening approach for the State Water Board staff to implement. This model provides three features:

- an initial prioritization of CEC compounds of interest (‘preliminary monitoring screening’),
- an approach to further narrow with priorities based on data availability, data quality, and spatial and temporal analyses (‘refined monitoring screening’), and
- additional programmatic recommendations for the State Water Board staff to move forward.

The latter two features evolved from lessons learned while applying the initial prioritization scheme to roughly 547,000 records which produced a long list of monitoring priority CECs, either High, Moderate, or Low priority, for fresh, estuarine, and marine waters. This two-step screening process and updated approach is described further in Chapter 7.1.4 below.

7.1.1 Updated Data Availability of CEC MECs

Currently the updated CEC dataset contains approximately 547,000 records in the following environmental matrices: sediment, and fresh, marine, and estuarine water. Roughly 10% of the data cannot be used because they are reported as non-detects without any information to estimate or interpret an MDL. Of the usable data, roughly 20% were detected and the remainder are non-detects. Roughly 490,000 data records are considered trustworthy and available for estimating MECs, although records without

geographical coordinates or site information (19%) limited the utility of some of this data.

A total of 423 CECs were reported for all environmental matrices (Table 7.1). These CECs were categorized into eleven classes: pesticides, pharmaceuticals, alkyl phenols/alkyl phenol ethoxylates (AP/APEs), phthalates, polybrominated diphenyl ethers (PBDEs), brominated flame retardants (BFRs), per- and polyfluoroalkyl substances (PFAS), personal care products (PCPs), bisphenols, organophosphate esters (OPEs), and natural toxins (microcystins and marine toxins). The total records for CECs analyzed in different matrices included:

- Surface waters – ranged from 7,085 in marine waters to 235,031 in freshwater. These represented results from 3,622 sampling stations. The sampling years for fresh, estuarine, and marine water ranged from 2005 to 2021 with the largest number of records from 2017.
- Sediments – ranged from 8,695 in marine sediments to 90,950 in estuarine sediments.
- WWTP – Influent and effluent included 4,947 analyses. The majority of records are for WWTP effluents.
- Stormwater – 11,658 records.
- Biological – 25,680 records with estuarine biota constituting the largest group. Bivalves and fish were major sample matrices in marine and estuarine waters while results for fish predominated in freshwater records.

Pharmaceuticals constituted the largest group of individual CECs in freshwater (107) and estuarine waters (107), although only five were reported in marine waters. Pesticides were the next largest group ranging from 33 compounds in marine water to 106 in freshwater. PBDEs were the third largest group in water due to reporting for 51 congeners. Highest detection frequencies for PBDE in freshwaters were for congeners 15, 28, 47, 49, 99, 100, 119, 140 and 153). Summary data for each CEC (arithmetic mean, standard deviation, minimum, maximum as well as 25th, 50th, 75th and 90th percentiles) were calculated using all the results including those with detection limit substituted with a median MDL.

Data Detection Frequency: Overall detection frequencies for CECs in surface waters ranged from 5% in marine water to 42% in freshwaters. However, at the level of individual CECs, detection frequencies actually ranged from 0 to 100%. Thus, a significant portion of the monitoring data were non-detects (Table 7.1). Further complicating the records, detection limits for individual analytes often spanned several

orders of magnitude or were listed as zero or left blank. Various approaches to substitution of non-detect data were considered by the Panel and the median MDL for a specific CEC for the applicable sampling period was chosen. The 90th percentile value is inclusive of existing values, rather than an interpolated number. This substitution was made only for a given analyte and matrix and where at least one result above the MDL was available.

Table 7.1 Summary of constituents of emerging concern (CECs) recorded and detected, and measured environmental concentrations (MECs) at various method detection limits (MDLs), in the State Water Board dataset. Nondetects are ND.

	Freshwater	Estuarine	Marine	Surface Water Not recorded
# of records	235,031	38,970	7,085	100,050
# CECs detected	223	228	32	122
# CECs all ND	99	142	44	47
MEC(med) _{sub} =median MDL	206	184	29	86
MEC(min) _{sub} =min MDL	37	77	14	24

The impact of substitution of the median MDL on the 90th percentile results was greatest for pesticides, pharmaceuticals, and PCPs in freshwater samples where 47% to 80% of 90th percentiles were more than 10-fold higher than the value based only on measured results. Substitution of the median lowered the 90th percentile by more than 10-fold in a more limited number of pesticides (10 of 99 in freshwater; 4 of 43 in estuarine water).

Substitution of the median MDL reduced variability associated with censoring the data; however, it clearly introduces uncertainty about the true range of concentrations in ambient waters. In the future, a more robust data entry process is needed to screen out, for instance, MDLs that are orders of magnitude higher than the median MDL by built-in quality checkers, such as not allowing upload of such data to databases in the first place. Guidance is also needed for monitoring programs to achieve, when necessary, lowest practical detection limits (which may be depending on the Data Quality Objectives of the study) for CECs to avoid, as much as possible, a high proportion of

“less than” values. Such guidance may be dependent on the presence of other data e.g., if MTLs are known, methods should be able to measure reliably below the toxicity threshold, but do not necessarily need to measure at the limits of known technology if that is well below the toxicity threshold. Guidance may also need to be pragmatic, e.g., MDLs at half the MTL if that is meaningful. These would need to be handled on a case-by-case basis.

Additional CECs not in the State Water Board Dataset

In addition, the Panel relied on a narrow literature review focused on potentially “new” emerging CECs. The Panel included results from peer-reviewed articles for studies of CECs in surface waters in California that were not reported in the State Water Board CEC dataset. Several of these studies utilized non-target analysis to screen extracts of surface waters (Chapter 3.2). The Panel also relied on the German Environment Agency database for pharmaceuticals in surface waters, selecting reports for the USA and Canada. This yielded 133 chemicals with MECs. Tentative MTQs could be derived for 110 compounds of which 21 had MTQs >1.

7.1.2 Updated Toxicity Endpoints (MTLs)

Similar to an increasing number of studies reporting CEC occurrences in the aquatic environment, there is a growing body of literature regarding toxicological effects of CECs affecting a range of endpoints. Many toxicity values included in the State Water Board CEC dataset are ‘Predicted No Effect Concentrations (PNECs)’, derived using various methods and uncertainty (safety) factor assessments. Uncertainty/safety factors are used to ensure precaution and add conservatism when determining thresholds for toxicity or adverse effects. In many cases, PNECs included these uncertainty/safety factors, but do not provide the rationale for their inclusion. Since the transparency and rationale was often unclear, the Panel removed the uncertainty safety factors when provided and used the data from the acute or chronic toxicity study listed.

Uncertainty/safety factors were then applied based upon the expertise of the Panel. The safety factors employed attempted to provide conservative measures of toxicity for compounds that had limited chronic/reproduction data, had endocrine modes of action, or had freshwater toxicity values, but not saltwater toxicity values. Thus, the Panel attempted to reduce the uncertainties associated with values from other databases where there was limited data.

The Panel used several toxicity databases to determine toxicity values. Briefly, toxicity endpoints for roughly 400 compounds (identified from the State Water Board CEC dataset) were tabulated into a compiled toxicity dataset with values derived from the U.S. EPA in the form of Aquatic Benchmark values for pesticides, the Computational Toxicology (CompTox) Database and NORMAN Database for other compounds. In general, preference was given to U.S. EPA Aquatic Benchmarks (for pesticides) and

CompTox data with subsequent use of the NORMAN Database if the compound was not found in either of the U.S. EPA databases. The following is a summary of the Panel's key assumptions for developing MTLs.

- Selection of toxicity endpoints – The lowest toxicity value available for an aquatic species was selected for the MTL. Toxicity values for terrestrial plants (e.g., lettuce) were not selected for the MTL development. If the lowest value available was an acute endpoint, an acute:chronic safety factor was applied (lowest acute value/10). Exception was given to reproduction studies which was always considered a chronic effect, even though the duration of exposure was often acute. In those cases, the acute:chronic safety factor was not applied. Ten-fold safety factors were also applied if the U.S. EPA CompTox database indicated a significant endocrine disruption identification, or the literature showed significant endocrine effects for the compound.
- Marine or Estuarine water MTLs – For this initial prioritization, marine and estuarine MTLs were derived by dividing the freshwater MTL by a 10-fold safety factor. The Panel recommended for future use that endpoints from marine species which are present in some instances in the USEPA CompTox or NORMAN databases be prioritized. In addition, peer-reviewed literature could also be utilized to derive MTLs for marine and estuarine environments.
- Pesticide MTLs – U.S. EPA Aquatic Benchmark data were used. In general, toxicity values were presented as acute or chronic responses in either plants/algae, invertebrates, or fish. Generally, the lowest chronic toxicity value of the species was targeted for MTL derivation. If an acute value was lower than the chronic value, the acute value was used without acute:chronic safety factor addition. An additional 10-fold safety factor was applied if the compound was determined to have significant endocrine disrupting potential.
- Use of NORMAN database – the lowest PNEC tab was used from this database, with subsequent removal of safety factors to provide either NOEC, LOEC or LC50 values. Once this value was identified, the Panel included its own 10x uncertainty/safety factors to estimate chronic toxicity. An additional 10x factor was assessed if the compound was determined to have significant endocrine disrupting potential based on U.S. EPA Comptox allocation or evidence in the scientific peer-reviewed literature. Lastly, another 10x factor was used to estimate saltwater toxicity from freshwater toxicity data.
- No toxicity values available from these three databases – the peer-reviewed literature was used to develop a threshold value and subsequent safety factors applied as described above.

- Sediment MTLs – The Panel did not address sediment as a matrix in this report. However, a similar approach would be used, as described above for the freshwater aqueous derivation. Essentially, chronic NOECs would be targeted, and if not available, a 10-fold safety factor would be implemented for acute:chronic uncertainties. A 10-fold safety factor for EDC potential would be used if the compound is identified as such by the U.S. EPA CompTox database, and a 10-fold safety factor would be included when deriving for estuarine/marine MTLs if toxicity values are unavailable for organisms in these media.
- Updating MTLs – The MTLs used were based on literature, with new data and values published over time. Accordingly, the Panel recommends periodic updating of MTLs to reflect new knowledge.

7.1.3 CEC Dashboard Visualization

The State Water Board intends the collected CEC data to be useful, accessible, and interoperable; inform all water stakeholders about water quality in water bodies of interest; and fundamentally support the mission of the State Water Board CEC Program. Consistent with the goal to enhance its data culture, the State Water Board invested in a data tool kit to support the State Water Board staff to access, sort, analyze, and interactively visualize data. For the purpose of the Panel efforts, *Tableau* (Tableau Software, LLC) was selected as the initial platform that provides a simple interface for interactive geospatial evaluation and allows for advanced data analysis on large or multiple datasets with simple interfaces and dashboards.

7.1.4 Updated Risk-Based Screening Approach

As previously noted, the updated risk-based screening approach of the Expert Panel as a “proof of concept” provides three features: an initial prioritization of CEC compounds of interest (‘preliminary monitoring screening’), an approach to further narrow with priorities based on data availability, data quality, and spatial and temporal analyses (‘refined monitoring screening’), and additional programmatic recommendations for the State Water Board staff to move forward (e.g., refinement of MDLs or MTLs or both). The screening process has been updated to prioritize CECs for monitoring based on a combination of the magnitude of the MTQ and the presence or absence of a trend in concentration (Figure 7.2). Thus, the overall CEC identification and prioritization process is divided into two screening stages.

1. **Preliminary Monitoring Screening** – consists of a conservative preliminary monitoring prioritization screening based on available data and MTLs that are used to calculate an MTQ_{detect} , MTQ_{sub} , and trend. The preliminary monitoring prioritization categorizes CECs as either needing to be retained for possible inclusion in a monitoring program or eliminated from consideration in a current

monitoring program. CECs that are eliminated from consideration in a monitoring program based on current data can be evaluated again using the preliminary monitoring prioritization screening process if additional data are collected or if MTLs change. CECs that are retained for possible inclusion in a monitoring program are categorized as having either 'High', 'Moderate' or 'Low' monitoring priority.

2. **Refined Monitoring Screening** – this screening stage refines the monitoring prioritization by taking into account sample size, differences between MTQ_{detect} and MTQ_{sub} , geographic and temporal distribution of monitoring data to evaluate the presence of trend, and comparison of MDLs to MTLs. The refined monitoring prioritization framework consists of a table (Figure 6.2.1) and 10 decision tree diagrams. The first decision tree diagram is referred to as the Initial Decision Tree (Figure 6.2.1). Each of the 10 decision tree diagrams (Appendix G, Figures G.1 through G.10) correspond to one of the 10 preliminary monitoring prioritization outcomes.

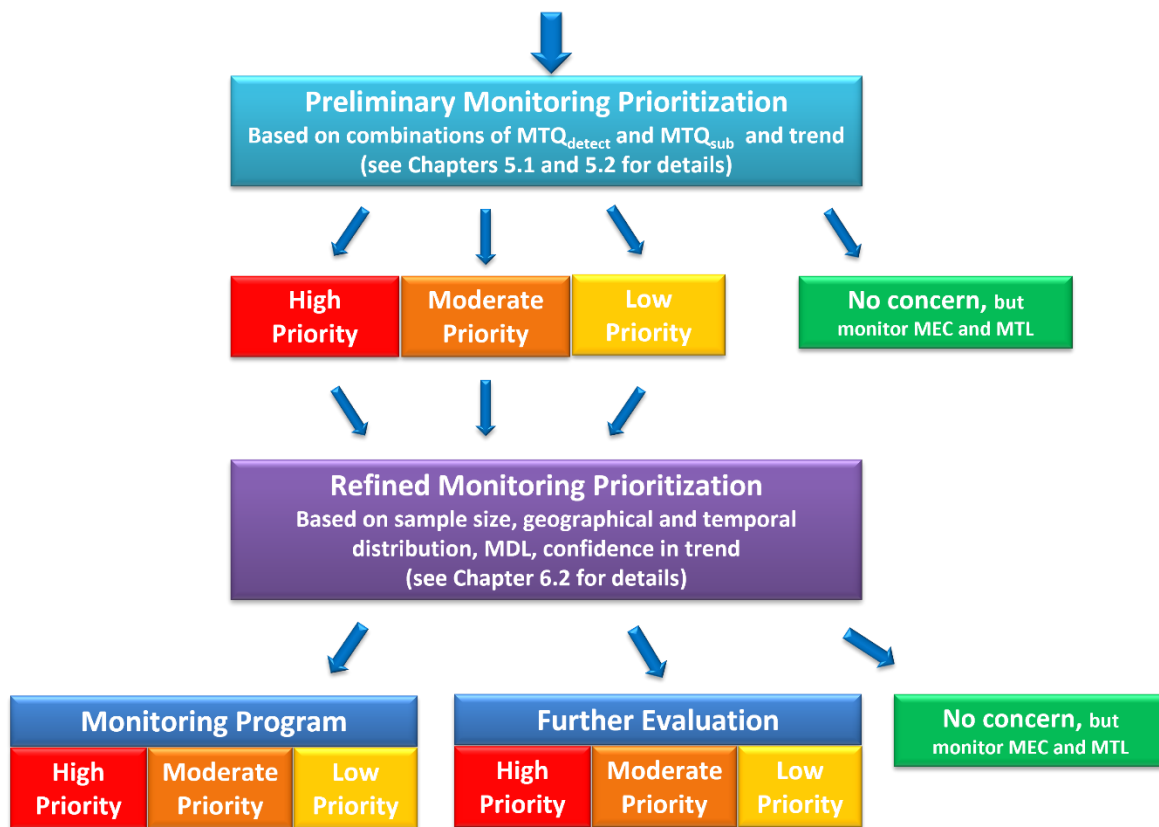


Figure 7.1 Selection framework for constituents of emerging concern (CECs) using the State Water Board dataset.

Table 7.2 presents a summary of the outcome of the initial prioritization for fresh, estuarine, and marine waters. In all three media about a fifth to a third of CECs were categorized as 'High' priority, between a third and a half were not a monitoring priority (out) and the remainder were categorized as either 'Moderate' or 'Low' priority. Almost all CECs categorized as 'Moderate' priority had $MTQ \leq 1$ (the exceptions are atenolol, bensulide, diazepam and warfarin in freshwater which have MTQ between 1 and 10) indicating the categorization is based on evidence of an increasing trend in concentration. In both fresh and marine waters about a third of the categorizations are based on MTQ_{detect} and the remainder on MTQ_{sub} . In estuarine waters about 60% of the categorizations are based on MTQ_{detect} and the remainder on MTQ_{sub} . Regardless of the media, when MTQ_{sub} is used for the prioritization, MEC_{sub} is equal to the median MDL. In other words, the assumed concentration of non-detects is driving the prioritization. When MTQ_{sub} is used for the prioritization, almost all CECs categorized as 'High' have a median $MDL > MTL$ and all CECs categorized as not a monitoring priority ('Out') have median $MDL < MTL$ demonstrating the importance of the combined effect of elevated MDLs with conservative MTLs on the initial prioritization process. It is possible that with lower MDLs or refined MTLs the priority of several of, perhaps even many of, the CECs currently categorized as 'High' based on MTQ_{sub} would decrease.

To evaluate the effect of the refined prioritization step as a proof of concept, the refined prioritization was applied to eight CECs (five freshwater, two marine water, and one estuarine water). Six of the CECs had an initial prioritization of 'High'. After application of the refined prioritization portion of the framework, three remained a 'High' priority and three were identified as needing additional study. Both CECs with an initial 'Moderate' prioritization were identified as needing special study. The proof-of-concept application of the refined portion of the prioritization framework indicates such application is workable, will refine prioritization of CECs for monitoring and will help identify data gaps that need to be addressed to determine a CEC's monitoring priority, but it also suggests even after application of the refined prioritization a large number of CECs will remain a high monitoring priority.

The intent is for the State Water Board CEC Program staff to continue to implement the Panel's "proof of concept" by adopting the CEC risk-based prioritization and following through on broader implementation such as to improve the quality of CEC data reported to the State Water Board, update data systems, update MTLs as new CEC monitoring and toxicology information becomes available and document any potential modifications to the approach. The State Water Board CEC Program staff would then work with a future CEC Advisory Panel (or similar process) that would review the State Water Boards staff's implementation of the risk-based prioritization approach and other CEC Program activities, to provide feedback and additional recommendations that could

ultimately be used to inform the State Water Board CEC Program and a CEC monitoring program.

The two-stage risk-based screening framework is not uniquely applicable to the State Water Board CEC dataset. If other datasets have available monitoring data, the screening and prioritization process can be applied to those as well.

Table 7.2 Outcome of applying the preliminary monitoring prioritization to different matrices, including the total number (N) of constituents of emerging concern (CECs) within each category, their monitoring trigger levels (MTQs) for both detected values (MTQ_{det}) and substituted values (MTQ_{sub}), and the number and percentage for which their method detection limits (MDLs) or measured environmental concentrations (MECs) compared with their monitoring trigger levels (MTLs).

Freshwater										
Metric	Preliminary Monitoring Priority (N)	Preliminary Monitoring Priority (% of total)	MTQ _{det} (N)	MTQ _{det} (% of total)	MTQ _{sub} (N)	MTQ _{sub} (% of total)	MTQ _{sub} and MDL>MTL (N)	MTQ _{sub} and MDL>MTL (%MTQ _{sub})	MTQ _{sub} and MEC=MDL (N)	MTQ _{sub} and MEC=MDL (%MTQ _{sub})
High Priority	108	34%	13	4%	95	31%	87	92%	95	100%
Moderate Priority	28	9%	12	4%	16	5%	3	19%	16	100%
Low Priority	59	18%	14	4%	45	14%	32	71%	45	100%
Out Priority	125	39%	63	20%	63	20%	0	0%	63	100%

Estuarine										
Metric	Preliminary Monitoring Priority (N)	Preliminary Monitoring Priority (% of total)	MTQ _{det} (N)	MTQ _{det} (% of total)	MTQ _{sub} (N)	MTQ _{sub} (% of total)	MTQ _{sub} and MDL>MTL (N)	MTQ _{sub} and MDL>MTL (%MTQ _{sub})	MTQ _{sub} and MEC=MDL (N)	MTQ _{sub} and MEC=MDL (%MTQ _{sub})
High Priority	56	19%	18	6%	38	13%	36	95%	38	100%
Moderate Priority	13	5%	3	1%	10	3%	0	0%	10	100%
Low Priority	48	16%	24	8%	23	8%	13	56%	23	100%
Out Priority	174	60%	109	37%	65	22%	0	0%	65	100%

Marine										
Metric	Preliminary Monitoring Priority (N)	Preliminary Monitoring Priority (% of total)	MTQ _{det} (N)	MTQ _{det} (% of total)	MTQ _{sub} (N)	MTQ _{sub} (% of total)	MTQ _{sub} and MDL>MTL (N)	MTQ _{sub} and MDL>MTL (%MTQ _{sub})	MTQ _{sub} and MEC=MDL (N)	MTQ _{sub} and MEC=MDL (%MTQ _{sub})
High Priority	26	34%	12	16%	14	18%	12	86%	14	100%
Moderate Priority	0	0%	0	0%	0	0%	NA	NA	NA	NA
Low Priority	20	26%	6	8%	14	18%	7	54%	14	100%
Out Priority	30	39%	9	12%	21	28%	0	0%	21	100%

The Panel cannot stress strongly enough that the MTQs generated as part of the prioritization process described above cannot and should not be interpreted as representing estimates of potential risk. As was the case with the CEC screening process developed in 2012, categorizing a CEC as ‘High’ monitoring priority (or “Moderate” or “Low” priority) based on its MTQ does not mean the CEC poses a potential risk, but rather only that the CEC warrants further investigation. Several conservative assumptions were used to establish the MEC and the MTL. Two CECs with some of the highest MTQs estimated using the above process exemplify the need to review the basis of all CECs with MTQs greater than unity.

Caffeine has one of the five highest MTQ_{sub} values in freshwater (100,000) driven by the median MDL, as well as a high freshwater MTQ_{detect} of 58,000. In estuarine waters the MTQ_{detect} and MTQ_{sub} are 47,000 and 29,000, respectively, and are among the highest of all CECs. The Panel recognizes these MTQs cannot represent an estimate of possible effects of caffeine in fresh or estuarine waters. Rather, the magnitude of the MTQs is a clear indication that closer examination of the basis for the MTQs is necessary. In the case of caffeine, that closer examination begins with the MTL of 0.0001 ug/L in freshwater and 0.00001 ug/L in estuarine water. The MTQs are based on detected concentrations and sample sizes of 86 detects in freshwater and 9 detects in estuarine waters. Both are sufficiently large such that their use to estimate the MTQ_{detect} does not appear to be a limitation. The MTLs are orders of magnitude below commonly achievable analytical detection limits and, therefore, almost certainly were not based on analytically measured concentrations in the toxicity studies. Closer review of the MTL reveals that it is based on a PhD dissertation from the USEPA CompTox database and utilized nominal concentrations only. Consequently, upon subsequent evaluation, use of nominal concentrations would flag this as a poor study and a re-evaluation of the toxicity threshold should be performed. In the case of caffeine, CompTox has chronic values that can be used, and the doses used for the EDC determination are not environmentally relevant. Consequently, the safety factors should not be applied and using the chronic toxicity value results in a refined MTL in the mg/l range. The corresponding MTQs are substantially less than unity, indicating that caffeine is not a monitoring priority in either fresh or estuarine waters. The Panel emphasizes that toxicity values (e.g., MTLs) that are substantially below the MDL (e.g., 5-fold or more) should be regarded with caution and may warrant additional consideration in prioritization.

As noted above, ibuprofen in freshwater is another example of a CEC where the initial categorization as a “High” monitoring priority in freshwater (A1) was due to a high MTQ_{sub} value of 1,000, but this likely greatly overstates monitoring priority given lack of detections and an MTL 1,000 times lower than median detection limit. Accordingly, the initial categorization cannot and should not be used as an indicator of potential risk. As

with caffeine, the basis for the MTL of 0.01 ug/L could be reviewed. However, the representativeness of the median MDL of 10 ug/L in the dissolved matrix should likely be reviewed first and perhaps set aside as ibuprofen in the total matrix has a median MDL of 0.02 ug/L and a corresponding MTQ_{sub} of 2; 500 times lower than the more conservative MTQ used by the prioritization process based on the dissolved matrix MDL.

Both caffeine and ibuprofen speak directly to the aforementioned emphasis by the Panel that MTQs are not indicators of potential risk. Rather, that based on the above intentionally conservative monitoring process, the State can be confident that MTQs of less than one (1) indicate a CEC is not a monitoring priority and that MTQs of greater than unity indicate the need for review of the assumptions used to derive the MTL and MEC to confirm they are representative. It is only after such review that an appropriate MTQ can be derived, and the monitoring priority of a CEC established. Review of such re-evaluations of MTLs is a possible charge for a subsequent Expert Panel.

Recognizing the cautions, the Panel felt use of conservative assumptions was appropriate for determining whether a CEC should be included in a monitoring program. Such conservative assumptions need to be refined prior to determining the monitoring priority of a CEC and especially whether a potential risk may be present. That is a key reason the Panel included a second more refined step in the prioritization methodology. One of the outcomes of that second step is the identification of some possible additional considerations to better understand and refine the monitoring priority. Some such additional considerations are discussed for some of the example CECs in Chapter 6.2.

7.2 Future Maintenance of Dataset and Dashboard

The CEC dataset is currently housed as a static file of CEC occurrence data from statewide databases of environmental occurrence data (updated ASC Report) and voluntary CEC monitoring data compiled from MS Excel™ submittals provided to State Water Board following an email request to publicly owned treatment works (POTWs) in California. The existing State Water Board dataset is for a specific list of CEC classes and analytes (see Appendix J) and was developed with specific data boundaries with a focus on samples collected since 2005 to the present from ambient ecosystems (all matrices including water, sediment, biota, etc.) and relevant sources (e.g., wastewater, stormwater, recycled water, etc.).

Moving forward, the CEC dataset should be further updated to collect the most current CEC occurrence data directly from statewide databases using similar methods and procedures similar to those used by the ASC Data Synthesis Project, with the ability to incorporate voluntary data submittals provided by various POTWs, stakeholders, and/or research projects within the State. It is the Panel's understanding that the data update

process will be documented in a forthcoming CEC Program Data Management Plan that will include development of a data dictionary and associated metadata. The CEC Program Data Management Plan should be written with a goal to publish the dataset following California's Open Data Portal guidelines (see Open Data Publisher Guide Contents – California Open Data). The approach should also include development of an automated process that queries available databases (including CEDEN, Water Quality Portal, SDWIS, CIWQS, and Geotracker) for updated CEC data submittals. CEC data should then be saved with appropriate metadata to document the details about the source of the data and provide appropriate citation to the original database. CEC occurrence data should subsequently be curated using the data curation steps developed with the Panel input (described in Chapter 5). In addition, the State Water Board data submittal portals (see sources of data previously described) need to incorporate specific quality assurance protocols (i.e., automated checking that rejects out of specification entries) for data input as described in Chapter 3. Finally, the Panel anticipates that the data acquisition and curation should evolve over time to incorporate additional CEC classes and analytes, as appropriate, and to enhance or develop additional data fields to streamline downstream data analyses.

The State Water Board data submittal portals (see sources of data previously described) need to incorporate specific quality assurance protocols (i.e., automated checking that rejects out of specification entries) for data input as described in Chapter 3. The following is a brief summary of operating procedures to improve Quality Assurance that should be developed by the State Water Board CEC Program in collaboration with the Office of Information, Management and Analysis and the State Water Board's Quality Assurance Officer to improve data quality, analysis and public access.

Recommendations for Updating the CEC Dataset and Dashboard

- Encourage the use and acceptance of data from performance-based analytical methods with documented QA/QC procedures to expand the analytical capacity for monitoring CECs, especially "new" CECs, while ensuring data quality. Such methods can be non-commercial research methods;
- Establish strict QA/QC for data entries in the future; provide list of minimum entry parameters; automate QA/QC at point of data entry and submission;
- Periodically transfer and review the quality of CEC data from the various Water Board data portals (CIWQS, CEDEN et al. see Chapter 2);
- Establish rules for data entry. Two key examples based on the Panel's review of the existing dataset:

- For a record to be valid, all fields must have an entry (e.g., latitude and longitude for the sample),
- For some fields, the Panel recommends developing valid values (e.g., MDLs);
- Review literature (published as well as grey literature) to inform Water Board staff regarding potential new emerging CECs; consider persistent, mobile, and bioaccumulative chemicals;
- Periodically update Dashboard with QA dataset. At a minimum, the CEC dataset should be published and made accessible to the public through an open data format. This approach should be coordinated through the Office of Information Management and Analysis and should establish public access to the CEC dataset with the potential to support data visualization and interpretation using programs such as Tableau, PowerBI, and/or ArcGIS. A link to the published dataset should be provided through the CEC Program website, including the version of the database to indicate when the dataset has been updated.

Recommendations for Updating Risk-Based Screening Information

- Review toxicity literature and databases to update and refine MTLs;
- Continue compiling MTLs for marine water, sediments, tissues;
- Periodically update risk-based screening results based on updated occurrence dataset and updated MTLs.

Recommendations for Developing Implementation Process and Procedures

- Develop a process for how and when to handover certain CECs/CEC classes to other Water Board or state agency programs for evaluation beyond monitoring. For example, a CEC with many years of data and MTQs consistently greater than 10 might be a candidate for refinement of its MTL, or special studies to verify whether adverse effects are occurring in ambient waters, or development of ambient water quality criteria, among others;
- Further define Risk-Based Screening Monitoring endpoint recommendations – monitoring recommendations (see discussion in Chapter 7.3);
- Establish a process for an external panel or scientific review process (see Chapter 7.4) to review regularly:

- Standard Operating Procedures and QA/QC of the dataset,
- updated toxicity endpoints and MTLs,
- results of literature review,
- updated Risk-Based screening results (includes status and results of implementing operating procedures noted above), and results of new data collected as part of special monitoring studies, which may include bioassays and NTA.

7.3 Additional Considerations and Recommendations

This Panel spent substantial amounts of thought and time refining and updating the risk-based CEC monitoring approach presented in our earlier report (Anderson et al. 2012). Updating the monitoring prioritization screening methods has allowed the Panel to develop an appreciation for their intricacy and realize that they are one aspect of refining the CEC-by-CEC and CEC class-based monitoring approach. The others (e.g., organizing the MEC data and dataset, QA of the data and analytical methods, reviewing toxicity data and deriving MTLs, developing recommended monitoring programs, etc.) are also complex and time consuming. This has led the Panel to wonder whether expecting the State Water Board CEC Program staff to successfully implement the commonly used CEC-by-CEC (“reductionist”) approach is realistic? If a key goal is to avoid a ‘new surprise’ (e.g., perchlorate, PFAS, antioxidant and antiozonant compounds in tire leachate), the Panel is concerned that several reasons exist to believe that key goal will not be achieved if the State continues to monitor for CECs using exclusively a CEC-by-CEC reductionist approach. Additionally, the Panel would like to point out that only a few instances exist where a CEC-by-CEC monitoring approach has predicted an adverse effect from a CEC before the effect was observed in ambient waters.

First, is it reasonable to expect that the State Water Board CEC Program staff will be able to recommend analytical methods with specified MDLs and reporting limits for existing and newly added CECs, have those uniformly adopted by the entities that are performing the monitoring, have the collected information correctly entered into the database (more or less), and then have State Water Board CEC Program staff QA those data such that the State Water Board and future Panels have a high degree of confidence in the representativeness and usability of those data? Based on the current Panel’s experience over the past more than two years, that does not seem a reasonable series of assumptions. That is not a reflection of the State Water Board CEC Program staff. Rather, it reflects the many pronged nature and complexity of the process used to collect and summarize CEC data and the practical limitations experienced by State

Water Board CEC Program staff to exert the necessary level of control and oversight of all of those steps given the current resource allocations.

Second, even assuming robust and reliable MEC data can be collected and compiled, MTLs and the CEC monitoring prioritization process will need to be updated on a regular basis. Following such updates, either new monitoring programs will need to be developed and implemented or existing programs modified and refined. Such review and refinement are likely doable for 10-25 CECs, particularly if portions of the monitoring prioritization screening process are part of the Dashboard (at least the initial steps). However, keeping in mind that the latter stages of the CEC prioritization process require professional judgment on a CEC-by-CEC basis, conducting such refinement for 200 or more CECs as the list of candidate CECs grows seems a daunting task.

Third, and perhaps most importantly, even if the State Water Board CEC Program staff are able to accomplish both of the above, is the CEC-by-CEC process going to identify the “next major actor” or even locations where effects from known actors are occurring and which of the known actors are responsible for those effects? Likely not. Would a CEC-by-CEC monitoring program of the type used to date have identified the antioxidant and antiozonant compounds tire leachate affecting salmon? PFAS? Even hormones? Absent information from other programs and settings that lead to the identification of possible new individual or classes of CECs suspected of causing an effect, that new CEC would not even be on the list. Similarly, the effect of compounds present in aquatic systems but that do not have toxicity information to develop MTLs also cannot be evaluated to determine if they should be on a monitoring list. The CEC monitoring list is analogous to the often-used example of looking for keys at night under a lamppost because that is the only area that is lit. This speaks directly to this Panel’s recommendation that the CEC list be updated and expanded based on review of non-California sources for new classes of CECs (see Chapter 3). Though even those new CECs may have been found only because different groups of investigators in other geographic locations were looking under different lampposts, but lampposts still. This raises the question of how one looks into the dark beyond the lit area under lampposts?

Use of a class-based or chemical grouping approach, that identifies individual compounds based on similar chemical structure as well as by function or use, could certainly widen the lit area under the lamppost. The approach was adopted in the ASC report (Sutton et al 2022) and is broadly applied in chemical risk assessment of industrial chemicals (OECD 2014). A class-based approach has been used for PFAS related chemicals by the State Water Board PFAS Action Plan (<https://www.waterboards.ca.gov/pfas/>) but it could be more widely applied to identify industrial chemicals of possible concern. Bisphenols, phthalates, alkyl phenols, and organophosphate ester flame retardants are examples of classes identified in the ASC report that could be expanded. Indeed, the ASC report included new classes (siloxanes,

plastic monomers, additives, and processing aids, vehicle and tire-related contaminants, and quaternary ammonium compounds, in a list of potential new CECs. However, individual chemicals, including precursors and degradates, within all classes may have different modes of action and thus different toxicological profiles.

The Panel's previous Expert Report(s) (Anderson et al. 2012) suggested bioanalytical methods as an approach to screen for effects of contaminants in surface waters. Chapter 3 discussed the advantages of combining bioanalytical methods with NTA as two key elements when conducting effects-based analysis. Based on the information available to this Panel, bioanalytical methods do not seem to have been widely implemented even though many are standardized and widely available for some key endpoints. They remain a monitoring methodology the Panel recommends be used regularly and widely. Such methods are especially critical for human health, as monitoring human populations for adverse effects is unlikely to be part of a recommended monitoring plan or that limits are adequately protective of aquatic life and water quality). Likewise, agencies have invested in expensive and complex high-resolution mass spectrometers necessary for instrumental NTA with the intention of using them for CEC discovery. However, instrumental NTA has limitations as discussed in Chapter 3, such as limited sensitivity due to its typically not being optimized to detect any specific set of compounds. The Panel recommends use of both bioanalytical methods to find effects, alongside instrumental NTA to search for compounds that may cause these effects, and targeted chemical analysis to quantify such compounds when appropriate standards exist.

Another more holistic monitoring method is long-term measurement of a range of in-stream biological endpoints. The pulp and paper industry implemented this approach in the past two decades in response to concerns about the menagerie of compounds in mill effluents (McLaughlin and Flinders 2016, Flinders et al. 2009a,b, Flinders et al. 2015). It was easier to actually look for effects in receiving waters than to try to analyze effluent for the menagerie and then develop the exposure and toxicity information necessary to conduct a risk assessment for all those individual compounds. The industry identified several mills covering a range of process types, geographies and streams (e.g., cold-water and warm-water; west and east) and monitored receiving waters both upstream and downstream of each mill for several years (Hall et al. 2009a,b).

California might be able to do the same by identifying the situations/settings with the greatest potential for CEC release (e.g., agricultural, POTW, urban runoff) and then establish long-term monitoring locations in various parts of the state (e.g., Central Valley, Southern California, Bay area, freshwater, estuarine water, marine water). Review of existing MTQs may already provide a sense of areas with greatest potential to observe an effect. Some form of a compiled MTQ (e.g., arithmetic mean of the CEC-

specific MTQs within a geographic area/discharge point) could be used to identify geographic areas/receiving waters with the greatest potential to be adversely affected. No doubt this would take time and effort to plan and implement but it might be a better use of limited resources than trying to manage and expand the existing CEC-by-CEC monitoring program. Combining in-stream monitoring with effects-based analysis (i.e., NTA and bioanalytical methods) should also help link bioanalytical responses to real world effects. If links can be established, the bioanalytical responses could be used for monitoring rather than the in-stream measurements given the latter are likely substantially more resource intensive. If effects are found by either monitoring biological endpoints in receiving waters or bioanalytical methods, then the search can begin for the causative agent(s), which may or may not be CECs.

The Panel is not suggesting the existing CEC-by-CEC program be eliminated. It would continue at a baseline level. The existing program is important because it informs the State about current conditions and whether those are changing for CECs on the list. The current CEC-by-CEC monitoring approach does require known toxicity data (e.g., MTLs) before it can be recommended for monitoring, e.g., MECs above an MTL implies the potential for adverse effects to aquatic life. But it does not determine whether adverse effects are actually occurring. Nor does it inform the State whether an existing CEC could become an issue in the future, although the “trend analysis” included in the refined monitoring prioritization methodology described Chapters 5 and 6 is a step in that direction. A better way would be to have information about the changes in use of compounds in commerce with a focus on existing compounds whose use is increasing and new compounds entering the market. That information could be used to develop screening level PECs and determine whether those compounds should be added to the monitoring list.

7.4 Role of Expert Panels

The role of the future Expert Panel should be to provide advice on specific technical issues and not function as a Q&A discussion panel with experts. Thus, the Expert Panel should be formed as a standing State Water Board Panel and focus on providing review and advice in the following areas:

- monitoring program development and implementation;
- professional or scientific matters to supplement staff expertise;
- scientific advice where there is lack of conclusive data or scientific certainty.
- Charges – at a minimum the Expert Panel should provide technical/scientific review of the following items:

- QA/QC SOP for data set updates;
 - Risk-Based Screening Monitoring endpoint recommendations (e.g., process/programs and recommendations to move beyond routine constituent monitoring and results of new data collected as part of special monitoring studies);
 - Updated MTLs;
 - Results of literature review;
 - Updated Risk-Based screening results.
- Review cycles – the future Expert Panel should meet at periodic intervals as appropriate, depending on mutual agreement between the Panelists and requisite State Water Board staff (e.g., CEC Program, among others). A suggested frequency would be twice per year.

8. OVERARCHING OBSERVATIONS AND RECOMMENDED NEXT STEPS

The Panel's overarching observations and recommended next steps are presented in this Chapter.

The 2012 Expert Panel had developed a risk-based framework to prioritize CECs for monitoring. The fundamental approach of that framework was a risk-based comparison of MECs to MTLs. A central question for the 2022 Panel was to see if the same or similar risk-based approach remained applicable to the much larger current dataset. Given that one of the long-standing goals of the State's CEC monitoring program is to reduce CEC "surprises" in the future, the Panel expanded the original risk-based screening framework to account for trend in concentration, if available, along with information about MEC and MTL. Because the Panel intentionally selected a highly conservative preliminary prioritization step (i.e., one that uses the 90th percentile of either the MEC_{detect} or MEC_{sub}, and MTLs based on the most conservative endpoint available from the literature or other sources), the Panel added a second step to the CEC prioritization framework to refine some of the highly conservative assumption in the initial prioritization. The refined prioritization gave greater weight to detected concentrations than to non-detects (i.e., MEC_{detect} than MEC_{sub}), considered sample size, and reviewed the basis for trends. As with the initial prioritization step of the framework, the outcome of the refined monitoring prioritization is a conservative prioritization of CECs. It is not an assessment of potential risk and MTQs of greater than unity do not indicate that adverse effects are present. They only indicate that a CEC may need to be included in a monitoring program.

The State and its contractors have been compiling and reviewing data since 2005. As the Panel delved into the data, it identified numerous data quality issues. State Water Board CEC staff worked closely with the Panel for the past two years to improve the quality of the existing dataset and to develop tools to better visualize the volumes of data collected by the State. The CEC data visualization dashboard developed by State Water Board CEC staff represents a terrific advance that will enable stakeholders to better understand the breadth of sampling conducted. While many data quality issues were corrected, the quality of some aspects of the existing dataset (e.g., MDLs) remains a concern and affects the utility of the dataset.

Recognizing that the remaining dataset still had quality limitations, the Panel nevertheless applied the updated framework using the existing dataset as a 'proof of concept' to prioritize CECs for monitoring. When the preliminary prioritization step of the expanded framework was applied to the current dataset, 195, 117, and 46 CECs were classified as a monitoring priority (either high, moderate, or low priority) in fresh,

estuarine, and marine waters, respectively. That compares to a total of 9, 7, and no CECs identified for monitoring in fresh, estuarine, and marine waters, respectively, by the 2012 Panel. Application of the refined prioritization step of the framework to eight example CECs suggests it will help identify data gaps that need to be addressed to determine a CEC's monitoring priority and may reduce the number of CECs requiring monitoring, but it also suggests a much larger number of CECs will be a monitoring priority than identified by the 2012 Panel.

While reviewing the outcome of the updated prioritization framework, the Panel realized that many CECs have MTLs that are less than their respective MDL. That leads to a CEC being a monitoring priority (either high, moderate, or low depending upon magnitude of MTQ and trend based on the initial prioritization step) even though the CEC may not have been detected or was detected very infrequently. For some CECs the MTQ may exceed 1 because the MDL is elevated. In such cases the value of such data points (records) should be further evaluated before being used to reach a conclusion about monitoring priority. For other CECs, the MDL may represent the best that labs can accomplish and the MTL is simply lower. However, as described in Chapter 4, the MTLs identified in this report and used in the prioritization framework were intentionally selected to be conservative. For some CECs, they may be more conservative than necessary to protect aquatic life and ecosystems in California waters.

The Panel also used sources beyond the State Water Board dataset, both within the State of California and outside of it, to identify a total of 135 CECs not currently included in the State Water Board dataset but whose monitoring priority should be evaluated.

Based on the level of effort over the past 2+ years it has taken the Panel and State Water Board CEC staff to develop the updated risk-based monitoring prioritization framework and to apply to it a few CECs as a 'proof of concept', the Panel is acutely aware of the technical and resource challenges posed by developing monitoring programs on a CEC-by-CEC approach. When occurrence data were relatively limited and candidate CECs relatively few, as in 2012, the occurrence data compilation to establish MECs and toxicity literature review to derive MTLs was manageable. With the current list of CECs requiring evaluation and consideration for monitoring approaching 500, the resource and quality control challenges are immense and will continue to grow. The Panel has substantial concern as to whether focusing the State's limited resources and staff on the CEC-by-CEC approach represents the best way to assure California residents and stakeholders that the presence of CECs in ambient waters are not posing a risk to aquatic life and ecosystems.

Lastly, in the 10 years between the 2012 and 2022 Panels a great deal in the world of CECs has changed. In 2012 CEC monitoring was still in early stages with limited data, approaches, and monitoring programs. As a result, the 2012 Panel was able to

summarize existing California-specific data to derive MECs, review toxicity data to develop MTLs and create a risk-based framework for CEC monitoring, among other efforts. In the intervening 10 years the CEC field has developed exponentially, and the State now has staff dedicated to monitoring and evaluating CECs. That requires a transition in the role of a Panel. Panels should no longer be expected to summarize data and develop approaches. That effort should be taken up by State staff and the results of that effort presented to a Panel for review and comment.

Key recommendations from the Panel's evaluation are:

1. Existing occurrence data need further refinement and quality assurance before they can be used to develop a final list of prioritized CECs. State staff need to develop methods and decision criteria to identify and be able to use occurrence data of high quality to prioritize CECs for monitoring. A key area of focus will be elevated MDLs and MDLs>MTLs and how to better understand the effect of MDL uncertainty on CEC prioritization.
2. Data collected in the future need to be of consistently high quality to be accepted into the dataset. Refine data entry steps to minimize missing information such as detection limits, sampling location etc. that hamper full use of the data.
3. Establish and implement a procedure to transfer and review the quality of CEC data from other sources such as CEDEN et al. (data should be collected and reviewed at least semi-annually).
4. For CECs with MTL less than an achievable MDL, the Panel recommends State Water Board CEC staff review the derivation of the MTL to determine if the inherently high level of conservatism in the MTLs presented in this report is necessary to protect aquatic life and ecosystems in California waters. Similarly, the Panel recommends that for CECs with MTL>MDL, State Water Board CEC staff consider whether MDLs required by the monitoring program need to be as low as achievable or simply low enough to achieve the MTL.
5. Establish a procedure to review literature (published as well as grey literature) to inform State Water Board staff regarding potential newly emerging CECs making sure to take into consideration factors including persistence, mobility, and bioaccumulation potential.
6. State Water Board CEC staff should apply the updated prioritization framework to all CECs in the High, Moderate, and Low preliminary monitoring priority categories (see Chapter 6.1) to develop a refined CEC prioritization list for monitoring. Before implementing a statewide monitoring program, the Panel

recommends that a subsequent Panel or similar process review the statewide monitoring plan.

7. Define a process to address how and when to handover certain CECs/CEC classes to other programs within the State Water Board or sister agencies. Specifically, the State Water Board staff need to consider the situation that at some point sufficient monitoring has occurred and the “status” of a CEC or CEC class changes from a monitoring program to another actionable program.
8. Establish a process that encourages the use and acceptance of data from non-commercial (research) analytical methods and documented QA/QC procedures.
9. The Panel recommends State Water Board CEC staff continue to refine the Visualization Dashboard and the incorporation of the CEC prioritization framework in the dashboard enabling the State to automate many of the steps necessary identify and prioritize CECs for monitoring, as well as identify the areas in California where monitoring for CECs would be most beneficial.
10. The Panel recommends the State explore alternative monitoring approaches to identify CECs that may pose a risk aquatic life and aquatic ecosystems in California including bioanalytical methods, use of PECs for CECs without California-specific MEC data; NTA; and effects-based biomonitoring in a few key locations/ecosystems.
11. The Panel recommends the State employ Expert Panels or similar processes in the future to review draft CEC prioritization and monitoring programs and approaches developed by State Water Board CEC staff and its contractors; future Expert Panels or similar processes should not be expected to develop such programs and approaches.

REFERENCES

- Aalizadeh R, von der Ohe P, Thomaidis NS (2017). Contaminants on the Water Flea *Daphnia magna* by Ant Colony Optimization - Support Vector Machine QSTR models. *Environmental Science: Processes and Impacts*, 19:438-448.
- Ankley GT, Bennett RS, Erickson RJ, Hoff DJ, Hornung MW, Johnson RD, Mount DR, Nichols JW, Russom CL, Schmieder PK, Serrano JA, Tietge JE, Villeneuve DL (2010) Adverse outcome pathways: a conceptual framework to support ecotoxicology research and risk assessment. *Environmental Toxicology and Chemistry* 29:730-741.
- Antweiler RC (2015). Evaluation of Statistical Treatments of Left-Censored Environmental Data Using Coincident Uncensored Data Sets. II. Group Comparisons. *Environmental Science & Technology* 49:13439-13446.
- Brinkmann M, Montgomery D, Selinger S, Miller JGP, Stock E, Alcaraz AJ, Challis JK, Weber L, Janz D, Hecker M, Wiseman S (2022). Acute Toxicity of the Tire Rubber-Derived Chemical 6PPD-quinone to Four Fishes of Commercial, Cultural, and Ecological Importance. *Environmental Science & Technology Letters* 9:333-338.
- Chen Q, Marques M, dosSantos P, Tanabe G, Harraka J, Magnuson V, McGruer V, Wenhui Q, Shi H, Snyder SA. (2022). Bioassay guided analysis coupled with non-target chemical screening in polyethylene plastic shopping bag fragments after exposure to simulated gastric juice of fish. *Journal of Hazardous Material* 401:123421.
- Crago J, Xu EG, Kupsco A, Jia F, Mehinto AC, Lao W, Maruya KA, Gan J, Schlenk D (2016). Trophic transfer and effects of DDT in male hornyhead turbot (*Pleuronichthys verticalis*) from Palos Verdes Superfund site, CA (USA) and comparisons to field monitoring. *Environmental Pollution* 213:940-948.
- Dix DJ, Houck KA, Martin MT, Richard AM, Setzer RW, Kavlock RJ. (2007) The ToxCast program for prioritizing toxicity testing of environmental chemicals. *Toxicol Sci* 95:5-12.
- Dos Santos MM, Cheriaux C, Jia S, Thomas M, Gallard J, Croue JP, Carato P, Snyder SA (2021). Genotoxic effects of chlorinated disinfection by-products of 1,3-diphenylguanidine (DPG): Cell-based in-vitro testing and formation potential during water disinfection. *Journal of Hazardous Materials* 436:129114.
- European Commission (2004). "EC regulation no. 850/2004 of the European Parliament and of the Council of 29 April 2004 on persistent organic pollutants and amending Directive 79/117/EEC." OJL 158: 30 pp.

Fang W, Peng Y, Muir D, Lin J, Zhang X (2019). A critical review of synthetic chemicals in surface waters of the US, the EU and China. *Environment International* 131:104994.

Flinders CA, McLaughlin DB, Ragsdale RL (2015). Quantifying variability in four US streams using a long-term dataset: patterns in biotic endpoints. *Environmental Management* 56:447-456.

Flinders CA, Minshall GW, Ragsdale RL, Hall TJ (2009a). Patterns of macroinvertebrate assemblages in a long-term, watershed-scale study to address the effects of pulp and paper mill discharges in four U.S. receiving streams. *Integrated Environmental Assessment and Management* 5:248–258.

Flinders CA, Ragsdale RL, Hall TJ (2009b). Patterns of fish community structure in a long-term watershed-scale study to address the aquatic ecosystem effects of pulp and paper mill discharges in four U.S. receiving streams. *Integrated Environmental Assessment and Management* 5:219–233.

GWRC (2021) Effect Based Monitoring in Water Safety Planning: Survey on Water Safety & Effect-Based Monitoring (WP 2.4 Report). Prepared by Dechesne M, Arnal C, Meheut G. Global Water Research Coalition, London, UK.

Hall TJ, Fisher RP, Rodgers JL, Minshall GW, Landis WG, Kovacs TG, Firth BK, Dubé MG, Deardorff TL, Borton DL (2009a). A long-term multitrophic level study to assess pulp and paper mill effluent effects on aquatic communities in four United States receiving waters: Background and status. *Integrated Environmental Assessment and Management* 5:189–198.

Hall TJ, Fisher RP, Rodgers JL, Minshall GW, Landis WG, Kovacs T, Firth BK, Dubé M, Flinders CA, Deardorff TL, Borton DL (2009b). A long-term multitrophic level study to assess pulp and paper mill effluent effects on aquatic communities in four United States receiving waters: Lessons learned. *Integrated Environmental Assessment and Management* 5:283–290.

Helsel D (2010). Much Ado About Next to Nothing: Incorporating Nondetects in Science. *The Annals of Occupational Hygiene* 54:257-262.

Jia A, Wu S, Daniels KD, Snyder SA (2016). Balancing the budget: Accounting for glucocorticoid bioactivity and fate during water treatment. *Environmental Science & Technology* 50:2870-2080.

LaLone CA, Villeneuve DL, Lyons D, Helgen HW, Robinson SL, Swintek JA, Saari TW, Ankley GT (2016). Editor's Highlight: Sequence Alignment to Predict Across Species Susceptibility (SeqAPASS): A Web-Based Tool for Addressing the Challenges of Cross-Species Extrapolation of Chemical Toxicity. *Toxicological Sciences* 153:228-45.

Lavado R, Loyo-Rosales JE, Floyd E, Kolodziej EP, Snyder SA, Sedlak DL, Schlenk D (2009). Site-specific profiles of estrogenic activity in agricultural areas of California's inland waters. *Environmental Science & Technology* 43: 9110-9116.

Mansouri K, Grulke CM, Judson RS, Williams AJ (2018). OPERA models for predicting physicochemical properties and environmental fate endpoints. *Journal of Cheminformatics* 10:10.

Maruya K, Lao W, Vandervort D, Fadness R, Lyons M, Mehinto A (2022). Bioanalytical and chemical-specific screening of contaminants of concern in three California (USA) watersheds. *Heliyon* 8:e095534.

McLaughlin DB, Flinders CA (2016). Quantifying variability in four US streams using a long-term data set: patterns in water quality endpoints. *Environmental Management* 57:368-388.

Mehinto AC, Du B, Maruya KA (2022). Screening for contaminants of emerging concern in the Southern California Bight. Southern California Coastal Water Research Project, final report to the California Ocean Protection Council (OPC Agreement C0303800).

OECD (2014). Guidance on Grouping of Chemicals, Second Edition. Series on Testing & Assessment. No. 194. ENV/JM/MONO(2014)4. Paris, Organisation for Economic Co-operation and Development: 141 pp.

Perkins EJ, Ashauer R, Burgoon L, Conolly R, Landesmann B, Mackay C, Murphy CA, Pollesch N, Wheeler JR, Zupanic A, Scholz S (2019). Building and applying quantitative adverse outcome pathway models for chemical hazard and risk assessment. *Environmental Toxicology and Chemistry*. 38:1850-1865.

Schlenk D, Lavado R (2011). Impacts of climate change on hypersaline conditions of estuaries and xenobiotic toxicity. *Aquatic Toxicology* 105:78-82.

Schlenk D, Sapozhnikova Y, Irwin MA, Xie L, Hwang W, Reddy S, Brownawell BJ, Armstrong J, Kelly M, Montagne DE, Kolodziej EP, Sedlak D, Snyder S (2005). *In vivo* Bioassay Guided Fractionation of Marine Sediment Extracts from the Southern California Bight for Estrogenic Activity. *Environmental Toxicology and Chemistry* 24:2820-2826.

Schlenk D, Lavado R, Loyo-Rosales J, Jones W, Maryoung L, Riar N, Werner I, and Sedlak D (2012). Reconstitution studies of pesticides and surfactants exploring the cause of estrogenic activity observed in surface waters of the San Francisco Bay Delta. *Environmental Science & Technology* 46:9106-9111.

Schymanski EL, Jeon J, Gulde R, Fenner K, Ruff M, Singer JP, Hollender J (2014). Identifying small molecules via high resolution mass spectrometry: Communicating confidence." *Environmental Science & Technology* 48: 097-2098.

Sinitzyn D, Garcia-Reyero N, Watanabe KH (2022). From qualitative to quantitative AOP: A cCase study of neurodegeneration (2022). *Frontiers in Toxicology* 4:838729.

Sutton R, Miller E, Wong A, Mendez M, Lin D (2022). CECs in California's Ambient Aquatic Ecosystems: Occurrence and Risk Screening. R. Aquatic Science Center, CA. ASC Contribution #1066, Draft 2.0; February 4, 2022.

Tian Z, Zhao H, Peter KT, Gonzalez M, Wetzel J, Wu C, Hu X, Prat J, Mudrock E, Hettinger R, Cortina AE, Biswas RG, Kock FVC, Soong R, Jenne A, Du B, Hou F, He H, Lundeen R, Gilbreath A, Sutton R, Scholz NL, JDavis JW, Dodd MC, Simpson A, McIntyre JK, Kolodziej EP (2021). "A ubiquitous tire rubber-derived chemical induces acute mortality in coho salmon." *Science* 371: 185.

UBA (2021). "Database - Pharmaceuticals in the environment (<https://www.umweltbundesamt.de/en/database-pharmaceuticals-in-the-environment-0>)."

UNEP (2001). Final act of the plenipotentiaries on the Stockholm Convention on persistent organic pollutants. Geneva, Switzerland, United Nations environment program chemicals: 445.

U.S. EPA (1999). Category for persistent, bioaccumulative and toxic new chemical substances Federal Register (64 FR 60194-60204, November 4, 1999 (FRL-6097-7))

U.S. EPA (2017). Exposure Assessment Tools and Models, Estimation Program Interface (EPI) Suite Ver 4.11. <https://www.epa.gov/tsca-screening-tools/epi-suite-estimation-program-interface>. Washington, DC, US Environmental Protection Agency, Office of Pollution Prevention and Toxics.

Yanagihara M, Hiki K, Iwasaki Y. (2022) Can chemical toxicity in saltwater be predicted from toxicity in freshwater? A comprehensive evaluation using species sensitivity distributions. *Environmental Toxicology and Chemistry*. 41:2021-2027.

Wu S, Jia A, Daniels KD, Park M, Snyder SA (2019). Trace analysis of corticosteroids (CSs) in environmental waters by liquid chromatography-tandem mass spectrometry. *Talanta* 195:830-840.

APPENDIX A – BIOGRAPHIES OF PANEL MEMBERS

HUMAN HEALTH TOXICOLOGIST-/RISK ASSESSOR

Dr. Paul Anderson

Independent Consultant

P.O. Box 1171

Berlin, MA 01503

Email: pdanderson@charter.net

Education:

Postdoctoral Fellowship, Harvard School of Public Health, Interdisciplinary Programs in Health

Postdoctoral Fellowship, Harvard University, Biology Department

Ph.D., Biology, Harvard University

M.A., Biology, Harvard University

B.A., Biology, Boston University

Dr. Anderson has over 35 years of experience in human health and ecological risk assessment. Since 2000, Dr. Anderson has led several research efforts investigating the potential presence and effects of active pharmaceutical ingredients (APIs) and personal care products in surface water. His research in the area of constituents of emerging concern (CECs) began with the development of a screening level model (the Pharmaceutical Assessment and Transport Evaluation (or PhATE™) model) published in 2004 that predicts the concentration in surface water of human-use pharmaceuticals and other compounds released from wastewater treatment plants (WWTPs) across the United States. The model has since been corroborated and was published in *Environmental Science & Technology* in 2004. Additionally, Dr. Anderson helped develop a database that summarizes the English language peer-reviewed literature on aquatic toxicity, environmental fate in surface water and treatment plant removal of pharmaceuticals. The database is designed to make all historical information easily accessible to users. Dr. Anderson and his colleagues have also assessed these tools to conduct several evaluations, including an assessment of the potential human health effects of several therapeutic classes of pharmaceuticals in US surface waters; developed of a predicted no effect concentration for protection of aquatic receptors from ethinyl estradiol (EE2); compared of predicted to measured concentrations of EE2 in

surface water to establish the range of likely EE2 concentrations; evaluated of the potential for estrogens (both prescribed and naturally occurring) in drinking water to pose a potential risk to humans in the United States; characterized of the potential ecological risk associated with EE2 in surface water; summarized the state-of-the-science of endocrine disrupting compounds (EDCs) and the implications of the presence of such compounds for wastewater treatment; and investigated the effect of differing regulatory guidance on the risk-based management of APIs in industrial wastewater discharges; and developed ecological risk-based screening levels for per and polyfluoroalkyl substances.

BIOCHEMIST AND ECOTOXICOLOGIST

Dr. Nancy Denslow

Professor and Acting Chair

Dept. of Physiological Sciences and Center for Environmental and Human Toxicology

University of Florida, Gainesville, FL 32611 phone: 352-294-4642 email:
ndenslow@ufl.edu

Education:

Postdoctoral Fellow, University of Florida

Ph.D., Biochemistry and Molecular Biology, University of Florida

M.S., Biochemistry and Molecular Biology, Yale University

B.S., Chemistry, Mary Washington College

Dr. Denslow's research involves environmental toxicology with special focus on endocrine disruptors and pharmaceuticals in the environment. Her interests include defining molecular mechanisms of action of endocrine disrupting chemicals that adversely affect reproduction in fish that are exposed to the contaminants in surface waters. Her research covers both sex hormone receptor mediated and independent mechanisms. Favorite model systems include largemouth bass, fathead minnow, sheepshead minnow and zebrafish. Common research tools include traditional toxicology assays, biochemical pathways, histopathology, real time PCR, proteomics, tissue culture-based assays, transfections, and in vivo determination of reproductive endpoints. In addition, transcriptomics and proteomics tools are used to characterize the effects of the exposures. She developed monoclonal antibodies against vitellogenin for several different fish species and was involved in early studies on feminization of fish in the US. She has published more than 250 peer-reviewed publications and has led research projects supported by NIH/NIEHS, NSF, USEPA, USGS, and the US Army Corps of Engineers. Dr. Denslow has served as Associate Editor for *Comparative Biochemistry and Physiology Part D Toxicogenomics and Ecotoxicology and Environmental Safety*. She received the Pfizer Award for Research Excellence in 2007, a UFRF professor designation for 2009-2012 and for 2017-2020, the SETAC Founders Award in 2016. Dr. Denslow previously served for 15 years as the Director of the Protein Chemistry and Molecular Biomarkers Core Facility at the University of Florida. She has served on the Executive Board of the Association for Biomolecular Research Facilities (ABRF) and for FASEB and is a member of the Society of Environmental Toxicology and Chemistry (SETAC) and the Society of Toxicology (SOT) serving on the

leadership team of two specialty sections, Molecular and Systems Biology and Reproduction and Developmental Toxicology. She has served on two Scientific Advisory Panels supported by the California State Water Board in the USA focused on the monitoring of recycled and surface waters for emerging contaminants.

CIVIL ENGINEER FAMILIAR WITH THE DESIGN AND CONSTRUCTION OF RECYCLED WATER TREATMENT FACILITIES

Prof. Dr. Jörg E. Drewes (Panel Chair)

Chair of Urban Water Systems Engineering

Technical University of Munich (TUM)

Am Coulombwall 3

85748 Garching, Germany

Phone: 303-884-9746

E-mail: jdrewes@tum.de

Education:

Postdoctoral Fellow, Arizona State University, USA

Dr.-Ing., Environmental Engineering, Technical University of Berlin, Germany

Dipl. Ing., Environmental Engineering, Technical University of Berlin, Germany

Dr. Drewes has been actively involved in research in the area of water treatment and non-potable and potable water reuse for more than 30 years. For the last 25 years, Dr. Drewes has been conducting research on potable reuse projects in the State of California, including surface spreading as well as direct injection projects. The main focus of these studies has been the fate and transport of trace organic chemicals and pathogens in these systems. Before joining TUM in 2013, he serves as Full Professor of Civil and Environmental Engineering at the Colorado School of Mines, USA (2001-2013) and Director of Research for the National Science Foundation Engineering Research Center on Reinventing the Nation's Urban Water Infrastructure (ReNUWIt). Dr. Drewes has published more than 350 journal papers, book contributions, and conference proceedings. He served on multiple science advisory panels and chaired blue ribbon panels on topics related to public health, engineering, and reliability of water reuse projects in the U.S., Australia, and the EU. Since 2020, he is a member of the Advisory Council on Global Change directly advising the German government. He was awarded the 2022 William Dunbar Medal of the European Water Association, the 2007 AWWA Rocky Mountain Section Outstanding Research Award, the Quentin Mees Research Award in 1999, the Willy-Hager Dissertation Award in 1997, and the 2003 Dr. Nevis Cook Excellent in Teaching Award. In 2008 and 2013, he was appointed to the U.S. National Academies/National Research Council Committees on Water Reuse as an Approach for Meeting Future Water Supply Needs (2008-2012) and Onsite Reuse of

Graywater and Stormwater (2013-2015), respectively. He also serves on the Research Advisory Council of the Water Environment and Reuse Foundation (Alexandria, VA) and on the State of California's expert panel on direct potable reuse. Professor Drewes currently serves as the chair of the International Water Association (IWA) Water Reuse Specialist Group. He is currently an Associate Editor for *ACS Environmental Science and Technology Water*.

CHEMIST FAMILIAR WITH OCCURRENCE, FATE, AND EFFORTS OF CONSTITUENTS OF EMERGING CONCERN

Dr. Derek Muir

Senior Research Scientist (Emeritus)

Water Science & Technology Directorate

Environment & Climate Change Canada

Burlington ON L7S 1A1

Email: derek.muir@ec.gc.ca; derek.muir@sympatico.ca

Education:

Ph.D., Agricultural Chemistry, McGill University

B.Sc., General Science, McGill University

Dr. Muir is a Senior Research Scientist with the Aquatic Contaminants Research Division, Science & Technology Branch of Environment and Climate Change Canada (ECCC) and holds Adjunct Professor positions at University of Toronto (Chemistry) and University of Guelph (School of Environmental Sciences). In 2018-19 he held the King Carl XVI Gustaf Professorship in Environmental Science, at Stockholm University. Over a 40+ year career, he has led studies on sources, fate and bioaccumulation of persistent organic pollutants, constituents of emerging concern, polycyclic aromatic compounds, mercury, and heavy metals in the freshwater, marine, and terrestrial environments with a focus on new emerging issues and on temporal trends. His recent work has included screening and assessment of industrial chemical inventories for persistent and bioaccumulative chemicals. He is author or co-author of over 700 peer reviewed papers, book chapters, and assessment reports. He is a Fellow of the Society of Environmental Toxicology and Chemistry (SETAC) and a Fellow of the Academy of Science of the Royal Society of Canada. He served as President of SETAC in 2008. A major role over the past 25 years has been to lead or co-lead the preparation of assessments of spatial and temporal trends of contaminants in the Canadian and circumpolar Arctic for the Arctic Monitoring and Assessment Program. Dr. Muir received the SETAC Founders Award in 2000 and is a Pew Fellow in Marine Conservation. In 2018 he received the W. Garfield Weston Family Prize for Lifetime Achievement in Northern Research 2018. He has been a member of the San Francisco Estuary Institute, Emerging Chemicals Committee since 2006.

EPIDEMIOLOGIST/RISK ASSESSOR

Dr. Adam Olivieri, P.E.

Vice President

EOA, Inc.

1410 Jackson Street, Oakland, CA 94612

Phone: 510- 832-2852 ext.115

Email: awo@eoainc.com

Education:

Postdoctoral Fellow, School of Public Health, University of California, Berkeley

Dr. P.H., University of California, Berkeley

M.P.H., University of California, Berkeley

M.S., Civil and Sanitary Engineering, University of Connecticut

B.S., Civil Engineering, University of Connecticut

Dr. Olivieri has over 35 years of experience in the technical and regulatory aspects of water recycling, groundwater contamination by hazardous materials, water quality and public health risk assessments, water quality planning, wastewater facility planning, urban runoff management, and on-site waste treatment systems. Adam gained this experience working as a staff engineer with the California Regional Water Quality Control Board (San Francisco Bay Region), as a post doc and staff specialist with the School of Public Health at the University of California, Berkeley, and as a consulting engineer. He acts as project manager, principal engineer, and technical advisor on a wide variety of environmental projects and has extensive experience in the area of microbial risk assessment and the application of such models to make engineering and public policy decisions

Dr. Olivieri received his B.S. in Civil Engineering and his M.S. in Civil/Environmental engineering from the University of Connecticut. In addition, he received his M.P.H. and Doctor of Public Health (Dr.PH) in Environmental Health Sciences from the University of California at Berkeley. Adam is a Registered Civil Engineer in the State of California.

Dr. Olivieri served as the co-project director at the Public Health Institute/Western Consortium for Public Health, where he directed the City of San Diego's Health Effects Studies at Mission Valley and San Pasqual, investigating the health risks of potable reuse of reclaimed San Diego municipal wastewater.

Dr. Olivieri has and continues to serve on a number of national technical review panels. Currently he serves on several National Water Research Institute technical review panels including the C-Chair of California State Water Board IPR/DPR Expert Panel and expert panels for Chemicals of Emerging Concern managed through the Southern California Coastal Water Research Project. At the request of the U.S. House of Representatives – Subcommittee on Water Resources and Environment, he provided testimony on potential public health impacts of microbial agents and risk assessment relative to the national wastewater blending issue. Dr. Olivieri serves on the board of the San Francisco Estuary Institute (SFEI) and is a member of the RMP Steering Committee. Dr. Olivieri received the 2017 WateReuse Presidents Award and has published over 100 papers, several book chapters and numerous technical reports.

ENVIRONMENTAL TOXICOLOGIST

Dr. Daniel Schlenk

Professor

Department of Environmental Sciences

University of California, Riverside, CA 92521

Phone: 951-827-2018

Email: daniel.schlenk@ucr.edu

Education:

Postdoctoral Fellow, Duke University

Ph.D., Biochemical Toxicology, Oregon State University

B.S., Toxicology, Northeast Louisiana University

The overall focus of Dr. Schlenk's laboratory has been to evaluate mechanisms of action of chemicals in aquatic and marine organisms. For the past 25 years, Dr. Schlenk has been interested in the fate and effects of emerging and legacy compounds on biota. He has published more than 350 peer reviewed journal articles and book chapters on the identification of Molecular Initiating and Key Events within Adverse Outcome Pathways for emerging and legacy contaminants in wildlife and humans. His expertise is in the linkage of molecular and bioanalytical responses associated with neuroendocrine development and whole animal effects on reproduction, growth and survival. It is his goal to understand the modes of action of these compounds alone and in mixtures and the impact of climate change to determine the interactive roles each may have in toxicity. A Fellow of the Society of Environmental Toxicology and Chemistry as well as the AAAS, he has served on Scientific Advisory Panels supported by the California State Water Board in the USA focused on the monitoring of recycled and surface waters for Emerging Contaminants. Since 2016, he has been a permanent member of the USEPA Toxic Substances Control Act (TSCA) Chemical Safety Advisory Committee and is currently its chair. From 2007-2014, he was also a permanent member of the USEPA FIFRA Science Advisory Panel, which he Chaired from 2012-2014. He is currently an Associate Editor for *Environmental Science and Technology*, and *ES&T Letters*. He was co-editor-in chief of *Aquatic Toxicology* from 2005-2011 and currently serves on its editorial board as well as the editorial boards of *Toxicological Sciences*, and *Marine Environmental Research*.

CHEMIST FAMILIAR WITH THE DESIGN AND OPERATION OF ADVANCED
LABORATORY METHODS FOR THE DETECTION OF EMERGING CONSTITUENTS

Prof. Shane A. Snyder

President's Chair in Water Technologies and Executive Director

School of Civil and Environmental Engineering

Nanyang Environment & Water Research Institute (NEWRI)

Nanyang Technological University, Singapore

1 Cleantech Loop, CleanTech One, #06-08

Singapore 637141

Telephone: +65 6904 7484

Email: ssnyder@ntu.edu.sg

Education:

Ph.D., Zoology and Environmental Toxicology, Michigan State University

B.A., Chemistry, Thiel College

Dr. Shane Snyder is a Professor of Civil & Environmental Engineering and is the Executive Director of the Nanyang Environment & Water Research Institute (NEWRI) at Nanyang Technological University (NTU), Singapore. For over 20 years, Dr. Snyder's research has focused on water quality, treatment, and sustainability, which resulted in over 300 published manuscripts with nearly 30,000 citations. He serves as the Editor-in-Chief for the American Chemical Society journal, *Environmental Science & Technology Water* and was previously an Editor-in-Chief of Elsevier's *Chemosphere*. Prof. Snyder is a Fellow of the International Water Association and a Board Certified Environmental Scientist (BCES) by Eminence from the American Academy of Engineers and Scientists. Prof. Snyder was featured among the top 25 leading water researchers globally by Lux Research and was featured in 2021 as one of the top scientists in the field of Environmental Engineering (#55 out of 42,482) in a report by Stanford University. He has served on several US Environmental Protection Agency expert panels, including the Science Advisory Board drinking water committee and the Board of Scientific Counselors Sustainable Water committee. He was a member of the US National Academy of Science's National Research Council Committee on Water Reuse and also served on the World Health Organization's expert committee for development of potable reuse guidelines. Dr. Snyder has been invited to brief the Congress of the

United States on three occasions on emerging issues in water quality. Prof. Snyder was awarded the Dr. Pankaj Parekh Research Innovation Award from the Water Research Foundation, the Agilent Thought Leader Award, and the Nanyang Humanitarian Award, among others. Recently, Prof. Snyder was awarded the 2021 Clarke Prize, broadly considered as one of the most prestigious awards for outstanding achievements in water science and technology.

APPENDIX B - ADDITIONAL DETAILS ABOUT DATASET REFINEMENTS

B1. Database Development Details

Information that was extracted from each database was defined in the approved Workplan (ASC, 2020), listed below:

- Project
- Sample Location
- Sample Date
- Sample Type (field, blank, duplicate, etc.)
- Parameter (chemical name)
- Result (or non-detect)
- Units (original units are stored in database and a separate field was added to convert Results to a standard unit)
- MDL/RL (method detection limit / reporting limit)
- Sample Matrix (may be inferred from data source)

ASC developed code to download data from the databases in Table 2.1. CEDEN data were mined using a SQL server datamart and filtered on SQL server based on the comprehensive analyte list, then pulled into R using the RODBC library. CIWQS data were provided in .CSV format by the State Water Board based on the comprehensive analyte list ASC provided. EDT data was assembled from the dbf files on the EDT library website. STORET/NWIS was pulled from the NWQMC Water Quality Portal using the dataRetrieval package in R, filtered using the compound list and a statecode value of "CA". GeoTracker data was downloaded from the State Water Board's PFAS Map site in CSV format. Additional metadata were compiled including quality assurance data (blanks, spikes, reference materials).

B2. CEC Dataset “Cleaning” Process

1. Import '2021-09-16_CECExport.csv to Python. Length of dataset: 1,141,722 rows

2. Fill CLEAN_SAMPLE_MATRIX nan with Unknown; where CLEAN_SAMPLE_MATRIX is unknown, fill in with 'MatrixClassification' column. Length of dataset: 1,141,722 rows
3. Fill CLEAN_SITE_TYPE nan with Unknown; apply sitetype_dict to CLEAN_SITE_TYPE; where where SiteType3 != CLEAN_SITE_TYPE, replace CLEAN_SITE_TYPE with SiteType3 .
4. This step applies a dictionary to the Site Type to bring it into a standardized vocabulary list that can be used for filtering. Length of dataset: 1,141,722 rows
5. Fill CLEAN_SAMPLE_TYPE nan with Unknown; apply sample type_dict to CLEAN_SAMPLE_TYPE. This step applies a dictionary to the Sample Type to bring it into a standardized vocabulary list that can be used for filtering. Length of dataset: 1,141,722 rows
6. Fill CLEAN_DETECTION_LIMIT 'Unknown' and '0' with np.nan . Fills in missing or impossible (zero detection limit does not make sense) detection limit with 'Unknown' so we know that the sample does not have DL available. Length of dataset: 1,141,722 rows
7. Exclude CLEAN_SAMPLE_TYPE 'Spike', 'Blank', and 'Unknown'. This step filters out Spike, Blank and "Unknown" (we do not have information on whether it is a sample, spike, or blank) records. Length of dataset: 707,243 rows
8. Exclude StationCode containing 'Sewer'. Length of dataset: 707,205 rows
9. Change CLEAN_SAMPLE_MATRIX ng/g unit measurements marked as water matrix to sediment matrix. Length of dataset: 707,205 rows
10. Change CLEAN_SAMPLE_MATRIX ng/L, pg/L, ug/L unit measurements to water matrix
11. Change CLEAN_SAMPLE_MATRIX to Sediment where FractionName contains 'Particulate', 'Sediment', 'Suspended'. Length of dataset: 707,205 rows
12. Change CLEAN_SITE_TYPE for all LA Bight samples where the HUC contains 'Creek', 'River', 'Bay', 'Harbor' to Estuarine
13. Retain only samples with CLEAN_SITE_TYPE freshwater, marine or estuarine. Exclude CLEAN_SITE_TYPE 'Groundwater', 'Not Recorded', 'Stormwater', 'Other_Effluent', 'Not Applicable', 'Effluent Monitoring', 'Facility Municipal Sewage', 'Atmosphere', 'Facility: Outfall', 'Facility: Septic System'. Length of dataset: 456,221

APPENDIX C – DETECTION LIMIT TREATMENT

C1. Detection Limits for 3,4-dichloroaniline (DCA), Erythromycin and 17 β -estradiol (17 β -ES) in Freshwater Samples (see Figure S3).

DCA had 1,600 records for freshwater sites based on results from 17 monitoring agencies. However, only 1,432 records had values for the DL. Detection frequency for DCA was 69%. The range of DL values was from 0.00191 to 8.3 $\mu\text{g/L}$ and the median was 0.0045 $\mu\text{g/L}$. This median was used to substitute for the 31% of the records with <DL values in order to estimate the 90th percentile concentrations.

Erythromycin had 476 records for freshwater sites based on results from 5 monitoring agencies of which 2.7% were above reported DLs. Only 392 of 476 records had values for the DL. The range of DL values was from 0.005 to 200 $\mu\text{g/L}$ and the median was 10 $\mu\text{g/L}$. This median was used to substitute for the 97% of the records with <DL values in order to estimate the 90th percentile concentrations.

17 β -ES had 72 records based on results from 3 monitoring agencies of which only 1 was above reported DLs. All records had reported DLs but they ranged from 0.0008 to 100 $\mu\text{g/L}$ with a median of 0.8 $\mu\text{g/L}$. This median was used to substitute the reported DLs.

Table C.1 Numbers of constituents of emerging concern (CECs) with detectable concentrations in water, sediment and biota. Natural toxins include marine toxins (e.g., domoic acid, anatoxin a, and freshwater algal toxins or microcystins). Alkylphenols and alkylphenol ethoxylates are AP & APEs, brominated flame retardants are BFRs, organophosphate esters are OPEs, polybrominated diphenyl ethers are PBDEs, and per- and polyfluorinated alkyl substances are PFAS.

Class	Freshwater	Estuarine Water	Marine Water	Freshwater sediment	Estuarine sediment	Marine sediment	Biota
AP & APEs	8	7	4	6	7	0	0
BFRs	0	19	0	19	20	19	0
Bisphenols	1	16	1	1	16	0	0
Natural toxins	8	8	8	8	8	8	0
OPEs	6	12	5	5	20	0	0
PBDEs	45	47	42	57	63	57	46
Personal care products	18	13	12	11	13	0	0
Pesticides	108	83	44	67	65	22	2
PFAS	17	15	17	13	16	2	38
Pharmaceuticals	121	103	5	0	91	0	0
Phthalates	6	6	6	2	2	6	0
Total	338	329	144	189	321	114	86

Table C.2 Numbers of constituents of emerging concern (CECs) detected in freshwater, estuarine and marine waters and the impact on the 90th percentile value by substituting a median value for the detection limit (DL). Alkylphenols and alkylphenol ethoxylates are AP & APEs, brominated flame retardants are BFRs, organophosphate esters are OPEs, polybrominated diphenyl ethers are PBDEs, and per- and polyfluorinated alkyl substances are PFAS. ¹Based on the ratio: 90th percentile with the median substituted for DLs / 90th percentile.

	Freshwater: number of compounds detected	Freshwater: 10-fold higher ¹	Freshwater: 10-fold lower ¹	Estuarine: number of compounds detected	Estuarine: 10-fold higher ¹	Estuarine: 10-fold lower ¹	Marine: number of compounds detected	Marine: 10- fold higher ¹	Marine: 10- fold lower ¹
BFR	0	0	0	3	0	1	0	0	0
AP & APEs	7	1	0	1	0	0	3	1	0
OPEs	6	2	0	12	0	0	1	0	0
Pesticides	99	47	10	43	20	4	31	0	6
Pharmaceuticals	59	46	2	68	0	3	2	0	0
PCPs	10	8	0	7	0	1	5	1	0
NTs	6	0	5	5	0	0	2	0	0
Bisphenols	1	1	0	4	1	0	1	1	0
PFAS	17	3	0	14	0	0	10	0	0
PBDEs	46	1	2	43	0	0	40	0	1
Phthalates	6	0	0	1	0	0	4	0	0

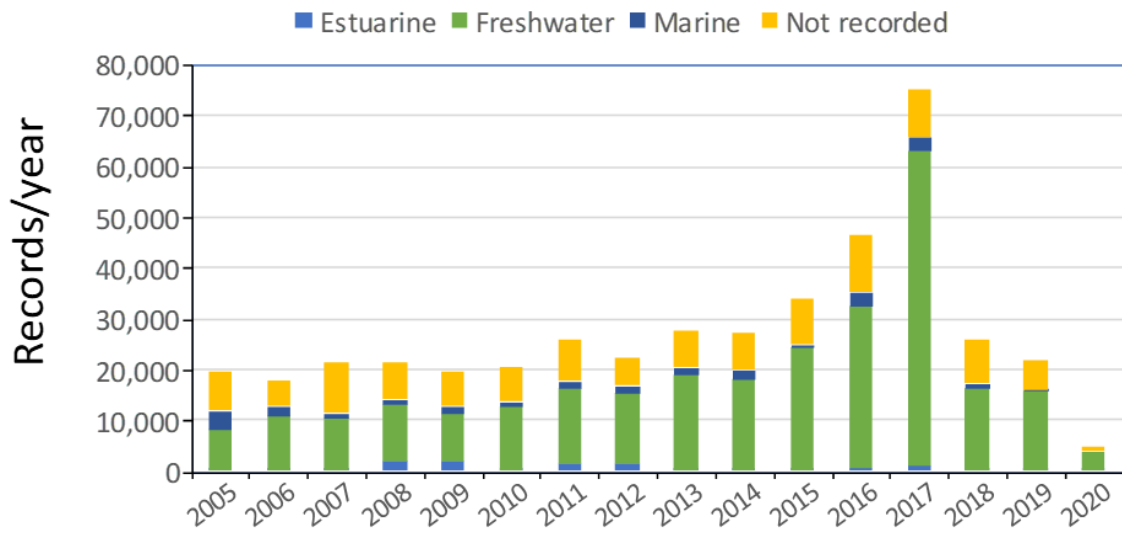


Figure C.1 Trends in records/year for constituents of emerging concern (CECs) in surface waters in the final State Water Board database (as of September 2021).

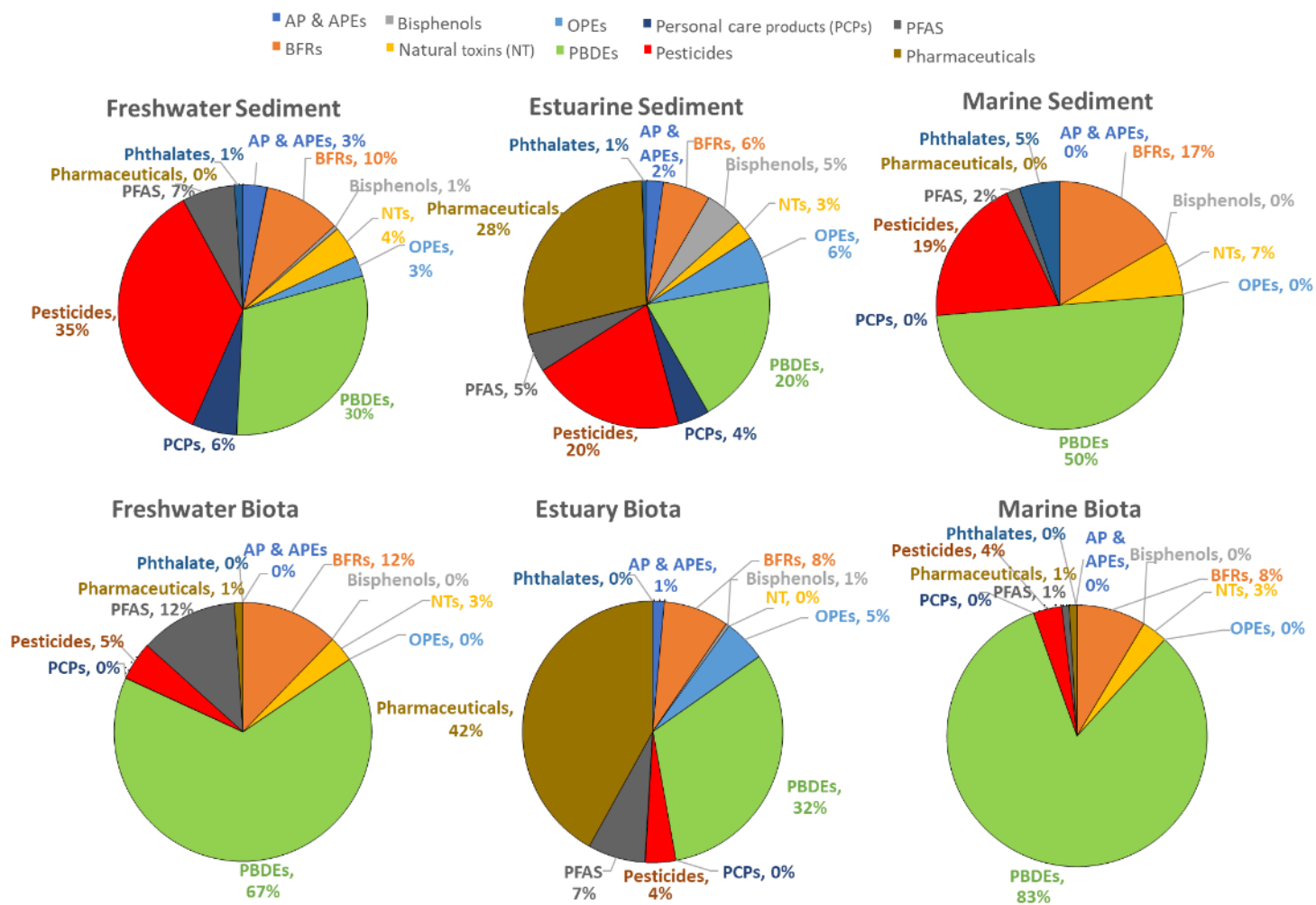


Figure C.2 Distribution of various classes of constituents of emerging concern (CECs) reported in sediment and biota samples in freshwater, estuarine water, and marine water from the State Water Board dataset. Alkylphenols and alkylphenol ethoxylates are AP & APes, brominated flame retardants are BFRs, natural toxins are NT, organophosphate esters are OPEs, polybrominated diphenyl ethers are PBDEs, personal care products are PCPs, and per- and polyfluorinated alkyl substances are PFAS.

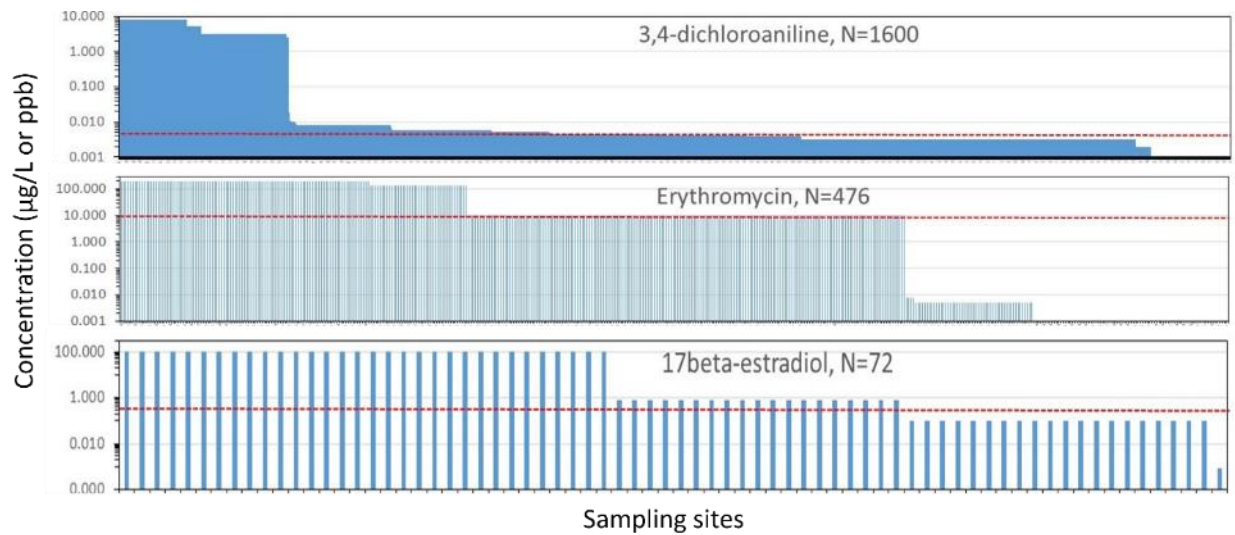


Figure C.3 Distribution of detection limits for 3,4-dichloroaniline, erythromycin and 17 β -estradiol in freshwater in micrograms per liter (µg/L) or parts per billion (ppb). Due to the large number of records for 3,4-dichloroaniline and erythromycin, not all sampling sites are visible. Dashed red line indicates the median detection limit.

Table C.3. Summary data (count, mean, standard deviation, minimum, 25th percentile, 50th percentile or median, 75th percentile, 90th percentile, and maximum) for each constituent of emerging concern (CEC) in freshwater, marine and estuarine waters based on detected concentrations. CASNumber = Chemical Abstract Services Registry Number.

Compound	CASNumber	Media	Type	count	mean	std	min	25%	50%	75%	90%	max
Chlorpyrifos	2921-88-2	Water	Freshwater	1980	7.70E-02	2.88E-01	2.00E-04	4.30E-03	1.30E-02	5.00E-02	1.50E-01	6.27E+00
diazinon	333-41-5	Water	Freshwater	1464	1.56E-01	1.02E+00	1.00E-04	4.90E-03	1.70E-02	5.60E-02	2.27E-01	2.45E+01
disulfoton	298-04-4	Water	Freshwater	412	5.50E-02	1.09E-01	1.00E-03	2.00E-02	2.00E-02	8.00E-02	1.00E-01	2.00E+00
Atrazine	1912-24-9	Water	Freshwater	511	7.34E-02	1.51E-01	5.60E-04	6.00E-03	1.00E-02	7.00E-02	1.68E-01	1.20E+00
Simazine	122-34-9	Water	Freshwater	1560	2.26E-01	1.29E+00	1.29E-03	1.00E-02	2.30E-02	8.00E-02	3.50E-01	2.60E+01
malathion	121-75-5	Water	Freshwater	860	2.96E-01	2.29E+00	3.00E-03	2.69E-02	5.00E-02	1.01E-01	3.35E-01	5.79E+01
Dichlorvos	62-73-7	Water	Freshwater	271	4.22E-02	1.37E-01	3.00E-03	2.00E-02	2.00E-02	2.00E-02	3.06E-02	2.00E+00
CARBARYL	63-25-2	Water	Freshwater	496	1.00E-01	6.10E-01	5.30E-04	1.00E-02	3.50E-02	5.00E-02	1.41E-01	1.30E+01
Diuron	330-54-1	Water	Freshwater	1865	6.62E-01	3.69E+00	1.44E-03	1.30E-02	6.12E-02	3.04E-01	8.72E-01	6.80E+01
Bifenthrin	82657-04-3	Water	Freshwater	1078	1.07E-01	9.07E-01	1.00E-04	1.48E-03	6.50E-03	2.68E-02	1.09E-01	1.94E+01
CYFLUTHRIN	68359-37-5	Water	Freshwater	449	4.42E-02	2.66E-01	1.56E-04	5.00E-04	3.82E-03	1.45E-02	4.57E-02	3.40E+00
Linuron	330-55-2	Water	Freshwater	241	2.67E-01	4.97E-01	1.23E-03	6.39E-02	2.00E-01	2.00E-01	5.00E-01	5.60E+00
trifluralin	1582-09-8	Water	Freshwater	382	7.04E-02	1.33E-01	1.90E-04	2.00E-02	3.60E-02	4.00E-02	1.53E-01	1.19E+00
Pendimethalin	40487-42-1	Water	Freshwater	637	2.38E-01	6.34E-01	1.10E-03	2.76E-02	4.10E-02	1.13E-01	4.95E-01	8.35E+00
gamma-cyhalothrin	76703-62-3	Water	Freshwater	441	2.87E+00	5.88E+01	2.00E-04	5.00E-04	1.60E-03	4.70E-03	1.32E-02	1.23E+03
permethrin	52645-53-1	Water	Freshwater	303	9.59E-02	7.28E-01	8.78E-04	2.00E-03	5.00E-03	1.50E-02	6.74E-02	1.00E+01
parathion	56-38-2	Water	Freshwater	291	3.07E-02	1.25E-01	8.00E-03	1.00E-02	2.00E-02	2.00E-02	2.00E-02	2.00E+00
Metolachlor	51218-45-2	Water	Freshwater	1174	5.05E-02	2.12E-01	4.00E-04	7.00E-03	1.13E-02	2.84E-02	6.97E-02	3.88E+00
Imidacloprid	138261-41-3	Water	Freshwater	1020	3.82E-01	9.18E-01	1.10E-03	1.58E-02	6.43E-02	3.66E-01	9.85E-01	9.86E+00
fipronil	120068-37-3	Water	Freshwater	646	1.52E-02	2.60E-02	1.09E-04	3.54E-03	6.25E-03	1.35E-02	4.11E-02	3.82E-01
Fipronil-sulfide	120067-83-6	Water	Freshwater	378	5.12E-03	4.35E-03	7.01E-05	1.86E-03	4.00E-03	8.00E-03	1.00E-02	4.09E-02
Hexazinon	51235-04-2	Water	Freshwater	1501	3.09E-02	8.94E-02	6.70E-04	8.19E-03	1.50E-02	2.89E-02	5.61E-02	2.27E+00
Fipronil-sulfone	120068-36-2	Water	Freshwater	434	1.22E-02	1.67E-02	9.85E-05	3.58E-03	6.40E-03	1.22E-02	3.00E-02	1.35E-01
glyphosate	1071-83-6	Water	Freshwater	826	6.56E+00	2.40E+01	2.00E-02	9.00E-02	7.60E-01	5.00E+00	1.60E+01	5.90E+02
Fipronil-desulfinyl	205650-65-3	Water	Freshwater	602	7.45E-03	8.75E-03	1.04E-04	3.13E-03	5.00E-03	9.00E-03	1.21E-02	8.72E-02
Oryzalin	19044-88-3	Water	Freshwater	294	1.17E-01	1.03E-01	2.50E-03	1.52E-02	8.84E-02	2.00E-01	2.00E-01	4.90E-01
MYCLOBUTANIL	88671-89-0	Water	Freshwater	307	2.21E-01	1.44E+00	7.80E-04	7.08E-03	1.05E-02	4.12E-02	3.30E-01	2.40E+01
Azoxystrobin	131860-33-8	Water	Freshwater	1277	3.81E-01	3.93E+00	1.90E-04	5.32E-03	2.80E-02	1.11E-01	3.93E-01	1.28E+02
Deethylatrazine	6190-65-4	Water	Freshwater	204	1.14E-02	9.70E-03	1.93E-03	6.00E-03	9.00E-03	1.30E-02	2.00E-02	7.40E-02
Propyzamide	23950-58-5	Water	Freshwater	98	3.87E-01	1.21E+00	2.10E-04	5.63E-03	1.91E-02	1.50E-01	6.80E-01	8.83E+00
PROPICONAZOLE	60207-90-1	Water	Freshwater	412	4.50E-02	1.02E-01	7.10E-04	6.92E-03	1.53E-02	3.62E-02	8.71E-02	9.51E-01
deltamethrin	52918-63-5	Water	Freshwater	50	2.11E-02	6.51E-02	5.00E-04	5.00E-04	3.41E-03	8.90E-03	3.52E-02	3.93E-01
Tebuconazole	107534-96-3	Water	Freshwater	116	4.88E-02	3.05E-01	7.60E-04	6.23E-03	1.01E-02	1.79E-02	3.54E-02	3.24E+00
Pyraclostrobin	175013-18-0	Water	Freshwater	146	1.68E-01	6.67E-01	3.10E-04	3.81E-03	3.48E-02	1.04E-01	2.66E-01	7.11E+00
Trifloxystrobin	141517-21-7	Water	Freshwater	42	1.04E-01	5.66E-01	4.20E-04	1.37E-03	2.99E-03	1.11E-02	4.30E-02	3.67E+00
tebuthiuron	34014-18-1	Water	Freshwater	366	7.40E-02	9.79E-02	1.70E-04	2.71E-03	5.62E-03	2.00E-01	2.00E-01	4.00E-01
ALLETHRIN	584-79-2	Water	Freshwater	124	1.02E-03	5.04E-03	1.00E-04	1.00E-04	1.00E-04	5.00E-04	1.38E-03	4.50E-02
Deisopropylatrazine	1007-28-9	Water	Freshwater	115	2.64E-02	1.14E-02	2.30E-03	2.06E-02	2.51E-02	3.26E-02	4.04E-02	6.37E-02

Compound	CASNumber	Media	Type	count	mean	std	min	25%	50%	75%	90%	max
Metconazole	125116-23-6	Water	Freshwater	5	2.02E-02	4.10E-02	1.01E-03	1.99E-03	2.12E-03	2.34E-03	5.71E-02	9.36E-02
BROMACIL	314-40-9	Water	Freshwater	292	1.48E-01	2.29E-01	1.32E-03	1.69E-02	9.10E-02	2.00E-01	2.00E-01	2.01E+00
OXADIAZON	19666-30-9	Water	Freshwater	123	5.86E-02	1.59E-01	6.15E-04	1.10E-02	1.99E-02	4.05E-02	8.85E-02	1.53E+00
Methoxyfenozide	161050-58-4	Water	Freshwater	1097	8.07E-02	3.77E-01	7.00E-05	3.95E-03	1.37E-02	5.21E-02	1.56E-01	1.01E+01
Diazoxon	962-58-3	Water	Freshwater	11	1.12E-02	9.91E-03	7.60E-04	2.97E-03	7.03E-03	1.85E-02	2.40E-02	2.80E-02
Indoxacarb	173584-44-6	Water	Freshwater	8	3.05E-01	6.89E-01	1.51E-03	6.75E-02	7.05E-02	7.42E-02	6.58E-01	2.01E+00
Carbendazim	10605-21-7	Water	Freshwater	630	7.24E-02	2.64E-01	3.80E-04	6.81E-03	1.88E-02	5.09E-02	9.57E-02	4.87E+00
2,4-dichlorophenoxyacetic acid	94-75-7	Water	Freshwater	286	1.75E-01	6.02E-01	5.60E-03	3.54E-02	8.75E-02	1.52E-01	2.58E-01	9.38E+00
3,4-Dichloroaniline	95-76-1	Water	Freshwater	1057	2.90E-01	4.85E+00	4.00E-04	6.10E-03	1.20E-02	4.00E-02	2.01E-01	1.36E+02
Iprodione	36734-19-7	Water	Freshwater	94	9.47E-02	2.06E-01	6.00E-03	1.93E-02	3.28E-02	5.34E-02	2.01E-01	1.29E+00
Hydroxyatrazine	2163-68-0	Water	Freshwater	227	2.44E-02	6.68E-02	5.60E-04	3.85E-03	5.65E-03	1.00E-02	2.30E-02	3.68E-01
Resmethrin	10453-86-8	Water	Freshwater	21	5.04E-03	1.96E-04	5.00E-03	5.00E-03	5.00E-03	5.00E-03	5.00E-03	5.90E-03
3,5-Dichloroaniline	626-43-7	Water	Freshwater	28	2.52E-02	9.73E-02	1.60E-03	3.20E-03	5.50E-03	7.85E-03	1.80E-02	5.21E-01
FLUVALINATE	69409-94-5	Water	Freshwater	49	2.93E-02	1.36E-01	5.00E-04	9.37E-04	3.20E-03	6.20E-03	2.20E-02	9.39E-01
clothianidin	210880-92-5	Water	Freshwater	92	1.01E-01	1.81E-01	9.00E-04	4.38E-03	3.22E-02	1.21E-01	2.65E-01	1.34E+00
sulfometuron-methyl	74222-97-2	Water	Freshwater	193	1.69E-02	2.86E-02	3.90E-04	3.00E-03	6.07E-03	1.56E-02	4.34E-02	1.91E-01
dicamba	1918-00-9; 2300-66-5; 25059-78-3	Water	Freshwater	81	2.68E-01	1.59E+00	2.80E-02	2.80E-02	3.00E-02	5.70E-02	1.05E-01	1.40E+01
Chlorpyrifos-methyl	5598-13-0	Water	Freshwater	0	-	-	-	-	-	-	-	-
benfluralin	1861-40-1	Water	Freshwater	5	5.20E-03	3.11E-03	2.00E-03	3.00E-03	4.00E-03	8.00E-03	8.60E-03	9.00E-03
Tetramethrin	7696-12-0	Water	Freshwater	97	3.39E-04	3.61E-04	2.00E-04	2.00E-04	2.00E-04	2.00E-04	5.00E-04	1.50E-03
thiabendazole	148-79-8	Water	Freshwater	50	7.12E-03	6.15E-03	8.20E-04	3.90E-03	5.55E-03	7.45E-03	1.30E-02	3.51E-02
Pyriproxyfen	95737-68-1	Water	Freshwater	1	6.40E-03	-	6.40E-03	6.40E-03	6.40E-03	6.40E-03	6.40E-03	6.40E-03
CHLOROTHALONIL	1897-45-6	Water	Freshwater	57	1.04E-02	2.20E-02	9.00E-04	3.00E-03	5.50E-03	8.00E-03	1.56E-02	1.58E-01
Deisopropylhydroxyatrazine	7313-54-4	Water	Freshwater	18	1.09E-01	1.49E-01	2.70E-03	1.19E-02	2.65E-02	1.44E-01	3.71E-01	4.12E-01
phenothrin	26002-80-2	Water	Freshwater	14	4.09E-02	6.40E-02	7.60E-04	2.27E-03	1.05E-02	3.13E-02	1.47E-01	1.80E-01
CHLORSULFURON	64902-72-3	Water	Freshwater	14	1.79E-02	1.18E-02	4.20E-03	7.65E-03	1.85E-02	2.52E-02	2.88E-02	4.47E-02
Acetamiprid	135410-20-7	Water	Freshwater	92	4.28E-01	1.10E+00	2.30E-03	1.92E-02	7.57E-02	2.54E-01	9.15E-01	5.87E+00
Boscalid	188425-85-6	Water	Freshwater	656	1.56E-01	1.54E+00	1.40E-03	8.20E-03	1.56E-02	3.29E-02	9.14E-02	3.60E+01
acephate	30560-19-1	Water	Freshwater	81	1.47E-01	4.78E-01	1.76E-03	1.03E-02	1.68E-02	4.94E-02	1.74E-01	2.86E+00
Atrazine-desethyl-2-hydroxy	19988-24-0	Water	Freshwater	20	2.75E-03	1.74E-03	3.20E-04	1.54E-03	2.43E-03	3.73E-03	4.11E-03	7.86E-03
Metolachlor OXA	152019-73-3	Water	Freshwater	24	9.18E-02	1.10E-01	2.00E-02	3.05E-02	5.15E-02	9.18E-02	2.14E-01	4.76E-01
6-Chloro-1,3,5-triazine-2,4-diamine	3397-62-4	Water	Freshwater	151	1.60E-01	1.08E-01	3.40E-03	7.15E-02	1.48E-01	2.19E-01	2.95E-01	5.81E-01
Halosulfuron-methyl	100784-20-1	Water	Freshwater	5	9.86E-03	3.18E-03	5.90E-03	7.10E-03	1.11E-02	1.21E-02	1.27E-02	1.31E-02
Sulfentrazone	122836-35-5	Water	Freshwater	59	3.43E-02	5.96E-02	4.15E-03	1.01E-02	1.96E-02	3.37E-02	5.12E-02	3.38E-01
Hydroxysimazine	11/3/2599	Water	Freshwater	163	2.83E-02	4.49E-02	7.00E-04	9.85E-03	1.61E-02	2.99E-02	5.64E-02	3.68E-01
Prodiamine	29091-21-2	Water	Freshwater	18	2.58E-02	4.14E-02	3.30E-03	8.13E-03	1.06E-02	1.82E-02	5.23E-02	1.68E-01
2-Chloro-N-(2-ethyl-6-methylphenyl)acetamide	32428-71-0	Water	Freshwater	2	8.11E-02	1.12E-01	2.11E-03	4.16E-02	8.11E-02	1.21E-01	1.44E-01	1.60E-01
2-Aminobenzimidazole	934-32-7	Water	Freshwater	38	1.12E-02	2.06E-02	2.72E-03	4.74E-03	7.04E-03	1.06E-02	1.50E-02	1.32E-01
Pyrimidinol	2814-20-2	Water	Freshwater	29	3.26E-02	9.39E-02	1.00E-03	3.60E-03	1.15E-02	2.29E-02	4.67E-02	5.13E-01
Difenoconazole	119446-68-3	Water	Freshwater	11	5.18E-02	7.51E-02	2.30E-03	1.49E-02	1.95E-02	4.36E-02	1.34E-01	2.49E-01

Compound	CASNumber	Media	Type	count	mean	std	min	25%	50%	75%	90%	max
Fluazinam	79622-59-6	Water	Freshwater	1	5.60E-03	-	5.60E-03	5.60E-03	5.60E-03	5.60E-03	5.60E-03	5.60E-03
Fludioxonil	131341-86-1	Water	Freshwater	9	6.06E-02	3.95E-02	7.70E-03	2.15E-02	7.94E-02	8.66E-02	9.36E-02	1.21E-01
Triadimefon	43121-43-3	Water	Freshwater	3	6.82E-01	7.47E-01	3.75E-02	2.73E-01	5.08E-01	1.00E+00	1.30E+00	1.50E+00
Chlorantraniliprole	500008-45-7	Water	Freshwater	443	2.12E-01	8.76E-01	1.50E-03	4.35E-03	1.04E-02	6.83E-02	4.02E-01	9.71E+00
Trichlorfon	52-68-6	Water	Freshwater	5	1.49E-01	8.63E-02	6.50E-02	1.05E-01	1.30E-01	1.53E-01	2.36E-01	2.92E-01
caffeine	58-08-2	Water	Freshwater	182	3.74E-01	9.16E-01	2.20E-03	4.61E-02	9.00E-02	2.06E-01	1.00E+00	8.50E+00
FLUTOLANIL	66332-96-5	Water	Freshwater	10	1.82E-02	1.15E-02	9.30E-03	1.24E-02	1.36E-02	1.46E-02	3.80E-02	4.20E-02
Penoxsulam	219714-96-2	Water	Freshwater	135	2.11E-02	6.88E-02	2.00E-03	3.40E-03	5.70E-03	1.10E-02	3.16E-02	7.15E-01
Acibenzolar-S-Methyl	135158-54-2	Water	Freshwater	4	5.61E-02	3.74E-02	2.37E-02	2.37E-02	5.61E-02	8.84E-02	8.84E-02	8.84E-02
Fluxapyroxad	907204-31-3	Water	Freshwater	332	1.61E-02	1.76E-02	2.00E-03	6.00E-03	1.15E-02	2.17E-02	3.26E-02	2.14E-01
Paclobutrazol(PP333)	76738-62-0	Water	Freshwater	3	5.39E-02	7.39E-02	5.90E-03	1.14E-02	1.68E-02	7.79E-02	1.15E-01	1.39E-01
Cyazofamid	120116-88-3	Water	Freshwater	1	1.41E-02	-	1.41E-02	1.41E-02	1.41E-02	1.41E-02	1.41E-02	1.41E-02
Flonicamid	158062-67-0	Water	Freshwater	11	7.60E-01	2.44E+00	2.30E-03	8.55E-03	2.17E-02	4.18E-02	5.98E-02	8.12E+00
Mandipropamid	374726-62-2	Water	Freshwater	9	7.00E-01	1.44E+00	5.20E-03	2.36E-02	3.30E-02	6.50E-01	1.55E+00	4.45E+00
carbamazepine	298-46-4	Water	Freshwater	36	4.28E-02	6.33E-02	4.00E-04	5.80E-03	2.05E-02	5.04E-02	1.10E-01	3.13E-01
sulfamethoxazole	723-46-6	Water	Freshwater	35	2.32E-01	2.80E-01	1.80E-03	1.23E-02	1.10E-01	3.68E-01	6.55E-01	9.86E-01
trimethoprim	738-70-5	Water	Freshwater	26	6.12E-02	8.40E-02	5.00E-03	1.71E-02	2.45E-02	8.33E-02	1.19E-01	3.42E-01
fluoxetine	54910-89-3	Water	Freshwater	5	5.21E-03	3.47E-03	1.00E-03	2.25E-03	6.00E-03	7.79E-03	8.52E-03	9.00E-03
amphetamine	300-62-9	Water	Freshwater	1	1.28E-02		1.28E-02	1.28E-02	1.28E-02	1.28E-02	1.28E-02	1.28E-02
atenolol	29122-68-7	Water	Freshwater	6	2.25E-02	1.88E-02	5.40E-03	9.14E-03	1.89E-02	2.74E-02	4.19E-02	5.59E-02
diltiazem	42399-41-7	Water	Freshwater	3	5.53E-03	8.55E-04	4.60E-03	5.16E-03	5.72E-03	6.00E-03	6.17E-03	6.28E-03
warfarin	81-81-2	Water	Freshwater	0	-	-	-	-	-	-	-	-
amitriptyline	50-48-6	Water	Freshwater	0	-	-	-	-	-	-	-	-
Anatoxin a	64285-06-9, 85514-42-7	Water	Freshwater	122	1.18E+02	7.12E+02	1.10E-01	3.45E-01	1.49E+00	2.90E+01	1.74E+02	7.71E+03
codeine	76-57-3	Water	Freshwater	0	-	-	-	-	-	-	-	-
diphenhydramine	58-73-1	Water	Freshwater	3	2.32E-03	1.74E-04	2.19E-03	2.23E-03	2.26E-03	2.39E-03	2.47E-03	2.52E-03
glyburide	10238-21-8	Water	Freshwater	0	-	-	-	-	-	-	-	-
hydrocodone	125-29-1	Water	Freshwater	3	3.28E-02	1.61E-02	1.49E-02	2.61E-02	3.73E-02	4.18E-02	4.44E-02	4.62E-02
metoprolol	51384-51-1	Water	Freshwater	7	3.70E-02	3.69E-02	4.35E-03	1.39E-02	2.67E-02	4.58E-02	8.07E-02	1.09E-01
norverapamil	67018-85-3	Water	Freshwater	0	-	-	-	-	-	-	-	-
triamterene	396-01-0	Water	Freshwater	3	3.07E-02	8.52E-03	2.25E-02	2.63E-02	3.01E-02	3.48E-02	3.76E-02	3.95E-02
Venlafaxine	93413-69-5	Water	Freshwater	7	5.07E-02	5.49E-02	7.29E-03	1.01E-02	1.81E-02	9.06E-02	1.27E-01	1.28E-01
verapamil	52-53-9	Water	Freshwater	0	-	-	-	-	-	-	-	-
meprobamate	57-53-4	Water	Freshwater	11	5.34E-02	6.64E-02	1.10E-03	6.26E-03	4.22E-02	6.86E-02	9.78E-02	2.26E-01
Carisoprodol	78-44-4	Water	Freshwater	5	2.62E-02	2.45E-02	5.46E-03	1.36E-02	2.03E-02	2.32E-02	5.02E-02	6.82E-02
metformin	657-24-9	Water	Freshwater	92	8.56E-02	3.21E-01	1.49E-03	8.92E-03	1.78E-02	4.36E-02	8.24E-02	2.12E+00
acetaminophen	103-90-2	Water	Freshwater	11	1.01E-01	9.01E-02	1.93E-02	4.94E-02	6.92E-02	1.21E-01	2.31E-01	2.95E-01
fluticasone propionate	80474-14-2	Water	Freshwater	0	-	-	-	-	-	-	-	-
Oxazepam	604-75-1	Water	Freshwater	0	-	-	-	-	-	-	-	-
sertraline	79617-96-2	Water	Freshwater	0	-	-	-	-	-	-	-	-
erythromycin	114-07-8	Water	Freshwater	13	6.94E-02	1.02E-01	6.00E-03	1.65E-02	1.90E-02	4.40E-02	2.23E-01	3.24E-01

Compound	CASNumber	Media	Type	count	mean	std	min	25%	50%	75%	90%	max
cotinine	486-56-6	Water	Freshwater	20	2.33E-02	2.27E-02	1.52E-03	8.01E-03	1.19E-02	3.34E-02	5.63E-02	8.00E-02
albuterol	18559-94-9	Water	Freshwater	2	3.50E-03	1.20E-03	2.65E-03	3.08E-03	3.50E-03	3.93E-03	4.18E-03	4.35E-03
dehydronifedipine	67035-22-7	Water	Freshwater	2	5.64E-03	2.74E-03	3.70E-03	4.67E-03	5.64E-03	6.60E-03	7.18E-03	7.57E-03
paroxetine	61869-08-7	Water	Freshwater	0	-	-	-	-	-	-	-	-
triclosan	3380-34-5	Water	Freshwater	13	6.06E-02	6.52E-02	2.00E-02	3.40E-02	4.40E-02	5.80E-02	7.60E-02	2.70E-01
norfluoxetine	126924-38-7	Water	Freshwater	0	-	-	-	-	-	-	-	-
ibuprofen	15687-27-1	Water	Freshwater	5	3.55E-01	2.38E-01	1.19E-01	1.72E-01	3.19E-01	4.52E-01	6.08E-01	7.12E-01
DINOTEFURAN	165252-70-0	Water	Freshwater	35	8.39E-02	1.70E-01	3.00E-03	1.47E-02	2.61E-02	7.83E-02	1.93E-01	9.57E-01
sulfamethazine	57-68-1	Water	Freshwater	4	4.48E-02	3.45E-02	2.10E-02	2.85E-02	3.10E-02	4.73E-02	7.65E-02	9.60E-02
tylosin	1401-69-0	Water	Freshwater	0	-	-	-	-	-	-	-	-
gemfibrozil	25812-30-0	Water	Freshwater	18	4.04E-01	6.91E-01	6.00E-03	2.05E-02	6.40E-02	3.75E-01	1.60E+00	2.28E+00
Penthiopyrad	183675-82-3	Water	Freshwater	9	2.95E-02	3.91E-02	6.00E-04	5.80E-03	1.47E-02	2.74E-02	7.15E-02	1.22E-01
Microcystin YR	101064-48-6	Water	Freshwater	5	3.72E+00	4.13E+00	1.38E+00	1.86E+00	1.99E+00	2.30E+00	7.57E+00	1.11E+01
Di-2-ethylhexyl phthalate	117-81-7	Water	Freshwater	228	5.93E-01	2.36E+00	5.00E-03	8.77E-02	1.00E-01	2.34E-01	1.00E+00	3.00E+01
Diethyl phthalate	84-66-2	Water	Freshwater	217	1.90E-01	3.75E-01	5.00E-03	4.80E-02	1.00E-01	1.00E-01	1.91E-01	2.00E+00
Microcystin LA	96180-79-9	Water	Freshwater	47	4.76E+00	7.21E+00	2.00E-03	3.03E-01	2.00E+00	6.72E+00	1.01E+01	4.12E+01
naproxen	22204-53-1	Water	Freshwater	2	3.65E-03	2.76E-03	1.70E-03	2.68E-03	3.65E-03	4.63E-03	5.21E-03	5.60E-03
sulfadimethoxine	122-11-2	Water	Freshwater	0	-	-	-	-	-	-	-	-
NTN33893-urea	120868-66-8	Water	Freshwater	6	2.26E-02	2.50E-02	3.50E-03	6.35E-03	8.35E-03	4.07E-02	5.46E-02	5.82E-02
BENSULIDE	741-58-2	Water	Freshwater	199	4.14E+00	1.28E+01	2.00E-02	2.04E-01	8.59E-01	2.36E+00	7.56E+00	1.42E+02
Microcystin RR	111755-37-4	Water	Freshwater	9	1.10E+00	1.20E+00	1.00E-03	2.80E-01	4.10E-01	1.72E+00	2.72E+00	3.30E+00
sulfamethizole	144-82-1	Water	Freshwater	0	-	-	-	-	-	-	-	-
Butyl benzyl phthalate	85-68-7	Water	Freshwater	228	4.36E-01	1.63E+00	5.00E-03	2.50E-02	2.80E-02	6.38E-02	8.42E-01	1.00E+01
Dibutyl phthalate	84-74-2	Water	Freshwater	221	3.76E-01	1.49E+00	5.00E-03	4.29E-02	7.50E-02	7.60E-02	6.01E-01	1.00E+01
Dimethyl phthalate	131-11-3	Water	Freshwater	216	1.04E-01	2.37E-01	5.00E-03	5.00E-03	5.00E-02	5.00E-02	1.45E-01	1.00E+00
cimetidine	51481-61-9	Water	Freshwater	1	7.05E-02	-	7.05E-02	7.05E-02	7.05E-02	7.05E-02	7.05E-02	7.05E-02
Di-n-octyl phthalate	117-84-0	Water	Freshwater	217	7.59E-02	2.40E-01	2.90E-03	5.00E-03	1.00E-02	1.00E-02	3.48E-02	1.00E+00
ranitidine	66357-35-5	Water	Freshwater	2	4.34E-02	4.03E-03	4.05E-02	4.19E-02	4.34E-02	4.48E-02	4.56E-02	4.62E-02
diclofenac	15307-86-5	Water	Freshwater	1	1.60E-03	-	1.60E-03	1.60E-03	1.60E-03	1.60E-03	1.60E-03	1.60E-03
Bezafibrate	41859-67-0	Water	Freshwater	0	-	-	-	-	-	-	-	-
Butylparaben	94-26-8	Water	Freshwater	0	-	-	-	-	-	-	-	-
furosemide	54-31-9	Water	Freshwater	0	-	-	-	-	-	-	-	-
Metolachlor ESA	171118-09-5	Water	Freshwater	0	-	-	-	-	-	-	-	-
Sotalol	3930-20-9	Water	Freshwater	0	-	-	-	-	-	-	-	-
benzoylecgonine	519-09-5	Water	Freshwater	0	-	-	-	-	-	-	-	-
cocaine	50-36-2	Water	Freshwater	0	-	-	-	-	-	-	-	-
triclocarban	101-20-2	Water	Freshwater	0	-	-	-	-	-	-	-	-
Saxitoxin	35523-89-8	Water	Freshwater	20	7.08E-01	1.37E+00	2.10E-02	3.10E-02	1.09E-01	8.42E-01	1.61E+00	5.76E+00
Phenytoin	57-41-0	Water	Freshwater	1	1.90E-03	-	1.90E-03	1.90E-03	1.90E-03	1.90E-03	1.90E-03	1.90E-03
Benomyl	17804-35-2	Water	Freshwater	141	1.69E-01	7.80E-02	7.00E-03	8.40E-02	2.00E-01	2.00E-01	2.00E-01	4.00E-01
Microcystin LR	101043-37-2	Water	Freshwater	43	1.34E+00	4.69E+00	6.70E-03	1.42E-02	2.00E-01	7.28E-01	1.26E+00	2.96E+01

Compound	CASNumber	Media	Type	count	mean	std	min	25%	50%	75%	90%	max
diazepam	439-14-5	Water	Freshwater	0	-	-	-	-	-	-	-	-
alprazolam	28981-97-7	Water	Freshwater	1	3.35E-03	-	3.35E-03	3.35E-03	3.35E-03	3.35E-03	3.35E-03	3.35E-03
clonidine	4205-90-7	Water	Freshwater	1	3.88E-02	-	3.88E-02	3.88E-02	3.88E-02	3.88E-02	3.88E-02	3.88E-02
methylparaben	99-76-3	Water	Freshwater	0	-	-	-	-	-	-	-	-
Primidone	125-33-7	Water	Freshwater	3	2.47E-03	8.02E-04	1.70E-03	2.05E-03	2.40E-03	2.85E-03	3.12E-03	3.30E-03
Norethindrone	68-22-4	Water	Freshwater	0	-	-	-	-	-	-	-	-
dimethylxanthine, 1,7-	611-59-6	Water	Freshwater	1	7.02E-01	-	7.02E-01	7.02E-01	7.02E-01	7.02E-01	7.02E-01	7.02E-01
hydrochlorothiazide	58-93-5	Water	Freshwater	0	-	-	-	-	-	-	-	-
Ketoprofen	22071-15-4	Water	Freshwater	0	-	-	-	-	-	-	-	-
lamotrigine	84057-84-1	Water	Freshwater	0	-	-	-	-	-	-	-	-
valsartan	137862-53-4	Water	Freshwater	0	-	-	-	-	-	-	-	-
theophylline	58-55-9	Water	Freshwater	0	-	-	-	-	-	-	-	-
Tri-n-butyl phosphate	126-73-8	Water	Freshwater	203	8.23E-02	1.45E-02	1.00E-02	8.40E-02	8.40E-02	8.40E-02	8.40E-02	2.00E-01
glipizide	29094-61-9	Water	Freshwater	0	-	-	-	-	-	-	-	-
simvastatin	79902-63-9	Water	Freshwater	0	-	-	-	-	-	-	-	-
Desulfinylfipronil Amide	1115248-09-3	Water	Freshwater	7	7.47E-03	8.04E-03	1.00E-03	1.70E-03	4.70E-03	1.01E-02	1.70E-02	2.30E-02
2-nonylphenol	136-83-4	Water	Freshwater	40	2.37E+00	1.86E+00	5.60E-01	8.30E-01	1.93E+00	3.30E+00	4.35E+00	8.72E+00
betamethasone	378-44-9	Water	Freshwater	0	-	-	-	-	-	-	-	-
Citalopram	59729-33-8	Water	Freshwater	4	1.50E-01	2.88E-01	3.28E-03	4.92E-03	8.09E-03	1.54E-01	4.11E-01	5.82E-01
desmethylidiltiazem	86408-45-9	Water	Freshwater	0	-	-	-	-	-	-	-	-
hydrocortisone	50-23-7	Water	Freshwater	0	-	-	-	-	-	-	-	-
prednisone	53-03-2	Water	Freshwater	1	1.48E-02	-	1.48E-02	1.48E-02	1.48E-02	1.48E-02	1.48E-02	1.48E-02
promethazine	60-87-7	Water	Freshwater	0	-	-	-	-	-	-	-	-
propoxyphene	469-62-5	Water	Freshwater	0	-	-	-	-	-	-	-	-
nonylphenoethoxylate (NPnEO)	118399-22-7	Water	Freshwater	11	1.73E+00	1.02E+00	6.02E-01	9.75E-01	1.23E+00	2.22E+00	2.97E+00	3.85E+00
PBDE 017	147217-75-2	Water	Freshwater	113	2.13E-04	2.82E-04	4.52E-06	2.90E-05	6.64E-05	2.18E-04	6.00E-04	1.06E-03
PBDE 028	41318-75-6	Water	Freshwater	106	2.31E-04	3.35E-04	4.43E-06	4.04E-05	9.81E-05	2.41E-04	7.00E-04	2.00E-03
PBDE 047	5436-43-1	Water	Freshwater	145	4.13E-03	1.15E-02	1.12E-04	8.94E-04	2.03E-03	3.97E-03	7.29E-03	1.34E-01
PBDE 066	189084-61-5	Water	Freshwater	95	2.44E-04	3.25E-04	5.06E-06	6.40E-05	1.45E-04	2.58E-04	5.18E-04	2.00E-03
PBDE 099	60348-60-9	Water	Freshwater	133	6.08E-03	1.81E-02	1.06E-04	1.07E-03	2.73E-03	5.88E-03	1.16E-02	2.04E-01
PBDE 100	189084-64-8	Water	Freshwater	108	1.40E-03	2.62E-03	2.55E-05	3.70E-04	8.35E-04	1.56E-03	2.47E-03	2.50E-02
PBDE 085	182346-21-0	Water	Freshwater	96	3.97E-04	1.06E-03	4.86E-06	7.05E-05	1.63E-04	3.79E-04	7.90E-04	1.00E-02
PBDE 138	182677-30-1	Water	Freshwater	93	1.61E-04	3.48E-04	1.84E-06	2.93E-05	6.93E-05	1.33E-04	2.13E-04	2.00E-03
PBDE 153	68631-49-2	Water	Freshwater	102	1.09E-03	1.89E-03	1.53E-05	2.43E-04	5.05E-04	1.04E-03	2.00E-03	1.50E-02
PBDE 154	207122-15-4	Water	Freshwater	93	7.23E-04	1.48E-03	1.06E-05	1.53E-04	3.52E-04	7.19E-04	1.45E-03	1.30E-02
Indaziflam	950782-86-2	Water	Freshwater	33	3.11E-02	1.95E-02	9.70E-03	1.98E-02	2.29E-02	3.74E-02	6.19E-02	8.79E-02
Nodularin	14277-97-5	Water	Freshwater	0	-	-	-	-	-	-	-	-
PBDE 030	155999-95-4	Water	Freshwater	5	6.17E-05	1.33E-04	2.84E-07	1.50E-06	3.05E-06	3.88E-06	1.82E-04	3.00E-04
L-Domoic acid	78111-17-8	Water	Freshwater	0	-	-	-	-	-	-	-	-
Okadaic acid	243982-83-4	Water	Freshwater	0	-	-	-	-	-	-	-	-
PBDE 206	63387-28-0	Water	Freshwater	86	1.39E-02	7.09E-02	8.75E-05	8.36E-04	1.57E-03	3.18E-03	9.29E-03	5.23E-01

Compound	CASNumber	Media	Type	count	mean	std	min	25%	50%	75%	90%	max
PBDE 209	1163-19-5	Water	Freshwater	85	5.97E-02	1.61E-01	5.84E-04	1.03E-02	2.18E-02	4.32E-02	1.02E-01	1.10E+00
PBDE 049	243982-82-3	Water	Freshwater	114	3.15E-04	3.80E-04	7.87E-06	9.64E-05	2.22E-04	4.00E-04	5.25E-04	3.00E-03
PBDE 207	437701-79-6	Water	Freshwater	88	1.59E-02	8.07E-02	1.27E-04	1.09E-03	1.92E-03	4.35E-03	1.21E-02	6.25E-01
PBDE 208	437701-78-5	Water	Freshwater	87	1.09E-02	5.46E-02	8.13E-05	7.78E-04	1.42E-03	3.03E-03	8.69E-03	4.22E-01
PBDE 183	207122-16-5	Water	Freshwater	76	5.96E-04	1.31E-03	1.15E-05	1.43E-04	2.81E-04	5.61E-04	1.33E-03	1.10E-02
PBDE 190	189084-68-2	Water	Freshwater	50	1.06E-04	2.35E-04	2.20E-06	2.49E-05	4.82E-05	9.18E-05	1.80E-04	1.64E-03
Tamoxifen	10540-29-1	Water	Freshwater	0	-	-	-	-	-	-	-	-
FORAMSULFURON	173159-57-4	Water	Freshwater	0	-	-	-	-	-	-	-	-
atorvastatin	134523-00-5	Water	Freshwater	1	2.10E-03	-	2.10E-03	2.10E-03	2.10E-03	2.10E-03	2.10E-03	2.10E-03
Malaoxon	1634-78-2	Water	Freshwater	0	-	-	-	-	-	-	-	-
PBDE 203	337513-72-1	Water	Freshwater	92	8.90E-04	2.51E-03	1.11E-05	1.42E-04	2.87E-04	5.99E-04	1.38E-03	1.90E-02
PFNA	375-95-1	Water	Freshwater	30	1.83E-03	8.37E-04	3.00E-04	1.33E-03	1.90E-03	2.20E-03	2.82E-03	3.80E-03
PFOA	335-67-1	Water	Freshwater	30	7.88E-03	2.84E-03	3.10E-03	5.85E-03	7.75E-03	9.25E-03	1.10E-02	1.57E-02
PFOS	1763-23-1	Water	Freshwater	30	1.48E-02	5.43E-03	3.80E-03	1.06E-02	1.47E-02	1.82E-02	2.10E-02	2.63E-02
RPA 200766	205650-69-7	Water	Freshwater	7	2.01E-02	9.48E-03	1.10E-02	1.42E-02	1.83E-02	2.20E-02	3.06E-02	3.90E-02
PBDE 071	189084-62-6	Water	Freshwater	89	4.15E-05	6.11E-05	1.07E-06	9.93E-06	2.45E-05	4.27E-05	8.91E-05	3.55E-04
PBDE 128	182677-28-7	Water	Freshwater	26	3.07E-05	2.80E-05	2.73E-06	1.25E-05	2.26E-05	3.94E-05	6.87E-05	1.06E-04
PBDE 007	171977-44-9	Water	Freshwater	60	6.71E-06	1.19E-05	1.72E-07	1.44E-06	2.39E-06	6.64E-06	1.06E-05	6.47E-05
PBDE 035	147217-80-9	Water	Freshwater	68	3.38E-05	6.67E-05	6.73E-07	9.81E-06	1.94E-05	3.25E-05	4.22E-05	4.15E-04
PBDE 051	189084-57-9	Water	Freshwater	91	2.84E-05	3.40E-05	6.47E-07	8.56E-06	1.81E-05	3.71E-05	5.50E-05	2.06E-04
PBDE 105	373594-78-6	Water	Freshwater	5	2.39E-05	3.35E-05	1.53E-06	2.42E-06	7.36E-06	2.71E-05	5.94E-05	8.09E-05
PBDE 155	35854-94-5	Water	Freshwater	90	3.49E-05	3.92E-05	8.11E-07	1.05E-05	2.06E-05	3.67E-05	8.57E-05	1.85E-04
PBDE 008	147217-71-8	Water	Freshwater	69	1.77E-05	7.74E-05	5.45E-07	1.43E-06	2.46E-06	4.40E-06	1.39E-05	6.07E-04
PBDE 015	2050-47-7	Water	Freshwater	91	1.88E-05	5.12E-05	6.09E-07	2.99E-06	6.82E-06	1.33E-05	3.19E-05	4.34E-04
PBDE 032	189084-60-4	Water	Freshwater	10	5.17E-06	7.48E-06	5.30E-07	1.46E-06	2.23E-06	4.24E-06	1.21E-05	2.47E-05
PBDE 119	189084-66-0	Water	Freshwater	77	4.92E-05	7.44E-05	4.01E-06	1.13E-05	2.61E-05	4.82E-05	9.21E-05	4.13E-04
PBDE 181	189084-67-1	Water	Freshwater	43	2.67E-05	3.96E-05	1.63E-06	7.21E-06	1.59E-05	2.68E-05	5.22E-05	2.44E-04
PBDE 075	189084-63-7	Water	Freshwater	85	1.29E-05	1.38E-05	3.04E-07	4.69E-06	7.88E-06	1.63E-05	2.52E-05	8.04E-05
PBDE 140	243982-83-4	Water	Freshwater	82	3.71E-05	4.88E-05	6.88E-07	1.07E-05	2.18E-05	4.32E-05	7.65E-05	3.34E-04
PBDE 012	189084-59-1	Water	Freshwater	75	2.04E-05	9.43E-05	3.94E-07	1.24E-06	2.10E-06	4.12E-06	1.24E-05	7.53E-04
PBDE 126	366791-32-4	Water	Freshwater	28	7.38E-06	1.10E-05	5.21E-07	1.91E-06	4.00E-06	8.96E-06	1.42E-05	5.81E-05
PBDE 077	93703-48-1	Water	Freshwater	67	1.34E-05	4.97E-05	1.68E-07	1.34E-06	2.55E-06	4.51E-06	1.34E-05	3.57E-04
PBDE 010	51930-04-2	Water	Freshwater	1	4.00E-07	-	4.00E-07	4.00E-07	4.00E-07	4.00E-07	4.00E-07	4.00E-07
PBDE 116	189084-65-9	Water	Freshwater	8	1.17E-04	2.24E-04	1.67E-06	6.73E-06	1.74E-05	7.68E-05	3.46E-04	6.41E-04
PBDE 037	147217-81-0	Water	Freshwater	79	2.26E-05	7.47E-05	3.72E-07	3.73E-06	6.28E-06	1.30E-05	2.65E-05	5.19E-04
PBDE 179	446255-25-0	Water	Freshwater	0	-	-	-	-	-	-	-	-
PBDE 184	117948-63-7	Water	Freshwater	0	-	-	-	-	-	-	-	-
PBDE 188	116995-32-5	Water	Freshwater	0	-	-	-	-	-	-	-	-
PBDE 200	446255-46-5	Water	Freshwater	1	4.76E-03	-	4.76E-03	4.76E-03	4.76E-03	4.76E-03	4.76E-03	4.76E-03
PBDE 201	446255-50-1	Water	Freshwater	1	3.61E-03	-	3.61E-03	3.61E-03	3.61E-03	3.61E-03	3.61E-03	3.61E-03
PBDE 202	67797-09-5	Water	Freshwater	1	1.73E-03	-	1.73E-03	1.73E-03	1.73E-03	1.73E-03	1.73E-03	1.73E-03

Compound	CASNumber	Media	Type	count	mean	std	min	25%	50%	75%	90%	max
PBDE 079	446254-48-4	Water	Freshwater	56	2.75E-05	4.40E-05	5.53E-07	4.42E-06	1.15E-05	2.77E-05	6.54E-05	2.29E-04
estradiol, 17beta-	50-28-2	Water	Freshwater	1	1.19E-03	-	1.19E-03	1.19E-03	1.19E-03	1.19E-03	1.19E-03	1.19E-03
4-nonylphenol	104-40-5	Water	Freshwater	1	3.00E-01	-	3.00E-01	3.00E-01	3.00E-01	3.00E-01	3.00E-01	3.00E-01
Tris(2-chloroethyl) phosphate	115-96-8	Water	Freshwater	13	1.08E-01	1.33E-01	1.20E-03	1.00E-02	4.00E-02	1.40E-01	3.32E-01	3.80E-01
diphenylhydrazine, 1,2-	122-66-7	Water	Freshwater	0	-	-	-	-	-	-	-	-
galaxolide	1222-05-5	Water	Freshwater	5	4.12E-02	4.56E-02	3.00E-03	3.00E-03	2.00E-02	8.00E-02	9.20E-02	1.00E-01
4-tert-Octylphenol	140-66-9	Water	Freshwater	1	2.00E-01	-	2.00E-01	2.00E-01	2.00E-01	2.00E-01	2.00E-01	2.00E-01
Acetophenone	98-86-2	Water	Freshwater	6	1.00E-01	1.52E-17	1.00E-01	1.00E-01	1.00E-01	1.00E-01	1.00E-01	1.00E-01
Chlortetracycline	57-62-5	Water	Freshwater	0	-	-	-	-	-	-	-	-
Doxycycline	564-25-0	Water	Freshwater	0	-	-	-	-	-	-	-	-
Isoborneol	124-76-5	Water	Freshwater	0	-	-	-	-	-	-	-	-
lincomycin	154-21-2	Water	Freshwater	13	1.06E+00	2.73E+00	2.60E-02	5.60E-02	8.20E-02	4.56E-01	1.48E+00	9.99E+00
Menthol	1490-04-6	Water	Freshwater	2	9.00E-02	1.41E-02	8.00E-02	8.50E-02	9.00E-02	9.50E-02	9.80E-02	1.00E-01
Methylindole, 3-	83-34-1	Water	Freshwater	2	1.51E+00	2.11E+00	1.00E-02	7.58E-01	1.51E+00	2.25E+00	2.70E+00	3.00E+00
Oxytetracycline	79-57-2	Water	Freshwater	0	-	-	-	-	-	-	-	-
roxithromycin	80214-83-1	Water	Freshwater	0	-	-	-	-	-	-	-	-
sulfachloropyridazine	80-32-0	Water	Freshwater	3	1.77E-02	2.08E-03	1.60E-02	1.65E-02	1.70E-02	1.85E-02	1.94E-02	2.00E-02
sulfathiazole	72-14-0	Water	Freshwater	7	4.16E-02	4.27E-02	1.00E-02	1.55E-02	2.10E-02	5.60E-02	9.96E-02	1.17E-01
Tetracycline	60-54-8	Water	Freshwater	0	-	-	-	-	-	-	-	-
tonalide	21145-77-7	Water	Freshwater	0	-	-	-	-	-	-	-	-
4-n-Octylphenol	1806-26-4	Water	Freshwater	0	-	-	-	-	-	-	-	-
Camphor	76-22-2	Water	Freshwater	14	4.96E-02	9.29E-02	3.00E-03	6.50E-03	1.95E-02	3.63E-02	1.08E-01	3.50E-01
Indole	120-72-9	Water	Freshwater	2	2.00E+01	2.83E+01	1.00E-02	1.00E+01	2.00E+01	3.00E+01	3.60E+01	4.00E+01
VINCLOZOLIN	50471-44-8	Water	Freshwater	0	-	-	-	-	-	-	-	-
bisphenol a	80-05-7	Water	Freshwater	3	5.50E-02	7.37E-02	1.00E-02	1.25E-02	1.50E-02	7.75E-02	1.15E-01	1.40E-01
estrone	53-16-7	Water	Freshwater	1	2.18E-03	-	2.18E-03	2.18E-03	2.18E-03	2.18E-03	2.18E-03	2.18E-03
benzophenone	119-61-9	Water	Freshwater	9	3.33E-02	2.29E-02	1.00E-02	2.00E-02	3.00E-02	4.00E-02	7.00E-02	7.00E-02
Equilenin	517-09-9	Water	Freshwater	0	-	-	-	-	-	-	-	-
ethinylestradiol, 17alpha-	57-63-6	Water	Freshwater	1	1.21E-03	-	1.21E-03	1.21E-03	1.21E-03	1.21E-03	1.21E-03	1.21E-03
Methyl salicylate	119-36-8	Water	Freshwater	7	1.97E-02	1.97E-02	8.00E-03	8.50E-03	1.40E-02	1.80E-02	3.84E-02	6.30E-02
NTN33893 - desnitro olefine	N/A	Water	Freshwater	0	-	-	-	-	-	-	-	-
NTN33893-olefine	115086-54-9; 27387-87-7	Water	Freshwater	0	-	-	-	-	-	-	-	-
triethyl citrate	77-93-0	Water	Freshwater	3	2.00E-02	1.00E-02	1.00E-02	1.50E-02	2.00E-02	2.50E-02	2.80E-02	3.00E-02
Flumioxazin	103361-09-7	Water	Freshwater	1	6.90E-02	-	6.90E-02	6.90E-02	6.90E-02	6.90E-02	6.90E-02	6.90E-02
carbadox	7/5/6804	Water	Freshwater	0	-	-	-	-	-	-	-	-
sulfamerazine	127-79-7	Water	Freshwater	0	-	-	-	-	-	-	-	-
Triphenyl phosphate	115-86-6	Water	Freshwater	12	2.17E-02	1.11E-02	1.00E-02	1.00E-02	2.50E-02	3.00E-02	3.00E-02	4.00E-02
PBDE 205	446255-56-7	Water	Freshwater	2	2.81E-04	3.29E-04	4.84E-05	1.65E-04	2.81E-04	3.97E-04	4.67E-04	5.13E-04
PBDE 197	117964-21-3	Water	Freshwater	43	4.69E-04	8.97E-04	3.62E-05	1.27E-04	2.45E-04	4.44E-04	9.99E-04	5.84E-03
Tris(1,3-dichloro-2-propyl) phosphate	13674-87-8	Water	Freshwater	12	1.06E-01	1.44E-01	4.90E-03	1.60E-02	4.25E-02	1.38E-01	2.29E-01	4.90E-01
Testosterone	58-22-0	Water	Freshwater	1	8.70E-04	-	8.70E-04	8.70E-04	8.70E-04	8.70E-04	8.70E-04	8.70E-04

Compound	CASNumber	Media	Type	count	mean	std	min	25%	50%	75%	90%	max
Progesterone	57-83-0	Water	Freshwater	1	4.90E-03	-	4.90E-03	4.90E-03	4.90E-03	4.90E-03	4.90E-03	4.90E-03
DIQUAT DIBROMIDE	85-00-7; 2764-72-9	Water	Freshwater	12	3.75E-01	8.66E-02	1.00E-01	4.00E-01	4.00E-01	4.00E-01	4.00E-01	4.00E-01
Tris(2-butoxyethyl) phosphate	78-51-3	Water	Freshwater	6	5.17E-01	1.73E-01	3.00E-01	4.20E-01	5.00E-01	5.80E-01	7.00E-01	8.00E-01
Lyngbyatoxin-a	70497-14-2	Water	Freshwater	1	2.50E+00	-	2.50E+00	2.50E+00	2.50E+00	2.50E+00	2.50E+00	2.50E+00
PBDE 003	101-55-3	Water	Freshwater	1	1.60E-02	-	1.60E-02	1.60E-02	1.60E-02	1.60E-02	1.60E-02	1.60E-02
celestolide	13171-00-1	Water	Freshwater	0	-	-	-	-	-	-	-	-
musk ketone	81-14-1	Water	Freshwater	0	-	-	-	-	-	-	-	-
phantolide	15323-35-0	Water	Freshwater	0	-	-	-	-	-	-	-	-
6:2 FTS	27619-97-2	Water	Freshwater	5	1.48E-03	1.47E-03	6.00E-04	9.00E-04	9.00E-04	9.00E-04	9.00E-04	2.82E-03
8:2 FTS	39108-34-4	Water	Freshwater	1	7.00E-04	-	7.00E-04	7.00E-04	7.00E-04	7.00E-04	7.00E-04	7.00E-04
N-EtFOSAA	909405-49-8	Water	Freshwater	9	5.89E-04	4.40E-04	2.00E-04	4.00E-04	4.00E-04	5.00E-04	1.32E-03	1.40E-03
N-MeFOSAA	2355-31-9	Water	Freshwater	7	5.14E-04	3.34E-04	1.00E-04	3.00E-04	5.00E-04	7.00E-04	9.40E-04	1.00E-03
PFBS	375-73-5	Water	Freshwater	16	4.69E-03	2.63E-03	2.20E-03	3.00E-03	3.95E-03	5.00E-03	8.30E-03	1.10E-02
PFDA	335-76-2	Water	Freshwater	29	1.93E-03	8.88E-04	2.00E-04	1.30E-03	1.70E-03	2.40E-03	3.22E-03	4.00E-03
PFDoA	307-55-1	Water	Freshwater	20	5.75E-04	3.91E-04	2.00E-04	3.00E-04	5.00E-04	7.00E-04	9.10E-04	1.90E-03
PFDS	335-77-3	Water	Freshwater	8	4.88E-04	1.25E-04	4.00E-04	4.00E-04	4.00E-04	6.00E-04	6.30E-04	7.00E-04
PFHpA	375-85-9	Water	Freshwater	30	2.85E-03	1.12E-03	1.20E-03	2.20E-03	2.80E-03	3.40E-03	4.24E-03	5.70E-03
PFHxA	307-24-4	Water	Freshwater	30	5.30E-03	1.76E-03	2.60E-03	4.08E-03	4.90E-03	6.35E-03	7.75E-03	9.70E-03
PFHxS	355-46-4	Water	Freshwater	30	2.28E-03	1.24E-03	1.00E-03	1.43E-03	2.05E-03	2.60E-03	3.71E-03	6.50E-03
PFOSA	754-91-6	Water	Freshwater	26	7.85E-04	4.43E-04	2.00E-04	5.00E-04	6.00E-04	1.10E-03	1.45E-03	1.80E-03
PFPeA	2706-90-3	Water	Freshwater	28	3.54E-03	2.34E-03	1.00E-03	1.63E-03	3.05E-03	4.43E-03	6.92E-03	9.50E-03
PFUnA	2058-94-8	Water	Freshwater	11	7.36E-04	2.16E-04	5.00E-04	5.50E-04	7.00E-04	9.00E-04	1.00E-03	1.10E-03
Polyoxyethylene branched-C9-alkylphenol (mixture)	68412-54-4	Water	Freshwater	2	1.50E-01	7.07E-02	1.00E-01	1.25E-01	1.50E-01	1.75E-01	1.90E-01	2.00E-01
Isoxaben	82558-50-7	Water	Freshwater	2	6.90E-02	3.82E-02	4.20E-02	5.55E-02	6.90E-02	8.25E-02	9.06E-02	9.60E-02
PBDE 025	147217-77-4	Water	Freshwater	0	-	-	-	-	-	-	-	-
PBDE 033	147217-78-5	Water	Freshwater	0	-	-	-	-	-	-	-	-
Limonene, d-	5989-27-5	Water	Freshwater	6	1.45E-01	6.28E-02	4.00E-02	1.33E-01	1.45E-01	1.73E-01	2.05E-01	2.30E-01
2-[2-(4-nonylphenoxy)ethoxy]ethanol (mixture)	20427-84-3 (or 9016-45-9)	Water	Freshwater	3	7.33E-01	4.93E-01	4.00E-01	4.50E-01	5.00E-01	9.00E-01	1.14E+00	1.30E+00
Androstenedione	63-05-8	Water	Freshwater	2	1.65E-03	6.93E-04	1.16E-03	1.41E-03	1.65E-03	1.90E-03	2.04E-03	2.14E-03
Androsterone	53-41-8	Water	Freshwater	0	-	-	-	-	-	-	-	-
diethylstilbestrol	56-53-1	Water	Freshwater	1	9.70E-04	-	9.70E-04	9.70E-04	9.70E-04	9.70E-04	9.70E-04	9.70E-04
Equilin	474-86-2	Water	Freshwater	0	-	-	-	-	-	-	-	-
estradiol, 17alpha-	57-91-0	Water	Freshwater	1	1.19E-03	-	1.19E-03	1.19E-03	1.19E-03	1.19E-03	1.19E-03	1.19E-03
Estriol	50-27-1	Water	Freshwater	1	6.20E-04	-	6.20E-04	6.20E-04	6.20E-04	6.20E-04	6.20E-04	6.20E-04
Mestranol	72-33-3	Water	Freshwater	1	8.60E-04	-	8.60E-04	8.60E-04	8.60E-04	8.60E-04	8.60E-04	8.60E-04
sitosterol, beta-	83-46-5	Water	Freshwater	3	4.80E+00	4.25E+00	6.00E-01	2.65E+00	4.70E+00	6.90E+00	8.22E+00	9.10E+00
Theobromine	83-67-0	Water	Freshwater	0	-	-	-	-	-	-	-	-
temephos	3383-96-8	Water	Freshwater	0	-	-	-	-	-	-	-	-
2-(4-nonylphenoxy)ethanol	104-35-8	Water	Freshwater	1	5.30E-01	-	5.30E-01	5.30E-01	5.30E-01	5.30E-01	5.30E-01	5.30E-01
fexofenadine	83799-24-0	Water	Freshwater	8	1.92E-01	2.56E-01	1.12E-02	2.15E-02	5.76E-02	2.77E-01	5.20E-01	7.08E-01

Compound	CASNumber	Media	Type	count	mean	std	min	25%	50%	75%	90%	max
azithromycin	83905-01-5	Water	Freshwater	2	1.15E-02	9.19E-03	5.00E-03	8.25E-03	1.15E-02	1.48E-02	1.67E-02	1.80E-02
Carfentrazone-ethyl	128639-02-1	Water	Freshwater	0	-	-	-	-	-	-	-	-
ciprofloxacin	85721-33-1	Water	Freshwater	2	1.05E-02	4.95E-03	7.00E-03	8.75E-03	1.05E-02	1.22E-02	1.33E-02	1.40E-02
Amoxicillin	26787-78-0	Water	Freshwater	0	-	-	-	-	-	-	-	-
enrofloxacin	93106-60-6	Water	Freshwater	0	-	-	-	-	-	-	-	-
Epichlortetracycline, 4-	14297-93-9	Water	Freshwater	0	-	-	-	-	-	-	-	-
Epitetracycline, 4-	79-85-6	Water	Freshwater	0	-	-	-	-	-	-	-	-
lomefloxacin	98079-51-7	Water	Freshwater	0	-	-	-	-	-	-	-	-
norfloxacin	70458-96-7	Water	Freshwater	0	-	-	-	-	-	-	-	-
ofloxacin	82419-36-1	Water	Freshwater	0	-	-	-	-	-	-	-	-
ormetoprim	6981-18-6	Water	Freshwater	0	-	-	-	-	-	-	-	-
sarafloxacin	98105-99-8	Water	Freshwater	0	-	-	-	-	-	-	-	-
sulfadiazine	68-35-9	Water	Freshwater	1	9.00E-03	-	9.00E-03	9.00E-03	9.00E-03	9.00E-03	9.00E-03	9.00E-03
terpineol, alpha-	98-55-5	Water	Freshwater	0	-	-	-	-	-	-	-	-
virginiamycin	11006-76-1	Water	Freshwater	0	-	-	-	-	-	-	-	-
tris(2-chloroisopropyl) phosphate	13674-84-5	Water	Freshwater	3	4.10E-02	1.48E-02	2.40E-02	3.60E-02	4.80E-02	4.95E-02	5.04E-02	5.10E-02
MANCOZEB	8018-01-7	Water	Freshwater	0	-	-	-	-	-	-	-	-
benztropine	86-13-5	Water	Freshwater	1	2.32E-02	-	2.32E-02	2.32E-02	2.32E-02	2.32E-02	2.32E-02	2.32E-02
Iopromide	73334-07-3	Water	Freshwater	0	-	-	-	-	-	-	-	-
Salicylic acid	69-72-7	Water	Freshwater	0	-	-	-	-	-	-	-	-
prednisolone	50-24-8	Water	Freshwater	0	-	-	-	-	-	-	-	-
diazinon	333-41-5	Water	Estuarine	161	6.15E-02	1.26E-01	8.50E-05	2.33E-04	9.20E-03	5.68E-02	1.74E-01	6.91E-01
Bifenthrin	82657-04-3	Water	Estuarine	11	2.47E-02	4.74E-02	2.60E-03	3.85E-03	8.80E-03	1.63E-02	3.84E-02	1.64E-01
Chlorpyrifos	2921-88-2	Water	Estuarine	80.00	4.14E-02	8.58E-02	1.00E-05	3.01E-04	9.80E-03	3.82E-02	1.23E-01	5.52E-01
galaxolide	1222-05-5	Water	Estuarine	5.00	2.04E-02	1.03E-02	1.00E-02	1.00E-02	2.10E-02	3.00E-02	3.06E-02	3.10E-02
permethrin	52645-53-1	Water	Estuarine	4	6.75E-03	6.21E-03	8.10E-04	2.75E-03	5.60E-03	9.60E-03	1.28E-02	1.50E-02
1,2-bis(2,4,6-tribromophenoxy)ethane	37853-59-1	Water	Estuarine	0	-	-	-	-	-	-	-	-
2-(4-nonylphenoxy)ethanol	104-35-8	Water	Estuarine	0	-	-	-	-	-	-	-	-
2,4,6-tribromophenyl allyl ether	3278-89-5	Water	Estuarine	0	-	-	-	-	-	-	-	-
2,4-dichlorophenoxyacetic acid	94-75-7	Water	Estuarine	0	-	-	-	-	-	-	-	-
2-[2-(4-nonylphenoxy)ethoxy]ethanol (mixture)	20427-84-3 (or 9016-45-9)	Water	Estuarine	0	-	-	-	-	-	-	-	-
2-ethyl-1-hexyl-2,3,4,5-tetrabromobenzoate	183658-27-7	Water	Estuarine	4	1.56E-03	2.29E-04	1.30E-03	1.45E-03	1.55E-03	1.66E-03	1.78E-03	1.85E-03
2-Ethylhexyl diphenyl phosphate	1241-94-7	Water	Estuarine	21	1.71E-02	1.83E-02	3.00E-04	1.80E-03	7.40E-03	3.52E-02	4.50E-02	5.00E-02
3,4-Dichloroaniline	95-76-1	Water	Estuarine	88	4.67E-03	6.72E-03	1.80E-03	2.00E-03	3.00E-03	4.16E-03	6.93E-03	5.84E-02
3,5-Dichloroaniline	626-43-7	Water	Estuarine	4	1.41E-02	6.74E-03	6.20E-03	9.95E-03	1.44E-02	1.86E-02	2.03E-02	2.14E-02
4-n-Octylphenol	1806-26-4	Water	Estuarine	0	-	-	-	-	-	-	-	-
4-nonylphenol	104-40-5	Water	Estuarine	3	5.01E-02	2.01E-02	3.47E-02	3.87E-02	4.27E-02	5.78E-02	6.69E-02	7.29E-02
4-tert-Octylphenol	140-66-9	Water	Estuarine	0	-	-	-	-	-	-	-	-
acetaminophen	103-90-2	Water	Estuarine	2	5.92E-02	1.07E-02	5.16E-02	5.54E-02	5.92E-02	6.29E-02	6.52E-02	6.67E-02
Acetamiprid	135410-20-7	Water	Estuarine	0	-	-	-	-	-	-	-	-

Compound	CASNumber	Media	Type	count	mean	std	min	25%	50%	75%	90%	max
Acetophenone	98-86-2	Water	Estuarine	0	-	-	-	-	-	-	-	-
Acibenzolar-S-Methyl	135158-54-2	Water	Estuarine	0	-	-	-	-	-	-	-	-
albuterol	18559-94-9	Water	Estuarine	15	1.32E-02	6.62E-03	1.02E-03	9.18E-03	1.30E-02	1.59E-02	2.08E-02	2.75E-02
ALLETHRIN	584-79-2	Water	Estuarine	0	-	-	-	-	-	-	-	-
alprazolam	28981-97-7	Water	Estuarine	14	2.83E-03	9.90E-04	1.79E-03	2.09E-03	2.60E-03	3.28E-03	4.25E-03	4.89E-03
amitriptyline	50-48-6	Water	Estuarine	16	1.48E-02	9.51E-03	2.92E-04	8.13E-03	1.29E-02	2.43E-02	2.69E-02	2.87E-02
amlodipine	88150-42-9	Water	Estuarine	8	1.47E-02	8.94E-03	3.09E-03	6.13E-03	1.61E-02	2.11E-02	2.37E-02	2.74E-02
amphetamine	300-62-9	Water	Estuarine	6	1.71E-02	7.06E-03	8.88E-03	1.18E-02	1.83E-02	1.94E-02	2.39E-02	2.79E-02
Anatoxin a	64285-06-9, 85514-42-7	Water	Estuarine	18	5.54E-01	1.04E-01	3.90E-01	5.00E-01	5.15E-01	6.00E-01	7.01E-01	7.80E-01
atenolol	29122-68-7	Water	Estuarine	19	5.28E-01	7.66E-01	3.76E-03	7.85E-02	2.68E-01	4.92E-01	1.29E+00	2.64E+00
atorvastatin	134523-00-5	Water	Estuarine	12	3.44E-02	4.22E-02	3.47E-03	6.99E-03	1.20E-02	4.63E-02	9.69E-02	1.28E-01
Atrazine	1912-24-9	Water	Estuarine	10	1.00E-01	1.46E-17	1.00E-01	1.00E-01	1.00E-01	1.00E-01	1.00E-01	1.00E-01
azithromycin	83905-01-5	Water	Estuarine	14	4.31E-01	2.35E-01	3.70E-02	4.01E-01	4.55E-01	5.66E-01	6.68E-01	7.87E-01
Azoxystrobin	131860-33-8	Water	Estuarine	118	2.58E-02	6.27E-02	1.80E-03	7.50E-03	9.50E-03	1.80E-02	4.86E-02	5.96E-01
benfluralin	1861-40-1	Water	Estuarine	0	-	-	-	-	-	-	-	-
BENSULIDE	741-58-2	Water	Estuarine	4	1.13E-01	9.68E-02	4.00E-02	6.25E-02	7.75E-02	1.28E-01	2.04E-01	2.55E-01
benzophenone	119-61-9	Water	Estuarine	3	3.00E-02	0.00E+00	3.00E-02	3.00E-02	3.00E-02	3.00E-02	3.00E-02	3.00E-02
benzoylecgonine	519-09-5	Water	Estuarine	16	7.62E-02	1.20E-01	2.78E-03	6.73E-03	1.09E-02	7.65E-02	2.74E-01	3.61E-01
benztropine	86-13-5	Water	Estuarine	2	6.07E-04	7.64E-05	5.53E-04	5.80E-04	6.07E-04	6.34E-04	6.50E-04	6.61E-04
betamethasone	378-44-9	Water	Estuarine	0	-	-	-	-	-	-	-	-
Bis(2-ethylhexyl)tetrabromophthalate	26040-51-7	Water	Estuarine	8	1.58E-03	1.18E-03	4.40E-04	5.02E-04	1.43E-03	2.59E-03	2.90E-03	3.02E-03
bisphenol a	80-05-7	Water	Estuarine	20	5.03E-03	1.07E-02	6.12E-04	1.71E-03	2.23E-03	3.55E-03	4.85E-03	5.00E-02
Bisphenol A bis(diphenyl phosphate)	5945-33-5	Water	Estuarine	18	2.20E-05	1.34E-05	7.34E-06	1.19E-05	1.76E-05	2.73E-05	3.91E-05	4.97E-05
bisphenol af	1478-61-1	Water	Estuarine	0	-	-	-	-	-	-	-	-
bisphenol ap	1571-75-1	Water	Estuarine	0	-	-	-	-	-	-	-	-
bisphenol b	77-40-7	Water	Estuarine	0	-	-	-	-	-	-	-	-
bisphenol bp	1844-01-5	Water	Estuarine	0	-	-	-	-	-	-	-	-
bisphenol c	79-97-0	Water	Estuarine	0	-	-	-	-	-	-	-	-
bisphenol e	8/5/2081	Water	Estuarine	0	-	-	-	-	-	-	-	-
bisphenol f	620-92-8	Water	Estuarine	17	3.42E-02	3.78E-02	9.85E-04	9.80E-03	1.95E-02	4.13E-02	8.27E-02	1.45E-01
bisphenol g	127-54-8	Water	Estuarine	0	-	-	-	-	-	-	-	-
bisphenol m	13595-25-0	Water	Estuarine	0	-	-	-	-	-	-	-	-
bisphenol p	2167-51-3	Water	Estuarine	0	-	-	-	-	-	-	-	-
bisphenol ph	24038-68-4	Water	Estuarine	0	-	-	-	-	-	-	-	-
bisphenol s	80-09-1	Water	Estuarine	8	2.63E-02	4.14E-02	8.00E-04	4.36E-03	7.24E-03	2.38E-02	7.32E-02	1.20E-01
bisphenol tmc	129188-99-4	Water	Estuarine	0	-	-	-	-	-	-	-	-
bisphenol z	843-55-0	Water	Estuarine	0	-	-	-	-	-	-	-	-
Boscalid	188425-85-6	Water	Estuarine	105	1.15E-01	1.81E-01	2.50E-03	1.24E-02	3.29E-02	1.39E-01	3.02E-01	1.07E+00
BROMACIL	314-40-9	Water	Estuarine	0	-	-	-	-	-	-	-	-
Butyl benzyl phthalate	85-68-7	Water	Estuarine	0	-	-	-	-	-	-	-	-
caffeine	58-08-2	Water	Estuarine	13	1.30E+00	3.59E+00	1.51E-02	3.36E-02	4.66E-02	2.45E-01	2.22E+00	1.30E+01

Compound	CASNumber	Media	Type	count	mean	std	min	25%	50%	75%	90%	max
Camphor	76-22-2	Water	Estuarine	2	4.50E-02	7.07E-03	4.00E-02	4.25E-02	4.50E-02	4.75E-02	4.90E-02	5.00E-02
carbadox	7/5/6804	Water	Estuarine	0	-	-	-	-	-	-	-	-
carbamazepine	298-46-4	Water	Estuarine	19	1.61E-01	9.34E-02	5.20E-03	1.01E-01	2.01E-01	2.16E-01	2.52E-01	2.83E-01
CARBARYL	63-25-2	Water	Estuarine	6	4.01E-02	2.72E-02	5.60E-03	2.19E-02	3.66E-02	6.21E-02	7.13E-02	7.41E-02
Carbendazim	10605-21-7	Water	Estuarine	19	3.07E-01	2.88E-01	8.52E-02	1.18E-01	1.68E-01	4.11E-01	6.99E-01	1.01E+00
cefotaxime	63527-52-6	Water	Estuarine	0	-	-	-	-	-	-	-	-
Chlorantraniliprole	500008-45-7	Water	Estuarine	0	-	-	-	-	-	-	-	-
CHLOROTHALONIL	1897-45-6	Water	Estuarine	7	6.43E-03	1.20E-02	8.00E-04	1.30E-03	1.80E-03	3.10E-03	1.54E-02	3.36E-02
Chlorpyrifos-methyl	5598-13-0	Water	Estuarine	0	-	-	-	-	-	-	-	-
cimetidine	51481-61-9	Water	Estuarine	8	6.16E-02	4.74E-02	2.46E-03	3.17E-02	5.54E-02	9.58E-02	1.12E-01	1.39E-01
ciprofloxacin	85721-33-1	Water	Estuarine	13	1.54E-01	8.32E-02	4.81E-02	9.10E-02	1.27E-01	2.48E-01	2.70E-01	2.86E-01
clarithromycin	81103-11-9	Water	Estuarine	15	1.28E-01	1.01E-01	6.42E-03	6.92E-02	1.24E-01	1.64E-01	1.86E-01	4.17E-01
clinafloxacin	105956-97-6	Water	Estuarine	0	-	-	-	-	-	-	-	-
clonidine	4205-90-7	Water	Estuarine	0	-	-	-	-	-	-	-	-
clothianidin	210880-92-5	Water	Estuarine	0	-	-	-	-	-	-	-	-
cloxacillin	61-72-3	Water	Estuarine	0	-	-	-	-	-	-	-	-
cocaine	50-36-2	Water	Estuarine	13	1.03E-02	1.77E-02	3.75E-04	1.31E-03	1.80E-03	5.36E-03	3.12E-02	5.92E-02
codeine	76-57-3	Water	Estuarine	11	1.55E-01	4.90E-02	6.63E-02	1.38E-01	1.48E-01	1.70E-01	1.95E-01	2.62E-01
cotinine	486-56-6	Water	Estuarine	21	6.69E-02	1.18E-01	8.31E-03	1.92E-02	2.49E-02	6.76E-02	1.25E-01	5.55E-01
Cyazofamid	120116-88-3	Water	Estuarine	0	-	-	-	-	-	-	-	-
CYFLUTHRIN	68359-37-5	Water	Estuarine	2	1.30E-02	1.58E-02	1.82E-03	7.42E-03	1.30E-02	1.86E-02	2.20E-02	2.42E-02
Dechlorane 604 (total)	71245-27-7	Water	Estuarine	0	-	-	-	-	-	-	-	-
dehydronifedipine	67035-22-7	Water	Estuarine	18	8.91E-03	5.85E-03	5.68E-04	6.86E-03	8.72E-03	1.24E-02	1.46E-02	2.30E-02
deltamethrin	52918-63-5	Water	Estuarine	0	-	-	-	-	-	-	-	-
desmethyldiltiazem	86408-45-9	Water	Estuarine	16	3.49E-02	1.97E-02	2.29E-04	2.52E-02	2.90E-02	4.86E-02	5.58E-02	7.32E-02
Desulfinylfipronil Amide	1115248-09-3	Water	Estuarine	0	-	-	-	-	-	-	-	-
Di-2-ethylhexyl phthalate	117-81-7	Water	Estuarine	0	-	-	-	-	-	-	-	-
diazepam	439-14-5	Water	Estuarine	12	2.20E-03	1.01E-03	5.25E-04	1.48E-03	2.00E-03	3.36E-03	3.40E-03	3.68E-03
Diazoxon	962-58-3	Water	Estuarine	0	-	-	-	-	-	-	-	-
Dibromo-4-(1,2-dibromoethyl)cyclohexane, alpha-1,2-	N/A	Water	Estuarine	0	-	-	-	-	-	-	-	-
Dibromo-4-(1,2-dibromoethyl)cyclohexane, beta-1,2-	N/A	Water	Estuarine	0	-	-	-	-	-	-	-	-
Dibromo-4-(1,2-dibromoethyl)cyclohexane, gamma-1,2-	N/A	Water	Estuarine	0	-	-	-	-	-	-	-	-
Dibutyl phthalate	84-74-2	Water	Estuarine	0	-	-	-	-	-	-	-	-
dicamba	1918-00-9; 2300-66-5; 25059-78-3	Water	Estuarine	0	-	-	-	-	-	-	-	-
Dichlorvos	62-73-7	Water	Estuarine	1	2.60E-01	-	2.60E-01	2.60E-01	2.60E-01	2.60E-01	2.60E-01	2.60E-01
Diethyl phthalate	84-66-2	Water	Estuarine	1	5.00E-02	-	5.00E-02	5.00E-02	5.00E-02	5.00E-02	5.00E-02	5.00E-02
Difenoconazole	119446-68-3	Water	Estuarine	0	-	-	-	-	-	-	-	-
digoxigenin	1672-46-4	Water	Estuarine	0	-	-	-	-	-	-	-	-
digoxin	20830-75-5	Water	Estuarine	0	-	-	-	-	-	-	-	-
diltiazem	42399-41-7	Water	Estuarine	19	1.04E-01	6.90E-02	4.04E-04	4.34E-02	1.29E-01	1.45E-01	1.70E-01	2.17E-01

Compound	CASNumber	Media	Type	count	mean	std	min	25%	50%	75%	90%	max
Dimethyl phthalate	131-11-3	Water	Estuarine	0	-	-	-	-	-	-	-	-
dimethylxanthine, 1,7-	611-59-6	Water	Estuarine	0	-	-	-	-	-	-	-	-
Di-n-octyl phthalate	117-84-0	Water	Estuarine	0	-	-	-	-	-	-	-	-
DINOTEFURAN	165252-70-0	Water	Estuarine	3	3.13E-02	3.78E-02	7.40E-03	9.45E-03	1.15E-02	4.32E-02	6.22E-02	7.49E-02
diphenhydramine	58-73-1	Water	Estuarine	18	2.77E-01	3.05E-01	1.11E-03	8.60E-02	1.27E-01	5.24E-01	6.92E-01	9.55E-01
diphenylhydrazine, 1,2-	122-66-7	Water	Estuarine	0	-	-	-	-	-	-	-	-
disulfoton	298-04-4	Water	Estuarine	0	-	-	-	-	-	-	-	-
Diuron	330-54-1	Water	Estuarine	189	1.61E-02	9.74E-03	2.20E-03	9.40E-03	1.10E-02	2.16E-02	3.00E-02	6.40E-02
enalapril	75847-73-3	Water	Estuarine	3	5.07E-03	7.30E-03	7.42E-04	8.57E-04	9.71E-04	7.24E-03	1.10E-02	1.35E-02
enrofloxacin	93106-60-6	Water	Estuarine	2	6.87E-03	1.20E-04	6.78E-03	6.82E-03	6.87E-03	6.91E-03	6.93E-03	6.95E-03
erythromycin	114-07-8	Water	Estuarine	19	3.39E-02	2.29E-02	9.70E-04	1.87E-02	3.42E-02	4.60E-02	5.89E-02	7.93E-02
fipronil	120068-37-3	Water	Estuarine	12	5.88E-03	3.35E-03	1.40E-03	4.45E-03	5.02E-03	7.60E-03	1.13E-02	1.15E-02
Fipronil-desulfinyl	205650-65-3	Water	Estuarine	11	4.80E-03	1.37E-03	1.00E-03	4.66E-03	4.90E-03	5.50E-03	5.96E-03	6.00E-03
Fipronil-sulfide	120067-83-6	Water	Estuarine	3	4.65E-03	6.49E-04	4.25E-03	4.28E-03	4.30E-03	4.85E-03	5.18E-03	5.40E-03
Fipronil-sulfone	120068-36-2	Water	Estuarine	7	4.74E-03	2.96E-03	6.00E-04	2.71E-03	5.40E-03	6.78E-03	7.36E-03	8.20E-03
Flonicamid	158062-67-0	Water	Estuarine	0	-	-	-	-	-	-	-	-
Fluazinam	79622-59-6	Water	Estuarine	0	-	-	-	-	-	-	-	-
Fludioxonil	131341-86-1	Water	Estuarine	0	-	-	-	-	-	-	-	-
flumequine	42835-25-6	Water	Estuarine	0	-	-	-	-	-	-	-	-
fluocinonide	356-12-7	Water	Estuarine	0	-	-	-	-	-	-	-	-
fluoxetine	54910-89-3	Water	Estuarine	14	3.42E-02	1.97E-02	1.45E-02	2.35E-02	2.58E-02	4.21E-02	4.97E-02	9.12E-02
fluticasone propionate	80474-14-2	Water	Estuarine	4	5.88E-03	2.22E-03	2.67E-03	5.27E-03	6.62E-03	7.22E-03	7.45E-03	7.61E-03
FLUTOLANIL	66332-96-5	Water	Estuarine	0	-	-	-	-	-	-	-	-
FLUVALINATE	69409-94-5	Water	Estuarine	1	5.17E-04	-	5.17E-04	5.17E-04	5.17E-04	5.17E-04	5.17E-04	5.17E-04
Fluxapyroxad	907204-31-3	Water	Estuarine	0	-	-	-	-	-	-	-	-
furosemide	54-31-9	Water	Estuarine	14	6.46E-01	3.51E-01	2.06E-01	4.12E-01	5.95E-01	8.43E-01	1.11E+00	1.36E+00
gamma-cyhalothrin	76703-62-3	Water	Estuarine	1	6.80E-03	-	6.80E-03	6.80E-03	6.80E-03	6.80E-03	6.80E-03	6.80E-03
gemfibrozil	25812-30-0	Water	Estuarine	19	3.84E-01	5.73E-01	5.22E-03	1.06E-02	2.70E-02	8.25E-01	1.01E+00	2.05E+00
glipizide	29094-61-9	Water	Estuarine	8	2.59E-02	1.77E-02	1.26E-02	1.39E-02	2.10E-02	2.77E-02	4.31E-02	6.60E-02
glyburide	10238-21-8	Water	Estuarine	8	8.63E-03	2.54E-03	6.74E-03	7.07E-03	7.81E-03	8.75E-03	1.12E-02	1.44E-02
glyphosate	1071-83-6	Water	Estuarine	4	6.13E+00	4.16E+00	2.30E+00	3.95E+00	5.10E+00	7.28E+00	1.01E+01	1.20E+01
Hexabromobenzene	87-82-1	Water	Estuarine	0	-	-	-	-	-	-	-	-
Hexabromocyclododecane, alpha-	134237-50-6/678970-15-5	Water	Estuarine	0	-	-	-	-	-	-	-	-
Hexabromocyclododecane, beta-	134237-51-7/138257-18-8	Water	Estuarine	0	-	-	-	-	-	-	-	-
Hexabromocyclododecane, gamma-	134237-52-8/678970-17-7	Water	Estuarine	0	-	-	-	-	-	-	-	-
Hexachlorocyclopentadienyldibromocyclooctane	51936-55-1	Water	Estuarine	0	-	-	-	-	-	-	-	-
Hexazinon	51235-04-2	Water	Estuarine	112	2.72E-02	6.38E-02	7.90E-03	1.04E-02	1.30E-02	1.60E-02	4.23E-02	6.04E-01
hydrochlorothiazide	58-93-5	Water	Estuarine	14	5.45E-01	2.29E-01	2.45E-01	3.72E-01	4.78E-01	6.83E-01	8.70E-01	9.65E-01
hydrocodone	125-29-1	Water	Estuarine	14	7.86E-02	4.73E-02	7.16E-03	5.01E-02	7.17E-02	9.70E-02	1.11E-01	2.07E-01

Compound	CASNumber	Media	Type	count	mean	std	min	25%	50%	75%	90%	max
hydrocortisone	50-23-7	Water	Estuarine	0	-	-	-	-	-	-	-	-
ibuprofen	15687-27-1	Water	Estuarine	5	5.12E-01	6.51E-01	3.79E-02	3.90E-02	4.29E-02	1.11E+00	1.24E+00	1.33E+00
Imidacloprid	138261-41-3	Water	Estuarine	73	2.22E-02	7.02E-02	1.30E-03	2.00E-03	3.00E-03	4.00E-03	2.51E-02	4.81E-01
Indole	120-72-9	Water	Estuarine	1	2.00E-02	-	2.00E-02	2.00E-02	2.00E-02	2.00E-02	2.00E-02	2.00E-02
Indoxacarb	173584-44-6	Water	Estuarine	0	-	-	-	-	-	-	-	-
Iprodione	36734-19-7	Water	Estuarine	8	9.85E-02	1.35E-01	5.00E-03	1.31E-02	2.70E-02	1.36E-01	3.13E-01	3.19E-01
Isoborneol	124-76-5	Water	Estuarine	0	-	-	-	-	-	-	-	-
L-Domoic acid	14277-97-5	Water	Estuarine	8	2.39E-02	5.20E-02	8.00E-04	2.19E-03	3.94E-03	1.17E-02	5.73E-02	1.52E-01
Limonene, d-	5989-27-5	Water	Estuarine	0	-	-	-	-	-	-	-	-
lincomycin	154-21-2	Water	Estuarine	1	7.40E-03	-	7.40E-03	7.40E-03	7.40E-03	7.40E-03	7.40E-03	7.40E-03
Linuron	330-55-2	Water	Estuarine	1	1.00E-01	-	1.00E-01	1.00E-01	1.00E-01	1.00E-01	1.00E-01	1.00E-01
lomefloxacin	98079-51-7	Water	Estuarine	0	-	-	-	-	-	-	-	-
Malaoxon	1634-78-2	Water	Estuarine	0	-	-	-	-	-	-	-	-
malathion	121-75-5	Water	Estuarine	4	2.27E-01	1.17E-01	5.94E-02	1.93E-01	2.64E-01	2.98E-01	3.11E-01	3.20E-01
Mandipropamid	374726-62-2	Water	Estuarine	0	-	-	-	-	-	-	-	-
Menthol	1490-04-6	Water	Estuarine	0	-	-	-	-	-	-	-	-
meprobamate	57-53-4	Water	Estuarine	19	1.91E-01	2.09E-01	6.23E-03	5.92E-02	1.62E-01	2.27E-01	2.84E-01	9.59E-01
Metconazole	125116-23-6	Water	Estuarine	0	-	-	-	-	-	-	-	-
metformin	657-24-9	Water	Estuarine	14	1.23E+01	2.55E+01	3.13E-01	8.25E-01	2.62E+00	8.24E+00	2.36E+01	9.69E+01
Methoxyfenozide	161050-58-4	Water	Estuarine	1	7.80E-02	-	7.80E-02	7.80E-02	7.80E-02	7.80E-02	7.80E-02	7.80E-02
Methyl salicylate	119-36-8	Water	Estuarine	0	-	-	-	-	-	-	-	-
Methylindole, 3-	83-34-1	Water	Estuarine	1	1.00E-02	-	1.00E-02	1.00E-02	1.00E-02	1.00E-02	1.00E-02	1.00E-02
methylprednisolone	83-43-2	Water	Estuarine	0	-	-	-	-	-	-	-	-
Metolachlor	51218-45-2	Water	Estuarine	23	1.96E-02	2.31E-02	5.30E-03	8.35E-03	1.30E-02	1.73E-02	2.92E-02	9.55E-02
metoprolol	51384-51-1	Water	Estuarine	17	4.17E-01	2.28E-01	1.66E-03	3.52E-01	4.53E-01	5.58E-01	6.86E-01	7.51E-01
miconazole	22916-47-8	Water	Estuarine	7	3.72E-03	3.15E-04	3.18E-03	3.57E-03	3.74E-03	3.99E-03	4.03E-03	4.04E-03
Microcystin LA	96180-79-9	Water	Estuarine	2	7.50E-02	7.78E-02	2.00E-02	4.75E-02	7.50E-02	1.03E-01	1.19E-01	1.30E-01
Microcystin LR	101043-37-2	Water	Estuarine	1	2.80E-01	-	2.80E-01	2.80E-01	2.80E-01	2.80E-01	2.80E-01	2.80E-01
Microcystin RR	111755-37-4	Water	Estuarine	0	-	-	-	-	-	-	-	-
Microcystin YR	101064-48-6	Water	Estuarine	2	7.55E-02	2.76E-02	5.60E-02	6.58E-02	7.55E-02	8.53E-02	9.11E-02	9.50E-02
MYCLOBUTANIL	88671-89-0	Water	Estuarine	47	5.98E-02	7.85E-02	3.00E-03	1.20E-02	2.75E-02	6.80E-02	1.66E-01	3.08E-01
naproxen	22204-53-1	Water	Estuarine	15	3.44E-01	7.86E-01	8.20E-03	1.87E-02	3.34E-02	6.99E-02	1.41E+00	2.34E+00
N-EtFOSA	4151-50-2	Water	Estuarine	0	-	-	-	-	-	-	-	-
N-MeFOSA	31506-32-8	Water	Estuarine	1	5.36E-03	-	5.36E-03	5.36E-03	5.36E-03	5.36E-03	5.36E-03	5.36E-03
Nodularin	118399-22-7	Water	Estuarine	0	-	-	-	-	-	-	-	-
norfloxacin	70458-96-7	Water	Estuarine	0	-	-	-	-	-	-	-	-
norfluoxetine	126924-38-7	Water	Estuarine	6	7.03E-03	3.05E-03	4.51E-03	4.90E-03	5.57E-03	8.92E-03	1.08E-02	1.18E-02
norgestimate	35189-28-7	Water	Estuarine	0	-	-	-	-	-	-	-	-
norverapamil	67018-85-3	Water	Estuarine	14	6.66E-03	3.28E-03	2.23E-03	4.44E-03	5.18E-03	9.67E-03	1.15E-02	1.19E-02
NTN33893 - desnitro olefine	N/A	Water	Estuarine	0	-	-	-	-	-	-	-	-
NTN33893-olefine	115086-54-9; 27387-87-7	Water	Estuarine	0	-	-	-	-	-	-	-	-

Compound	CASNumber	Media	Type	count	mean	std	min	25%	50%	75%	90%	max
NTN33893-urea	120868-66-8	Water	Estuarine	0	-	-	-	-	-	-	-	-
ofloxacin	82419-36-1	Water	Estuarine	14	2.09E-01	9.83E-02	7.00E-02	1.44E-01	2.12E-01	2.72E-01	3.39E-01	3.63E-01
Okadaic acid	78111-17-8	Water	Estuarine	0	-	-	-	-	-	-	-	-
ormetoprim	6981-18-6	Water	Estuarine	0	-	-	-	-	-	-	-	-
Oryzalin	19044-88-3	Water	Estuarine	1	1.86E-01	-	1.86E-01	1.86E-01	1.86E-01	1.86E-01	1.86E-01	1.86E-01
oxacillin	66-79-5	Water	Estuarine	0	-	-	-	-	-	-	-	-
OXADIAZON	19666-30-9	Water	Estuarine	125	2.64E-04	6.42E-04	4.45E-06	9.29E-05	1.49E-04	2.27E-04	4.40E-04	6.95E-03
oxolinic acid	14698-29-4	Water	Estuarine	1	5.46E-03	-	5.46E-03	5.46E-03	5.46E-03	5.46E-03	5.46E-03	5.46E-03
oxycodone	76-42-6	Water	Estuarine	14	4.92E-02	1.59E-02	2.74E-02	4.30E-02	4.66E-02	5.44E-02	7.05E-02	8.06E-02
Paclobutrazol(PP333)	76738-62-0	Water	Estuarine	0	-	-	-	-	-	-	-	-
parathion	56-38-2	Water	Estuarine	0	-	-	-	-	-	-	-	-
paroxetine	61869-08-7	Water	Estuarine	3	5.52E-03	9.87E-04	4.38E-03	5.23E-03	6.07E-03	6.09E-03	6.10E-03	6.11E-03
PBB 101	67888-96-4	Water	Estuarine	0	-	-	-	-	-	-	-	-
PBDE 003	101-55-3	Water	Estuarine	0	-	-	-	-	-	-	-	-
PBDE 007	171977-44-9	Water	Estuarine	216	2.04E-06	1.48E-06	6.80E-08	9.69E-07	1.49E-06	3.03E-06	4.03E-06	8.14E-06
PBDE 008	147217-71-8	Water	Estuarine	215	1.10E-06	9.41E-07	1.23E-07	4.19E-07	7.80E-07	1.37E-06	2.44E-06	5.20E-06
PBDE 010	51930-04-2	Water	Estuarine	21	1.14E-07	5.02E-08	1.60E-08	1.03E-07	1.08E-07	1.42E-07	1.65E-07	2.14E-07
PBDE 012	189084-59-1	Water	Estuarine	167	1.95E-07	1.57E-07	3.00E-08	9.30E-08	1.54E-07	2.38E-07	3.58E-07	1.06E-06
PBDE 015	2050-47-7	Water	Estuarine	198	1.12E-06	7.58E-07	9.10E-08	5.85E-07	9.22E-07	1.43E-06	2.25E-06	3.40E-06
PBDE 017	147217-75-2	Water	Estuarine	216	6.90E-06	4.91E-06	5.89E-07	3.22E-06	5.51E-06	8.54E-06	1.41E-05	2.51E-05
PBDE 028	41318-75-6	Water	Estuarine	224	8.84E-05	5.51E-04	4.66E-07	1.32E-06	2.06E-06	3.45E-06	4.63E-06	5.30E-03
PBDE 030	155999-95-4	Water	Estuarine	6	2.91E-07	1.51E-07	2.00E-08	2.49E-07	3.41E-07	3.95E-07	4.13E-07	4.13E-07
PBDE 032	189084-60-4	Water	Estuarine	78	1.47E-07	1.06E-07	3.00E-08	5.65E-08	1.36E-07	1.84E-07	2.80E-07	5.91E-07
PBDE 035	147217-80-9	Water	Estuarine	94	1.62E-07	6.87E-08	1.40E-08	1.16E-07	1.70E-07	2.16E-07	2.47E-07	3.36E-07
PBDE 037	147217-81-0	Water	Estuarine	100	1.59E-07	1.02E-07	1.80E-08	6.85E-08	1.52E-07	2.17E-07	3.05E-07	5.30E-07
PBDE 047	5436-43-1	Water	Estuarine	243	3.25E-04	8.83E-04	5.42E-06	2.17E-05	3.58E-05	7.14E-05	9.34E-04	4.80E-03
PBDE 049	243982-82-3	Water	Estuarine	236	1.23E-04	5.36E-04	6.29E-07	2.21E-06	3.82E-06	7.34E-06	1.51E-05	3.90E-03
PBDE 051	189084-57-9	Water	Estuarine	205	8.41E-07	5.28E-07	9.40E-08	4.33E-07	7.10E-07	1.17E-06	1.65E-06	2.54E-06
PBDE 066	189084-61-5	Water	Estuarine	166	1.24E-06	7.90E-07	3.29E-07	6.50E-07	9.70E-07	1.68E-06	2.44E-06	3.71E-06
PBDE 071	189084-62-6	Water	Estuarine	181	7.75E-07	5.49E-07	9.70E-08	3.35E-07	6.14E-07	1.12E-06	1.61E-06	3.03E-06
PBDE 075	189084-63-7	Water	Estuarine	83	1.27E-07	9.14E-08	1.30E-08	6.45E-08	1.04E-07	1.65E-07	2.64E-07	5.34E-07
PBDE 077	93703-48-1	Water	Estuarine	20	3.98E-08	3.25E-08	7.00E-09	2.05E-08	3.00E-08	4.75E-08	6.20E-08	1.41E-07
PBDE 079	446254-48-4	Water	Estuarine	63	3.65E-07	2.59E-07	3.70E-08	1.67E-07	3.19E-07	4.39E-07	7.68E-07	1.06E-06
PBDE 085	182346-21-0	Water	Estuarine	133	7.74E-07	5.56E-07	1.86E-07	4.50E-07	6.05E-07	1.01E-06	1.23E-06	3.84E-06
PBDE 099	60348-60-9	Water	Estuarine	148	5.15E-04	2.07E-03	5.25E-06	1.23E-05	2.07E-05	3.99E-05	1.45E-03	2.24E-02
PBDE 100	189084-64-8	Water	Estuarine	169	1.37E-05	3.95E-05	1.43E-06	3.33E-06	5.42E-06	1.03E-05	1.65E-05	3.26E-04
PBDE 105	373594-78-6	Water	Estuarine	1	1.98E-07	-	1.98E-07	1.98E-07	1.98E-07	1.98E-07	1.98E-07	1.98E-07
PBDE 116	189084-65-9	Water	Estuarine	18	2.38E-07	1.62E-07	7.30E-08	1.34E-07	1.60E-07	2.90E-07	5.36E-07	5.69E-07
PBDE 119	189084-66-0	Water	Estuarine	59	2.06E-07	1.47E-07	3.20E-08	9.05E-08	1.83E-07	2.84E-07	4.22E-07	7.56E-07
PBDE 126	366791-32-4	Water	Estuarine	12	5.70E-08	3.48E-08	2.60E-08	3.68E-08	4.80E-08	5.78E-08	9.36E-08	1.49E-07
PBDE 128	182677-28-7	Water	Estuarine	14	1.70E-07	9.49E-08	4.00E-08	1.10E-07	1.67E-07	2.31E-07	2.58E-07	3.80E-07

Compound	CASNumber	Media	Type	count	mean	std	min	25%	50%	75%	90%	max
PBDE 138	182677-30-1	Water	Estuarine	116	3.80E-07	2.45E-07	1.19E-07	2.39E-07	3.25E-07	4.63E-07	6.12E-07	2.09E-06
PBDE 140	243982-83-4	Water	Estuarine	75	1.61E-07	1.12E-07	4.80E-08	9.40E-08	1.34E-07	1.94E-07	2.83E-07	8.79E-07
PBDE 153	68631-49-2	Water	Estuarine	113	2.59E-06	1.83E-06	6.23E-07	1.35E-06	2.02E-06	3.44E-06	4.79E-06	9.48E-06
PBDE 154	207122-15-4	Water	Estuarine	147	2.17E-06	1.59E-06	3.03E-07	9.78E-07	1.66E-06	2.63E-06	5.04E-06	6.64E-06
PBDE 155	35854-94-5	Water	Estuarine	161	2.64E-07	1.75E-07	2.60E-08	1.35E-07	2.27E-07	3.30E-07	5.50E-07	8.72E-07
PBDE 181	189084-67-1	Water	Estuarine	16	2.08E-07	2.26E-07	2.90E-08	4.95E-08	1.01E-07	2.67E-07	5.90E-07	6.91E-07
PBDE 183	207122-16-5	Water	Estuarine	65	3.20E-06	1.17E-05	1.71E-07	6.74E-07	1.23E-06	1.66E-06	3.14E-06	8.95E-05
PBDE 190	189084-68-2	Water	Estuarine	33	6.58E-07	8.31E-07	2.80E-08	2.13E-07	3.95E-07	7.39E-07	1.63E-06	3.66E-06
PBDE 196	446255-39-6	Water	Estuarine	0	-	-	-	-	-	-	-	-
PBDE 197	117964-21-3	Water	Estuarine	45	4.39E-06	6.29E-06	3.10E-07	7.37E-07	1.71E-06	5.08E-06	1.34E-05	3.16E-05
PBDE 201	446255-50-1	Water	Estuarine	0	-	-	-	-	-	-	-	-
PBDE 202	67797-09-5	Water	Estuarine	4	3.00E-04	8.16E-05	2.00E-04	2.75E-04	3.00E-04	3.25E-04	3.70E-04	4.00E-04
PBDE 203	337513-72-1	Water	Estuarine	45	4.37E-06	8.92E-06	2.49E-07	9.21E-07	1.57E-06	2.50E-06	5.85E-06	3.97E-05
PBDE 205	446255-56-7	Water	Estuarine	4	2.17E-07	1.69E-07	8.00E-08	1.09E-07	1.66E-07	2.73E-07	3.84E-07	4.57E-07
PBDE 206	63387-28-0	Water	Estuarine	58	1.90E-05	2.20E-05	1.92E-06	4.15E-06	1.24E-05	1.95E-05	4.55E-05	9.78E-05
PBDE 207	437701-79-6	Water	Estuarine	56	2.88E-05	2.90E-05	1.24E-06	4.92E-06	1.89E-05	4.39E-05	7.29E-05	1.19E-04
PBDE 208	437701-78-5	Water	Estuarine	62	1.84E-05	1.91E-05	7.69E-07	4.73E-06	9.16E-06	2.91E-05	5.11E-05	7.21E-05
PBDE 209	1163-19-5	Water	Estuarine	68	1.87E-04	1.95E-04	1.39E-05	4.16E-05	9.92E-05	2.86E-04	4.45E-04	9.00E-04
Pendimethalin	40487-42-1	Water	Estuarine	8	2.49E-02	2.20E-02	7.20E-03	1.09E-02	1.62E-02	2.99E-02	5.91E-02	6.13E-02
penicillin g	61-33-6	Water	Estuarine	0	-	-	-	-	-	-	-	-
penicillin v	87-08-1	Water	Estuarine	0	-	-	-	-	-	-	-	-
Penoxsulam	219714-96-2	Water	Estuarine	0	-	-	-	-	-	-	-	-
Pentabromobenzene	608-90-2	Water	Estuarine	0	-	-	-	-	-	-	-	-
Pentabromobenzyl acrylate	59447-55-1	Water	Estuarine	0	-	-	-	-	-	-	-	-
Pentabromoethylbenzene	85-22-3	Water	Estuarine	0	-	-	-	-	-	-	-	-
Penthiopyrad	183675-82-3	Water	Estuarine	0	-	-	-	-	-	-	-	-
PFBA	375-22-4	Water	Estuarine	10	1.24E-02	1.84E-02	1.55E-03	3.23E-03	4.90E-03	1.42E-02	2.21E-02	6.22E-02
PFBS	375-73-5	Water	Estuarine	3	6.03E-03	2.13E-03	3.70E-03	5.10E-03	6.49E-03	7.19E-03	7.61E-03	7.89E-03
PFDA	335-76-2	Water	Estuarine	6	1.29E-02	1.04E-02	1.38E-03	6.78E-03	9.30E-03	1.89E-02	2.53E-02	2.91E-02
PFDoA	307-55-1	Water	Estuarine	3	1.35E-03	2.67E-04	1.17E-03	1.20E-03	1.23E-03	1.45E-03	1.57E-03	1.66E-03
PFHpA	375-85-9	Water	Estuarine	11	1.26E-02	1.99E-02	1.03E-03	2.01E-03	2.76E-03	1.44E-02	2.56E-02	6.68E-02
PFHxA	307-24-4	Water	Estuarine	15	2.08E-02	5.61E-02	1.37E-03	1.84E-03	3.70E-03	5.35E-03	2.85E-02	2.21E-01
PFHxS	355-46-4	Water	Estuarine	9	5.35E-03	4.21E-03	2.11E-03	2.30E-03	2.65E-03	9.66E-03	1.07E-02	1.26E-02
PFNA	375-95-1	Water	Estuarine	12	6.59E-03	7.97E-03	9.95E-04	1.33E-03	2.17E-03	8.10E-03	1.86E-02	2.35E-02
PFOA	335-67-1	Water	Estuarine	18	1.63E-02	2.53E-02	1.23E-03	2.11E-03	4.98E-03	1.44E-02	6.69E-02	7.56E-02
PFOS	1763-23-1	Water	Estuarine	13	9.79E-03	1.12E-02	2.06E-03	4.55E-03	5.77E-03	1.37E-02	1.42E-02	4.43E-02
PFOSA	754-91-6	Water	Estuarine	1	1.09E-03	-	1.09E-03	1.09E-03	1.09E-03	1.09E-03	1.09E-03	1.09E-03
PFPeA	2706-90-3	Water	Estuarine	11	1.57E-02	4.49E-02	1.04E-03	1.28E-03	1.65E-03	2.90E-03	6.50E-03	1.51E-01
PFUnA	2058-94-8	Water	Estuarine	5	2.68E-03	1.63E-03	1.38E-03	1.38E-03	1.75E-03	4.16E-03	4.50E-03	4.73E-03
phenothrin	26002-80-2	Water	Estuarine	0	-	-	-	-	-	-	-	-
Polyoxyethylene branched-C9-alkylphenol (mixture)	68412-54-4	Water	Estuarine	0	-	-	-	-	-	-	-	-

Compound	CASNumber	Media	Type	count	mean	std	min	25%	50%	75%	90%	max
prednisolone	50-24-8	Water	Estuarine	0	-	-	-	-	-	-	-	-
prednisone	53-03-2	Water	Estuarine	0	-	-	-	-	-	-	-	-
Prodiamine	29091-21-2	Water	Estuarine	0	-	-	-	-	-	-	-	-
promethazine	60-87-7	Water	Estuarine	0	-	-	-	-	-	-	-	-
PROPICONAZOLE	60207-90-1	Water	Estuarine	17	3.35E-02	3.47E-02	3.00E-03	1.38E-02	2.08E-02	3.44E-02	9.83E-02	1.12E-01
propoxyphene	469-62-5	Water	Estuarine	8	2.84E-03	5.29E-03	4.07E-04	6.18E-04	8.12E-04	1.48E-03	6.62E-03	1.58E-02
propranolol	525-66-6	Water	Estuarine	14	6.09E-02	2.20E-02	3.19E-02	4.54E-02	5.16E-02	7.82E-02	8.77E-02	1.06E-01
Propyzamide	23950-58-5	Water	Estuarine	62	5.48E-01	1.98E+00	2.20E-03	1.30E-02	3.03E-02	2.43E-01	7.49E-01	1.40E+01
Pyraclostrobin	175013-18-0	Water	Estuarine	26	1.75E-01	4.49E-01	1.00E-03	1.54E-02	4.41E-02	8.22E-02	1.27E-01	1.82E+00
Pyriproxyfen	95737-68-1	Water	Estuarine	0	-	-	-	-	-	-	-	-
ranitidine	66357-35-5	Water	Estuarine	0	-	-	-	-	-	-	-	-
Resmethrin	10453-86-8	Water	Estuarine	0	-	-	-	-	-	-	-	-
roxithromycin	80214-83-1	Water	Estuarine	12	5.66E-03	6.35E-03	9.42E-04	2.98E-03	3.55E-03	5.55E-03	6.13E-03	2.52E-02
RPA 200766	205650-69-7	Water	Estuarine	0	-	-	-	-	-	-	-	-
sarafloxacin	98105-99-8	Water	Estuarine	0	-	-	-	-	-	-	-	-
Saxitoxin	35523-89-8	Water	Estuarine	0	-	-	-	-	-	-	-	-
sertraline	79617-96-2	Water	Estuarine	14	2.81E-02	1.32E-02	9.57E-03	1.64E-02	2.92E-02	3.50E-02	4.67E-02	5.16E-02
Simazine	122-34-9	Water	Estuarine	92	1.93E-02	2.22E-02	7.80E-03	1.00E-02	1.20E-02	1.63E-02	3.20E-02	1.39E-01
simvastatin	79902-63-9	Water	Estuarine	0	-	-	-	-	-	-	-	-
sitosterol, beta-	83-46-5	Water	Estuarine	1	1.20E+00	-	1.20E+00	1.20E+00	1.20E+00	1.20E+00	1.20E+00	1.20E+00
stigmastanol, beta	19466-47-8	Water	Estuarine	0	-	-	-	-	-	-	-	-
sulfachloropyridazine	80-32-0	Water	Estuarine	0	-	-	-	-	-	-	-	-
sulfadiazine	68-35-9	Water	Estuarine	5	9.59E-03	2.28E-03	7.16E-03	8.05E-03	9.24E-03	1.05E-02	1.20E-02	1.30E-02
sulfadimethoxine	122-11-2	Water	Estuarine	3	1.30E-02	8.06E-03	7.68E-03	8.40E-03	9.12E-03	1.57E-02	1.97E-02	2.23E-02
sulfamerazine	127-79-7	Water	Estuarine	0	-	-	-	-	-	-	-	-
sulfamethazine	57-68-1	Water	Estuarine	0	-	-	-	-	-	-	-	-
sulfamethizole	144-82-1	Water	Estuarine	1	1.56E-02	-	1.56E-02	1.56E-02	1.56E-02	1.56E-02	1.56E-02	1.56E-02
sulfamethoxazole	723-46-6	Water	Estuarine	18	3.33E-01	2.51E-01	2.38E-03	9.73E-02	3.25E-01	5.36E-01	6.23E-01	7.53E-01
sulfanilamide	63-74-1	Water	Estuarine	5	1.09E-01	5.30E-02	6.26E-02	6.93E-02	9.64E-02	1.21E-01	1.65E-01	1.94E-01
sulfathiazole	72-14-0	Water	Estuarine	2	4.28E-03	1.53E-03	3.19E-03	3.73E-03	4.28E-03	4.82E-03	5.14E-03	5.36E-03
Tebuconazole	107534-96-3	Water	Estuarine	2	3.00E-03	0.00E+00	3.00E-03	3.00E-03	3.00E-03	3.00E-03	3.00E-03	3.00E-03
Tetrabromo-o-chlorotoluene	39569-21-6	Water	Estuarine	0	-	-	-	-	-	-	-	-
Tetrabromo-p-xylene	23488-38-2	Water	Estuarine	0	-	-	-	-	-	-	-	-
Tetramethrin	7696-12-0	Water	Estuarine	0	-	-	-	-	-	-	-	-
thiabendazole	148-79-8	Water	Estuarine	19	3.06E-02	1.97E-02	2.53E-03	1.53E-02	3.00E-02	4.24E-02	5.30E-02	7.20E-02
tonalide	21145-77-7	Water	Estuarine	0	-	-	-	-	-	-	-	-
trenbolone	10161-33-8	Water	Estuarine	0	-	-	-	-	-	-	-	-
trenbolone acetate	10161-34-9	Water	Estuarine	1	2.19E-03	-	2.19E-03	2.19E-03	2.19E-03	2.19E-03	2.19E-03	2.19E-03
Triadimefon	43121-43-3	Water	Estuarine	0	-	-	-	-	-	-	-	-
triamterene	396-01-0	Water	Estuarine	19	1.04E-01	6.87E-02	1.07E-03	5.58E-02	1.19E-01	1.34E-01	1.79E-01	2.11E-01
Trichlorfon	52-68-6	Water	Estuarine	0	-	-	-	-	-	-	-	-

Compound	CASNumber	Media	Type	count	mean	std	min	25%	50%	75%	90%	max
triclocarban	101-20-2	Water	Estuarine	14	2.12E-02	1.42E-02	8.08E-03	1.07E-02	1.63E-02	2.33E-02	4.59E-02	4.76E-02
triclosan	3380-34-5	Water	Estuarine	6	1.76E-01	4.11E-02	1.36E-01	1.51E-01	1.61E-01	1.95E-01	2.25E-01	2.45E-01
Tricresyl phosphate (multiple isomers)	1330-78-5	Water	Estuarine	19	1.24E-02	1.75E-02	1.00E-04	1.30E-03	2.80E-03	1.86E-02	3.24E-02	6.10E-02
triethyl citrate	77-93-0	Water	Estuarine	8	1.36E-02	4.90E-03	1.00E-02	1.00E-02	1.10E-02	1.63E-02	2.06E-02	2.20E-02
Triethyl phosphate	78-40-0	Water	Estuarine	10	5.75E-03	4.60E-03	1.80E-03	2.73E-03	3.20E-03	8.33E-03	1.16E-02	1.53E-02
Trifloxystrobin	141517-21-7	Water	Estuarine	2	4.89E-02	5.30E-02	1.14E-02	3.02E-02	4.89E-02	6.77E-02	7.89E-02	8.64E-02
trifluralin	1582-09-8	Water	Estuarine	37	2.64E-02	9.46E-02	2.00E-04	8.00E-04	2.30E-03	7.18E-03	1.17E-02	4.53E-01
trimethoprim	738-70-5	Water	Estuarine	16	2.35E-01	1.99E-01	2.54E-03	5.19E-02	1.74E-01	4.08E-01	4.94E-01	5.68E-01
Tri-n-butyl phosphate	126-73-8	Water	Estuarine	68	3.81E-02	4.80E-02	2.50E-04	1.28E-02	1.93E-02	3.89E-02	1.10E-01	2.17E-01
Triphenyl phosphate	115-86-6	Water	Estuarine	49	8.78E-02	7.86E-02	9.60E-03	3.41E-02	5.60E-02	1.14E-01	1.73E-01	3.92E-01
Tripropyl phosphate	513-08-6	Water	Estuarine	11	9.91E-04	1.21E-03	1.00E-04	2.00E-04	3.00E-04	1.45E-03	2.30E-03	3.90E-03
Tris(1,3-dichloro-2-propyl) phosphate	13674-87-8	Water	Estuarine	57	1.11E-01	1.36E-01	4.60E-03	2.00E-02	6.00E-02	1.77E-01	2.46E-01	6.36E-01
Tris(2,3-dibromopropyl) phosphate	126-72-7	Water	Estuarine	10	2.02E-02	1.89E-02	3.00E-03	6.00E-03	8.00E-03	4.00E-02	4.40E-02	4.40E-02
Tris(2-butoxyethyl) phosphate	78-51-3	Water	Estuarine	49	7.40E-01	1.09E+00	7.80E-03	4.10E-02	7.50E-02	8.44E-01	2.95E+00	3.66E+00
Tris(2-chloroethyl) phosphate	115-96-8	Water	Estuarine	57	1.31E-01	1.44E-01	6.22E-03	2.20E-02	4.10E-02	2.89E-01	3.55E-01	4.75E-01
tris(2-chloroisopropyl) phosphate	13674-84-5	Water	Estuarine	49	1.00E+00	1.13E+00	3.20E-02	1.04E-01	3.43E-01	2.10E+00	2.86E+00	3.35E+00
Tris(2-ethylhexyl) phosphate	78-42-2	Water	Estuarine	10	1.34E-02	1.73E-02	1.00E-03	1.65E-03	6.05E-03	1.33E-02	4.26E-02	4.80E-02
Tris(2-isopropylphenyl) phosphate	64532-95-2	Water	Estuarine	7	5.07E-03	2.68E-03	1.80E-03	2.90E-03	5.20E-03	6.80E-03	7.72E-03	9.10E-03
Triton X-100 (mixture)	9002-93-1	Water	Estuarine	0	-	-	-	-	-	-	-	-
tylosin	1401-69-0	Water	Estuarine	5	3.06E-02	1.78E-02	1.18E-02	1.85E-02	2.62E-02	4.02E-02	4.98E-02	5.62E-02
valsartan	137862-53-4	Water	Estuarine	17	8.42E-01	1.18E+00	1.77E-02	3.22E-02	1.50E-01	1.21E+00	2.39E+00	4.02E+00
verapamil	52-53-9	Water	Estuarine	14	2.20E-02	1.34E-02	8.72E-03	1.36E-02	1.64E-02	3.19E-02	4.26E-02	4.54E-02
VINCLOZOLIN	50471-44-8	Water	Estuarine	2	2.35E-02	2.42E-02	6.40E-03	1.50E-02	2.35E-02	3.20E-02	3.72E-02	4.06E-02
virginiamycin	11006-76-1	Water	Estuarine	0	-	-	-	-	-	-	-	-
virginiamycin m1	21411-53-0	Water	Estuarine	0	-	-	-	-	-	-	-	-
warfarin	81-81-2	Water	Estuarine	2	3.92E-03	1.10E-03	3.14E-03	3.53E-03	3.92E-03	4.30E-03	4.54E-03	4.69E-03
PBDE 011	6903-63-5	Water	Estuarine	0	-	-	-	-	-	-	-	-
PBDE 013	83694-71-7	Water	Estuarine	0	-	-	-	-	-	-	-	-
PBDE 025	147217-77-4	Water	Estuarine	0	-	-	-	-	-	-	-	-
PBDE 033	147217-78-5	Water	Estuarine	0	-	-	-	-	-	-	-	-
PBDE 120	417727-71-0	Water	Estuarine	0	-	-	-	-	-	-	-	-
PBDE 166	63646-56-0	Water	Estuarine	0	-	-	-	-	-	-	-	-
Bifenthrin	82657-04-3	Water	Marine	52	4.30E-02	8.31E-02	5.50E-04	4.05E-03	9.45E-03	3.25E-02	1.44E-01	4.20E-01
CYFLUTHRIN	68359-37-5	Water	Marine	40	6.60E-03	5.84E-03	1.30E-03	2.88E-03	4.60E-03	7.53E-03	1.36E-02	2.50E-02
gamma-cyhalothrin	76703-62-3	Water	Marine	29	1.46E-03	2.62E-03	1.00E-04	4.00E-04	6.00E-04	1.10E-03	3.04E-03	1.40E-02
malathion	121-75-5	Water	Marine	5	5.74E-01	7.74E-01	3.70E-03	1.61E-02	1.68E-01	8.80E-01	1.43E+00	1.80E+00
Chlorpyrifos	2921-88-2	Water	Marine	2	9.00E-02	4.53E-02	5.80E-02	7.40E-02	9.00E-02	1.06E-01	1.16E-01	1.22E-01
diazinon	333-41-5	Water	Marine	5	2.84E-02	6.19E-03	2.40E-02	2.40E-02	2.70E-02	2.80E-02	3.46E-02	3.90E-02
parathion	56-38-2	Water	Marine	0	-	-	-	-	-	-	-	-
Chlorpyrifos-methyl	5598-13-0	Water	Marine	0	-	-	-	-	-	-	-	-
ALLETHRIN	584-79-2	Water	Marine	2	1.55E-01	2.19E-01	6.00E-04	7.80E-02	1.55E-01	2.33E-01	2.79E-01	3.10E-01

Compound	CASNumber	Media	Type	count	mean	std	min	25%	50%	75%	90%	max
disulfoton	298-04-4	Water	Marine	0	-	-	-	-	-	-	-	-
permethrin	52645-53-1	Water	Marine	56	2.18E-02	4.14E-02	6.08E-04	4.16E-03	1.01E-02	1.87E-02	3.97E-02	2.25E-01
Dichlorvos	62-73-7	Water	Marine	1	1.10E-01	-	1.10E-01	1.10E-01	1.10E-01	1.10E-01	1.10E-01	1.10E-01
Di-2-ethylhexyl phthalate	117-81-7	Water	Marine	30	1.25E+00	3.62E+00	4.90E-02	1.50E-01	2.60E-01	1.08E+00	1.37E+00	2.00E+01
Diethyl phthalate	84-66-2	Water	Marine	10	1.76E-01	7.26E-02	5.60E-02	1.23E-01	1.85E-01	2.28E-01	2.36E-01	2.90E-01
Pendimethalin	40487-42-1	Water	Marine	27	3.90E-02	5.08E-02	2.00E-03	7.05E-03	1.29E-02	5.09E-02	1.24E-01	1.60E-01
Di-n-octyl phthalate	117-84-0	Water	Marine	0	-	-	-	-	-	-	-	-
Dibutyl phthalate	84-74-2	Water	Marine	6	4.23E-01	4.45E-01	1.20E-01	1.35E-01	1.55E-01	7.00E-01	9.90E-01	1.10E+00
Dimethyl phthalate	131-11-3	Water	Marine	0	-	-	-	-	-	-	-	-
Resmethrin	10453-86-8	Water	Marine	0	-	-	-	-	-	-	-	-
phenothrin	26002-80-2	Water	Marine	1	1.20E-02	-	1.20E-02	1.20E-02	1.20E-02	1.20E-02	1.20E-02	1.20E-02
Metolachlor	51218-45-2	Water	Marine	48	1.40E-02	7.22E-03	4.00E-03	8.53E-03	1.20E-02	1.80E-02	2.43E-02	3.11E-02
fipronil	120068-37-3	Water	Marine	36	1.51E-02	1.31E-02	3.00E-03	7.00E-03	1.10E-02	1.73E-02	2.80E-02	6.00E-02
Azoxystrobin	131860-33-8	Water	Marine	41	1.39E-02	2.88E-02	1.90E-03	5.40E-03	8.70E-03	1.13E-02	1.84E-02	1.88E-01
Boscalid	188425-85-6	Water	Marine	37	1.63E-02	1.78E-02	1.40E-03	9.60E-03	1.31E-02	1.82E-02	2.42E-02	1.13E-01
Hexazinon	51235-04-2	Water	Marine	61	5.59E-02	4.45E-02	1.06E-02	2.03E-02	2.83E-02	1.17E-01	1.25E-01	1.34E-01
FLUVALINATE	69409-94-5	Water	Marine	0	-	-	-	-	-	-	-	-
Diuron	330-54-1	Water	Marine	57	1.49E-02	9.37E-03	1.80E-03	7.30E-03	1.37E-02	2.13E-02	2.87E-02	3.68E-02
PBDE 007	171977-44-9	Water	Marine	40	1.19E-06	1.21E-06	5.73E-07	7.42E-07	8.94E-07	1.10E-06	1.48E-06	7.91E-06
PBDE 008	147217-71-8	Water	Marine	39	9.19E-07	8.25E-07	3.58E-07	4.72E-07	6.18E-07	1.06E-06	1.64E-06	4.34E-06
PBDE 012	189084-59-1	Water	Marine	34	4.74E-07	3.67E-07	2.17E-07	3.06E-07	3.33E-07	4.66E-07	8.57E-07	2.17E-06
PBDE 015	2050-47-7	Water	Marine	52	3.91E-06	2.09E-06	7.11E-07	2.81E-06	3.47E-06	4.21E-06	5.88E-06	1.20E-05
PBDE 017	147217-75-2	Water	Marine	51	1.72E-05	2.15E-05	4.99E-06	6.24E-06	7.24E-06	1.36E-05	4.70E-05	1.17E-04
PBDE 028	41318-75-6	Water	Marine	57	3.36E-05	4.94E-05	4.33E-06	5.94E-06	6.80E-06	4.42E-05	1.09E-04	2.09E-04
PBDE 030	155999-95-4	Water	Marine	0	-	-	-	-	-	-	-	-
PBDE 032	189084-60-4	Water	Marine	1	3.11E-06	-	3.11E-06	3.11E-06	3.11E-06	3.11E-06	3.11E-06	3.11E-06
PBDE 049	243982-82-3	Water	Marine	57	6.86E-05	1.04E-04	6.34E-06	9.42E-06	1.17E-05	9.51E-05	2.00E-04	4.19E-04
PBDE 051	189084-57-9	Water	Marine	50	7.46E-06	1.05E-05	1.05E-06	1.40E-06	1.82E-06	8.64E-06	1.96E-05	4.03E-05
PBDE 077	93703-48-1	Water	Marine	12	6.63E-07	6.30E-07	1.21E-07	1.37E-07	3.30E-07	1.18E-06	1.40E-06	1.88E-06
PBDE 079	446254-48-4	Water	Marine	20	5.15E-06	8.15E-06	6.43E-07	1.03E-06	1.82E-06	5.07E-06	1.15E-05	3.50E-05
PBDE 105	373594-78-6	Water	Marine	1	3.22E-06	-	3.22E-06	3.22E-06	3.22E-06	3.22E-06	3.22E-06	3.22E-06
PBDE 128	182677-28-7	Water	Marine	1	2.28E-05	-	2.28E-05	2.28E-05	2.28E-05	2.28E-05	2.28E-05	2.28E-05
PBDE 181	189084-67-1	Water	Marine	5	2.85E-06	3.88E-06	6.23E-07	6.29E-07	1.29E-06	1.99E-06	6.62E-06	9.71E-06
PBDE 126	366791-32-4	Water	Marine	5	1.50E-06	2.08E-06	1.39E-07	1.78E-07	4.76E-07	1.67E-06	3.70E-06	5.05E-06
PBDE 116	189084-65-9	Water	Marine	1	1.77E-06	-	1.77E-06	1.77E-06	1.77E-06	1.77E-06	1.77E-06	1.77E-06
PBDE 190	189084-68-2	Water	Marine	14	1.98E-05	2.82E-05	4.36E-07	9.83E-07	3.09E-06	3.67E-05	4.56E-05	9.63E-05
PBDE 010	51930-04-2	Water	Marine	1	8.92E-07	-	8.92E-07	8.92E-07	8.92E-07	8.92E-07	8.92E-07	8.92E-07
PBDE 047	5436-43-1	Water	Marine	51	1.35E-03	2.12E-03	1.26E-04	1.79E-04	2.18E-04	1.70E-03	3.59E-03	1.01E-02
PBDE 071	189084-62-6	Water	Marine	44	9.51E-06	1.34E-05	8.97E-07	1.45E-06	2.51E-06	1.04E-05	2.67E-05	4.80E-05
PBDE 066	189084-61-5	Water	Marine	49	5.70E-05	8.57E-05	4.22E-06	5.82E-06	8.00E-06	8.43E-05	1.50E-04	3.98E-04
PBDE 075	189084-63-7	Water	Marine	32	5.06E-06	6.31E-06	2.97E-07	4.96E-07	1.04E-06	8.53E-06	1.68E-05	1.99E-05

Compound	CASNumber	Media	Type	count	mean	std	min	25%	50%	75%	90%	max
PBDE 183	207122-16-5	Water	Marine	45	1.06E-04	1.74E-04	1.83E-06	3.19E-06	5.38E-06	1.41E-04	4.11E-04	6.56E-04
PBDE 035	147217-80-9	Water	Marine	18	4.56E-07	2.04E-07	2.45E-07	2.72E-07	4.09E-07	6.37E-07	7.32E-07	8.88E-07
PBDE 100	189084-64-8	Water	Marine	45	4.06E-04	5.93E-04	2.89E-05	4.10E-05	7.14E-05	7.47E-04	1.10E-03	2.38E-03
PBDE 085	182346-21-0	Water	Marine	44	8.27E-05	1.27E-04	4.53E-06	6.91E-06	1.43E-05	1.59E-04	2.24E-04	5.87E-04
PBDE 099	60348-60-9	Water	Marine	44	1.82E-03	2.73E-03	9.48E-05	1.39E-04	3.03E-04	3.29E-03	4.82E-03	1.15E-02
PBDE 153	68631-49-2	Water	Marine	44	2.01E-04	2.93E-04	1.16E-05	1.51E-05	3.43E-05	3.51E-04	5.68E-04	1.21E-03
PBDE 119	189084-66-0	Water	Marine	29	1.97E-05	2.86E-05	5.50E-07	8.57E-07	7.23E-06	3.22E-05	4.36E-05	1.17E-04
PBDE 138	182677-30-1	Water	Marine	37	3.44E-05	4.50E-05	1.19E-06	1.94E-06	4.71E-06	6.40E-05	9.24E-05	1.59E-04
PBDE 140	243982-83-4	Water	Marine	28	9.39E-06	1.50E-05	4.06E-07	6.56E-07	1.54E-06	1.28E-05	2.43E-05	6.95E-05
PBDE 154	207122-15-4	Water	Marine	42	1.57E-04	2.34E-04	9.69E-06	1.41E-05	2.08E-05	2.73E-04	4.86E-04	9.57E-04
PBDE 155	35854-94-5	Water	Marine	37	1.19E-05	1.80E-05	7.70E-07	1.19E-06	1.46E-06	1.97E-05	2.95E-05	8.53E-05
PBDE 203	337513-72-1	Water	Marine	38	1.57E-04	1.91E-04	2.14E-06	7.28E-06	3.07E-05	2.65E-04	4.28E-04	7.14E-04
PBDE 207	437701-79-6	Water	Marine	40	1.28E-03	1.71E-03	1.01E-05	5.77E-05	4.00E-04	2.21E-03	3.38E-03	7.06E-03
3,4-Dichloroaniline	95-76-1	Water	Marine	40	5.64E-03	3.05E-03	2.20E-03	3.83E-03	4.75E-03	6.80E-03	8.66E-03	1.56E-02
PBDE 206	63387-28-0	Water	Marine	39	1.06E-03	1.42E-03	5.93E-06	5.03E-05	2.94E-04	1.96E-03	2.72E-03	5.24E-03
CARBARYL	63-25-2	Water	Marine	12	1.41E-02	3.65E-03	1.00E-02	1.10E-02	1.35E-02	1.65E-02	1.89E-02	2.10E-02
Imidacloprid	138261-41-3	Water	Marine	7	7.66E-03	1.38E-02	1.30E-03	2.10E-03	2.20E-03	3.45E-03	1.79E-02	3.90E-02
PBDE 208	437701-78-5	Water	Marine	36	1.03E-03	1.21E-03	1.35E-05	7.96E-05	4.69E-04	1.85E-03	2.75E-03	4.63E-03
L-Domoic acid	14277-97-5	Water	Marine	12	1.09E-02	2.16E-02	8.00E-04	2.45E-03	3.37E-03	6.37E-03	1.65E-02	7.80E-02
PBDE 037	147217-81-0	Water	Marine	22	2.58E-06	2.20E-06	6.13E-07	7.50E-07	2.16E-06	3.51E-06	5.38E-06	8.51E-06
Simazine	122-34-9	Water	Marine	35	6.78E-02	3.88E-02	1.51E-02	3.30E-02	7.25E-02	9.64E-02	1.19E-01	1.40E-01
Fipronil-desulfinyl	205650-65-3	Water	Marine	21	4.09E-03	2.63E-03	9.00E-04	2.00E-03	3.00E-03	6.00E-03	7.00E-03	1.00E-02
Fipronil-sulfide	120067-83-6	Water	Marine	4	3.20E-03	2.69E-03	8.00E-04	9.50E-04	3.00E-03	5.25E-03	5.70E-03	6.00E-03
Fipronil-sulfone	120068-36-2	Water	Marine	28	8.53E-03	5.20E-03	8.00E-04	5.75E-03	7.00E-03	1.05E-02	1.46E-02	2.60E-02
PBDE 209	1163-19-5	Water	Marine	31	1.79E-02	1.97E-02	1.12E-04	6.88E-04	1.39E-02	2.62E-02	4.99E-02	6.93E-02
PROPICONAZOLE	60207-90-1	Water	Marine	3	1.51E-02	9.62E-03	4.00E-03	1.21E-02	2.02E-02	2.07E-02	2.09E-02	2.11E-02
Tetramethrin	7696-12-0	Water	Marine	2	4.05E-03	6.36E-04	3.60E-03	3.83E-03	4.05E-03	4.27E-03	4.41E-03	4.50E-03
Microcystin LA	96180-79-9	Water	Marine	0	-	-	-	-	-	-	-	-
Microcystin LR	101043-37-2	Water	Marine	0	-	-	-	-	-	-	-	-
Microcystin RR	111755-37-4	Water	Marine	0	-	-	-	-	-	-	-	-
Microcystin YR	101064-48-6	Water	Marine	0	-	-	-	-	-	-	-	-
Nodularin	118399-22-7	Water	Marine	0	-	-	-	-	-	-	-	-
Okadaic acid	78111-17-8	Water	Marine	0	-	-	-	-	-	-	-	-
Anatoxin a	64285-06-9,85514-42-7	Water	Marine	10	5.77E-01	1.21E-01	3.90E-01	5.10E-01	5.45E-01	6.43E-01	7.61E-01	7.70E-01
PBDE 205	446255-56-7	Water	Marine	0	-	-	-	-	-	-	-	-
Acetophenone	98-86-2	Water	Marine	0	-	-	-	-	-	-	-	-
Polyoxyethylene branched-C9-alkylphenol (mixture)	68412-54-4	Water	Marine	1	1.00E-01	-	1.00E-01	1.00E-01	1.00E-01	1.00E-01	1.00E-01	1.00E-01
PBDE 197	117964-21-3	Water	Marine	11	2.07E-04	1.18E-04	3.06E-05	1.46E-04	1.94E-04	2.76E-04	3.28E-04	4.36E-04
Butyl benzyl phthalate	85-68-7	Water	Marine	5	9.90E-02	3.04E-02	7.00E-02	7.30E-02	9.20E-02	1.20E-01	1.32E-01	1.40E-01
2-(4-nonylphenoxy)ethanol	104-35-8	Water	Marine	0	-	-	-	-	-	-	-	-

Compound	CASNumber	Media	Type	count	mean	std	min	25%	50%	75%	90%	max
2-[2-(4-nonylphenoxy)ethoxy]ethanol (mixture)	20427-84-3 (or 9016-45-9)	Water	Marine	0	-	-	-	-	-	-	-	-
4-n-Octylphenol	1806-26-4	Water	Marine	0	-	-	-	-	-	-	-	-
4-nonylphenol	104-40-5	Water	Marine	1	1.00E-01	-	1.00E-01	1.00E-01	1.00E-01	1.00E-01	1.00E-01	1.00E-01
4-tert-Octylphenol	140-66-9	Water	Marine	1	2.00E-01	-	2.00E-01	2.00E-01	2.00E-01	2.00E-01	2.00E-01	2.00E-01
Atrazine	1912-24-9	Water	Marine	0	-	-	-	-	-	-	-	-
BROMACIL	314-40-9	Water	Marine	0	-	-	-	-	-	-	-	-
Camphor	76-22-2	Water	Marine	2	3.50E-02	7.07E-03	3.00E-02	3.25E-02	3.50E-02	3.75E-02	3.90E-02	4.00E-02
Indole	120-72-9	Water	Marine	5	4.40E-02	3.91E-02	1.00E-02	2.00E-02	4.00E-02	4.00E-02	8.20E-02	1.10E-01
Isoborneol	124-76-5	Water	Marine	0	-	-	-	-	-	-	-	-
Limonene, d-	5989-27-5	Water	Marine	0	-	-	-	-	-	-	-	-
Menthol	1490-04-6	Water	Marine	0	-	-	-	-	-	-	-	-
Methyl salicylate	119-36-8	Water	Marine	0	-	-	-	-	-	-	-	-
Methylindole, 3-	83-34-1	Water	Marine	2	4.50E-02	4.95E-02	1.00E-02	2.75E-02	4.50E-02	6.25E-02	7.30E-02	8.00E-02
OXADIAZON	19666-30-9	Water	Marine	0	-	-	-	-	-	-	-	-
Tri-n-butyl phosphate	126-73-8	Water	Marine	0	-	-	-	-	-	-	-	-
Trichlorfon	52-68-6	Water	Marine	0	-	-	-	-	-	-	-	-
Triphenyl phosphate	115-86-6	Water	Marine	0	-	-	-	-	-	-	-	-
Tris(1,3-dichloro-2-propyl) phosphate	13674-87-8	Water	Marine	0	-	-	-	-	-	-	-	-
Tris(2-butoxyethyl) phosphate	78-51-3	Water	Marine	1	8.00E-02	-	8.00E-02	8.00E-02	8.00E-02	8.00E-02	8.00E-02	8.00E-02
Tris(2-chloroethyl) phosphate	115-96-8	Water	Marine	0	-	-	-	-	-	-	-	-
benzophenone	119-61-9	Water	Marine	2	2.00E-02	0.00E+00	2.00E-02	2.00E-02	2.00E-02	2.00E-02	2.00E-02	2.00E-02
bisphenol a	80-05-7	Water	Marine	3	2.33E-02	5.77E-03	2.00E-02	2.00E-02	2.00E-02	2.50E-02	2.80E-02	3.00E-02
caffeine	58-08-2	Water	Marine	1	8.00E-02	-	8.00E-02	8.00E-02	8.00E-02	8.00E-02	8.00E-02	8.00E-02
cotinine	486-56-6	Water	Marine	0	-	-	-	-	-	-	-	-
galaxolide	1222-05-5	Water	Marine	4	1.00E-02	0.00E+00	1.00E-02	1.00E-02	1.00E-02	1.00E-02	1.00E-02	1.00E-02
sitosterol, beta-	83-46-5	Water	Marine	2	1.35E+00	1.06E+00	6.00E-01	9.75E-01	1.35E+00	1.73E+00	1.95E+00	2.10E+00
tonalide	21145-77-7	Water	Marine	0	-	-	-	-	-	-	-	-
triclosan	3380-34-5	Water	Marine	0	-	-	-	-	-	-	-	-
triethyl citrate	77-93-0	Water	Marine	0	-	-	-	-	-	-	-	-
6:2 FTS	27619-97-2	Water	Marine	0	-	-	-	-	-	-	-	-
8:2 FTS	39108-34-4	Water	Marine	0	-	-	-	-	-	-	-	-
N-EtFOSAA	909405-49-8	Water	Marine	1	3.00E-04	-	3.00E-04	3.00E-04	3.00E-04	3.00E-04	3.00E-04	3.00E-04
N-MeFOSAA	2355-31-9	Water	Marine	0	-	-	-	-	-	-	-	-
PFBS	375-73-5	Water	Marine	0	-	-	-	-	-	-	-	-
PFDA	335-76-2	Water	Marine	2	1.25E-03	6.36E-04	8.00E-04	1.03E-03	1.25E-03	1.48E-03	1.61E-03	1.70E-03
PFDS	335-77-3	Water	Marine	0	-	-	-	-	-	-	-	-
PFDoA	307-55-1	Water	Marine	0	-	-	-	-	-	-	-	-
PFHpA	375-85-9	Water	Marine	3	1.10E-03	2.65E-04	9.00E-04	9.50E-04	1.00E-03	1.20E-03	1.32E-03	1.40E-03
PFHxA	307-24-4	Water	Marine	3	2.07E-03	1.20E-03	9.00E-04	1.45E-03	2.00E-03	2.65E-03	3.04E-03	3.30E-03
PFHxS	355-46-4	Water	Marine	2	4.50E-04	2.12E-04	3.00E-04	3.75E-04	4.50E-04	5.25E-04	5.70E-04	6.00E-04
PFNA	375-95-1	Water	Marine	3	7.00E-04	2.65E-04	4.00E-04	6.00E-04	8.00E-04	8.50E-04	8.80E-04	9.00E-04

Table C.4. Summary data (count, mean, standard deviation, minimum, 25th percentile, 50th percentile or median, 75th percentile, 90th percentile, and maximum) for each constituent of emerging concern (CEC) in freshwater, estuarine, and marine waters based on substitution of non-detects with median detection limit values for a given time period.

Compound	CASNumber	Media	Type	count	mean	std	min	25%	50%	75%	90%	max
Chlorpyrifos	2921-88-2	Water	Freshwater	10788	1.63E-02	1.26E-01	2.00E-04	2.60E-03	2.60E-03	2.60E-03	1.02E-02	6.27E+00
diazinon	333-41-5	Water	Freshwater	10358	2.54E-02	3.86E-01	1.00E-04	4.00E-03	4.00E-03	4.00E-03	6.53E-03	2.45E+01
disulfoton	298-04-4	Water	Freshwater	7139	2.20E-02	2.73E-02	1.00E-03	2.00E-02	2.00E-02	2.00E-02	2.00E-02	2.00E+00
Atrazine	1912-24-9	Water	Freshwater	7127	7.02E-02	4.05E-02	5.60E-04	7.00E-02	7.00E-02	7.00E-02	7.00E-02	1.20E+00
Simazine	122-34-9	Water	Freshwater	7096	1.12E-01	6.07E-01	1.29E-03	8.00E-02	8.00E-02	8.00E-02	8.00E-02	2.60E+01
malathion	121-75-5	Water	Freshwater	6941	6.29E-02	8.09E-01	3.00E-03	3.00E-02	3.00E-02	3.00E-02	3.00E-02	5.79E+01
Dichlorvos	62-73-7	Water	Freshwater	6164	2.10E-02	2.90E-02	3.00E-03	2.00E-02	2.00E-02	2.00E-02	2.00E-02	2.00E+00
CARBARYL	63-25-2	Water	Freshwater	6026	5.41E-02	1.75E-01	5.30E-04	5.00E-02	5.00E-02	5.00E-02	5.00E-02	1.30E+01
Diuron	330-54-1	Water	Freshwater	5738	3.50E-01	2.11E+00	1.44E-03	2.00E-01	2.00E-01	2.00E-01	2.30E-01	6.80E+01
Bifenthrin	82657-04-3	Water	Freshwater	5629	2.15E-02	3.99E-01	1.00E-04	1.24E-03	1.24E-03	1.24E-03	5.81E-03	1.94E+01
CYFLUTHRIN	68359-37-5	Water	Freshwater	5337	5.55E-03	7.79E-02	1.56E-04	2.00E-03	2.00E-03	2.00E-03	2.00E-03	3.40E+00
Linuron	330-55-2	Water	Freshwater	4630	2.03E-01	1.14E-01	1.23E-03	2.00E-01	2.00E-01	2.00E-01	2.00E-01	5.60E+00
trifluralin	1582-09-8	Water	Freshwater	4344	3.90E-02	4.06E-02	1.90E-04	3.60E-02	3.60E-02	3.60E-02	3.60E-02	1.19E+00
Pendimethalin	40487-42-1	Water	Freshwater	3950	7.20E-02	2.65E-01	1.10E-03	4.00E-02	4.00E-02	4.00E-02	4.10E-02	8.35E+00
gamma-cyhalothrin	76703-62-3	Water	Freshwater	3565	3.56E-01	2.07E+01	2.00E-04	1.00E-03	1.00E-03	1.00E-03	1.00E-03	1.23E+03
permethrin	52645-53-1	Water	Freshwater	3310	1.70E-02	2.22E-01	8.78E-04	9.00E-03	9.00E-03	9.00E-03	9.00E-03	1.00E+01
parathion	56-38-2	Water	Freshwater	3144	2.10E-02	3.81E-02	8.00E-03	2.00E-02	2.00E-02	2.00E-02	2.00E-02	2.00E+00
Metolachlor	51218-45-2	Water	Freshwater	2921	2.87E-02	1.36E-01	4.00E-04	1.40E-02	1.40E-02	1.40E-02	2.86E-02	3.88E+00
Imidacloprid	138261-41-3	Water	Freshwater	2898	1.60E-01	5.68E-01	1.10E-03	3.94E-02	3.94E-02	3.94E-02	2.92E-01	9.86E+00
fipronil	120068-37-3	Water	Freshwater	2891	2.26E+00	1.20E+00	1.09E-04	2.90E+00	2.90E+00	2.90E+00	2.90E+00	2.90E+00
Fipronil-sulfide	120067-83-6	Water	Freshwater	2850	1.56E+00	6.09E-01	7.01E-05	1.80E+00	1.80E+00	1.80E+00	1.80E+00	1.80E+00
Hexazinon	51235-04-2	Water	Freshwater	2832	2.03E-02	6.60E-02	6.70E-04	8.40E-03	8.40E-03	1.60E-02	3.35E-02	2.27E+00
Fipronil-sulfone	120068-36-2	Water	Freshwater	2801	2.96E+00	1.26E+00	9.85E-05	3.50E+00	3.50E+00	3.50E+00	3.50E+00	3.50E+00
glyphosate	1071-83-6	Water	Freshwater	2753	3.37E+00	1.33E+01	2.00E-02	2.00E+00	2.00E+00	2.00E+00	4.60E+00	5.90E+02
Fipronil-desulfinyl	205650-65-3	Water	Freshwater	2595	1.09E-02	4.63E-03	1.04E-04	1.20E-02	1.20E-02	1.20E-02	1.20E-02	8.72E-02
Oryzalin	19044-88-3	Water	Freshwater	2433	4.41E+00	1.59E+00	2.50E-03	5.00E+00	5.00E+00	5.00E+00	5.00E+00	5.00E+00
MYCLOBUTANIL	88671-89-0	Water	Freshwater	2405	5.26E+00	2.00E+00	7.80E-04	6.00E+00	6.00E+00	6.00E+00	6.00E+00	2.40E+01
Azoxystrobin	131860-33-8	Water	Freshwater	2327	2.10E-01	2.92E+00	1.90E-04	3.10E-03	3.10E-03	3.50E-02	1.74E-01	1.28E+02
Deethylatrazine	6190-65-4	Water	Freshwater	2287	1.01E-02	2.92E-03	1.93E-03	1.00E-02	1.00E-02	1.00E-02	1.00E-02	7.40E-02
Propyzamide	23950-58-5	Water	Freshwater	2261	3.84E+00	7.77E-01	2.10E-04	4.00E+00	4.00E+00	4.00E+00	4.00E+00	8.83E+00
PROPICONAZOLE	60207-90-1	Water	Freshwater	2233	4.09E+00	1.92E+00	7.10E-04	5.00E+00	5.00E+00	5.00E+00	5.00E+00	5.00E+00
deltamethrin	52918-63-5	Water	Freshwater	2230	2.20E-03	1.01E-02	5.00E-04	1.77E-03	1.77E-03	1.77E-03	1.77E-03	3.93E-01
Tebuconazole	107534-96-3	Water	Freshwater	2104	3.50E+00	8.37E-01	7.60E-04	3.70E+00	3.70E+00	3.70E+00	3.70E+00	3.70E+00
Pyraclostrobin	175013-18-0	Water	Freshwater	2026	2.70E+00	7.29E-01	3.10E-04	2.90E+00	2.90E+00	2.90E+00	2.90E+00	7.11E+00
Trifloxystrobin	141517-21-7	Water	Freshwater	1978	4.60E+00	6.68E-01	4.20E-04	4.70E+00	4.70E+00	4.70E+00	4.70E+00	4.70E+00
tebuthiuron	34014-18-1	Water	Freshwater	1937	1.76E-01	6.51E-02	1.70E-04	2.00E-01	2.00E-01	2.00E-01	2.00E-01	4.00E-01
ALLETHRIN	584-79-2	Water	Freshwater	1840	1.00E-03	1.30E-03	1.00E-04	1.00E-03	1.00E-03	1.00E-03	1.00E-03	4.50E-02
Deisopropylatrazine	1007-28-9	Water	Freshwater	1831	7.66E-02	1.33E-02	2.30E-03	8.00E-02	8.00E-02	8.00E-02	8.00E-02	8.00E-02

Compound	CASNumber	Media	Type	count	mean	std	min	25%	50%	75%	90%	max
Metconazole	125116-23-6	Water	Freshwater	1817	5.19E+00	2.71E-01	1.01E-03	5.20E+00	5.20E+00	5.20E+00	5.20E+00	5.20E+00
BROMACIL	314-40-9	Water	Freshwater	1685	4.99E+00	2.22E+00	1.32E-03	6.00E+00	6.00E+00	6.00E+00	6.00E+00	6.00E+00
OXADIAZON	19666-30-9	Water	Freshwater	1674	5.23E-03	4.54E-02	6.15E-04	1.00E-03	1.00E-03	1.00E-03	1.00E-03	1.53E+00
Methoxyfenozide	161050-58-4	Water	Freshwater	1644	5.47E-02	3.10E-01	7.00E-05	2.70E-03	3.95E-03	2.91E-02	9.79E-02	1.01E+01
Diazoxon	962-58-3	Water	Freshwater	1552	4.96E+00	4.19E-01	7.60E-04	5.00E+00	5.00E+00	5.00E+00	5.00E+00	5.00E+00
Indoxacarb	173584-44-6	Water	Freshwater	1539	4.88E+00	3.34E-01	1.51E-03	4.90E+00	4.90E+00	4.90E+00	4.90E+00	4.90E+00
Carbendazim	10605-21-7	Water	Freshwater	1538	3.21E-02	1.72E-01	3.80E-04	4.20E-03	4.20E-03	1.16E-02	5.28E-02	4.87E+00
2,4-dichlorophenoxyacetic acid	94-75-7	Water	Freshwater	1529	8.16E+00	3.84E+00	5.60E-03	1.00E+01	1.00E+01	1.00E+01	1.00E+01	1.00E+01
3,4-Dichloroaniline	95-76-1	Water	Freshwater	1521	2.03E-01	4.05E+00	4.00E-04	4.50E-03	6.60E-03	2.02E-02	1.15E-01	1.36E+02
Iprodione	36734-19-7	Water	Freshwater	1489	4.13E+00	1.05E+00	6.00E-03	4.40E+00	4.40E+00	4.40E+00	4.40E+00	4.40E+00
Hydroxyatrazine	2163-68-0	Water	Freshwater	1479	6.29E-03	2.72E-02	5.60E-04	3.00E-03	3.00E-03	3.00E-03	4.03E-03	3.68E-01
Resmethrin	10453-86-8	Water	Freshwater	1381	9.85E-01	1.22E-01	5.00E-03	1.00E+00	1.00E+00	1.00E+00	1.00E+00	1.00E+00
3,5-Dichloroaniline	626-43-7	Water	Freshwater	1342	7.44E+00	1.08E+00	1.60E-03	7.60E+00	7.60E+00	7.60E+00	7.60E+00	7.60E+00
FLUVALINATE	69409-94-5	Water	Freshwater	1299	6.75E-01	1.31E-01	5.00E-04	7.00E-01	7.00E-01	7.00E-01	7.00E-01	9.39E-01
clothianidin	210880-92-5	Water	Freshwater	1267	3.62E+00	9.87E-01	9.00E-04	3.90E+00	3.90E+00	3.90E+00	3.90E+00	3.90E+00
sulfometuron-methyl	74222-97-2	Water	Freshwater	1267	4.24E+00	1.79E+00	3.90E-04	5.00E+00	5.00E+00	5.00E+00	5.00E+00	5.00E+00
dicamba	1918-00-9; 2300-66-5; 25059-78-3	Water	Freshwater	1242	1.30E-01	4.05E-01	2.80E-02	1.20E-01	1.20E-01	1.20E-01	1.20E-01	1.40E+01
Chlorpyrifos-methyl	5598-13-0	Water	Freshwater	1206	2.00E-02	3.54E-16	2.00E-02	2.00E-02	2.00E-02	2.00E-02	2.00E-02	2.00E-02
benfluralin	1861-40-1	Water	Freshwater	1159	1.40E-02	6.05E-04	2.00E-03	1.40E-02	1.40E-02	1.40E-02	1.40E-02	1.40E-02
Tetramethrin	7696-12-0	Water	Freshwater	1156	4.58E-01	1.39E-01	2.00E-04	5.00E-01	5.00E-01	5.00E-01	5.00E-01	5.00E-01
thiabendazole	148-79-8	Water	Freshwater	1134	3.44E+00	7.38E-01	8.20E-04	3.60E+00	3.60E+00	3.60E+00	3.60E+00	3.60E+00
Pyriproxyfen	95737-68-1	Water	Freshwater	1129	5.00E+00	1.49E-01	6.40E-03	5.00E+00	5.00E+00	5.00E+00	5.00E+00	5.00E+00
CHLOROTHALONIL	1897-45-6	Water	Freshwater	1110	3.89E+00	9.03E-01	9.00E-04	4.10E+00	4.10E+00	4.10E+00	4.10E+00	4.10E+00
Deisopropylhydroxyatrazine	7313-54-4	Water	Freshwater	1040	1.74E+01	2.30E+00	2.70E-03	1.77E+01	1.77E+01	1.77E+01	1.77E+01	1.77E+01
phenothrin	26002-80-2	Water	Freshwater	1013	9.87E-01	1.12E-01	7.60E-04	1.00E+00	1.00E+00	1.00E+00	1.00E+00	1.00E+00
CHLORSULFURON	64902-72-3	Water	Freshwater	1011	4.93E+01	5.84E+00	4.20E-03	5.00E+01	5.00E+01	5.00E+01	5.00E+01	5.00E+01
Acetamiprid	135410-20-7	Water	Freshwater	967	3.03E+00	9.09E-01	2.30E-03	3.30E+00	3.30E+00	3.30E+00	3.30E+00	5.87E+00
Boscalid	188425-85-6	Water	Freshwater	958	1.08E-01	1.27E+00	1.40E-03	2.80E-03	8.70E-03	2.20E-02	5.29E-02	3.60E+01
acephate	30560-19-1	Water	Freshwater	926	9.14E+00	2.79E+00	1.76E-03	1.00E+01	1.00E+01	1.00E+01	1.00E+01	1.00E+01
Atrazine-desethyl-2-hydroxy	19988-24-0	Water	Freshwater	915	3.91E+00	5.85E-01	3.20E-04	4.00E+00	4.00E+00	4.00E+00	4.00E+00	4.00E+00
Metolachlor OXA	152019-73-3	Water	Freshwater	915	1.95E+02	3.20E+01	2.00E-02	2.00E+02	2.00E+02	2.00E+02	2.00E+02	2.00E+02
6-Chloro-1,3,5-triazine-2,4-diamine	3397-62-4	Water	Freshwater	914	2.09E+01	9.23E+00	3.40E-03	2.50E+01	2.50E+01	2.50E+01	2.50E+01	2.50E+01
Halosulfuron-methyl	100784-20-1	Water	Freshwater	912	2.49E+01	1.85E+00	5.90E-03	2.50E+01	2.50E+01	2.50E+01	2.50E+01	2.50E+01
Sulfentrazone	122836-35-5	Water	Freshwater	911	1.03E+01	2.70E+00	4.15E-03	1.10E+01	1.10E+01	1.10E+01	1.10E+01	1.10E+01
Hydroxysimazine	11/3/2599	Water	Freshwater	910	2.05E+02	9.59E+01	7.00E-04	2.50E+02	2.50E+02	2.50E+02	2.50E+02	2.50E+02
Prodiamine	29091-21-2	Water	Freshwater	897	5.10E+00	7.26E-01	3.30E-03	5.20E+00	5.20E+00	5.20E+00	5.20E+00	5.20E+00
2-Chloro-N-(2-ethyl-6-methylphenyl)acetamide	32428-71-0	Water	Freshwater	872	4.99E+00	2.35E-01	2.11E-03	5.00E+00	5.00E+00	5.00E+00	5.00E+00	5.00E+00
2-Aminobenzimidazole	934-32-7	Water	Freshwater	868	8.61E+00	1.84E+00	2.72E-03	9.00E+00	9.00E+00	9.00E+00	9.00E+00	9.00E+00
Pyrimidinol	2814-20-2	Water	Freshwater	868	1.93E+01	3.59E+00	1.00E-03	2.00E+01	2.00E+01	2.00E+01	2.00E+01	2.00E+01
Difenoconazole	119446-68-3	Water	Freshwater	836	1.04E+01	1.19E+00	2.30E-03	1.05E+01	1.05E+01	1.05E+01	1.05E+01	1.05E+01
Fluazinam	79622-59-6	Water	Freshwater	812	4.39E+00	1.54E-01	5.60E-03	4.40E+00	4.40E+00	4.40E+00	4.40E+00	4.40E+00

Compound	CASNumber	Media	Type	count	mean	std	min	25%	50%	75%	90%	max
Fludioxonil	131341-86-1	Water	Freshwater	812	7.22E+00	7.58E-01	7.70E-03	7.30E+00	7.30E+00	7.30E+00	7.30E+00	7.30E+00
Triadimefon	43121-43-3	Water	Freshwater	812	8.87E+00	5.00E-01	3.75E-02	8.90E+00	8.90E+00	8.90E+00	8.90E+00	8.90E+00
Chlorantraniliprole	500008-45-7	Water	Freshwater	750	1.27E-01	6.81E-01	1.50E-03	4.00E-03	4.00E-03	1.38E-02	1.55E-01	9.71E+00
Trichlorfon	52-68-6	Water	Freshwater	746	3.08E-02	1.16E-02	3.00E-02	3.00E-02	3.00E-02	3.00E-02	3.00E-02	2.92E-01
caffeine	58-08-2	Water	Freshwater	738	8.46E-01	5.28E-01	2.20E-03	1.00E+00	1.00E+00	1.00E+00	1.00E+00	8.50E+00
FLUTOLANIL	66332-96-5	Water	Freshwater	656	4.33E+00	5.37E-01	9.30E-03	4.40E+00	4.40E+00	4.40E+00	4.40E+00	4.40E+00
Penoxsulam	219714-96-2	Water	Freshwater	638	2.76E+00	1.42E+00	2.00E-03	3.50E+00	3.50E+00	3.50E+00	3.50E+00	3.50E+00
Acibenzolar-S-Methyl	135158-54-2	Water	Freshwater	630	2.98E+00	2.34E-01	2.37E-02	3.00E+00	3.00E+00	3.00E+00	3.00E+00	3.00E+00
Fluxapyroxad	907204-31-3	Water	Freshwater	630	1.07E-02	1.40E-02	2.00E-03	4.80E-03	4.80E-03	1.20E-02	2.47E-02	2.14E-01
Paclobutrazol(PP333)	76738-62-0	Water	Freshwater	630	6.17E+00	4.23E-01	5.90E-03	6.20E+00	6.20E+00	6.20E+00	6.20E+00	6.20E+00
Cyazofamid	120116-88-3	Water	Freshwater	627	4.09E+00	1.63E-01	1.41E-02	4.10E+00	4.10E+00	4.10E+00	4.10E+00	4.10E+00
Flonicamid	158062-67-0	Water	Freshwater	627	3.35E+00	4.64E-01	2.30E-03	3.40E+00	3.40E+00	3.40E+00	3.40E+00	8.12E+00
Mandipropamid	374726-62-2	Water	Freshwater	627	3.26E+00	3.50E-01	5.20E-03	3.30E+00	3.30E+00	3.30E+00	3.30E+00	4.45E+00
carbamazepine	298-46-4	Water	Freshwater	565	9.37E+00	2.43E+00	4.00E-04	1.00E+01	1.00E+01	1.00E+01	1.00E+01	1.00E+01
sulfamethoxazole	723-46-6	Water	Freshwater	565	9.39E+00	2.36E+00	1.80E-03	1.00E+01	1.00E+01	1.00E+01	1.00E+01	1.00E+01
trimethoprim	738-70-5	Water	Freshwater	564	9.54E+00	2.09E+00	5.00E-03	1.00E+01	1.00E+01	1.00E+01	1.00E+01	1.00E+01
fluoxetine	54910-89-3	Water	Freshwater	560	9.91E+00	9.41E-01	1.00E-03	1.00E+01	1.00E+01	1.00E+01	1.00E+01	1.00E+01
amphetamine	300-62-9	Water	Freshwater	513	9.98E+00	4.41E-01	1.28E-02	1.00E+01	1.00E+01	1.00E+01	1.00E+01	1.00E+01
atenolol	29122-68-7	Water	Freshwater	509	9.88E+00	1.08E+00	5.40E-03	1.00E+01	1.00E+01	1.00E+01	1.00E+01	1.00E+01
diltiazem	42399-41-7	Water	Freshwater	507	9.94E+00	7.67E-01	4.60E-03	1.00E+01	1.00E+01	1.00E+01	1.00E+01	1.00E+01
warfarin	81-81-2	Water	Freshwater	507	1.00E+01	0.00E+00	1.00E+01	1.00E+01	1.00E+01	1.00E+01	1.00E+01	1.00E+01
amitriptyline	50-48-6	Water	Freshwater	506	1.00E+01	0.00E+00	1.00E+01	1.00E+01	1.00E+01	1.00E+01	1.00E+01	1.00E+01
Anatoxin a	64285-06-9, 85514-42-7	Water	Freshwater	506	2.85E+01	3.52E+02	1.10E-01	1.10E-01	1.10E-01	1.10E-01	1.93E+00	7.71E+03
codeine	76-57-3	Water	Freshwater	506	1.00E+01	0.00E+00	1.00E+01	1.00E+01	1.00E+01	1.00E+01	1.00E+01	1.00E+01
diphenhydramine	58-73-1	Water	Freshwater	506	9.94E+00	7.68E-01	2.19E-03	1.00E+01	1.00E+01	1.00E+01	1.00E+01	1.00E+01
glyburide	10238-21-8	Water	Freshwater	506	1.00E+01	0.00E+00	1.00E+01	1.00E+01	1.00E+01	1.00E+01	1.00E+01	1.00E+01
hydrocodone	125-29-1	Water	Freshwater	506	9.94E+00	7.66E-01	1.49E-02	1.00E+01	1.00E+01	1.00E+01	1.00E+01	1.00E+01
metoprolol	51384-51-1	Water	Freshwater	506	9.86E+00	1.16E+00	4.35E-03	1.00E+01	1.00E+01	1.00E+01	1.00E+01	1.00E+01
norverapamil	67018-85-3	Water	Freshwater	506	2.50E+01	0.00E+00	2.50E+01	2.50E+01	2.50E+01	2.50E+01	2.50E+01	2.50E+01
triamterene	396-01-0	Water	Freshwater	506	9.94E+00	7.66E-01	2.25E-02	1.00E+01	1.00E+01	1.00E+01	1.00E+01	1.00E+01
Venlafaxine	93413-69-5	Water	Freshwater	506	9.86E+00	1.16E+00	7.29E-03	1.00E+01	1.00E+01	1.00E+01	1.00E+01	1.00E+01
verapamil	52-53-9	Water	Freshwater	506	1.00E+01	0.00E+00	1.00E+01	1.00E+01	1.00E+01	1.00E+01	1.00E+01	1.00E+01
meprobamate	57-53-4	Water	Freshwater	501	9.78E+00	1.46E+00	1.10E-03	1.00E+01	1.00E+01	1.00E+01	1.00E+01	1.00E+01
Carisoprodol	78-44-4	Water	Freshwater	498	9.90E+00	9.95E-01	5.46E-03	1.00E+01	1.00E+01	1.00E+01	1.00E+01	1.00E+01
metformin	657-24-9	Water	Freshwater	498	8.17E+00	3.85E+00	1.49E-03	1.00E+01	1.00E+01	1.00E+01	1.00E+01	1.00E+01
acetaminophen	103-90-2	Water	Freshwater	497	9.78E+00	1.46E+00	1.93E-02	1.00E+01	1.00E+01	1.00E+01	1.00E+01	1.00E+01
fluticasone propionate	80474-14-2	Water	Freshwater	484	1.00E+01	0.00E+00	1.00E+01	1.00E+01	1.00E+01	1.00E+01	1.00E+01	1.00E+01
Oxazepam	604-75-1	Water	Freshwater	484	1.00E+01	0.00E+00	1.00E+01	1.00E+01	1.00E+01	1.00E+01	1.00E+01	1.00E+01
sertraline	79617-96-2	Water	Freshwater	484	1.00E+01	0.00E+00	1.00E+01	1.00E+01	1.00E+01	1.00E+01	1.00E+01	1.00E+01
erythromycin	114-07-8	Water	Freshwater	476	9.73E+00	1.62E+00	6.00E-03	1.00E+01	1.00E+01	1.00E+01	1.00E+01	1.00E+01
cotinine	486-56-6	Water	Freshwater	468	9.57E+00	2.02E+00	1.52E-03	1.00E+01	1.00E+01	1.00E+01	1.00E+01	1.00E+01

Compound	CASNumber	Media	Type	count	mean	std	min	25%	50%	75%	90%	max
albuterol	18559-94-9	Water	Freshwater	388	9.95E+00	7.17E-01	2.65E-03	1.00E+01	1.00E+01	1.00E+01	1.00E+01	1.00E+01
dehydronifedipine	67035-22-7	Water	Freshwater	388	9.95E+00	7.17E-01	3.70E-03	1.00E+01	1.00E+01	1.00E+01	1.00E+01	1.00E+01
paroxetine	61869-08-7	Water	Freshwater	387	1.00E+01	0.00E+00	1.00E+01	1.00E+01	1.00E+01	1.00E+01	1.00E+01	1.00E+01
triclosan	3380-34-5	Water	Freshwater	380	9.66E+00	1.81E+00	2.00E-02	1.00E+01	1.00E+01	1.00E+01	1.00E+01	1.00E+01
norfluoxetine	126924-38-7	Water	Freshwater	379	1.00E+01	0.00E+00	1.00E+01	1.00E+01	1.00E+01	1.00E+01	1.00E+01	1.00E+01
ibuprofen	15687-27-1	Water	Freshwater	343	9.86E+00	1.16E+00	1.19E-01	1.00E+01	1.00E+01	1.00E+01	1.00E+01	1.00E+01
DINOTEFURAN	165252-70-0	Water	Freshwater	339	1.40E-02	5.89E-02	3.00E-03	6.00E-03	6.00E-03	6.00E-03	6.00E-03	9.57E-01
sulfamethazine	57-68-1	Water	Freshwater	328	9.88E+00	1.09E+00	2.10E-02	1.00E+01	1.00E+01	1.00E+01	1.00E+01	1.00E+01
tylosin	1401-69-0	Water	Freshwater	328	2.50E+01	0.00E+00	2.50E+01	2.50E+01	2.50E+01	2.50E+01	2.50E+01	2.50E+01
gemfibrozil	25812-30-0	Water	Freshwater	327	9.47E+00	2.20E+00	6.00E-03	1.00E+01	1.00E+01	1.00E+01	1.00E+01	1.00E+01
Penthiopyrad	183675-82-3	Water	Freshwater	313	3.11E+00	5.31E-01	6.00E-04	3.20E+00	3.20E+00	3.20E+00	3.20E+00	3.20E+00
Microcystin YR	101064-48-6	Water	Freshwater	299	1.65E-01	6.67E-01	1.04E-01	1.04E-01	1.04E-01	1.04E-01	1.04E-01	1.11E+01
Di-2-ethylhexyl phthalate	117-81-7	Water	Freshwater	294	4.83E-01	2.09E+00	5.00E-03	1.00E-01	1.00E-01	1.44E-01	9.50E-01	3.00E+01
Diethyl phthalate	84-66-2	Water	Freshwater	291	1.67E-01	3.26E-01	5.00E-03	7.70E-02	1.00E-01	1.00E-01	1.32E-01	2.00E+00
Microcystin LA	96180-79-9	Water	Freshwater	290	9.01E-01	3.34E+00	2.00E-03	1.55E-01	1.55E-01	1.55E-01	1.52E+00	4.12E+01
naproxen	22204-53-1	Water	Freshwater	288	9.93E+00	8.32E-01	1.70E-03	1.00E+01	1.00E+01	1.00E+01	1.00E+01	1.00E+01
sulfadimethoxine	122-11-2	Water	Freshwater	288	2.00E-03	1.30E-18	2.00E-03	2.00E-03	2.00E-03	2.00E-03	2.00E-03	2.00E-03
NTN33893-urea	120868-66-8	Water	Freshwater	287	3.92E+00	5.70E-01	3.50E-03	4.00E+00	4.00E+00	4.00E+00	4.00E+00	4.00E+00
BENSULIDE	741-58-2	Water	Freshwater	284	2.91E+00	1.09E+01	1.98E-02	1.98E-02	2.65E-01	1.51E+00	4.98E+00	1.42E+02
Microcystin RR	111755-37-4	Water	Freshwater	284	8.32E-02	2.73E-01	1.00E-03	5.00E-02	5.00E-02	5.00E-02	5.00E-02	3.30E+00
sulfamethizole	144-82-1	Water	Freshwater	284	5.00E-03	2.95E-17	5.00E-03	5.00E-03	5.00E-03	5.00E-03	5.00E-03	5.00E-03
Butyl benzyl phthalate	85-68-7	Water	Freshwater	283	3.56E-01	1.47E+00	5.00E-03	2.50E-02	2.50E-02	5.00E-02	5.50E-01	1.00E+01
Dibutyl phthalate	84-74-2	Water	Freshwater	283	3.10E-01	1.32E+00	5.00E-03	5.62E-02	7.50E-02	7.50E-02	2.40E-01	1.00E+01
Dimethyl phthalate	131-11-3	Water	Freshwater	283	9.14E-02	2.08E-01	5.00E-03	4.46E-02	5.00E-02	5.00E-02	6.41E-02	1.00E+00
cimetidine	51481-61-9	Water	Freshwater	282	7.97E+01	4.76E+00	7.05E-02	8.00E+01	8.00E+01	8.00E+01	8.00E+01	8.00E+01
Di-n-octyl phthalate	117-84-0	Water	Freshwater	280	6.10E-02	2.13E-01	2.90E-03	5.00E-03	1.00E-02	1.00E-02	1.80E-02	1.00E+00
ranitidine	66357-35-5	Water	Freshwater	274	1.99E+02	1.71E+01	4.05E-02	2.00E+02	2.00E+02	2.00E+02	2.00E+02	2.00E+02
diclofenac	15307-86-5	Water	Freshwater	273	9.96E+00	6.05E-01	1.60E-03	1.00E+01	1.00E+01	1.00E+01	1.00E+01	1.00E+01
Bezafibrate	41859-67-0	Water	Freshwater	273	1.00E+01	0.00E+00	1.00E+01	1.00E+01	1.00E+01	1.00E+01	1.00E+01	1.00E+01
Butylparaben	94-26-8	Water	Freshwater	273	1.00E+01	0.00E+00	1.00E+01	1.00E+01	1.00E+01	1.00E+01	1.00E+01	1.00E+01
furosemide	54-31-9	Water	Freshwater	273	1.00E+01	0.00E+00	1.00E+01	1.00E+01	1.00E+01	1.00E+01	1.00E+01	1.00E+01
Metolachlor ESA	171118-09-5	Water	Freshwater	273	2.00E+01	0.00E+00	2.00E+01	2.00E+01	2.00E+01	2.00E+01	2.00E+01	2.00E+01
Sotalol	3930-20-9	Water	Freshwater	273	1.00E+01	0.00E+00	1.00E+01	1.00E+01	1.00E+01	1.00E+01	1.00E+01	1.00E+01
benzoylecgonine	519-09-5	Water	Freshwater	272	1.00E+01	0.00E+00	1.00E+01	1.00E+01	1.00E+01	1.00E+01	1.00E+01	1.00E+01
cocaine	50-36-2	Water	Freshwater	272	1.00E+01	0.00E+00	1.00E+01	1.00E+01	1.00E+01	1.00E+01	1.00E+01	1.00E+01
triclocarban	101-20-2	Water	Freshwater	271	1.00E+01	0.00E+00	1.00E+01	1.00E+01	1.00E+01	1.00E+01	1.00E+01	1.00E+01
Saxitoxin	35523-89-8	Water	Freshwater	269	6.79E-02	4.07E-01	1.65E-02	1.65E-02	1.65E-02	1.65E-02	1.65E-02	5.76E+00
Phenytoin	57-41-0	Water	Freshwater	265	9.96E+00	6.14E-01	1.90E-03	1.00E+01	1.00E+01	1.00E+01	1.00E+01	1.00E+01
Benomyl	17804-35-2	Water	Freshwater	262	1.84E-01	5.91E-02	7.00E-03	2.00E-01	2.00E-01	2.00E-01	2.00E-01	4.00E-01
Microcystin LR	101043-37-2	Water	Freshwater	261	2.37E-01	1.95E+00	6.70E-03	2.00E-02	2.00E-02	2.00E-02	4.10E-02	2.96E+01
diazepam	439-14-5	Water	Freshwater	258	2.00E+01	0.00E+00	2.00E+01	2.00E+01	2.00E+01	2.00E+01	2.00E+01	2.00E+01

Compound	CASNumber	Media	Type	count	mean	std	min	25%	50%	75%	90%	max	
alprazolam	28981-97-7	Water	Freshwater	255	9.96E+00	6.26E-01	3.35E-03	1.00E+01	1.00E+01	1.00E+01	1.00E+01	1.00E+01	
clonidine	4205-90-7	Water	Freshwater	255	7.97E+01	5.01E+00	3.88E-02	8.00E+01	8.00E+01	8.00E+01	8.00E+01	8.00E+01	
methylparaben	99-76-3	Water	Freshwater	255	1.00E+01	0.00E+00	1.00E+01	1.00E+01	1.00E+01	1.00E+01	1.00E+01	1.00E+01	
Primidone	125-33-7	Water	Freshwater	254	9.88E+00	1.08E+00	1.70E-03	1.00E+01	1.00E+01	1.00E+01	1.00E+01	1.00E+01	
Norethindrone	68-22-4	Water	Freshwater	253	8.00E-01	2.78E-15	8.00E-01	8.00E-01	8.00E-01	8.00E-01	8.00E-01	8.00E-01	
dimethylxanthine, 1,7-	611-59-6	Water	Freshwater	252	1.39E+02	8.77E+00	7.02E-01	1.40E+02	1.40E+02	1.40E+02	1.40E+02	1.40E+02	
hydrochlorothiazide	58-93-5	Water	Freshwater	251	1.00E+01	0.00E+00	1.00E+01	1.00E+01	1.00E+01	1.00E+01	1.00E+01	1.00E+01	
Ketoprofen	22071-15-4	Water	Freshwater	251	1.00E+01	0.00E+00	1.00E+01	1.00E+01	1.00E+01	1.00E+01	1.00E+01	1.00E+01	
lamotrigine	84057-84-1	Water	Freshwater	251	1.00E+01	0.00E+00	1.00E+01	1.00E+01	1.00E+01	1.00E+01	1.00E+01	1.00E+01	
valsartan	137862-53-4	Water	Freshwater	251	1.00E+01	0.00E+00	1.00E+01	1.00E+01	1.00E+01	1.00E+01	1.00E+01	1.00E+01	
theophylline	58-55-9	Water	Freshwater	250	2.00E+02	0.00E+00	2.00E+02	2.00E+02	2.00E+02	2.00E+02	2.00E+02	2.00E+02	
Tri-n-butyl phosphate	126-73-8	Water	Freshwater	250	8.26E-02	1.31E-02	1.00E-02	8.40E-02	8.40E-02	8.40E-02	8.40E-02	2.00E-01	
glipizide	29094-61-9	Water	Freshwater	247	2.00E+02	0.00E+00	2.00E+02	2.00E+02	2.00E+02	2.00E+02	2.00E+02	2.00E+02	
simvastatin	79902-63-9	Water	Freshwater	246	1.00E+01	0.00E+00	1.00E+01	1.00E+01	1.00E+01	1.00E+01	1.00E+01	1.00E+01	
Desulfinyflipronil Amide	1115248-09-3	Water	Freshwater	235	3.33E-03	1.48E-03	1.00E-03	3.20E-03	3.20E-03	3.20E-03	3.20E-03	2.30E-02	
2-nonylphenol	136-83-4	Water	Freshwater	233	8.21E-01	1.04E+00	5.00E-01	5.00E-01	5.00E-01	5.00E-01	5.00E-01	1.36E+00	8.72E+00
betamethasone	378-44-9	Water	Freshwater	233	1.40E+02	0.00E+00	1.40E+02	1.40E+02	1.40E+02	1.40E+02	1.40E+02	1.40E+02	1.40E+02
Citalopram	59729-33-8	Water	Freshwater	233	1.97E+01	2.58E+00	3.28E-03	2.00E+01	2.00E+01	2.00E+01	2.00E+01	2.00E+01	2.00E+01
desmethyldiltiazem	86408-45-9	Water	Freshwater	233	2.00E+02	0.00E+00	2.00E+02	2.00E+02	2.00E+02	2.00E+02	2.00E+02	2.00E+02	2.00E+02
hydrocortisone	50-23-7	Water	Freshwater	233	2.00E+02	0.00E+00	2.00E+02	2.00E+02	2.00E+02	2.00E+02	2.00E+02	2.00E+02	2.00E+02
prednisone	53-03-2	Water	Freshwater	233	1.99E+02	1.31E+01	1.48E-02	2.00E+02	2.00E+02	2.00E+02	2.00E+02	2.00E+02	2.00E+02
promethazine	60-87-7	Water	Freshwater	233	1.40E+02	0.00E+00	1.40E+02	1.40E+02	1.40E+02	1.40E+02	1.40E+02	1.40E+02	1.40E+02
propoxyphene	469-62-5	Water	Freshwater	233	1.40E+02	0.00E+00	1.40E+02	1.40E+02	1.40E+02	1.40E+02	1.40E+02	1.40E+02	1.40E+02
nonylphenolethoxylate (NPnEO)	118399-22-7	Water	Freshwater	201	5.67E-01	3.61E-01	5.00E-01	5.00E-01	5.00E-01	5.00E-01	5.00E-01	5.00E-01	3.85E+00
PBDE 017	147217-75-2	Water	Freshwater	182	1.57E-04	2.33E-04	4.52E-06	5.27E-05	6.41E-05	9.31E-05	6.00E-04	1.06E-03	
PBDE 028	41318-75-6	Water	Freshwater	182	1.40E-04	2.77E-04	4.43E-06	1.44E-05	2.82E-05	1.10E-04	4.44E-04	2.00E-03	
PBDE 047	5436-43-1	Water	Freshwater	182	3.29E-03	1.04E-02	1.62E-06	4.93E-04	1.20E-03	3.39E-03	7.00E-03	1.34E-01	
PBDE 066	189084-61-5	Water	Freshwater	182	1.33E-04	2.62E-04	5.06E-06	1.24E-05	1.97E-05	1.50E-04	3.32E-04	2.00E-03	
PBDE 099	60348-60-9	Water	Freshwater	182	4.45E-03	1.57E-02	4.61E-05	4.61E-05	1.33E-03	4.29E-03	9.36E-03	2.04E-01	
PBDE 100	189084-64-8	Water	Freshwater	182	8.40E-04	2.13E-03	2.55E-05	2.63E-05	2.46E-04	9.75E-04	2.00E-03	2.50E-02	
PBDE 085	182346-21-0	Water	Freshwater	181	2.51E-04	7.84E-04	4.86E-06	8.65E-05	8.65E-05	1.79E-04	4.47E-04	1.00E-02	
PBDE 138	182677-30-1	Water	Freshwater	181	1.32E-04	2.51E-04	1.84E-06	6.83E-05	1.00E-04	1.00E-04	1.58E-04	2.00E-03	
PBDE 153	68631-49-2	Water	Freshwater	181	6.30E-04	1.51E-03	1.53E-05	4.11E-05	1.18E-04	5.70E-04	1.31E-03	1.50E-02	
PBDE 154	207122-15-4	Water	Freshwater	180	4.02E-04	1.11E-03	1.06E-05	5.88E-05	5.88E-05	3.70E-04	8.50E-04	1.30E-02	
Indaziflam	950782-86-2	Water	Freshwater	177	1.71E+00	8.08E-01	9.70E-03	2.10E+00	2.10E+00	2.10E+00	2.10E+00	2.10E+00	2.10E+00
Nodularin	14277-97-5	Water	Freshwater	177	1.00E-02	6.96E-18	1.00E-02	1.00E-02	1.00E-02	1.00E-02	1.00E-02	1.00E-02	1.00E-02
PBDE 030	155999-95-4	Water	Freshwater	177	1.09E-05	2.19E-05	2.84E-07	9.39E-06	9.39E-06	9.39E-06	9.39E-06	3.00E-04	
L-Domoic acid	78111-17-8	Water	Freshwater	176	1.00E-02	6.96E-18	1.00E-02	1.00E-02	1.00E-02	1.00E-02	1.00E-02	1.00E-02	1.00E-02
Okadaic acid	243982-83-4	Water	Freshwater	176	1.00E-02	6.96E-18	1.00E-02	1.00E-02	1.00E-02	1.00E-02	1.00E-02	1.00E-02	1.00E-02
PBDE 206	63387-28-0	Water	Freshwater	174	7.01E-03	5.01E-02	8.75E-05	2.60E-04	2.60E-04	1.44E-03	4.49E-03	5.23E-01	
PBDE 209	1163-19-5	Water	Freshwater	174	2.96E-02	1.16E-01	5.84E-04	8.10E-04	8.10E-04	1.94E-02	5.79E-02	1.10E+00	

Compound	CASNumber	Media	Type	count	mean	std	min	25%	50%	75%	90%	max
PBDE 049	243982-82-3	Water	Freshwater	172	2.09E-04	3.43E-04	1.41E-06	1.41E-06	9.43E-05	3.35E-04	4.58E-04	3.00E-03
PBDE 207	437701-79-6	Water	Freshwater	171	8.25E-03	5.83E-02	1.15E-04	1.15E-04	1.52E-04	1.95E-03	6.14E-03	6.25E-01
PBDE 208	437701-78-5	Water	Freshwater	170	5.66E-03	3.93E-02	8.13E-05	1.15E-04	1.24E-04	1.47E-03	3.88E-03	4.22E-01
PBDE 183	207122-16-5	Water	Freshwater	166	3.33E-04	9.17E-04	1.15E-05	1.10E-04	1.10E-04	2.67E-04	5.87E-04	1.10E-02
PBDE 190	189084-68-2	Water	Freshwater	162	2.89E-04	1.78E-04	2.20E-06	1.39E-04	3.70E-04	3.70E-04	3.70E-04	1.64E-03
Tamoxifen	10540-29-1	Water	Freshwater	161	2.70E+02	0.00E+00	2.70E+02	2.70E+02	2.70E+02	2.70E+02	2.70E+02	2.70E+02
FORAMSULFURON	173159-57-4	Water	Freshwater	147	2.00E+01	0.00E+00	2.00E+01	2.00E+01	2.00E+01	2.00E+01	2.00E+01	2.00E+01
atorvastatin	134523-00-5	Water	Freshwater	135	9.93E+00	8.60E-01	2.10E-03	1.00E+01	1.00E+01	1.00E+01	1.00E+01	1.00E+01
Malaoxon	1634-78-2	Water	Freshwater	128	5.00E-03	3.48E-18	5.00E-03	5.00E-03	5.00E-03	5.00E-03	5.00E-03	5.00E-03
PBDE 203	337513-72-1	Water	Freshwater	125	6.69E-04	2.18E-03	1.11E-05	5.16E-05	1.82E-04	4.91E-04	1.05E-03	1.90E-02
PFNA	375-95-1	Water	Freshwater	107	7.20E+00	4.51E+00	3.00E-04	2.90E-03	1.00E+01	1.00E+01	1.00E+01	1.00E+01
PFOA	335-67-1	Water	Freshwater	107	7.20E+00	4.51E+00	3.10E-03	1.10E-02	1.00E+01	1.00E+01	1.00E+01	1.00E+01
PFOS	1763-23-1	Water	Freshwater	107	7.20E+00	4.51E+00	3.80E-03	2.17E-02	1.00E+01	1.00E+01	1.00E+01	1.00E+01
RPA 200766	205650-69-7	Water	Freshwater	107	5.99E-03	4.38E-03	5.00E-03	5.00E-03	5.00E-03	5.00E-03	5.00E-03	3.90E-02
PBDE 071	189084-62-6	Water	Freshwater	102	3.63E-05	5.87E-05	5.05E-07	6.88E-06	2.13E-05	3.93E-05	7.69E-05	3.55E-04
PBDE 128	182677-28-7	Water	Freshwater	93	2.44E-05	1.51E-05	2.73E-06	2.19E-05	2.19E-05	2.19E-05	3.00E-05	1.06E-04
PBDE 007	171977-44-9	Water	Freshwater	92	4.67E-06	1.00E-05	1.72E-07	8.43E-07	1.37E-06	3.91E-06	9.15E-06	6.47E-05
PBDE 035	147217-80-9	Water	Freshwater	92	2.57E-05	5.88E-05	6.73E-07	2.80E-06	1.17E-05	2.60E-05	4.00E-05	4.15E-04
PBDE 051	189084-57-9	Water	Freshwater	92	2.81E-05	3.39E-05	4.66E-07	8.00E-06	1.81E-05	3.69E-05	5.45E-05	2.06E-04
PBDE 105	373594-78-6	Water	Freshwater	92	7.95E-06	8.01E-06	1.53E-06	7.03E-06	7.03E-06	7.03E-06	7.03E-06	8.09E-05
PBDE 155	35854-94-5	Water	Freshwater	92	3.42E-05	3.90E-05	8.11E-07	9.58E-06	2.00E-05	3.57E-05	8.55E-05	1.85E-04
PBDE 008	147217-71-8	Water	Freshwater	91	1.36E-05	6.77E-05	5.45E-07	6.37E-07	1.77E-06	3.56E-06	1.19E-05	6.07E-04
PBDE 015	2050-47-7	Water	Freshwater	91	1.88E-05	5.12E-05	6.09E-07	2.99E-06	6.82E-06	1.33E-05	3.19E-05	4.34E-04
PBDE 032	189084-60-4	Water	Freshwater	91	2.29E-06	2.57E-06	5.30E-07	1.94E-06	1.94E-06	1.94E-06	1.94E-06	2.47E-05
PBDE 119	189084-66-0	Water	Freshwater	91	4.26E-05	7.01E-05	4.01E-06	7.98E-06	1.88E-05	4.26E-05	8.84E-05	4.13E-04
PBDE 181	189084-67-1	Water	Freshwater	91	1.91E-05	2.80E-05	1.63E-06	1.22E-05	1.22E-05	1.52E-05	3.05E-05	2.44E-04
PBDE 075	189084-63-7	Water	Freshwater	90	1.22E-05	1.37E-05	3.04E-07	3.46E-06	7.76E-06	1.49E-05	2.49E-05	8.04E-05
PBDE 140	243982-83-4	Water	Freshwater	90	3.41E-05	4.75E-05	6.88E-07	8.51E-06	2.06E-05	3.94E-05	7.26E-05	3.34E-04
PBDE 012	189084-59-1	Water	Freshwater	89	1.73E-05	8.68E-05	3.94E-07	6.65E-07	1.85E-06	3.63E-06	8.54E-06	7.53E-04
PBDE 126	366791-32-4	Water	Freshwater	88	4.84E-06	6.35E-06	5.21E-07	3.65E-06	3.65E-06	3.65E-06	6.31E-06	5.81E-05
PBDE 077	93703-48-1	Water	Freshwater	87	1.04E-05	4.39E-05	1.68E-07	5.06E-07	1.99E-06	3.64E-06	7.34E-06	3.57E-04
PBDE 010	51930-04-2	Water	Freshwater	86	7.53E-07	3.86E-08	4.00E-07	7.58E-07	7.58E-07	7.58E-07	7.58E-07	7.58E-07
PBDE 116	189084-65-9	Water	Freshwater	86	2.06E-05	7.14E-05	1.67E-06	1.08E-05	1.08E-05	1.08E-05	1.08E-05	6.41E-04
PBDE 037	147217-81-0	Water	Freshwater	85	2.12E-05	7.22E-05	3.72E-07	3.50E-06	5.55E-06	1.23E-05	2.54E-05	5.19E-04
PBDE 179	446255-25-0	Water	Freshwater	85	1.00E-03	6.54E-19	1.00E-03	1.00E-03	1.00E-03	1.00E-03	1.00E-03	1.00E-03
PBDE 184	117948-63-7	Water	Freshwater	85	1.00E-03	6.54E-19	1.00E-03	1.00E-03	1.00E-03	1.00E-03	1.00E-03	1.00E-03
PBDE 188	116995-32-5	Water	Freshwater	85	1.00E-03	6.54E-19	1.00E-03	1.00E-03	1.00E-03	1.00E-03	1.00E-03	1.00E-03
PBDE 200	446255-46-5	Water	Freshwater	85	1.04E-03	4.08E-04	1.00E-03	1.00E-03	1.00E-03	1.00E-03	1.00E-03	4.76E-03
PBDE 201	446255-50-1	Water	Freshwater	85	1.03E-03	2.83E-04	1.00E-03	1.00E-03	1.00E-03	1.00E-03	1.00E-03	3.61E-03
PBDE 202	67797-09-5	Water	Freshwater	85	1.01E-03	7.92E-05	1.00E-03	1.00E-03	1.00E-03	1.00E-03	1.00E-03	1.73E-03
PBDE 079	446254-48-4	Water	Freshwater	84	1.85E-05	3.80E-05	5.12E-07	5.12E-07	4.41E-06	1.42E-05	5.19E-05	2.29E-04

Compound	CASNumber	Media	Type	count	mean	std	min	25%	50%	75%	90%	max
estradiol, 17beta-	50-28-2	Water	Freshwater	72	7.89E-01	9.41E-02	1.19E-03	8.00E-01	8.00E-01	8.00E-01	8.00E-01	8.00E-01
4-nonylphenol	104-40-5	Water	Freshwater	67	3.69E-01	8.55E-03	3.00E-01	3.70E-01	3.70E-01	3.70E-01	3.70E-01	3.70E-01
Tris(2-chloroethyl) phosphate	115-96-8	Water	Freshwater	59	3.90E+01	2.09E+01	1.20E-03	5.00E+01	5.00E+01	5.00E+01	5.00E+01	5.00E+01
diphenylhydrazine, 1,2-	122-66-7	Water	Freshwater	56	3.00E-01	3.36E-16	3.00E-01	3.00E-01	3.00E-01	3.00E-01	3.00E-01	3.00E-01
galaxolide	1222-05-5	Water	Freshwater	55	4.55E+01	1.45E+01	3.00E-03	5.00E+01	5.00E+01	5.00E+01	5.00E+01	5.00E+01
4-tert-Octylphenol	140-66-9	Water	Freshwater	55	4.91E+01	6.72E+00	2.00E-01	5.00E+01	5.00E+01	5.00E+01	5.00E+01	5.00E+01
Acetophenone	98-86-2	Water	Freshwater	55	4.46E+01	1.57E+01	1.00E-01	5.00E+01	5.00E+01	5.00E+01	5.00E+01	5.00E+01
Chlortetracycline	57-62-5	Water	Freshwater	55	1.00E-02	5.25E-18	1.00E-02	1.00E-02	1.00E-02	1.00E-02	1.00E-02	1.00E-02
Doxycycline	564-25-0	Water	Freshwater	55	1.00E-02	5.25E-18	1.00E-02	1.00E-02	1.00E-02	1.00E-02	1.00E-02	1.00E-02
Isoborneol	124-76-5	Water	Freshwater	55	5.00E+01	0.00E+00	5.00E+01	5.00E+01	5.00E+01	5.00E+01	5.00E+01	5.00E+01
lincomycin	154-21-2	Water	Freshwater	55	2.65E-01	1.36E+00	2.00E-02	2.00E-02	2.00E-02	2.00E-02	2.00E-02	8.44E-02
Menthol	1490-04-6	Water	Freshwater	55	4.82E+01	9.43E+00	8.00E-02	5.00E+01	5.00E+01	5.00E+01	5.00E+01	5.00E+01
Methylindole, 3-	83-34-1	Water	Freshwater	55	4.82E+01	9.17E+00	1.00E-02	5.00E+01	5.00E+01	5.00E+01	5.00E+01	5.00E+01
Oxytetracycline	79-57-2	Water	Freshwater	55	1.00E-02	5.25E-18	1.00E-02	1.00E-02	1.00E-02	1.00E-02	1.00E-02	1.00E-02
roxithromycin	80214-83-1	Water	Freshwater	55	5.00E-02	3.50E-17	5.00E-02	5.00E-02	5.00E-02	5.00E-02	5.00E-02	5.00E-02
sulfachloropyridazine	80-32-0	Water	Freshwater	55	5.69E-03	2.93E-03	5.00E-03	5.00E-03	5.00E-03	5.00E-03	5.00E-03	2.00E-02
sulfathiazole	72-14-0	Water	Freshwater	55	1.40E-02	1.78E-02	1.00E-02	1.00E-02	1.00E-02	1.00E-02	1.12E-02	1.17E-01
Tetracycline	60-54-8	Water	Freshwater	55	1.00E-02	5.25E-18	1.00E-02	1.00E-02	1.00E-02	1.00E-02	1.00E-02	1.00E-02
tonalide	21145-77-7	Water	Freshwater	55	5.00E+01	0.00E+00	5.00E+01	5.00E+01	5.00E+01	5.00E+01	5.00E+01	5.00E+01
4-n-Octylphenol	1806-26-4	Water	Freshwater	54	5.00E+01	0.00E+00	5.00E+01	5.00E+01	5.00E+01	5.00E+01	5.00E+01	5.00E+01
Camphor	76-22-2	Water	Freshwater	54	3.70E+01	2.21E+01	3.00E-03	1.28E+01	5.00E+01	5.00E+01	5.00E+01	5.00E+01
Indole	120-72-9	Water	Freshwater	54	4.89E+01	6.91E+00	1.00E-02	5.00E+01	5.00E+01	5.00E+01	5.00E+01	5.00E+01
VINCLOZOLIN	50471-44-8	Water	Freshwater	54	5.00E+00	0.00E+00	5.00E+00	5.00E+00	5.00E+00	5.00E+00	5.00E+00	5.00E+00
bisphenol a	80-05-7	Water	Freshwater	53	4.72E+01	1.17E+01	1.00E-02	5.00E+01	5.00E+01	5.00E+01	5.00E+01	5.00E+01
estrone	53-16-7	Water	Freshwater	53	9.81E+01	1.37E+01	2.18E-03	1.00E+02	1.00E+02	1.00E+02	1.00E+02	1.00E+02
benzophenone	119-61-9	Water	Freshwater	53	4.15E+01	1.89E+01	1.00E-02	5.00E+01	5.00E+01	5.00E+01	5.00E+01	5.00E+01
Equilenin	517-09-9	Water	Freshwater	53	1.00E+02	0.00E+00	1.00E+02	1.00E+02	1.00E+02	1.00E+02	1.00E+02	1.00E+02
ethinylestradiol, 17alpha-	57-63-6	Water	Freshwater	53	9.81E+01	1.37E+01	1.21E-03	1.00E+02	1.00E+02	1.00E+02	1.00E+02	1.00E+02
Methyl salicylate	119-36-8	Water	Freshwater	53	4.34E+01	1.71E+01	8.00E-03	5.00E+01	5.00E+01	5.00E+01	5.00E+01	5.00E+01
NTN33893 - desnitro olefine	N/A	Water	Freshwater	53	8.10E-03	1.75E-18	8.10E-03	8.10E-03	8.10E-03	8.10E-03	8.10E-03	8.10E-03
NTN33893-olefine	115086-54-9; 27387-87-7	Water	Freshwater	53	4.43E-02	2.80E-17	4.43E-02	4.43E-02	4.43E-02	4.43E-02	4.43E-02	4.43E-02
triethyl citrate	77-93-0	Water	Freshwater	53	4.72E+01	1.17E+01	1.00E-02	5.00E+01	5.00E+01	5.00E+01	5.00E+01	5.00E+01
Flumioxazin	103361-09-7	Water	Freshwater	52	1.80E-02	7.21E-03	1.70E-02	1.70E-02	1.70E-02	1.70E-02	1.70E-02	6.90E-02
carbadox	7/5/6804	Water	Freshwater	51	2.00E-03	1.31E-18	2.00E-03	2.00E-03	2.00E-03	2.00E-03	2.00E-03	2.00E-03
sulfamerazine	127-79-7	Water	Freshwater	51	5.00E-03	1.75E-18	5.00E-03	5.00E-03	5.00E-03	5.00E-03	5.00E-03	5.00E-03
Triphenyl phosphate	115-86-6	Water	Freshwater	50	3.80E+01	2.16E+01	1.00E-02	5.00E+01	5.00E+01	5.00E+01	5.00E+01	5.00E+01
PBDE 205	446255-56-7	Water	Freshwater	46	5.99E-05	6.83E-05	4.84E-05	4.99E-05	4.99E-05	4.99E-05	4.99E-05	5.13E-04
PBDE 197	117964-21-3	Water	Freshwater	44	4.59E-04	8.89E-04	2.22E-05	1.23E-04	2.39E-04	4.34E-04	9.58E-04	5.84E-03
Tris(1,3-dichloro-2-propyl) phosphate	13674-87-8	Water	Freshwater	43	3.90E-01	1.94E-01	4.90E-03	3.60E-01	5.00E-01	5.00E-01	5.00E-01	5.00E-01
Testosterone	58-22-0	Water	Freshwater	42	9.76E+00	1.54E+00	8.70E-04	1.00E+01	1.00E+01	1.00E+01	1.00E+01	1.00E+01
Progesterone	57-83-0	Water	Freshwater	41	9.76E+00	1.56E+00	4.90E-03	1.00E+01	1.00E+01	1.00E+01	1.00E+01	1.00E+01

Compound	CASNumber	Media	Type	count	mean	std	min	25%	50%	75%	90%	max
DIQUAT DIBROMIDE	85-00-7; 2764-72-9	Water	Freshwater	39	3.92E-01	4.80E-02	1.00E-01	4.00E-01	4.00E-01	4.00E-01	4.00E-01	4.00E-01
Tris(2-butoxyethyl) phosphate	78-51-3	Water	Freshwater	36	7.53E-01	1.25E-01	3.00E-01	8.00E-01	8.00E-01	8.00E-01	8.00E-01	8.00E-01
Lyngbyatoxin-a	70497-14-2	Water	Freshwater	35	2.46E-01	3.92E-01	1.80E-01	1.80E-01	1.80E-01	1.80E-01	1.80E-01	2.50E+00
PBDE 003	101-55-3	Water	Freshwater	34	3.50E-01	5.90E-02	1.60E-02	3.60E-01	3.60E-01	3.60E-01	3.60E-01	3.60E-01
celestolide	13171-00-1	Water	Freshwater	33	5.00E+01	0.00E+00	5.00E+01	5.00E+01	5.00E+01	5.00E+01	5.00E+01	5.00E+01
musk ketone	81-14-1	Water	Freshwater	33	5.00E+01	0.00E+00	5.00E+01	5.00E+01	5.00E+01	5.00E+01	5.00E+01	5.00E+01
phantolide	15323-35-0	Water	Freshwater	33	5.00E+01	0.00E+00	5.00E+01	5.00E+01	5.00E+01	5.00E+01	5.00E+01	5.00E+01
6:2 FTS	27619-97-2	Water	Freshwater	30	4.13E-04	7.30E-04	2.00E-04	2.00E-04	2.00E-04	2.00E-04	2.00E-04	4.10E-03
8:2 FTS	39108-34-4	Water	Freshwater	30	2.17E-04	9.13E-05	2.00E-04	2.00E-04	2.00E-04	2.00E-04	2.00E-04	7.00E-04
N-EtFOSAA	909405-49-8	Water	Freshwater	30	3.17E-04	2.94E-04	2.00E-04	2.00E-04	2.00E-04	2.75E-04	4.10E-04	1.40E-03
N-MeFOSAA	2355-31-9	Water	Freshwater	30	2.73E-04	2.03E-04	1.00E-04	2.00E-04	2.00E-04	2.00E-04	5.00E-04	1.00E-03
PFBS	375-73-5	Water	Freshwater	30	2.74E-03	2.85E-03	5.00E-04	5.00E-04	2.30E-03	4.13E-03	5.64E-03	1.10E-02
PFDA	335-76-2	Water	Freshwater	30	1.87E-03	9.28E-04	2.00E-04	1.30E-03	1.70E-03	2.35E-03	3.21E-03	4.00E-03
PFDoA	307-55-1	Water	Freshwater	30	4.50E-04	3.64E-04	2.00E-04	2.00E-04	3.00E-04	5.75E-04	8.10E-04	1.90E-03
PFDS	335-77-3	Water	Freshwater	30	2.77E-04	1.43E-04	2.00E-04	2.00E-04	2.00E-04	3.50E-04	4.20E-04	7.00E-04
PFHpA	375-85-9	Water	Freshwater	30	2.85E-03	1.12E-03	1.20E-03	2.20E-03	2.80E-03	3.40E-03	4.24E-03	5.70E-03
PFHxA	307-24-4	Water	Freshwater	30	5.30E-03	1.76E-03	2.60E-03	4.08E-03	4.90E-03	6.35E-03	7.75E-03	9.70E-03
PFHxS	355-46-4	Water	Freshwater	30	2.28E-03	1.24E-03	1.00E-03	1.43E-03	2.05E-03	2.60E-03	3.71E-03	6.50E-03
PFOSA	754-91-6	Water	Freshwater	30	7.07E-04	4.59E-04	2.00E-04	4.00E-04	5.00E-04	1.08E-03	1.33E-03	1.80E-03
PFPeA	2706-90-3	Water	Freshwater	30	3.32E-03	2.40E-03	3.00E-04	1.40E-03	2.95E-03	4.28E-03	6.84E-03	9.50E-03
PFUnA	2058-94-8	Water	Freshwater	30	4.60E-04	2.49E-04	3.00E-04	3.00E-04	3.00E-04	5.75E-04	9.00E-04	1.10E-03
Polyoxyethylene branched-C9-alkylphenol (mixture)	68412-54-4	Water	Freshwater	26	6.21E-01	1.39E-01	1.00E-01	6.60E-01	6.60E-01	6.60E-01	6.60E-01	6.60E-01
Isoxaben	82558-50-7	Water	Freshwater	25	2.39E-02	1.56E-02	2.00E-02	2.00E-02	2.00E-02	2.00E-02	2.00E-02	9.60E-02
PBDE 025	147217-77-4	Water	Freshwater	25	1.00E-03	6.64E-19	1.00E-03	1.00E-03	1.00E-03	1.00E-03	1.00E-03	1.00E-03
PBDE 033	147217-78-5	Water	Freshwater	25	1.00E-03	6.64E-19	1.00E-03	1.00E-03	1.00E-03	1.00E-03	1.00E-03	1.00E-03
Limonene, d-	5989-27-5	Water	Freshwater	22	1.56E-01	3.14E-02	4.00E-02	1.60E-01	1.60E-01	1.60E-01	1.60E-01	2.30E-01
2-[2-(4-nonylphenoxy)ethoxy]ethanol (mixture)	20427-84-3 (or 9016-45-9)	Water	Freshwater	21	4.39E+00	1.54E+00	4.00E-01	5.00E+00	5.00E+00	5.00E+00	5.00E+00	5.00E+00
Androstenedione	63-05-8	Water	Freshwater	20	7.20E-01	2.46E-01	1.16E-03	8.00E-01	8.00E-01	8.00E-01	8.00E-01	8.00E-01
Androsterone	53-41-8	Water	Freshwater	20	8.00E-01	1.14E-16	8.00E-01	8.00E-01	8.00E-01	8.00E-01	8.00E-01	8.00E-01
diethylstilbestrol	56-53-1	Water	Freshwater	20	7.60E-01	1.79E-01	9.70E-04	8.00E-01	8.00E-01	8.00E-01	8.00E-01	8.00E-01
Equilin	474-86-2	Water	Freshwater	20	8.00E+00	0.00E+00	8.00E+00	8.00E+00	8.00E+00	8.00E+00	8.00E+00	8.00E+00
estradiol, 17alpha-	57-91-0	Water	Freshwater	20	7.60E-01	1.79E-01	1.19E-03	8.00E-01	8.00E-01	8.00E-01	8.00E-01	8.00E-01
Estriol	50-27-1	Water	Freshwater	20	1.90E+00	4.47E-01	6.20E-04	2.00E+00	2.00E+00	2.00E+00	2.00E+00	2.00E+00
Mestranol	72-33-3	Water	Freshwater	20	7.60E-01	1.79E-01	8.60E-04	8.00E-01	8.00E-01	8.00E-01	8.00E-01	8.00E-01
sitosterol, beta-	83-46-5	Water	Freshwater	18	4.13E+00	1.49E+00	6.00E-01	4.00E+00	4.00E+00	4.00E+00	4.21E+00	9.10E+00
Theobromine	83-67-0	Water	Freshwater	16	1.00E+01	0.00E+00	1.00E+01	1.00E+01	1.00E+01	1.00E+01	1.00E+01	1.00E+01
temephos	3383-96-8	Water	Freshwater	12	1.31E-01	2.90E-17	1.31E-01	1.31E-01	1.31E-01	1.31E-01	1.31E-01	1.31E-01
2-(4-nonylphenoxy)ethanol	104-35-8	Water	Freshwater	8	1.47E+00	3.78E-01	5.30E-01	1.60E+00	1.60E+00	1.60E+00	1.60E+00	1.60E+00
fexofenadine	83799-24-0	Water	Freshwater	8	1.92E-01	2.56E-01	1.12E-02	2.15E-02	5.76E-02	2.77E-01	5.20E-01	7.08E-01
azithromycin	83905-01-5	Water	Freshwater	7	6.86E-03	4.91E-03	5.00E-03	5.00E-03	5.00E-03	5.00E-03	1.02E-02	1.80E-02

Compound	CASNumber	Media	Type	count	mean	std	min	25%	50%	75%	90%	max
Carfentrazone-ethyl	128639-02-1	Water	Freshwater	7	1.00E-01	1.50E-17	1.00E-01	1.00E-01	1.00E-01	1.00E-01	1.00E-01	1.00E-01
ciprofloxacin	85721-33-1	Water	Freshwater	7	6.57E-03	3.36E-03	5.00E-03	5.00E-03	5.00E-03	6.00E-03	9.80E-03	1.40E-02
Amoxicillin	26787-78-0	Water	Freshwater	4	3.00E+01	0.00E+00	3.00E+01	3.00E+01	3.00E+01	3.00E+01	3.00E+01	3.00E+01
enrofloxacin	93106-60-6	Water	Freshwater	4	5.00E-03	0.00E+00	5.00E-03	5.00E-03	5.00E-03	5.00E-03	5.00E-03	5.00E-03
Epichlortetracycline, 4-	14297-93-9	Water	Freshwater	4	1.00E-02	0.00E+00	1.00E-02	1.00E-02	1.00E-02	1.00E-02	1.00E-02	1.00E-02
Epitetracycline, 4-	79-85-6	Water	Freshwater	4	1.00E-02	0.00E+00	1.00E-02	1.00E-02	1.00E-02	1.00E-02	1.00E-02	1.00E-02
lomefloxacin	98079-51-7	Water	Freshwater	4	5.00E-03	0.00E+00	5.00E-03	5.00E-03	5.00E-03	5.00E-03	5.00E-03	5.00E-03
norfloxacin	70458-96-7	Water	Freshwater	4	5.00E-03	0.00E+00	5.00E-03	5.00E-03	5.00E-03	5.00E-03	5.00E-03	5.00E-03
ofloxacin	82419-36-1	Water	Freshwater	4	5.00E-03	0.00E+00	5.00E-03	5.00E-03	5.00E-03	5.00E-03	5.00E-03	5.00E-03
ormetoprim	6981-18-6	Water	Freshwater	4	5.00E-03	0.00E+00	5.00E-03	5.00E-03	5.00E-03	5.00E-03	5.00E-03	5.00E-03
sarafloxacin	98105-99-8	Water	Freshwater	4	5.00E-03	0.00E+00	5.00E-03	5.00E-03	5.00E-03	5.00E-03	5.00E-03	5.00E-03
sulfadiazine	68-35-9	Water	Freshwater	4	6.00E-03	2.00E-03	5.00E-03	5.00E-03	5.00E-03	6.00E-03	7.80E-03	9.00E-03
terpineol, alpha-	98-55-5	Water	Freshwater	4	6.00E+00	0.00E+00	6.00E+00	6.00E+00	6.00E+00	6.00E+00	6.00E+00	6.00E+00
virginiamycin	11006-76-1	Water	Freshwater	4	5.00E-03	0.00E+00	5.00E-03	5.00E-03	5.00E-03	5.00E-03	5.00E-03	5.00E-03
tris(2-chloroisopropyl) phosphate	13674-84-5	Water	Freshwater	3	4.10E-02	1.48E-02	2.40E-02	3.60E-02	4.80E-02	4.95E-02	5.04E-02	5.10E-02
MANCOZEB	8018-01-7	Water	Freshwater	2	3.00E+01	0.00E+00	3.00E+01	3.00E+01	3.00E+01	3.00E+01	3.00E+01	3.00E+01
benztropine	86-13-5	Water	Freshwater	1	2.32E-02	-	2.32E-02	2.32E-02	2.32E-02	2.32E-02	2.32E-02	2.32E-02
lopromide	73334-07-3	Water	Freshwater	0	-	-	-	-	-	-	-	-
Salicylic acid	69-72-7	Water	Freshwater	0	-	-	-	-	-	-	-	-
prednisolone	50-24-8	Water	Freshwater	0	-	-	-	-	-	-	-	-
diazinon	333-41-5	Water	Estuarine	335	3.00E-02	9.20E-02	8.50E-05	9.00E-04	9.00E-04	9.00E-04	9.00E-04	7.38E-02
Bifenthrin	82657-04-3	Water	Estuarine	144	4.34E+00	1.25E+00	2.60E-03	4.70E+00	4.70E+00	4.70E+00	4.70E+00	4.70E+00
Chlorpyrifos	2921-88-2	Water	Estuarine	334	1.15E-02	4.50E-02	1.00E-05	2.10E-03	2.10E-03	2.10E-03	1.87E-02	5.52E-01
galaxolide	1222-05-5	Water	Estuarine	24	2.01E-02	4.28E-03	1.00E-02	2.00E-02	2.00E-02	2.00E-02	2.07E-02	3.10E-02
permethrin	52645-53-1	Water	Estuarine	135	3.30E+00	5.78E-01	8.10E-04	3.40E+00	3.40E+00	3.40E+00	3.40E+00	3.40E+00
1,2-bis(2,4,6-tribromophenoxy)ethane	37853-59-1	Water	Estuarine	37	4.00E-04	2.75E-19	4.00E-04	4.00E-04	4.00E-04	4.00E-04	4.00E-04	4.00E-04
2-(4-nonylphenoxy)ethanol	104-35-8	Water	Estuarine	29	8.00E-01	3.39E-16	8.00E-01	8.00E-01	8.00E-01	8.00E-01	8.00E-01	8.00E-01
2,4,6-tribromophenyl allyl ether	3278-89-5	Water	Estuarine	37	2.00E-04	1.37E-19	2.00E-04	2.00E-04	2.00E-04	2.00E-04	2.00E-04	2.00E-04
2,4-dichlorophenoxyacetic acid	94-75-7	Water	Estuarine	146	4.50E-01	1.17E-15	4.50E-01	4.50E-01	4.50E-01	4.50E-01	4.50E-01	4.50E-01
2-[2-(4-nonylphenoxy)ethoxy]ethanol (mixture)	20427-84-3 (or 9016-45-9)	Water	Estuarine	29	8.00E-01	3.39E-16	8.00E-01	8.00E-01	8.00E-01	8.00E-01	8.00E-01	8.00E-01
2-ethyl-1-hexyl-2,3,4,5-tetrabromobenzoate	183658-27-7	Water	Estuarine	37	3.47E-04	4.34E-04	2.00E-04	2.00E-04	2.00E-04	2.00E-04	6.40E-04	1.85E-03
2-Ethylhexyl diphenyl phosphate	1241-94-7	Water	Estuarine	49	7.57E-03	1.45E-02	3.00E-04	4.00E-04	4.00E-04	5.00E-03	3.66E-02	5.00E-02
3,4-Dichloroaniline	95-76-1	Water	Estuarine	199	4.96E-03	4.46E-03	1.80E-03	3.00E-03	5.20E-03	5.20E-03	5.20E-03	5.84E-02
3,5-Dichloroaniline	626-43-7	Water	Estuarine	133	7.76E+00	1.37E+00	6.20E-03	8.00E+00	8.00E+00	8.00E+00	8.00E+00	8.00E+00
4-n-Octylphenol	1806-26-4	Water	Estuarine	11	2.00E-02	3.64E-18	2.00E-02	2.00E-02	2.00E-02	2.00E-02	2.00E-02	2.00E-02
4-nonylphenol	104-40-5	Water	Estuarine	162	3.64E-01	4.33E-02	3.47E-02	3.70E-01	3.70E-01	3.70E-01	3.70E-01	3.70E-01
4-tert-Octylphenol	140-66-9	Water	Estuarine	24	2.00E-01	5.67E-17	2.00E-01	2.00E-01	2.00E-01	2.00E-01	2.00E-01	2.00E-01
acetaminophen	103-90-2	Water	Estuarine	19	3.38E-02	9.29E-03	3.08E-02	3.08E-02	3.08E-02	3.08E-02	3.50E-02	6.67E-02
Acetamiprid	135410-20-7	Water	Estuarine	69	3.30E-03	2.18E-18	3.30E-03	3.30E-03	3.30E-03	3.30E-03	3.30E-03	3.30E-03
Acetophenone	98-86-2	Water	Estuarine	27	4.00E-01	1.13E-16	4.00E-01	4.00E-01	4.00E-01	4.00E-01	4.00E-01	4.00E-01
Acibenzolar-S-Methyl	135158-54-2	Water	Estuarine	23	3.00E-03	8.87E-19	3.00E-03	3.00E-03	3.00E-03	3.00E-03	3.00E-03	3.00E-03

Compound	CASNumber	Media	Type	count	mean	std	min	25%	50%	75%	90%	max
albuterol	18559-94-9	Water	Estuarine	19	1.06E-02	7.82E-03	7.43E-04	3.85E-03	1.12E-02	1.45E-02	2.00E-02	2.75E-02
ALLETHRIN	584-79-2	Water	Estuarine	138	1.80E+01	0.00E+00	1.80E+01	1.80E+01	1.80E+01	1.80E+01	1.80E+01	1.80E+01
alprazolam	28981-97-7	Water	Estuarine	19	2.19E-03	1.39E-03	3.95E-04	1.09E-03	2.17E-03	2.85E-03	4.11E-03	4.89E-03
amitriptyline	50-48-6	Water	Estuarine	19	1.25E-02	1.02E-02	2.92E-04	3.28E-03	1.14E-02	2.23E-02	2.68E-02	2.87E-02
amlodipine	88150-42-9	Water	Estuarine	19	7.33E-03	8.52E-03	1.98E-03	1.98E-03	1.98E-03	9.79E-03	2.11E-02	2.74E-02
amphetamine	300-62-9	Water	Estuarine	19	1.40E-02	4.30E-03	8.88E-03	1.26E-02	1.26E-02	1.26E-02	1.86E-02	2.79E-02
Anatoxin a	64285-06-9, 85514-42-7	Water	Estuarine	75	2.17E-01	1.97E-01	1.11E-01	1.11E-01	1.11E-01	1.11E-01	5.42E-01	7.80E-01
atenolol	29122-68-7	Water	Estuarine	19	5.28E-01	7.66E-01	3.76E-03	7.85E-02	2.68E-01	4.92E-01	1.29E+00	2.64E+00
atorvastatin	134523-00-5	Water	Estuarine	19	2.28E-02	3.65E-02	3.05E-03	3.05E-03	6.04E-03	1.81E-02	7.64E-02	1.28E-01
Atrazine	1912-24-9	Water	Estuarine	317	1.00E-01	5.70E-16	1.00E-01	1.00E-01	1.00E-01	1.00E-01	1.00E-01	1.00E-01
azithromycin	83905-01-5	Water	Estuarine	16	3.77E-01	2.63E-01	3.11E-03	5.72E-02	4.23E-01	5.55E-01	6.53E-01	7.87E-01
Azoxystrobin	131860-33-8	Water	Estuarine	205	1.88E-02	4.82E-02	1.80E-03	8.90E-03	9.30E-03	1.00E-02	2.49E-02	5.96E-01
benfluralin	1861-40-1	Water	Estuarine	23	2.00E-03	1.33E-18	2.00E-03	2.00E-03	2.00E-03	2.00E-03	2.00E-03	2.00E-03
BENSULIDE	741-58-2	Water	Estuarine	7	7.03E-02	8.64E-02	1.40E-02	1.40E-02	4.00E-02	7.75E-02	1.53E-01	2.55E-01
benzophenone	119-61-9	Water	Estuarine	24	3.88E-02	3.38E-03	3.00E-02	4.00E-02	4.00E-02	4.00E-02	4.00E-02	4.00E-02
benzoylecgonine	519-09-5	Water	Estuarine	16	7.62E-02	1.20E-01	2.78E-03	6.73E-03	1.09E-02	7.65E-02	2.74E-01	3.61E-01
benztropine	86-13-5	Water	Estuarine	19	6.54E-04	2.43E-05	5.53E-04	6.59E-04	6.59E-04	6.59E-04	6.59E-04	6.61E-04
betamethasone	378-44-9	Water	Estuarine	19	3.01E-03	8.91E-19	3.01E-03	3.01E-03	3.01E-03	3.01E-03	3.01E-03	3.01E-03
Bis(2-ethylhexyl)tetrabromophthalate	26040-51-7	Water	Estuarine	37	4.99E-04	7.77E-04	2.00E-04	2.00E-04	2.00E-04	2.00E-04	1.25E-03	3.02E-03
bisphenol a	80-05-7	Water	Estuarine	66	1.55E-02	9.04E-03	6.12E-04	4.20E-03	2.00E-02	2.00E-02	2.00E-02	5.00E-02
Bisphenol A bis(diphenyl phosphate)	5945-33-5	Water	Estuarine	46	3.13E-04	2.36E-04	7.34E-06	2.66E-05	5.00E-04	5.00E-04	5.00E-04	5.00E-04
bisphenol af	1478-61-1	Water	Estuarine	23	8.00E-04	0.00E+00	8.00E-04	8.00E-04	8.00E-04	8.00E-04	8.00E-04	8.00E-04
bisphenol ap	1571-75-1	Water	Estuarine	23	7.00E-04	3.33E-19	7.00E-04	7.00E-04	7.00E-04	7.00E-04	7.00E-04	7.00E-04
bisphenol b	77-40-7	Water	Estuarine	23	8.00E-04	0.00E+00	8.00E-04	8.00E-04	8.00E-04	8.00E-04	8.00E-04	8.00E-04
bisphenol bp	1844-01-5	Water	Estuarine	23	8.00E-04	0.00E+00	8.00E-04	8.00E-04	8.00E-04	8.00E-04	8.00E-04	8.00E-04
bisphenol c	79-97-0	Water	Estuarine	23	7.00E-04	3.33E-19	7.00E-04	7.00E-04	7.00E-04	7.00E-04	7.00E-04	7.00E-04
bisphenol e	8/5/2081	Water	Estuarine	23	8.00E-04	0.00E+00	8.00E-04	8.00E-04	8.00E-04	8.00E-04	8.00E-04	8.00E-04
bisphenol f	620-92-8	Water	Estuarine	23	2.55E-02	3.55E-02	8.00E-04	8.92E-04	1.20E-02	3.46E-02	7.36E-02	1.45E-01
bisphenol g	127-54-8	Water	Estuarine	23	1.00E-03	6.65E-19	1.00E-03	1.00E-03	1.00E-03	1.00E-03	1.00E-03	1.00E-03
bisphenol m	13595-25-0	Water	Estuarine	23	9.00E-04	1.11E-19	9.00E-04	9.00E-04	9.00E-04	9.00E-04	9.00E-04	9.00E-04
bisphenol p	2167-51-3	Water	Estuarine	23	1.00E-03	6.65E-19	1.00E-03	1.00E-03	1.00E-03	1.00E-03	1.00E-03	1.00E-03
bisphenol ph	24038-68-4	Water	Estuarine	23	7.00E-04	3.33E-19	7.00E-04	7.00E-04	7.00E-04	7.00E-04	7.00E-04	7.00E-04
bisphenol s	80-09-1	Water	Estuarine	23	9.78E-03	2.64E-02	8.00E-04	1.00E-03	1.00E-03	3.86E-03	1.29E-02	1.20E-01
bisphenol tmc	129188-99-4	Water	Estuarine	23	1.10E-03	0.00E+00	1.10E-03	1.10E-03	1.10E-03	1.10E-03	1.10E-03	1.10E-03
bisphenol z	843-55-0	Water	Estuarine	23	1.40E-03	6.65E-19	1.40E-03	1.40E-03	1.40E-03	1.40E-03	1.40E-03	1.40E-03
Boscalid	188425-85-6	Water	Estuarine	136	8.98E-02	1.65E-01	2.50E-03	5.00E-03	1.84E-02	9.41E-02	2.46E-01	1.07E+00
BROMACIL	314-40-9	Water	Estuarine	24	8.00E-02	2.84E-17	8.00E-02	8.00E-02	8.00E-02	8.00E-02	8.00E-02	8.00E-02
Butyl benzyl phthalate	85-68-7	Water	Estuarine	20	9.20E+00	1.82E-15	9.20E+00	9.20E+00	9.20E+00	9.20E+00	9.20E+00	9.20E+00
caffeine	58-08-2	Water	Estuarine	43	4.20E-01	2.00E+00	1.51E-02	4.00E-02	4.00E-02	4.00E-02	5.47E-02	1.30E+01
Camphor	76-22-2	Water	Estuarine	24	4.04E-02	2.04E-03	4.00E-02	4.00E-02	4.00E-02	4.00E-02	4.00E-02	5.00E-02
carbadox	7/5/6804	Water	Estuarine	16	2.98E-03	8.96E-19	2.98E-03	2.98E-03	2.98E-03	2.98E-03	2.98E-03	2.98E-03

Compound	CASNumber	Media	Type	count	mean	std	min	25%	50%	75%	90%	max
carbamazepine	298-46-4	Water	Estuarine	19	1.61E-01	9.34E-02	5.20E-03	1.01E-01	2.01E-01	2.16E-01	2.52E-01	2.83E-01
CARBARYL	63-25-2	Water	Estuarine	178	6.28E+00	1.17E+00	5.60E-03	6.50E+00	6.50E+00	6.50E+00	6.50E+00	6.50E+00
Carbendazim	10605-21-7	Water	Estuarine	21	2.78E-01	2.88E-01	4.20E-03	1.15E-01	1.68E-01	3.97E-01	6.21E-01	1.01E+00
cefotaxime	63527-52-6	Water	Estuarine	5	5.93E-03	0.00E+00	5.93E-03	5.93E-03	5.93E-03	5.93E-03	5.93E-03	5.93E-03
Chlorantraniliprole	500008-45-7	Water	Estuarine	21	4.00E-03	1.78E-18	4.00E-03	4.00E-03	4.00E-03	4.00E-03	4.00E-03	4.00E-03
CHLOROTHALONIL	1897-45-6	Water	Estuarine	133	1.15E+01	2.71E+00	8.00E-04	1.21E+01	1.21E+01	1.21E+01	1.21E+01	1.21E+01
Chlorpyrifos-methyl	5598-13-0	Water	Estuarine	10	1.15E-02	1.83E-18	1.15E-02	1.15E-02	1.15E-02	1.15E-02	1.15E-02	1.15E-02
cimetidine	51481-61-9	Water	Estuarine	19	2.67E-02	4.25E-02	1.32E-03	1.32E-03	1.32E-03	4.79E-02	9.55E-02	1.39E-01
ciprofloxacin	85721-33-1	Water	Estuarine	19	1.10E-01	9.51E-02	1.44E-02	1.44E-02	9.10E-02	1.46E-01	2.54E-01	2.86E-01
clarithromycin	81103-11-9	Water	Estuarine	18	1.07E-01	1.03E-01	3.01E-03	2.01E-02	8.98E-02	1.56E-01	1.85E-01	4.17E-01
clinafloxacin	105956-97-6	Water	Estuarine	19	3.20E-02	1.43E-17	3.20E-02	3.20E-02	3.20E-02	3.20E-02	3.20E-02	3.20E-02
clonidine	4205-90-7	Water	Estuarine	19	3.14E-03	1.78E-18	3.14E-03	3.14E-03	3.14E-03	3.14E-03	3.14E-03	3.14E-03
clothianidin	210880-92-5	Water	Estuarine	147	2.39E-03	3.05E-18	2.39E-03	2.39E-03	2.39E-03	2.39E-03	2.39E-03	2.39E-03
cloxacillin	61-72-3	Water	Estuarine	5	1.18E-03	0.00E+00	1.18E-03	1.18E-03	1.18E-03	1.18E-03	1.18E-03	1.18E-03
cocaine	50-36-2	Water	Estuarine	17	7.94E-03	1.59E-02	3.62E-04	3.75E-04	1.46E-03	3.67E-03	2.59E-02	5.92E-02
codeine	76-57-3	Water	Estuarine	19	9.24E-02	8.40E-02	6.10E-03	6.10E-03	1.13E-01	1.54E-01	1.80E-01	2.62E-01
cotinine	486-56-6	Water	Estuarine	43	5.31E-02	8.26E-02	8.31E-03	2.80E-02	4.00E-02	4.00E-02	6.95E-02	5.55E-01
Cyazofamid	120116-88-3	Water	Estuarine	21	4.10E-03	1.78E-18	4.10E-03	4.10E-03	4.10E-03	4.10E-03	4.10E-03	4.10E-03
CYFLUTHRIN	68359-37-5	Water	Estuarine	144	5.13E+00	6.09E-01	1.82E-03	5.20E+00	5.20E+00	5.20E+00	5.20E+00	5.20E+00
Dechlorane 604 (total)	71245-27-7	Water	Estuarine	37	2.00E-04	1.37E-19	2.00E-04	2.00E-04	2.00E-04	2.00E-04	2.00E-04	2.00E-04
dehydronifedipine	67035-22-7	Water	Estuarine	19	8.50E-03	5.95E-03	5.68E-04	4.05E-03	8.56E-03	1.22E-02	1.45E-02	2.30E-02
deltamethrin	52918-63-5	Water	Estuarine	133	3.50E+00	0.00E+00	3.50E+00	3.50E+00	3.50E+00	3.50E+00	3.50E+00	3.50E+00
desmethyldiltiazem	86408-45-9	Water	Estuarine	19	2.95E-02	2.22E-02	2.16E-04	1.20E-02	2.71E-02	4.67E-02	5.51E-02	7.32E-02
Desulfinyflipronil Amide	1115248-09-3	Water	Estuarine	16	3.20E-03	8.96E-19	3.20E-03	3.20E-03	3.20E-03	3.20E-03	3.20E-03	3.20E-03
Di-2-ethylhexyl phthalate	117-81-7	Water	Estuarine	44	2.00E+00	0.00E+00	2.00E+00	2.00E+00	2.00E+00	2.00E+00	2.00E+00	2.00E+00
diazepam	439-14-5	Water	Estuarine	19	1.57E-03	1.15E-03	5.04E-04	5.04E-04	1.47E-03	2.05E-03	3.38E-03	3.68E-03
Diazoxon	962-58-3	Water	Estuarine	23	5.00E-03	1.77E-18	5.00E-03	5.00E-03	5.00E-03	5.00E-03	5.00E-03	5.00E-03
Dibromo-4-(1,2-dibromoethyl)cyclohexane, alpha-1,2-	N/A	Water	Estuarine	37	5.00E-04	3.30E-19	5.00E-04	5.00E-04	5.00E-04	5.00E-04	5.00E-04	5.00E-04
Dibromo-4-(1,2-dibromoethyl)cyclohexane, beta-1,2-	N/A	Water	Estuarine	37	5.00E-04	3.30E-19	5.00E-04	5.00E-04	5.00E-04	5.00E-04	5.00E-04	5.00E-04
Dibromo-4-(1,2-dibromoethyl)cyclohexane, gamma-1,2-	N/A	Water	Estuarine	37	6.00E-04	0.00E+00	6.00E-04	6.00E-04	6.00E-04	6.00E-04	6.00E-04	6.00E-04
Dibutyl phthalate	84-74-2	Water	Estuarine	20	9.20E+00	1.82E-15	9.20E+00	9.20E+00	9.20E+00	9.20E+00	9.20E+00	9.20E+00
dicamba	1918-00-9; 2300-66-5; 25059-78-3	Water	Estuarine	146	1.20E-01	2.23E-16	1.20E-01	1.20E-01	1.20E-01	1.20E-01	1.20E-01	1.20E-01
Dichlorvos	62-73-7	Water	Estuarine	100	1.23E-02	2.50E-02	9.80E-03	9.80E-03	9.80E-03	9.80E-03	9.80E-03	2.60E-01
Diethyl phthalate	84-66-2	Water	Estuarine	43	3.92E-01	5.34E-02	5.00E-02	4.00E-01	4.00E-01	4.00E-01	4.00E-01	4.00E-01
Difenoconazole	119446-68-3	Water	Estuarine	43	1.05E+01	0.00E+00	1.05E+01	1.05E+01	1.05E+01	1.05E+01	1.05E+01	1.05E+01
digoxigenin	1672-46-4	Water	Estuarine	19	1.05E-01	0.00E+00	1.05E-01	1.05E-01	1.05E-01	1.05E-01	1.05E-01	1.05E-01
digoxin	20830-75-5	Water	Estuarine	19	1.23E-02	3.56E-18	1.23E-02	1.23E-02	1.23E-02	1.23E-02	1.23E-02	1.23E-02
diltiazem	42399-41-7	Water	Estuarine	19	1.04E-01	6.90E-02	4.04E-04	4.34E-02	1.29E-01	1.45E-01	1.70E-01	2.17E-01
Dimethyl phthalate	131-11-3	Water	Estuarine	20	9.20E+00	1.82E-15	9.20E+00	9.20E+00	9.20E+00	9.20E+00	9.20E+00	9.20E+00
dimethylxanthine, 1,7-	611-59-6	Water	Estuarine	5	1.45E-01	0.00E+00	1.45E-01	1.45E-01	1.45E-01	1.45E-01	1.45E-01	1.45E-01

Compound	CASNumber	Media	Type	count	mean	std	min	25%	50%	75%	90%	max
Di-n-octyl phthalate	117-84-0	Water	Estuarine	20	9.20E+00	1.82E-15	9.20E+00	9.20E+00	9.20E+00	9.20E+00	9.20E+00	9.20E+00
DINOTEFURAN	165252-70-0	Water	Estuarine	51	5.97E-03	9.90E-03	4.39E-03	4.39E-03	4.39E-03	4.39E-03	4.39E-03	7.49E-02
diphenhydramine	58-73-1	Water	Estuarine	19	2.63E-01	3.03E-01	1.11E-03	4.22E-02	1.17E-01	4.58E-01	6.86E-01	9.55E-01
diphenylhydrazine, 1,2-	122-66-7	Water	Estuarine	5	7.00E-01	0.00E+00	7.00E-01	7.00E-01	7.00E-01	7.00E-01	7.00E-01	7.00E-01
disulfoton	298-04-4	Water	Estuarine	51	1.00E-03	6.57E-19	1.00E-03	1.00E-03	1.00E-03	1.00E-03	1.00E-03	1.00E-03
Diuron	330-54-1	Water	Estuarine	201	1.53E-02	9.93E-03	2.20E-03	9.00E-03	1.00E-02	2.00E-02	3.00E-02	6.40E-02
enalapril	75847-73-3	Water	Estuarine	19	1.33E-03	2.95E-03	6.28E-04	6.28E-04	6.28E-04	6.28E-04	7.88E-04	1.35E-02
enrofloxacin	93106-60-6	Water	Estuarine	19	6.22E-03	2.30E-04	6.14E-03	6.14E-03	6.14E-03	6.14E-03	6.27E-03	6.95E-03
erythromycin	114-07-8	Water	Estuarine	19	3.39E-02	2.29E-02	9.70E-04	1.87E-02	3.42E-02	4.60E-02	5.89E-02	7.93E-02
fipronil	120068-37-3	Water	Estuarine	146	2.66E+00	7.98E-01	1.40E-03	2.90E+00	2.90E+00	2.90E+00	2.90E+00	2.90E+00
Fipronil-desulfinyl	205650-65-3	Water	Estuarine	146	1.48E+00	4.22E-01	1.00E-03	1.60E+00	1.60E+00	1.60E+00	1.60E+00	1.60E+00
Fipronil-sulfide	120067-83-6	Water	Estuarine	146	1.76E+00	2.56E-01	4.25E-03	1.80E+00	1.80E+00	1.80E+00	1.80E+00	1.80E+00
Fipronil-sulfone	120068-36-2	Water	Estuarine	146	3.33E+00	7.49E-01	6.00E-04	3.50E+00	3.50E+00	3.50E+00	3.50E+00	3.50E+00
Flonicamid	158062-67-0	Water	Estuarine	21	3.40E-03	4.44E-19	3.40E-03	3.40E-03	3.40E-03	3.40E-03	3.40E-03	3.40E-03
Fluazinam	79622-59-6	Water	Estuarine	43	4.40E+00	2.70E-15	4.40E+00	4.40E+00	4.40E+00	4.40E+00	4.40E+00	4.40E+00
Fludioxonil	131341-86-1	Water	Estuarine	43	7.30E+00	6.29E-15	7.30E+00	7.30E+00	7.30E+00	7.30E+00	7.30E+00	7.30E+00
flumequine	42835-25-6	Water	Estuarine	19	3.01E-03	8.91E-19	3.01E-03	3.01E-03	3.01E-03	3.01E-03	3.01E-03	3.01E-03
fluocinonide	356-12-7	Water	Estuarine	19	8.66E-03	0.00E+00	8.66E-03	8.66E-03	8.66E-03	8.66E-03	8.66E-03	8.66E-03
fluoxetine	54910-89-3	Water	Estuarine	19	2.60E-02	2.19E-02	3.01E-03	8.76E-03	2.38E-02	3.45E-02	4.61E-02	9.12E-02
fluticasone propionate	80474-14-2	Water	Estuarine	19	4.56E-03	1.15E-03	2.67E-03	4.21E-03	4.21E-03	4.21E-03	6.33E-03	7.61E-03
FLUTOLANIL	66332-96-5	Water	Estuarine	26	4.40E-03	0.00E+00	4.40E-03	4.40E-03	4.40E-03	4.40E-03	4.40E-03	4.40E-03
FLUVALINATE	69409-94-5	Water	Estuarine	125	5.26E+00	4.74E-01	5.17E-04	5.30E+00	5.30E+00	5.30E+00	5.30E+00	5.30E+00
Fluxapyroxad	907204-31-3	Water	Estuarine	23	4.80E-03	0.00E+00	4.80E-03	4.80E-03	4.80E-03	4.80E-03	4.80E-03	4.80E-03
furosemide	54-31-9	Water	Estuarine	19	4.97E-01	3.93E-01	8.03E-02	1.43E-01	5.35E-01	6.96E-01	9.50E-01	1.36E+00
gamma-cyhalothrin	76703-62-3	Water	Estuarine	7	1.40E-03	2.38E-03	5.00E-04	5.00E-04	5.00E-04	5.00E-04	3.02E-03	6.80E-03
gemfibrozil	25812-30-0	Water	Estuarine	19	3.84E-01	5.73E-01	5.22E-03	1.06E-02	2.70E-02	8.25E-01	1.01E+00	2.05E+00
glipizide	29094-61-9	Water	Estuarine	19	1.79E-02	1.31E-02	1.20E-02	1.20E-02	1.20E-02	1.66E-02	2.74E-02	6.60E-02
glyburide	10238-21-8	Water	Estuarine	19	7.12E-03	2.06E-03	6.02E-03	6.02E-03	6.02E-03	7.44E-03	8.67E-03	1.44E-02
glyphosate	1071-83-6	Water	Estuarine	162	1.81E+00	8.93E-01	1.70E+00	1.70E+00	1.70E+00	1.70E+00	1.70E+00	1.20E+01
Hexabromobenzene	87-82-1	Water	Estuarine	37	2.00E-04	1.37E-19	2.00E-04	2.00E-04	2.00E-04	2.00E-04	2.00E-04	2.00E-04
Hexabromocyclododecane, alpha-	134237-50-6/678970-15-5	Water	Estuarine	37	2.00E-04	1.37E-19	2.00E-04	2.00E-04	2.00E-04	2.00E-04	2.00E-04	2.00E-04
Hexabromocyclododecane, beta-	134237-51-7/138257-18-8	Water	Estuarine	37	2.00E-04	1.37E-19	2.00E-04	2.00E-04	2.00E-04	2.00E-04	2.00E-04	2.00E-04
Hexabromocyclododecane, gamma-	134237-52-8/678970-17-7	Water	Estuarine	37	2.00E-04	1.37E-19	2.00E-04	2.00E-04	2.00E-04	2.00E-04	2.00E-04	2.00E-04
Hexachlorocyclopentadienyldibromocyclooctane	51936-55-1	Water	Estuarine	37	3.00E-04	0.00E+00	3.00E-04	3.00E-04	3.00E-04	3.00E-04	3.00E-04	3.00E-04
Hexazinon	51235-04-2	Water	Estuarine	201	1.89E-02	4.84E-02	7.90E-03	8.40E-03	9.30E-03	1.38E-02	1.70E-02	6.04E-01
hydrochlorothiazide	58-93-5	Water	Estuarine	19	4.12E-01	3.00E-01	4.01E-02	1.43E-01	3.77E-01	5.80E-01	8.68E-01	9.65E-01
hydrocodone	125-29-1	Water	Estuarine	19	5.87E-02	5.28E-02	3.14E-03	5.15E-03	5.22E-02	9.30E-02	1.02E-01	2.07E-01
hydrocortisone	50-23-7	Water	Estuarine	19	1.20E-01	7.13E-17	1.20E-01	1.20E-01	1.20E-01	1.20E-01	1.20E-01	1.20E-01
ibuprofen	15687-27-1	Water	Estuarine	19	1.57E-01	3.76E-01	3.01E-02	3.01E-02	3.01E-02	3.40E-02	2.56E-01	1.33E+00

Compound	CASNumber	Media	Type	count	mean	std	min	25%	50%	75%	90%	max
Imidacloprid	138261-41-3	Water	Estuarine	158	1.15E-02	4.86E-02	1.30E-03	2.36E-03	2.36E-03	3.00E-03	4.14E-03	4.81E-01
Indole	120-72-9	Water	Estuarine	24	2.00E-02	7.09E-18	2.00E-02	2.00E-02	2.00E-02	2.00E-02	2.00E-02	2.00E-02
Indoxacarb	173584-44-6	Water	Estuarine	23	4.90E-03	0.00E+00	4.90E-03	4.90E-03	4.90E-03	4.90E-03	4.90E-03	4.90E-03
Iprodione	36734-19-7	Water	Estuarine	136	8.19E+00	2.03E+00	5.00E-03	8.70E+00	8.70E+00	8.70E+00	8.70E+00	8.70E+00
Isoborneol	124-76-5	Water	Estuarine	24	4.50E-02	1.42E-17	4.50E-02	4.50E-02	4.50E-02	4.50E-02	4.50E-02	4.50E-02
L-Domoic acid	14277-97-5	Water	Estuarine	72	3.20E-02	1.66E-02	8.00E-04	3.30E-02	3.30E-02	3.30E-02	3.30E-02	1.52E-01
Limonene, d-	5989-27-5	Water	Estuarine	24	8.00E-02	2.84E-17	8.00E-02	8.00E-02	8.00E-02	8.00E-02	8.00E-02	8.00E-02
lincomycin	154-21-2	Water	Estuarine	19	6.23E-03	2.84E-04	6.16E-03	6.16E-03	6.16E-03	6.16E-03	6.16E-03	7.40E-03
Linuron	330-55-2	Water	Estuarine	160	1.68E-02	6.62E-03	1.63E-02	1.63E-02	1.63E-02	1.63E-02	1.63E-02	1.00E-01
lomefloxacin	98079-51-7	Water	Estuarine	19	1.28E-02	3.56E-18	1.28E-02	1.28E-02	1.28E-02	1.28E-02	1.28E-02	1.28E-02
Malaoxon	1634-78-2	Water	Estuarine	13	5.00E-03	9.03E-19	5.00E-03	5.00E-03	5.00E-03	5.00E-03	5.00E-03	5.00E-03
malathion	121-75-5	Water	Estuarine	75	1.56E-02	5.57E-02	3.70E-03	3.70E-03	3.70E-03	3.70E-03	3.70E-03	3.20E-01
Mandipropamid	374726-62-2	Water	Estuarine	21	3.30E-03	1.33E-18	3.30E-03	3.30E-03	3.30E-03	3.30E-03	3.30E-03	3.30E-03
Menthol	1490-04-6	Water	Estuarine	24	1.60E-01	5.67E-17	1.60E-01	1.60E-01	1.60E-01	1.60E-01	1.60E-01	1.60E-01
meprobamate	57-53-4	Water	Estuarine	19	1.91E-01	2.09E-01	6.23E-03	5.92E-02	1.62E-01	2.27E-01	2.84E-01	9.59E-01
Metconazole	125116-23-6	Water	Estuarine	136	1.15E+01	0.00E+00	1.15E+01	1.15E+01	1.15E+01	1.15E+01	1.15E+01	1.15E+01
metformin	657-24-9	Water	Estuarine	14	1.23E+01	2.55E+01	3.13E-01	8.25E-01	2.62E+00	8.24E+00	2.36E+01	9.69E+01
Methoxyfenozone	161050-58-4	Water	Estuarine	23	5.97E-03	1.57E-02	2.70E-03	2.70E-03	2.70E-03	2.70E-03	2.70E-03	7.80E-02
Methyl salicylate	119-36-8	Water	Estuarine	24	4.00E-02	1.42E-17	4.00E-02	4.00E-02	4.00E-02	4.00E-02	4.00E-02	4.00E-02
Methylindole, 3-	83-34-1	Water	Estuarine	24	1.96E-02	2.04E-03	1.00E-02	2.00E-02	2.00E-02	2.00E-02	2.00E-02	2.00E-02
methylprednisolone	83-43-2	Water	Estuarine	19	5.27E-03	1.78E-18	5.27E-03	5.27E-03	5.27E-03	5.27E-03	5.27E-03	5.27E-03
Metolachlor	51218-45-2	Water	Estuarine	225	2.00E-02	7.25E-03	5.30E-03	2.00E-02	2.00E-02	2.00E-02	2.00E-02	9.55E-02
metoprolol	51384-51-1	Water	Estuarine	19	3.75E-01	2.49E-01	1.66E-03	1.88E-01	4.44E-01	5.29E-01	6.68E-01	7.51E-01
miconazole	22916-47-8	Water	Estuarine	17	3.30E-03	4.10E-04	3.01E-03	3.01E-03	3.01E-03	3.65E-03	3.98E-03	4.04E-03
Microcystin LA	96180-79-9	Water	Estuarine	89	1.53E-01	1.45E-02	2.00E-02	1.55E-01	1.55E-01	1.55E-01	1.55E-01	1.55E-01
Microcystin LR	101043-37-2	Water	Estuarine	89	1.28E-01	1.63E-02	1.26E-01	1.26E-01	1.26E-01	1.26E-01	1.26E-01	2.80E-01
Microcystin RR	111755-37-4	Water	Estuarine	92	5.00E-02	9.07E-17	5.00E-02	5.00E-02	5.00E-02	5.00E-02	5.00E-02	5.00E-02
Microcystin YR	101064-48-6	Water	Estuarine	92	1.03E-01	5.08E-03	5.60E-02	1.04E-01	1.04E-01	1.04E-01	1.04E-01	1.04E-01
MYCLOBUTANIL	88671-89-0	Water	Estuarine	136	3.95E+00	2.84E+00	3.00E-03	6.53E-02	6.00E+00	6.00E+00	6.00E+00	6.00E+00
naproxen	22204-53-1	Water	Estuarine	19	2.73E-01	7.07E-01	6.02E-03	1.12E-02	2.47E-02	6.25E-02	6.07E-01	2.34E+00
N-EtFOSA	4151-50-2	Water	Estuarine	16	2.95E-03	4.48E-19	2.95E-03	2.95E-03	2.95E-03	2.95E-03	2.95E-03	2.95E-03
N-MeFOSA	31506-32-8	Water	Estuarine	16	6.43E-03	2.86E-04	5.36E-03	6.51E-03	6.51E-03	6.51E-03	6.51E-03	6.51E-03
Nodularin	118399-22-7	Water	Estuarine	66	3.70E-02	3.50E-17	3.70E-02	3.70E-02	3.70E-02	3.70E-02	3.70E-02	3.70E-02
norfloxacin	70458-96-7	Water	Estuarine	19	3.08E-02	3.56E-18	3.08E-02	3.08E-02	3.08E-02	3.08E-02	3.08E-02	3.08E-02
norfluoxetine	126924-38-7	Water	Estuarine	19	3.57E-03	2.90E-03	1.98E-03	1.98E-03	1.98E-03	4.71E-03	6.95E-03	1.18E-02
norgestimate	35189-28-7	Water	Estuarine	19	6.37E-03	0.00E+00	6.37E-03	6.37E-03	6.37E-03	6.37E-03	6.37E-03	6.37E-03
norverapamil	67018-85-3	Water	Estuarine	19	4.96E-03	4.04E-03	1.98E-04	1.21E-03	4.45E-03	7.56E-03	1.09E-02	1.19E-02
NTN33893 - desnitro olefine	N/A	Water	Estuarine	2	8.10E-03	0.00E+00	8.10E-03	8.10E-03	8.10E-03	8.10E-03	8.10E-03	8.10E-03
NTN33893-olefine	115086-54-9; 27387-87-7	Water	Estuarine	2	4.43E-02	0.00E+00	4.43E-02	4.43E-02	4.43E-02	4.43E-02	4.43E-02	4.43E-02
NTN33893-urea	120868-66-8	Water	Estuarine	23	4.00E-03	2.66E-18	4.00E-03	4.00E-03	4.00E-03	4.00E-03	4.00E-03	4.00E-03
ofloxacin	82419-36-1	Water	Estuarine	19	1.55E-01	1.25E-01	3.55E-03	3.68E-02	1.54E-01	2.55E-01	3.17E-01	3.63E-01

Compound	CASNumber	Media	Type	count	mean	std	min	25%	50%	75%	90%	max
Okadaic acid	78111-17-8	Water	Estuarine	61	5.30E-02	3.50E-17	5.30E-02	5.30E-02	5.30E-02	5.30E-02	5.30E-02	5.30E-02
ormetoprim	6981-18-6	Water	Estuarine	19	1.20E-03	0.00E+00	1.20E-03	1.20E-03	1.20E-03	1.20E-03	1.20E-03	1.20E-03
Oryzalin	19044-88-3	Water	Estuarine	108	5.17E-01	3.21E-02	1.86E-01	5.20E-01	5.20E-01	5.20E-01	5.20E-01	5.20E-01
oxacillin	66-79-5	Water	Estuarine	5	2.89E-03	0.00E+00	2.89E-03	2.89E-03	2.89E-03	2.89E-03	2.89E-03	2.89E-03
OXADIAZON	19666-30-9	Water	Estuarine	155	2.13E-04	5.85E-04	6.09E-07	4.75E-05	1.26E-04	2.15E-04	4.26E-04	6.95E-03
oxolinic acid	14698-29-4	Water	Estuarine	14	5.18E-03	8.15E-05	5.16E-03	5.16E-03	5.16E-03	5.16E-03	5.16E-03	5.46E-03
oxycodone	76-42-6	Water	Estuarine	19	3.67E-02	2.55E-02	1.39E-03	1.44E-02	4.43E-02	5.38E-02	6.51E-02	8.06E-02
Paclobutrazol(PP333)	76738-62-0	Water	Estuarine	23	6.20E-03	8.87E-19	6.20E-03	6.20E-03	6.20E-03	6.20E-03	6.20E-03	6.20E-03
parathion	56-38-2	Water	Estuarine	10	1.65E-02	3.66E-18	1.65E-02	1.65E-02	1.65E-02	1.65E-02	1.65E-02	1.65E-02
paroxetine	61869-08-7	Water	Estuarine	19	5.31E-03	3.42E-04	4.38E-03	5.27E-03	5.27E-03	5.27E-03	5.43E-03	6.11E-03
PBB 101	67888-96-4	Water	Estuarine	37	2.00E-04	1.37E-19	2.00E-04	2.00E-04	2.00E-04	2.00E-04	2.00E-04	2.00E-04
PBDE 003	101-55-3	Water	Estuarine	17	9.20E+00	0.00E+00	9.20E+00	9.20E+00	9.20E+00	9.20E+00	9.20E+00	9.20E+00
PBDE 007	171977-44-9	Water	Estuarine	219	2.01E-06	1.49E-06	6.80E-08	9.61E-07	1.47E-06	3.02E-06	4.02E-06	8.14E-06
PBDE 008	147217-71-8	Water	Estuarine	218	1.09E-06	9.43E-07	6.99E-08	4.10E-07	7.63E-07	1.35E-06	2.44E-06	5.20E-06
PBDE 010	51930-04-2	Water	Estuarine	219	1.01E-07	1.57E-08	1.60E-08	1.00E-07	1.00E-07	1.00E-07	1.00E-07	2.14E-07
PBDE 012	189084-59-1	Water	Estuarine	213	1.67E-07	1.48E-07	3.00E-08	6.70E-08	1.14E-07	2.15E-07	3.26E-07	1.06E-06
PBDE 015	2050-47-7	Water	Estuarine	198	1.12E-06	7.58E-07	9.10E-08	5.85E-07	9.22E-07	1.43E-06	2.25E-06	3.40E-06
PBDE 017	147217-75-2	Water	Estuarine	216	6.90E-06	4.91E-06	5.89E-07	3.22E-06	5.51E-06	8.54E-06	1.41E-05	2.51E-05
PBDE 028	41318-75-6	Water	Estuarine	254	7.80E-05	5.18E-04	1.21E-07	1.12E-06	1.82E-06	3.08E-06	4.28E-06	5.30E-03
PBDE 030	155999-95-4	Water	Estuarine	219	1.31E-07	3.53E-08	2.00E-08	1.26E-07	1.26E-07	1.26E-07	1.26E-07	4.13E-07
PBDE 032	189084-60-4	Water	Estuarine	217	1.22E-07	6.65E-08	3.00E-08	1.07E-07	1.07E-07	1.07E-07	1.74E-07	5.91E-07
PBDE 035	147217-80-9	Water	Estuarine	194	1.19E-07	6.31E-08	1.40E-08	7.91E-08	7.91E-08	1.68E-07	2.19E-07	3.36E-07
PBDE 037	147217-81-0	Water	Estuarine	163	1.29E-07	8.85E-08	1.80E-08	8.17E-08	8.17E-08	1.67E-07	2.49E-07	5.30E-07
PBDE 047	5436-43-1	Water	Estuarine	256	3.08E-04	8.63E-04	7.79E-08	1.99E-05	3.27E-05	6.54E-05	6.60E-04	4.80E-03
PBDE 049	243982-82-3	Water	Estuarine	256	1.13E-04	5.16E-04	9.39E-08	1.93E-06	3.53E-06	7.10E-06	1.42E-05	3.90E-03
PBDE 051	189084-57-9	Water	Estuarine	214	8.08E-07	5.41E-07	4.42E-08	4.17E-07	6.86E-07	1.11E-06	1.62E-06	2.54E-06
PBDE 066	189084-61-5	Water	Estuarine	216	9.98E-07	8.24E-07	1.83E-07	3.74E-07	7.44E-07	1.39E-06	2.28E-06	3.71E-06
PBDE 071	189084-62-6	Water	Estuarine	215	6.69E-07	5.59E-07	9.70E-08	2.45E-07	4.69E-07	9.84E-07	1.56E-06	3.03E-06
PBDE 075	189084-63-7	Water	Estuarine	205	9.53E-08	6.35E-08	1.30E-08	7.39E-08	7.39E-08	8.40E-08	1.65E-07	5.34E-07
PBDE 077	93703-48-1	Water	Estuarine	219	4.40E-08	9.69E-09	7.00E-09	4.44E-08	4.44E-08	4.44E-08	4.44E-08	1.41E-07
PBDE 079	446254-48-4	Water	Estuarine	162	1.90E-07	2.13E-07	3.70E-08	7.80E-08	7.80E-08	2.17E-07	4.20E-07	1.06E-06
PBDE 085	182346-21-0	Water	Estuarine	175	6.49E-07	5.34E-07	1.86E-07	2.54E-07	4.77E-07	7.90E-07	1.19E-06	3.84E-06
PBDE 099	60348-60-9	Water	Estuarine	162	4.70E-04	1.98E-03	1.09E-07	1.08E-05	1.96E-05	3.83E-05	1.40E-03	2.24E-02
PBDE 100	189084-64-8	Water	Estuarine	201	1.15E-05	3.65E-05	8.01E-08	2.41E-06	4.77E-06	9.13E-06	1.61E-05	3.26E-04
PBDE 105	373594-78-6	Water	Estuarine	199	1.80E-07	1.28E-09	1.80E-07	1.80E-07	1.80E-07	1.80E-07	1.80E-07	1.98E-07
PBDE 116	189084-65-9	Water	Estuarine	213	2.26E-07	4.59E-08	7.30E-08	2.25E-07	2.25E-07	2.25E-07	2.25E-07	5.69E-07
PBDE 119	189084-66-0	Water	Estuarine	208	1.52E-07	8.50E-08	3.20E-08	1.30E-07	1.30E-07	1.30E-07	2.33E-07	7.56E-07
PBDE 126	366791-32-4	Water	Estuarine	201	8.20E-08	1.03E-08	2.60E-08	8.36E-08	8.36E-08	8.36E-08	8.36E-08	1.49E-07
PBDE 128	182677-28-7	Water	Estuarine	217	2.99E-07	4.12E-08	4.00E-08	3.08E-07	3.08E-07	3.08E-07	3.08E-07	3.80E-07
PBDE 138	182677-30-1	Water	Estuarine	204	3.02E-07	2.05E-07	1.19E-07	2.00E-07	2.00E-07	3.51E-07	5.22E-07	2.09E-06
PBDE 140	243982-83-4	Water	Estuarine	179	1.17E-07	8.15E-08	4.80E-08	8.52E-08	8.52E-08	1.10E-07	1.98E-07	8.79E-07

Compound	CASNumber	Media	Type	count	mean	std	min	25%	50%	75%	90%	max
PBDE 153	68631-49-2	Water	Estuarine	155	1.95E-06	1.88E-06	2.14E-07	2.14E-07	1.50E-06	2.68E-06	4.31E-06	9.48E-06
PBDE 154	207122-15-4	Water	Estuarine	184	1.75E-06	1.66E-06	6.36E-08	5.53E-07	1.23E-06	2.41E-06	4.49E-06	6.64E-06
PBDE 155	35854-94-5	Water	Estuarine	186	2.37E-07	1.77E-07	2.60E-08	1.00E-07	1.88E-07	3.12E-07	4.91E-07	8.72E-07
PBDE 181	189084-67-1	Water	Estuarine	219	1.76E-07	5.99E-08	2.90E-08	1.73E-07	1.73E-07	1.73E-07	1.73E-07	6.91E-07
PBDE 183	207122-16-5	Water	Estuarine	118	1.89E-06	8.78E-06	1.71E-07	2.76E-07	3.94E-07	1.34E-06	2.09E-06	8.95E-05
PBDE 190	189084-68-2	Water	Estuarine	213	3.68E-07	3.46E-07	2.80E-08	3.15E-07	3.15E-07	3.15E-07	3.15E-07	3.66E-06
PBDE 196	446255-39-6	Water	Estuarine	37	3.00E-04	0.00E+00	3.00E-04	3.00E-04	3.00E-04	3.00E-04	3.00E-04	3.00E-04
PBDE 197	117964-21-3	Water	Estuarine	86	2.98E-06	4.77E-06	3.10E-07	1.43E-06	1.43E-06	1.83E-06	7.17E-06	3.16E-05
PBDE 201	446255-50-1	Water	Estuarine	37	3.00E-04	0.00E+00	3.00E-04	3.00E-04	3.00E-04	3.00E-04	3.00E-04	3.00E-04
PBDE 202	67797-09-5	Water	Estuarine	37	3.00E-04	2.36E-05	2.00E-04	3.00E-04	3.00E-04	3.00E-04	3.00E-04	4.00E-04
PBDE 203	337513-72-1	Water	Estuarine	85	2.70E-06	6.70E-06	2.49E-07	8.21E-07	8.21E-07	1.65E-06	3.72E-06	3.97E-05
PBDE 205	446255-56-7	Water	Estuarine	115	3.34E-07	3.54E-08	8.00E-08	3.38E-07	3.38E-07	3.38E-07	3.38E-07	4.57E-07
PBDE 206	63387-28-0	Water	Estuarine	108	1.07E-05	1.84E-05	1.00E-06	1.00E-06	2.36E-06	1.28E-05	2.95E-05	9.78E-05
PBDE 207	437701-79-6	Water	Estuarine	94	1.74E-05	2.63E-05	5.78E-07	5.78E-07	3.55E-06	2.26E-05	5.56E-05	1.19E-04
PBDE 208	437701-78-5	Water	Estuarine	116	1.03E-05	1.64E-05	7.69E-07	1.03E-06	1.70E-06	1.00E-05	3.81E-05	7.21E-05
PBDE 209	1163-19-5	Water	Estuarine	107	1.21E-04	1.79E-04	4.58E-06	4.58E-06	3.18E-05	1.57E-04	3.50E-04	9.00E-04
Pendimethalin	40487-42-1	Water	Estuarine	142	2.17E+00	5.26E-01	7.20E-03	2.30E+00	2.30E+00	2.30E+00	2.30E+00	2.30E+00
penicillin g	61-33-6	Water	Estuarine	5	1.19E-03	0.00E+00	1.19E-03	1.19E-03	1.19E-03	1.19E-03	1.19E-03	1.19E-03
penicillin v	87-08-1	Water	Estuarine	16	5.96E-03	1.79E-18	5.96E-03	5.96E-03	5.96E-03	5.96E-03	5.96E-03	5.96E-03
Penoxsulam	219714-96-2	Water	Estuarine	21	3.50E-03	1.78E-18	3.50E-03	3.50E-03	3.50E-03	3.50E-03	3.50E-03	3.50E-03
Pentabromobenzene	608-90-2	Water	Estuarine	37	2.00E-04	1.37E-19	2.00E-04	2.00E-04	2.00E-04	2.00E-04	2.00E-04	2.00E-04
Pentabromobenzyl acrylate	59447-55-1	Water	Estuarine	37	2.00E-04	1.37E-19	2.00E-04	2.00E-04	2.00E-04	2.00E-04	2.00E-04	2.00E-04
Pentabromoethylbenzene	85-22-3	Water	Estuarine	37	2.00E-04	1.37E-19	2.00E-04	2.00E-04	2.00E-04	2.00E-04	2.00E-04	2.00E-04
Penthiopyrad	183675-82-3	Water	Estuarine	21	6.00E-04	0.00E+00	6.00E-04	6.00E-04	6.00E-04	6.00E-04	6.00E-04	6.00E-04
PFBA	375-22-4	Water	Estuarine	20	6.71E-03	1.39E-02	9.99E-04	9.99E-04	1.27E-03	4.60E-03	1.67E-02	6.22E-02
PFBS	375-73-5	Water	Estuarine	20	2.60E-03	1.63E-03	2.00E-03	2.00E-03	2.00E-03	2.00E-03	3.98E-03	7.89E-03
PFDA	335-76-2	Water	Estuarine	20	4.56E-03	7.72E-03	9.97E-04	9.97E-04	9.97E-04	2.71E-03	1.26E-02	2.91E-02
PFDoA	307-55-1	Water	Estuarine	20	1.05E-03	1.57E-04	9.97E-04	9.97E-04	9.97E-04	9.97E-04	1.18E-03	1.66E-03
PFHpA	375-85-9	Water	Estuarine	20	7.40E-03	1.56E-02	9.97E-04	9.97E-04	1.26E-03	3.52E-03	2.26E-02	6.68E-02
PFHxA	307-24-4	Water	Estuarine	20	1.59E-02	4.89E-02	9.97E-04	1.28E-03	2.19E-03	4.27E-03	2.45E-02	2.21E-01
PFHxS	355-46-4	Water	Estuarine	20	3.51E-03	3.22E-03	2.01E-03	2.01E-03	2.01E-03	2.55E-03	9.71E-03	1.26E-02
PFNA	375-95-1	Water	Estuarine	20	4.35E-03	6.68E-03	9.95E-04	9.97E-04	1.09E-03	3.15E-03	1.55E-02	2.35E-02
PFOA	335-67-1	Water	Estuarine	20	1.48E-02	2.44E-02	9.97E-04	1.73E-03	3.95E-03	1.05E-02	6.63E-02	7.56E-02
PFOS	1763-23-1	Water	Estuarine	20	7.06E-03	9.71E-03	2.00E-03	2.00E-03	3.74E-03	6.31E-03	1.42E-02	4.43E-02
PFOSA	754-91-6	Water	Estuarine	20	1.00E-03	2.09E-05	9.97E-04	9.97E-04	9.97E-04	9.97E-04	9.97E-04	1.09E-03
PFPeA	2706-90-3	Water	Estuarine	20	9.09E-03	3.34E-02	9.97E-04	9.97E-04	1.13E-03	1.65E-03	3.58E-03	1.51E-01
PFUnA	2058-94-8	Water	Estuarine	20	1.42E-03	1.06E-03	9.97E-04	9.97E-04	9.97E-04	1.09E-03	1.99E-03	4.73E-03
phenothrin	26002-80-2	Water	Estuarine	133	5.10E+00	1.25E-14	5.10E+00	5.10E+00	5.10E+00	5.10E+00	5.10E+00	5.10E+00
Polyoxyethylene branched-C9-alkylphenol (mixture)	68412-54-4	Water	Estuarine	24	1.00E-01	2.84E-17	1.00E-01	1.00E-01	1.00E-01	1.00E-01	1.00E-01	1.00E-01
prednisolone	50-24-8	Water	Estuarine	19	8.66E-03	0.00E+00	8.66E-03	8.66E-03	8.66E-03	8.66E-03	8.66E-03	8.66E-03
prednisone	53-03-2	Water	Estuarine	19	3.22E-02	0.00E+00	3.22E-02	3.22E-02	3.22E-02	3.22E-02	3.22E-02	3.22E-02

Compound	CASNumber	Media	Type	count	mean	std	min	25%	50%	75%	90%	max
Prodiamine	29091-21-2	Water	Estuarine	32	1.00E-02	3.52E-18	1.00E-02	1.00E-02	1.00E-02	1.00E-02	1.00E-02	1.00E-02
promethazine	60-87-7	Water	Estuarine	19	7.62E-04	2.23E-19	7.62E-04	7.62E-04	7.62E-04	7.62E-04	7.62E-04	7.62E-04
PROPICONAZOLE	60207-90-1	Water	Estuarine	136	7.70E+00	2.91E+00	3.00E-03	8.80E+00	8.80E+00	8.80E+00	8.80E+00	8.80E+00
propoxyphene	469-62-5	Water	Estuarine	19	1.46E-03	3.51E-03	4.07E-04	4.57E-04	4.57E-04	7.36E-04	1.39E-03	1.58E-02
propranolol	525-66-6	Water	Estuarine	19	4.56E-02	3.23E-02	2.64E-03	1.73E-02	4.76E-02	6.94E-02	8.28E-02	1.06E-01
Propyzamide	23950-58-5	Water	Estuarine	133	2.58E-01	1.37E+00	2.20E-03	5.00E-03	5.00E-03	2.24E-02	2.74E-01	1.40E+01
Pyraclostrobin	175013-18-0	Water	Estuarine	137	2.38E+00	1.09E+00	1.00E-03	2.90E+00	2.90E+00	2.90E+00	2.90E+00	2.90E+00
Pyriproxyfen	95737-68-1	Water	Estuarine	23	5.20E-03	1.77E-18	5.20E-03	5.20E-03	5.20E-03	5.20E-03	5.20E-03	5.20E-03
ranitidine	66357-35-5	Water	Estuarine	5	1.78E-03	0.00E+00	1.78E-03	1.78E-03	1.78E-03	1.78E-03	1.78E-03	1.78E-03
Resmethrin	10453-86-8	Water	Estuarine	134	5.70E+00	9.81E-15	5.70E+00	5.70E+00	5.70E+00	5.70E+00	5.70E+00	5.70E+00
roxithromycin	80214-83-1	Water	Estuarine	18	3.99E-03	5.65E-03	6.60E-04	6.60E-04	2.96E-03	4.95E-03	6.05E-03	2.52E-02
RPA 200766	205650-69-7	Water	Estuarine	3	1.60E-03	0.00E+00	1.60E-03	1.60E-03	1.60E-03	1.60E-03	1.60E-03	1.60E-03
sarafloxacin	98105-99-8	Water	Estuarine	19	3.01E-02	7.13E-18	3.01E-02	3.01E-02	3.01E-02	3.01E-02	3.01E-02	3.01E-02
Saxitoxin	35523-89-8	Water	Estuarine	25	1.50E-02	8.85E-18	1.50E-02	1.50E-02	1.50E-02	1.50E-02	1.50E-02	1.50E-02
sertraline	79617-96-2	Water	Estuarine	19	2.09E-02	1.67E-02	6.81E-04	5.13E-03	2.23E-02	3.18E-02	4.04E-02	5.16E-02
Simazine	122-34-9	Water	Estuarine	293	1.57E-01	9.41E-02	7.80E-03	2.10E-02	2.20E-01	2.20E-01	2.20E-01	2.20E-01
simvastatin	79902-63-9	Water	Estuarine	19	2.64E-02	1.07E-17	2.64E-02	2.64E-02	2.64E-02	2.64E-02	2.64E-02	2.64E-02
sitosterol, beta-	83-46-5	Water	Estuarine	24	2.35E+00	2.45E-01	1.20E+00	2.40E+00	2.40E+00	2.40E+00	2.40E+00	2.40E+00
stigmastanol, beta	19466-47-8	Water	Estuarine	13	1.70E+00	4.62E-16	1.70E+00	1.70E+00	1.70E+00	1.70E+00	1.70E+00	1.70E+00
sulfachloropyridazine	80-32-0	Water	Estuarine	18	3.01E-03	8.93E-19	3.01E-03	3.01E-03	3.01E-03	3.01E-03	3.01E-03	3.01E-03
sulfadiazine	68-35-9	Water	Estuarine	18	4.84E-03	3.23E-03	3.01E-03	3.01E-03	3.01E-03	6.12E-03	9.62E-03	1.30E-02
sulfadimethoxine	122-11-2	Water	Estuarine	18	2.68E-03	5.51E-03	6.08E-04	6.08E-04	6.08E-04	6.08E-04	8.11E-03	2.23E-02
sulfamerazine	127-79-7	Water	Estuarine	18	1.59E-03	6.69E-19	1.60E-03	1.60E-03	1.60E-03	1.60E-03	1.60E-03	1.60E-03
sulfamethazine	57-68-1	Water	Estuarine	18	2.63E-03	4.46E-19	2.63E-03	2.63E-03	2.63E-03	2.63E-03	2.63E-03	2.63E-03
sulfamethizole	144-82-1	Water	Estuarine	18	2.02E-03	3.39E-03	1.22E-03	1.22E-03	1.22E-03	1.22E-03	1.22E-03	1.56E-02
sulfamethoxazole	723-46-6	Water	Estuarine	18	3.33E-01	2.51E-01	2.38E-03	9.73E-02	3.25E-01	5.36E-01	6.23E-01	7.53E-01
sulfanilamide	63-74-1	Water	Estuarine	15	5.61E-02	4.78E-02	2.98E-02	2.98E-02	2.98E-02	6.60E-02	1.11E-01	1.94E-01
sulfathiazole	72-14-0	Water	Estuarine	18	3.17E-03	5.47E-04	3.04E-03	3.04E-03	3.04E-03	3.04E-03	3.08E-03	5.36E-03
Tebuconazole	107534-96-3	Water	Estuarine	136	1.01E+01	1.23E+00	3.00E-03	1.02E+01	1.02E+01	1.02E+01	1.02E+01	1.02E+01
Tetrabromo-o-chlorotoluene	39569-21-6	Water	Estuarine	37	4.00E-04	2.75E-19	4.00E-04	4.00E-04	4.00E-04	4.00E-04	4.00E-04	4.00E-04
Tetrabromo-p-xylene	23488-38-2	Water	Estuarine	37	4.00E-04	2.75E-19	4.00E-04	4.00E-04	4.00E-04	4.00E-04	4.00E-04	4.00E-04
Tetramethrin	7696-12-0	Water	Estuarine	133	2.90E+00	5.35E-15	2.90E+00	2.90E+00	2.90E+00	2.90E+00	2.90E+00	2.90E+00
thiabendazole	148-79-8	Water	Estuarine	40	1.64E-02	1.91E-02	2.53E-03	3.60E-03	3.60E-03	2.88E-02	4.64E-02	7.20E-02
tonalide	21145-77-7	Water	Estuarine	24	2.00E-02	7.09E-18	2.00E-02	2.00E-02	2.00E-02	2.00E-02	2.00E-02	2.00E-02
trenbolone	10161-33-8	Water	Estuarine	19	5.27E-03	1.78E-18	5.27E-03	5.27E-03	5.27E-03	5.27E-03	5.27E-03	5.27E-03
trenbolone acetate	10161-34-9	Water	Estuarine	19	6.29E-04	3.78E-04	5.42E-04	5.42E-04	5.42E-04	5.42E-04	5.42E-04	2.19E-03
Triadimefon	43121-43-3	Water	Estuarine	43	8.90E+00	5.39E-15	8.90E+00	8.90E+00	8.90E+00	8.90E+00	8.90E+00	8.90E+00
triamterene	396-01-0	Water	Estuarine	19	1.04E-01	6.87E-02	1.07E-03	5.58E-02	1.19E-01	1.34E-01	1.79E-01	2.11E-01
Trichlorfon	52-68-6	Water	Estuarine	5	3.00E-02	0.00E+00	3.00E-02	3.00E-02	3.00E-02	3.00E-02	3.00E-02	3.00E-02
triclocarban	101-20-2	Water	Estuarine	19	1.72E-02	1.39E-02	6.02E-03	7.05E-03	1.11E-02	2.03E-02	4.40E-02	4.76E-02
triclosan	3380-34-5	Water	Estuarine	43	1.62E-01	1.52E-02	1.36E-01	1.60E-01	1.60E-01	1.60E-01	1.60E-01	2.45E-01

Compound	CASNumber	Media	Type	count	mean	std	min	25%	50%	75%	90%	max
Tricresyl phosphate (multiple isomers)	1330-78-5	Water	Estuarine	49	5.04E-03	1.22E-02	1.00E-04	4.00E-04	4.00E-04	2.50E-03	1.64E-02	6.10E-02
triethyl citrate	77-93-0	Water	Estuarine	24	1.79E-02	4.09E-03	1.00E-02	1.88E-02	2.00E-02	2.00E-02	2.00E-02	2.20E-02
Triethyl phosphate	78-40-0	Water	Estuarine	48	1.36E-03	3.04E-03	2.00E-04	2.00E-04	2.00E-04	2.00E-04	3.20E-03	1.53E-02
Trifloxystrobin	141517-21-7	Water	Estuarine	137	3.84E+00	4.64E-01	1.14E-02	3.90E+00	3.90E+00	3.90E+00	3.90E+00	3.90E+00
trifluralin	1582-09-8	Water	Estuarine	302	3.45E-01	1.24E-01	2.00E-04	3.90E-01	3.90E-01	3.90E-01	3.90E-01	4.53E-01
trimethoprim	738-70-5	Water	Estuarine	19	1.98E-01	2.02E-01	2.54E-03	2.16E-02	1.06E-01	3.96E-01	4.68E-01	5.68E-01
Tri-n-butyl phosphate	126-73-8	Water	Estuarine	73	3.55E-02	4.73E-02	2.00E-04	1.10E-02	1.80E-02	3.56E-02	1.04E-01	2.17E-01
Triphenyl phosphate	115-86-6	Water	Estuarine	73	5.90E-02	7.63E-02	4.00E-04	4.00E-04	3.41E-02	8.10E-02	1.42E-01	3.92E-01
Tripropyl phosphate	513-08-6	Water	Estuarine	49	5.33E-04	6.06E-04	1.00E-04	4.00E-04	4.00E-04	4.00E-04	4.60E-04	3.90E-03
Tris(1,3-dichloro-2-propyl) phosphate	13674-87-8	Water	Estuarine	73	8.70E-02	1.28E-01	4.00E-04	5.90E-03	3.43E-02	1.01E-01	2.26E-01	6.36E-01
Tris(2,3-dibromopropyl) phosphate	126-72-7	Water	Estuarine	144	2.15E-03	6.85E-03	8.00E-04	8.00E-04	8.00E-04	8.00E-04	8.00E-04	4.40E-02
Tris(2-butoxyethyl) phosphate	78-51-3	Water	Estuarine	73	4.97E-01	9.53E-01	5.00E-04	5.00E-04	4.10E-02	7.11E-01	1.77E+00	3.66E+00
Tris(2-chloroethyl) phosphate	115-96-8	Water	Estuarine	73	1.03E-01	1.39E-01	4.00E-04	7.28E-03	2.60E-02	2.03E-01	3.36E-01	4.75E-01
tris(2-chloroisopropyl) phosphate	13674-84-5	Water	Estuarine	49	1.00E+00	1.13E+00	3.20E-02	1.04E-01	3.43E-01	2.10E+00	2.86E+00	3.35E+00
Tris(2-ethylhexyl) phosphate	78-42-2	Water	Estuarine	49	3.05E-03	9.16E-03	4.00E-04	4.00E-04	4.00E-04	4.00E-04	5.42E-03	4.80E-02
Tris(2-isopropylphenyl) phosphate	64532-95-2	Water	Estuarine	49	1.07E-03	1.90E-03	4.00E-04	4.00E-04	4.00E-04	4.00E-04	2.54E-03	9.10E-03
Triton X-100 (mixture)	9002-93-1	Water	Estuarine	13	3.00E-01	5.78E-17	3.00E-01	3.00E-01	3.00E-01	3.00E-01	3.00E-01	3.00E-01
tylosin	1401-69-0	Water	Estuarine	18	1.72E-02	1.22E-02	1.18E-02	1.20E-02	1.20E-02	1.20E-02	3.04E-02	5.62E-02
valsartan	137862-53-4	Water	Estuarine	17	8.42E-01	1.18E+00	1.77E-02	3.22E-02	1.50E-01	1.21E+00	2.39E+00	4.02E+00
verapamil	52-53-9	Water	Estuarine	19	1.63E-02	1.50E-02	2.16E-04	4.47E-03	1.36E-02	2.00E-02	4.25E-02	4.54E-02
VINCLOZOLIN	50471-44-8	Water	Estuarine	90	4.89E+00	7.38E-01	6.40E-03	5.00E+00	5.00E+00	5.00E+00	5.00E+00	5.00E+00
virginiamycin	11006-76-1	Water	Estuarine	5	3.62E-03	4.85E-19	3.62E-03	3.62E-03	3.62E-03	3.62E-03	3.62E-03	3.62E-03
virginiamycin m1	21411-53-0	Water	Estuarine	14	6.15E-03	1.80E-18	6.15E-03	6.15E-03	6.15E-03	6.15E-03	6.15E-03	6.15E-03
warfarin	81-81-2	Water	Estuarine	19	3.11E-03	3.85E-04	3.01E-03	3.01E-03	3.01E-03	3.01E-03	3.04E-03	4.69E-03
PBDE 011	6903-63-5	Water	Estuarine	0	-	-	-	-	-	-	-	-
PBDE 013	83694-71-7	Water	Estuarine	0	-	-	-	-	-	-	-	-
PBDE 025	147217-77-4	Water	Estuarine	0	-	-	-	-	-	-	-	-
PBDE 033	147217-78-5	Water	Estuarine	0	-	-	-	-	-	-	-	-
PBDE 120	417727-71-0	Water	Estuarine	0	-	-	-	-	-	-	-	-
PBDE 166	63646-56-0	Water	Estuarine	0	-	-	-	-	-	-	-	-
Bifenthrin	82657-04-3	Water	Marine	743	4.59E-03	2.42E-02	5.50E-04	1.70E-03	1.70E-03	1.70E-03	1.70E-03	4.20E-01
CYFLUTHRIN	68359-37-5	Water	Marine	721	1.41E-03	1.85E-03	1.10E-03	1.10E-03	1.10E-03	1.10E-03	1.10E-03	2.50E-02
gamma-cyhalothrin	76703-62-3	Water	Marine	705	5.39E-04	5.55E-04	1.00E-04	5.00E-04	5.00E-04	5.00E-04	5.00E-04	1.40E-02
malathion	121-75-5	Water	Marine	693	2.20E-02	7.54E-02	3.70E-03	1.80E-02	1.80E-02	1.80E-02	1.80E-02	1.80E+00
Chlorpyrifos	2921-88-2	Water	Marine	659	1.82E-02	4.34E-03	1.80E-02	1.80E-02	1.80E-02	1.80E-02	1.80E-02	1.22E-01
diazinon	333-41-5	Water	Marine	659	1.41E-02	1.34E-03	1.40E-02	1.40E-02	1.40E-02	1.40E-02	1.40E-02	3.90E-02
parathion	56-38-2	Water	Marine	512	3.00E-03	3.65E-17	3.00E-03	3.00E-03	3.00E-03	3.00E-03	3.00E-03	3.00E-03
Chlorpyrifos-methyl	5598-13-0	Water	Marine	458	3.00E-03	2.78E-17	3.00E-03	3.00E-03	3.00E-03	3.00E-03	3.00E-03	3.00E-03
ALLETHRIN	584-79-2	Water	Marine	185	2.52E-03	2.27E-02	6.00E-04	8.50E-04	8.50E-04	8.50E-04	8.50E-04	3.10E-01
disulfoton	298-04-4	Water	Marine	181	1.00E-03	6.52E-19	1.00E-03	1.00E-03	1.00E-03	1.00E-03	1.00E-03	1.00E-03
permethrin	52645-53-1	Water	Marine	135	1.08E-02	2.81E-02	6.08E-04	3.00E-03	3.00E-03	5.94E-03	1.88E-02	2.25E-01

Compound	CASNumber	Media	Type	count	mean	std	min	25%	50%	75%	90%	max
Dichlorvos	62-73-7	Water	Marine	122	3.88E-03	9.69E-03	3.00E-03	3.00E-03	3.00E-03	3.00E-03	3.00E-03	1.10E-01
Di-2-ethylhexyl phthalate	117-81-7	Water	Marine	118	1.06E+00	1.81E+00	4.90E-02	1.00E+00	1.00E+00	1.00E+00	1.00E+00	2.00E+01
Diethyl phthalate	84-66-2	Water	Marine	115	1.29E+00	3.47E-01	5.60E-02	1.40E+00	1.40E+00	1.40E+00	1.40E+00	1.40E+00
Pendimethalin	40487-42-1	Water	Marine	114	9.61E-03	2.94E-02	5.00E-04	5.00E-04	5.00E-04	5.00E-04	1.53E-02	1.60E-01
Di-n-octyl phthalate	117-84-0	Water	Marine	109	1.00E+00	0.00E+00	1.00E+00	1.00E+00	1.00E+00	1.00E+00	1.00E+00	1.00E+00
Dibutyl phthalate	84-74-2	Water	Marine	109	1.44E+00	2.65E-01	1.20E-01	1.50E+00	1.50E+00	1.50E+00	1.50E+00	1.50E+00
Dimethyl phthalate	131-11-3	Water	Marine	109	1.30E+00	6.69E-16	1.30E+00	1.30E+00	1.30E+00	1.30E+00	1.30E+00	1.30E+00
Resmethrin	10453-86-8	Water	Marine	107	5.00E-03	3.49E-18	5.00E-03	5.00E-03	5.00E-03	5.00E-03	5.00E-03	5.00E-03
phenothrin	26002-80-2	Water	Marine	94	2.50E-03	9.90E-04	2.40E-03	2.40E-03	2.40E-03	2.40E-03	2.40E-03	1.20E-02
Metolachlor	51218-45-2	Water	Marine	72	7.60E-02	8.85E-02	4.00E-03	9.33E-03	1.83E-02	2.00E-01	2.00E-01	2.00E-01
fipronil	120068-37-3	Water	Marine	68	8.96E-03	1.16E-02	2.00E-03	2.00E-03	4.50E-03	1.10E-02	1.83E-02	6.00E-02
Azoxystrobin	131860-33-8	Water	Marine	67	8.88E-03	2.33E-02	1.00E-03	1.00E-03	4.70E-03	8.85E-03	1.58E-02	1.88E-01
Boscalid	188425-85-6	Water	Marine	67	9.89E-03	1.50E-02	1.40E-03	2.00E-03	3.20E-03	1.38E-02	1.92E-02	1.13E-01
Hexazinon	51235-04-2	Water	Marine	61	5.59E-02	4.45E-02	1.06E-02	2.03E-02	2.83E-02	1.17E-01	1.25E-01	1.34E-01
FLUVALINATE	69409-94-5	Water	Marine	58	5.00E-04	3.28E-19	5.00E-04	5.00E-04	5.00E-04	5.00E-04	5.00E-04	5.00E-04
Diuron	330-54-1	Water	Marine	57	1.49E-02	9.37E-03	1.80E-03	7.30E-03	1.37E-02	2.13E-02	2.87E-02	3.68E-02
PBDE 007	171977-44-9	Water	Marine	57	9.44E-07	1.07E-06	3.72E-07	3.72E-07	7.57E-07	9.37E-07	1.31E-06	7.91E-06
PBDE 008	147217-71-8	Water	Marine	57	7.45E-07	7.27E-07	3.58E-07	3.69E-07	4.92E-07	7.13E-07	1.42E-06	4.34E-06
PBDE 012	189084-59-1	Water	Marine	57	4.27E-07	2.88E-07	2.17E-07	3.25E-07	3.57E-07	3.57E-07	7.06E-07	2.17E-06
PBDE 015	2050-47-7	Water	Marine	57	3.59E-06	2.24E-06	3.25E-07	2.58E-06	3.31E-06	4.14E-06	5.75E-06	1.20E-05
PBDE 017	147217-75-2	Water	Marine	57	1.55E-05	2.09E-05	6.32E-07	5.77E-06	6.75E-06	1.07E-05	4.54E-05	1.17E-04
PBDE 028	41318-75-6	Water	Marine	57	3.36E-05	4.94E-05	4.33E-06	5.94E-06	6.80E-06	4.42E-05	1.09E-04	2.09E-04
PBDE 030	155999-95-4	Water	Marine	57	6.66E-07	6.41E-22	6.66E-07	6.66E-07	6.66E-07	6.66E-07	6.66E-07	6.66E-07
PBDE 032	189084-60-4	Water	Marine	57	5.63E-07	3.43E-07	5.18E-07	5.18E-07	5.18E-07	5.18E-07	5.18E-07	3.11E-06
PBDE 049	243982-82-3	Water	Marine	57	6.86E-05	1.04E-04	6.34E-06	9.42E-06	1.17E-05	9.51E-05	2.00E-04	4.19E-04
PBDE 051	189084-57-9	Water	Marine	57	6.59E-06	1.01E-05	3.71E-07	1.29E-06	1.61E-06	8.46E-06	1.88E-05	4.03E-05
PBDE 077	93703-48-1	Water	Marine	57	4.51E-07	3.00E-07	1.21E-07	3.94E-07	3.94E-07	3.94E-07	4.15E-07	1.88E-06
PBDE 079	446254-48-4	Water	Marine	57	2.05E-06	5.28E-06	3.78E-07	3.78E-07	3.78E-07	1.08E-06	4.54E-06	3.50E-05
PBDE 105	373594-78-6	Water	Marine	57	1.77E-06	1.96E-07	1.74E-06	1.74E-06	1.74E-06	1.74E-06	1.74E-06	3.22E-06
PBDE 128	182677-28-7	Water	Marine	57	2.17E-06	2.78E-06	1.80E-06	1.80E-06	1.80E-06	1.80E-06	1.80E-06	2.28E-05
PBDE 181	189084-67-1	Water	Marine	57	1.58E-06	1.11E-06	6.23E-07	1.46E-06	1.46E-06	1.46E-06	1.46E-06	9.71E-06
PBDE 126	366791-32-4	Water	Marine	54	7.68E-07	6.18E-07	1.39E-07	6.93E-07	6.93E-07	6.93E-07	6.93E-07	5.05E-06
PBDE 116	189084-65-9	Water	Marine	53	2.05E-06	3.98E-08	1.77E-06	2.06E-06	2.06E-06	2.06E-06	2.06E-06	2.06E-06
PBDE 190	189084-68-2	Water	Marine	53	6.86E-06	1.61E-05	4.36E-07	2.22E-06	2.22E-06	2.22E-06	1.42E-05	9.63E-05
PBDE 010	51930-04-2	Water	Marine	51	3.86E-07	7.23E-08	3.76E-07	3.76E-07	3.76E-07	3.76E-07	3.76E-07	8.92E-07
PBDE 047	5436-43-1	Water	Marine	51	1.35E-03	2.12E-03	1.26E-04	1.79E-04	2.18E-04	1.70E-03	3.59E-03	1.01E-02
PBDE 071	189084-62-6	Water	Marine	51	8.25E-06	1.29E-05	3.72E-07	1.21E-06	1.93E-06	9.99E-06	2.62E-05	4.80E-05
PBDE 066	189084-61-5	Water	Marine	50	5.59E-05	8.52E-05	3.76E-07	5.81E-06	7.87E-06	8.42E-05	1.50E-04	3.98E-04
PBDE 075	189084-63-7	Water	Marine	46	3.64E-06	5.67E-06	2.97E-07	3.74E-07	5.34E-07	4.96E-06	1.03E-05	1.99E-05
PBDE 183	207122-16-5	Water	Marine	46	1.03E-04	1.73E-04	8.86E-07	3.14E-06	5.34E-06	1.38E-04	4.08E-04	6.56E-04
PBDE 035	147217-80-9	Water	Marine	45	6.41E-07	1.98E-07	2.45E-07	4.43E-07	7.64E-07	7.64E-07	7.64E-07	8.88E-07

Compound	CASNumber	Media	Type	count	mean	std	min	25%	50%	75%	90%	max
PBDE 100	189084-64-8	Water	Marine	45	4.06E-04	5.93E-04	2.89E-05	4.10E-05	7.14E-05	7.47E-04	1.10E-03	2.38E-03
PBDE 085	182346-21-0	Water	Marine	44	8.27E-05	1.27E-04	4.53E-06	6.91E-06	1.43E-05	1.59E-04	2.24E-04	5.87E-04
PBDE 099	60348-60-9	Water	Marine	44	1.82E-03	2.73E-03	9.48E-05	1.39E-04	3.03E-04	3.29E-03	4.82E-03	1.15E-02
PBDE 153	68631-49-2	Water	Marine	44	2.01E-04	2.93E-04	1.16E-05	1.51E-05	3.43E-05	3.51E-04	5.68E-04	1.21E-03
PBDE 119	189084-66-0	Water	Marine	43	1.40E-05	2.48E-05	5.50E-07	1.41E-06	2.16E-06	1.78E-05	3.75E-05	1.17E-04
PBDE 138	182677-30-1	Water	Marine	42	3.04E-05	4.35E-05	1.19E-06	1.81E-06	2.94E-06	6.18E-05	8.79E-05	1.59E-04
PBDE 140	243982-83-4	Water	Marine	42	6.56E-06	1.28E-05	4.06E-07	8.37E-07	8.97E-07	6.85E-06	1.96E-05	6.95E-05
PBDE 154	207122-15-4	Water	Marine	42	1.57E-04	2.34E-04	9.69E-06	1.41E-05	2.08E-05	2.73E-04	4.86E-04	9.57E-04
PBDE 155	35854-94-5	Water	Marine	42	1.05E-05	1.73E-05	5.69E-07	9.95E-07	1.38E-06	1.68E-05	2.93E-05	8.53E-05
PBDE 203	337513-72-1	Water	Marine	41	1.46E-04	1.88E-04	2.14E-06	8.39E-06	2.39E-05	2.52E-04	4.16E-04	7.14E-04
PBDE 207	437701-79-6	Water	Marine	41	1.25E-03	1.70E-03	1.72E-06	5.33E-05	3.96E-04	2.19E-03	3.28E-03	7.06E-03
3,4-Dichloroaniline	95-76-1	Water	Marine	40	5.64E-03	3.05E-03	2.20E-03	3.83E-03	4.75E-03	6.80E-03	8.66E-03	1.56E-02
PBDE 206	63387-28-0	Water	Marine	40	1.03E-03	1.41E-03	3.14E-06	4.39E-05	2.53E-04	1.92E-03	2.71E-03	5.24E-03
CARBARYL	63-25-2	Water	Marine	37	1.13E-02	2.80E-03	1.00E-02	1.00E-02	1.00E-02	1.10E-02	1.48E-02	2.10E-02
Imidacloprid	138261-41-3	Water	Marine	37	7.94E-03	5.65E-03	1.30E-03	8.00E-03	8.00E-03	8.00E-03	8.00E-03	3.90E-02
PBDE 208	437701-78-5	Water	Marine	36	1.03E-03	1.21E-03	1.35E-05	7.96E-05	4.69E-04	1.85E-03	2.75E-03	4.63E-03
L-Domoic acid	14277-97-5	Water	Marine	35	2.54E-02	1.62E-02	8.00E-04	6.80E-03	3.30E-02	3.30E-02	3.30E-02	7.80E-02
PBDE 037	147217-81-0	Water	Marine	35	1.88E-06	1.96E-06	6.13E-07	7.02E-07	7.02E-07	2.75E-06	5.29E-06	8.51E-06
Simazine	122-34-9	Water	Marine	35	6.78E-02	3.88E-02	1.51E-02	3.30E-02	7.25E-02	9.64E-02	1.19E-01	1.40E-01
Fipronil-desulfinyl	205650-65-3	Water	Marine	31	2.93E-03	2.74E-03	5.00E-04	5.00E-04	2.00E-03	5.00E-03	7.00E-03	1.00E-02
Fipronil-sulfide	120067-83-6	Water	Marine	31	8.48E-04	1.25E-03	5.00E-04	5.00E-04	5.00E-04	5.00E-04	8.00E-04	6.00E-03
Fipronil-sulfone	120068-36-2	Water	Marine	31	7.75E-03	5.49E-03	5.00E-04	5.00E-03	7.00E-03	9.50E-03	1.40E-02	2.60E-02
PBDE 209	1163-19-5	Water	Marine	31	1.79E-02	1.97E-02	1.12E-04	6.88E-04	1.39E-02	2.62E-02	4.99E-02	6.93E-02
PROPICONAZOLE	60207-90-1	Water	Marine	31	4.17E-03	4.40E-03	3.00E-03	3.00E-03	3.00E-03	3.00E-03	3.00E-03	2.11E-02
Tetramethrin	7696-12-0	Water	Marine	26	4.96E-04	1.05E-03	2.00E-04	2.00E-04	2.00E-04	2.00E-04	2.00E-04	4.50E-03
Microcystin LA	96180-79-9	Water	Marine	20	1.55E-01	5.70E-17	1.55E-01	1.55E-01	1.55E-01	1.55E-01	1.55E-01	1.55E-01
Microcystin LR	101043-37-2	Water	Marine	20	1.26E-01	5.70E-17	1.26E-01	1.26E-01	1.26E-01	1.26E-01	1.26E-01	1.26E-01
Microcystin RR	111755-37-4	Water	Marine	20	5.00E-02	7.12E-18	5.00E-02	5.00E-02	5.00E-02	5.00E-02	5.00E-02	5.00E-02
Microcystin YR	101064-48-6	Water	Marine	20	1.04E-01	4.27E-17	1.04E-01	1.04E-01	1.04E-01	1.04E-01	1.04E-01	1.04E-01
Nodularin	118399-22-7	Water	Marine	20	3.70E-02	1.42E-17	3.70E-02	3.70E-02	3.70E-02	3.70E-02	3.70E-02	3.70E-02
Okadaic acid	78111-17-8	Water	Marine	20	5.30E-02	1.42E-17	5.30E-02	5.30E-02	5.30E-02	5.30E-02	5.30E-02	5.30E-02
Anatoxin a	64285-06-9,85514-42-7	Water	Marine	19	3.56E-01	2.54E-01	1.11E-01	1.11E-01	3.90E-01	5.45E-01	6.80E-01	7.70E-01
PBDE 205	446255-56-7	Water	Marine	19	5.63E-05	1.39E-20	5.63E-05	5.63E-05	5.63E-05	5.63E-05	5.63E-05	5.63E-05
Acetophenone	98-86-2	Water	Marine	16	4.00E-01	5.73E-17	4.00E-01	4.00E-01	4.00E-01	4.00E-01	4.00E-01	4.00E-01
Polyoxyethylene branched-C9-alkylphenol (mixture)	68412-54-4	Water	Marine	15	3.05E-01	5.68E-02	1.00E-01	3.20E-01	3.20E-01	3.20E-01	3.20E-01	3.20E-01
PBDE 197	117964-21-3	Water	Marine	11	2.07E-04	1.18E-04	3.06E-05	1.46E-04	1.94E-04	2.76E-04	3.28E-04	4.36E-04
Butyl benzyl phthalate	85-68-7	Water	Marine	7	8.53E-02	3.41E-02	5.10E-02	6.05E-02	7.30E-02	1.06E-01	1.28E-01	1.40E-01
2-(4-nonylphenoxy)ethanol	104-35-8	Water	Marine	6	1.60E+00	2.43E-16	1.60E+00	1.60E+00	1.60E+00	1.60E+00	1.60E+00	1.60E+00
2-[2-(4-nonylphenoxy)ethoxy]ethanol (mixture)	20427-84-3 (or 9016-45-9)	Water	Marine	6	3.20E+00	4.86E-16	3.20E+00	3.20E+00	3.20E+00	3.20E+00	3.20E+00	3.20E+00
4-n-Octylphenol	1806-26-4	Water	Marine	6	2.00E-01	3.04E-17	2.00E-01	2.00E-01	2.00E-01	2.00E-01	2.00E-01	2.00E-01

Compound	CASNumber	Media	Type	count	mean	std	min	25%	50%	75%	90%	max
4-nonylphenol	104-40-5	Water	Marine	6	1.35E+00	6.12E-01	1.00E-01	1.60E+00	1.60E+00	1.60E+00	1.60E+00	1.60E+00
4-tert-Octylphenol	140-66-9	Water	Marine	6	3.67E-01	8.16E-02	2.00E-01	4.00E-01	4.00E-01	4.00E-01	4.00E-01	4.00E-01
Atrazine	1912-24-9	Water	Marine	6	2.00E-01	3.04E-17	2.00E-01	2.00E-01	2.00E-01	2.00E-01	2.00E-01	2.00E-01
BROMACIL	314-40-9	Water	Marine	6	8.00E-01	1.22E-16	8.00E-01	8.00E-01	8.00E-01	8.00E-01	8.00E-01	8.00E-01
Camphor	76-22-2	Water	Marine	6	1.45E-01	8.53E-02	3.00E-02	8.00E-02	2.00E-01	2.00E-01	2.00E-01	2.00E-01
Indole	120-72-9	Water	Marine	6	7.00E-02	7.27E-02	1.00E-02	2.50E-02	4.00E-02	9.25E-02	1.55E-01	2.00E-01
Isoborneol	124-76-5	Water	Marine	6	2.00E-01	3.04E-17	2.00E-01	2.00E-01	2.00E-01	2.00E-01	2.00E-01	2.00E-01
Limonene, d-	5989-27-5	Water	Marine	6	2.00E-01	3.04E-17	2.00E-01	2.00E-01	2.00E-01	2.00E-01	2.00E-01	2.00E-01
Menthol	1490-04-6	Water	Marine	6	2.00E-01	3.04E-17	2.00E-01	2.00E-01	2.00E-01	2.00E-01	2.00E-01	2.00E-01
Methyl salicylate	119-36-8	Water	Marine	6	2.00E-01	3.04E-17	2.00E-01	2.00E-01	2.00E-01	2.00E-01	2.00E-01	2.00E-01
Methylindole, 3-	83-34-1	Water	Marine	6	1.48E-01	8.30E-02	1.00E-02	1.10E-01	2.00E-01	2.00E-01	2.00E-01	2.00E-01
OXADIAZON	19666-30-9	Water	Marine	6	1.00E-03	0.00E+00	1.00E-03	1.00E-03	1.00E-03	1.00E-03	1.00E-03	1.00E-03
Tri-n-butyl phosphate	126-73-8	Water	Marine	6	2.00E-01	3.04E-17	2.00E-01	2.00E-01	2.00E-01	2.00E-01	2.00E-01	2.00E-01
Trichlorfon	52-68-6	Water	Marine	6	3.00E-02	0.00E+00	3.00E-02	3.00E-02	3.00E-02	3.00E-02	3.00E-02	3.00E-02
Triphenyl phosphate	115-86-6	Water	Marine	6	2.00E-01	3.04E-17	2.00E-01	2.00E-01	2.00E-01	2.00E-01	2.00E-01	2.00E-01
Tris(1,3-dichloro-2-propyl) phosphate	13674-87-8	Water	Marine	6	2.00E-01	3.04E-17	2.00E-01	2.00E-01	2.00E-01	2.00E-01	2.00E-01	2.00E-01
Tris(2-butoxyethyl) phosphate	78-51-3	Water	Marine	6	1.80E-01	4.90E-02	8.00E-02	2.00E-01	2.00E-01	2.00E-01	2.00E-01	2.00E-01
Tris(2-chloroethyl) phosphate	115-96-8	Water	Marine	6	2.00E-01	3.04E-17	2.00E-01	2.00E-01	2.00E-01	2.00E-01	2.00E-01	2.00E-01
benzophenone	119-61-9	Water	Marine	6	1.40E-01	9.30E-02	2.00E-02	6.50E-02	2.00E-01	2.00E-01	2.00E-01	2.00E-01
bisphenol a	80-05-7	Water	Marine	6	2.12E-01	2.06E-01	2.00E-02	2.25E-02	2.15E-01	4.00E-01	4.00E-01	4.00E-01
caffeine	58-08-2	Water	Marine	6	1.80E-01	4.90E-02	8.00E-02	2.00E-01	2.00E-01	2.00E-01	2.00E-01	2.00E-01
cotinine	486-56-6	Water	Marine	6	8.00E-01	1.22E-16	8.00E-01	8.00E-01	8.00E-01	8.00E-01	8.00E-01	8.00E-01
galaxolide	1222-05-5	Water	Marine	6	7.33E-02	9.81E-02	1.00E-02	1.00E-02	1.00E-02	1.53E-01	2.00E-01	2.00E-01
sitosterol, beta-	83-46-5	Water	Marine	6	1.52E+00	4.92E-01	6.00E-01	1.60E+00	1.60E+00	1.60E+00	1.85E+00	2.10E+00
tonalide	21145-77-7	Water	Marine	6	2.00E-01	3.04E-17	2.00E-01	2.00E-01	2.00E-01	2.00E-01	2.00E-01	2.00E-01
triclosan	3380-34-5	Water	Marine	6	2.00E-01	3.04E-17	2.00E-01	2.00E-01	2.00E-01	2.00E-01	2.00E-01	2.00E-01
triethyl citrate	77-93-0	Water	Marine	6	2.00E-01	3.04E-17	2.00E-01	2.00E-01	2.00E-01	2.00E-01	2.00E-01	2.00E-01
6:2 FTS	27619-97-2	Water	Marine	3	2.00E-04	0.00E+00	2.00E-04	2.00E-04	2.00E-04	2.00E-04	2.00E-04	2.00E-04
8:2 FTS	39108-34-4	Water	Marine	3	2.00E-04	0.00E+00	2.00E-04	2.00E-04	2.00E-04	2.00E-04	2.00E-04	2.00E-04
N-EtFOSAA	909405-49-8	Water	Marine	3	2.33E-04	5.77E-05	2.00E-04	2.00E-04	2.00E-04	2.50E-04	2.80E-04	3.00E-04
N-MeFOSAA	2355-31-9	Water	Marine	3	2.00E-04	0.00E+00	2.00E-04	2.00E-04	2.00E-04	2.00E-04	2.00E-04	2.00E-04
PFBS	375-73-5	Water	Marine	3	5.00E-04	0.00E+00	5.00E-04	5.00E-04	5.00E-04	5.00E-04	5.00E-04	5.00E-04
PFDA	335-76-2	Water	Marine	3	9.00E-04	7.55E-04	2.00E-04	5.00E-04	8.00E-04	1.25E-03	1.52E-03	1.70E-03
PFDS	335-77-3	Water	Marine	3	2.00E-04	0.00E+00	2.00E-04	2.00E-04	2.00E-04	2.00E-04	2.00E-04	2.00E-04
PFDoA	307-55-1	Water	Marine	3	2.00E-04	0.00E+00	2.00E-04	2.00E-04	2.00E-04	2.00E-04	2.00E-04	2.00E-04
PFHpA	375-85-9	Water	Marine	3	1.10E-03	2.65E-04	9.00E-04	9.50E-04	1.00E-03	1.20E-03	1.32E-03	1.40E-03
PFHxA	307-24-4	Water	Marine	3	2.07E-03	1.20E-03	9.00E-04	1.45E-03	2.00E-03	2.65E-03	3.04E-03	3.30E-03
PFHxS	355-46-4	Water	Marine	3	3.67E-04	2.08E-04	2.00E-04	2.50E-04	3.00E-04	4.50E-04	5.40E-04	6.00E-04
PFNA	375-95-1	Water	Marine	3	7.00E-04	2.65E-04	4.00E-04	6.00E-04	8.00E-04	8.50E-04	8.80E-04	9.00E-04
PFOA	335-67-1	Water	Marine	3	3.43E-03	9.81E-04	2.30E-03	3.15E-03	4.00E-03	4.00E-03	4.00E-03	4.00E-03
PFOS	1763-23-1	Water	Marine	3	3.97E-03	1.58E-03	2.60E-03	3.10E-03	3.60E-03	4.65E-03	5.28E-03	5.70E-03

Compound	CASNumber	Media	Type	count	mean	std	min	25%	50%	75%	90%	max
PFOSA	754-91-6	Water	Marine	3	3.67E-04	2.89E-04	2.00E-04	2.00E-04	2.00E-04	4.50E-04	6.00E-04	7.00E-04
PFPeA	2706-90-3	Water	Marine	3	1.03E-03	8.74E-04	3.00E-04	5.50E-04	8.00E-04	1.40E-03	1.76E-03	2.00E-03
PfUnA	2058-94-8	Water	Marine	3	3.00E-04	0.00E+00	3.00E-04	3.00E-04	3.00E-04	3.00E-04	3.00E-04	3.00E-04
diphenylhydrazine, 1,2-	122-66-7	Water	Marine	2	1.80E+00	0.00E+00	1.80E+00	1.80E+00	1.80E+00	1.80E+00	1.80E+00	1.80E+00
trifluralin	1582-09-8	Water	Marine	2	2.90E-03	4.24E-04	2.60E-03	2.75E-03	2.90E-03	3.05E-03	3.14E-03	3.20E-03
Desulfinylfipronil Amide	1115248-09-3	Water	Marine	1	8.00E-04	-	8.00E-04	8.00E-04	8.00E-04	8.00E-04	8.00E-04	8.00E-04
FLUTOLANIL	66332-96-5	Water	Marine	1	4.00E-04	-	4.00E-04	4.00E-04	4.00E-04	4.00E-04	4.00E-04	4.00E-04
Iprodione	36734-19-7	Water	Marine	1	1.81E-01	-	1.81E-01	1.81E-01	1.81E-01	1.81E-01	1.81E-01	1.81E-01
MYCLOBUTANIL	88671-89-0	Water	Marine	1	2.00E-02	-	2.00E-02	2.00E-02	2.00E-02	2.00E-02	2.00E-02	2.00E-02
Metconazole	125116-23-6	Water	Marine	1	1.00E-02	-	1.00E-02	1.00E-02	1.00E-02	1.00E-02	1.00E-02	1.00E-02
Pyraclostrobin	175013-18-0	Water	Marine	1	5.00E-04	-	5.00E-04	5.00E-04	5.00E-04	5.00E-04	5.00E-04	5.00E-04
RPA 200766	205650-69-7	Water	Marine	1	1.60E-03	-	1.60E-03	1.60E-03	1.60E-03	1.60E-03	1.60E-03	1.60E-03
Tebuconazole	107534-96-3	Water	Marine	1	2.00E-03	-	2.00E-03	2.00E-03	2.00E-03	2.00E-03	2.00E-03	2.00E-03
Trifloxystrobin	141517-21-7	Water	Marine	1	4.00E-04	-	4.00E-04	4.00E-04	4.00E-04	4.00E-04	4.00E-04	4.00E-04

Table C.5 Summary data (count, mean, standard deviation, minimum, 25th percentile, 50th percentile or median, 75th percentile, 90th percentile, and maximum) for each constituent of emerging concern (CEC) in freshwater, estuarine, and marine waters based on substitution of non-detects with minimum detection limit values for a given time period.

Compound	CASNumber	Media	Type	count	mean	std	min	25%	50%	75%	90%	max
Chlorpyrifos	2921-88-2	Water	Freshwater	10788	1.62E-02	1.26E-01	2.00E-04	2.59E-03	2.59E-03	2.59E-03	1.02E-02	6.27E+00
diazinon	333-41-5	Water	Freshwater	10358	2.50E-02	3.86E-01	1.00E-04	3.53E-03	3.53E-03	3.53E-03	6.53E-03	2.45E+01
disulfoton	298-04-4	Water	Freshwater	7139	1.26E-02	2.81E-02	1.00E-03	1.00E-02	1.00E-02	1.00E-02	1.00E-02	2.00E+00
Atrazine	1912-24-9	Water	Freshwater	7127	1.18E-02	4.40E-02	5.60E-04	7.00E-03	7.00E-03	7.00E-03	7.00E-03	1.20E+00
Simazine	122-34-9	Water	Freshwater	7096	5.36E-02	6.11E-01	1.29E-03	5.03E-03	5.03E-03	5.03E-03	2.70E-02	2.60E+01
malathion	121-75-5	Water	Freshwater	6941	4.10E-02	8.10E-01	3.00E-03	5.00E-03	5.00E-03	5.00E-03	2.00E-02	5.79E+01
Dichlorvos	62-73-7	Water	Freshwater	6164	6.90E-03	2.96E-02	3.00E-03	5.28E-03	5.28E-03	5.28E-03	5.28E-03	2.00E+00
CARBARYL	63-25-2	Water	Freshwater	6026	5.41E-02	1.75E-01	5.30E-04	5.00E-02	5.00E-02	5.00E-02	5.00E-02	1.30E+01
Diuron	330-54-1	Water	Freshwater	5738	2.20E-01	2.12E+00	1.44E-03	7.20E-03	7.20E-03	1.15E-02	2.30E-01	6.80E+01
Bifenthrin	82657-04-3	Water	Freshwater	5629	2.09E-02	3.99E-01	1.00E-04	5.00E-04	5.00E-04	5.00E-04	5.81E-03	1.94E+01
CYFLUTHRIN	68359-37-5	Water	Freshwater	5337	4.18E-03	7.80E-02	1.56E-04	5.00E-04	5.00E-04	5.00E-04	5.00E-04	3.40E+00
Linuron	330-55-2	Water	Freshwater	4630	2.03E-01	1.14E-01	1.23E-03	2.00E-01	2.00E-01	2.00E-01	2.00E-01	5.60E+00
trifluralin	1582-09-8	Water	Freshwater	4344	1.90E-02	4.25E-02	1.90E-04	1.40E-02	1.40E-02	1.40E-02	1.40E-02	1.19E+00
Pendimethalin	40487-42-1	Water	Freshwater	3950	5.44E-02	2.67E-01	1.10E-03	1.90E-02	1.90E-02	1.90E-02	4.10E-02	8.35E+00
gamma-cyhalothrin	76703-62-3	Water	Freshwater	3565	3.55E-01	2.07E+01	2.00E-04	5.00E-04	5.00E-04	5.00E-04	5.00E-04	1.23E+03
permethrin	52645-53-1	Water	Freshwater	3310	1.06E-02	2.22E-01	8.78E-04	2.00E-03	2.00E-03	2.00E-03	2.00E-03	1.00E+01
parathion	56-38-2	Water	Freshwater	3144	1.01E-02	3.86E-02	8.00E-03	8.00E-03	8.00E-03	8.00E-03	8.00E-03	2.00E+00
Metolachlor	51218-45-2	Water	Freshwater	2921	2.12E-02	1.36E-01	4.00E-04	1.50E-03	1.50E-03	9.00E-03	2.86E-02	3.88E+00
Imidacloprid	138261-41-3	Water	Freshwater	2898	1.37E-01	5.73E-01	1.10E-03	3.95E-03	3.95E-03	1.91E-02	2.92E-01	9.86E+00
fipronil	120068-37-3	Water	Freshwater	2891	1.12E-02	1.25E-02	1.09E-04	1.00E-02	1.00E-02	1.00E-02	1.00E-02	3.82E-01
Fipronil-sulfide	120067-83-6	Water	Freshwater	2850	9.35E-03	2.29E-03	7.01E-05	1.00E-02	1.00E-02	1.00E-02	1.00E-02	4.09E-02
Hexazinon	51235-04-2	Water	Freshwater	2832	2.03E-02	6.60E-02	6.70E-04	8.40E-03	8.40E-03	1.60E-02	3.35E-02	2.27E+00
Fipronil-sulfone	120068-36-2	Water	Freshwater	2801	1.88E-02	7.15E-03	9.85E-05	2.00E-02	2.00E-02	2.00E-02	2.00E-02	1.35E-01
glyphosate	1071-83-6	Water	Freshwater	2753	2.88E+00	1.34E+01	2.00E-02	1.30E+00	1.30E+00	1.30E+00	4.60E+00	5.90E+02
Fipronil-desulfinyl	205650-65-3	Water	Freshwater	2595	4.80E-03	4.46E-03	1.04E-04	4.00E-03	4.00E-03	4.00E-03	6.00E-03	8.72E-02
Oryzalin	19044-88-3	Water	Freshwater	2433	3.26E-02	4.76E-02	2.50E-03	2.10E-02	2.10E-02	2.10E-02	2.10E-02	4.90E-01
MYCLOBUTANIL	88671-89-0	Water	Freshwater	2405	3.69E-02	5.20E-01	7.80E-04	1.00E-02	1.00E-02	1.00E-02	1.00E-02	2.40E+01
Azoxystrobin	131860-33-8	Water	Freshwater	2327	2.10E-01	2.92E+00	1.90E-04	3.10E-03	3.10E-03	3.50E-02	1.74E-01	1.28E+02
Deethylatrazine	6190-65-4	Water	Freshwater	2287	2.84E-03	3.95E-03	1.93E-03	2.00E-03	2.00E-03	2.00E-03	2.00E-03	7.40E-02
Propyzamide	23950-58-5	Water	Freshwater	2261	2.06E-02	2.62E-01	2.10E-04	4.00E-03	4.00E-03	4.00E-03	4.00E-03	8.83E+00
PROPICONAZOLE	60207-90-1	Water	Freshwater	2233	1.39E-02	4.63E-02	7.10E-04	6.90E-03	6.90E-03	6.90E-03	1.26E-02	9.51E-01
deltamethrin	52918-63-5	Water	Freshwater	2230	9.63E-04	1.01E-02	5.00E-04	5.00E-04	5.00E-04	5.00E-04	5.00E-04	3.93E-01
Tebuconazole	107534-96-3	Water	Freshwater	2104	3.50E+00	8.37E-01	7.60E-04	3.70E+00	3.70E+00	3.70E+00	3.70E+00	3.70E+00
Pyraclostrobin	175013-18-0	Water	Freshwater	2026	3.13E-02	1.83E-01	3.10E-04	2.07E-02	2.07E-02	2.07E-02	2.07E-02	7.11E+00
Trifloxystrobin	141517-21-7	Water	Freshwater	1978	1.96E+00	2.85E-01	4.20E-04	2.00E+00	2.00E+00	2.00E+00	2.00E+00	3.67E+00
tebuthiuron	34014-18-1	Water	Freshwater	1937	3.02E-02	4.75E-02	1.70E-04	2.00E-02	2.00E-02	2.00E-02	2.00E-02	4.00E-01
ALLETHRIN	584-79-2	Water	Freshwater	1840	5.35E-04	1.31E-03	1.00E-04	5.00E-04	5.00E-04	5.00E-04	5.00E-04	4.50E-02
Deisopropylatrazine	1007-28-9	Water	Freshwater	1831	3.53E-03	6.58E-03	2.00E-03	2.00E-03	2.00E-03	2.00E-03	2.00E-03	6.37E-02

Compound	CASNumber	Media	Type	count	mean	std	min	25%	50%	75%	90%	max
Metconazole	125116-23-6	Water	Freshwater	1817	4.99E+00	2.61E-01	1.01E-03	5.00E+00	5.00E+00	5.00E+00	5.00E+00	5.00E+00
BROMACIL	314-40-9	Water	Freshwater	1685	1.91E-01	9.72E-02	1.32E-03	2.00E-01	2.00E-01	2.00E-01	2.00E-01	2.01E+00
OXADIAZON	19666-30-9	Water	Freshwater	1674	5.23E-03	4.54E-02	6.15E-04	1.00E-03	1.00E-03	1.00E-03	1.00E-03	1.53E+00
Methoxyfenozide	161050-58-4	Water	Freshwater	1644	5.47E-02	3.10E-01	7.00E-05	2.70E-03	3.95E-03	2.91E-02	9.79E-02	1.01E+01
Diazoxon	962-58-3	Water	Freshwater	1552	3.97E+00	3.35E-01	7.60E-04	4.00E+00	4.00E+00	4.00E+00	4.00E+00	4.00E+00
Indoxacarb	173584-44-6	Water	Freshwater	1539	4.88E+00	3.34E-01	1.51E-03	4.90E+00	4.90E+00	4.90E+00	4.90E+00	4.90E+00
Carbendazim	10605-21-7	Water	Freshwater	1538	3.21E-02	1.72E-01	3.80E-04	4.20E-03	4.20E-03	1.16E-02	5.28E-02	4.87E+00
2,4-dichlorophenoxyacetic acid	94-75-7	Water	Freshwater	1529	1.55E-01	2.60E-01	5.60E-03	1.50E-01	1.50E-01	1.50E-01	1.50E-01	9.38E+00
3,4-Dichloroaniline	95-76-1	Water	Freshwater	1521	2.02E-01	4.05E+00	4.00E-04	3.20E-03	6.60E-03	2.02E-02	1.15E-01	1.36E+02
Iprodione	36734-19-7	Water	Freshwater	1489	1.53E-02	5.55E-02	6.00E-03	1.00E-02	1.00E-02	1.00E-02	1.00E-02	1.29E+00
Hydroxyatrazine	2163-68-0	Water	Freshwater	1479	5.44E-03	2.73E-02	5.60E-04	2.00E-03	2.00E-03	2.00E-03	4.03E-03	3.68E-01
Resmethrin	10453-86-8	Water	Freshwater	1381	5.00E-03	2.42E-05	5.00E-03	5.00E-03	5.00E-03	5.00E-03	5.00E-03	5.90E-03
3,5-Dichloroaniline	626-43-7	Water	Freshwater	1342	7.97E-03	1.40E-02	1.60E-03	7.60E-03	7.60E-03	7.60E-03	7.60E-03	5.21E-01
FLUVALINATE	69409-94-5	Water	Freshwater	1299	1.59E-03	2.68E-02	5.00E-04	5.00E-04	5.00E-04	5.00E-04	5.00E-04	9.39E-01
clothianidin	210880-92-5	Water	Freshwater	1267	1.66E-02	5.39E-02	9.00E-04	1.00E-02	1.00E-02	1.00E-02	1.00E-02	1.34E+00
sulfometuron-methyl	74222-97-2	Water	Freshwater	1267	5.98E-02	2.13E-02	3.90E-04	6.75E-02	6.75E-02	6.75E-02	6.75E-02	1.91E-01
dicamba	1918-00-9; 2300-66-5; 25059-78-3	Water	Freshwater	1242	4.55E-02	4.07E-01	2.80E-02	3.00E-02	3.00E-02	3.00E-02	3.00E-02	1.40E+01
Chlorpyrifos-methyl	5598-13-0	Water	Freshwater	1206	3.00E-03	2.17E-17	3.00E-03	3.00E-03	3.00E-03	3.00E-03	3.00E-03	3.00E-03
benfluralin	1861-40-1	Water	Freshwater	1159	9.98E-03	3.64E-04	2.00E-03	1.00E-02	1.00E-02	1.00E-02	1.00E-02	1.00E-02
Tetramethrin	7696-12-0	Water	Freshwater	1156	4.87E-04	1.13E-04	2.00E-04	5.00E-04	5.00E-04	5.00E-04	5.00E-04	1.50E-03
thiabendazole	148-79-8	Water	Freshwater	1134	3.44E+00	7.38E-01	8.20E-04	3.60E+00	3.60E+00	3.60E+00	3.60E+00	3.60E+00
Pyriproxyfen	95737-68-1	Water	Freshwater	1129	3.00E+00	8.91E-02	6.40E-03	3.00E+00	3.00E+00	3.00E+00	3.00E+00	3.00E+00
CHLOROTHALONIL	1897-45-6	Water	Freshwater	1110	9.54E-02	2.04E-02	9.00E-04	1.00E-01	1.00E-01	1.00E-01	1.00E-01	1.58E-01
Deisopropylhydroxyatrazine	7313-54-4	Water	Freshwater	1040	3.85E-03	2.36E-02	2.00E-03	2.00E-03	2.00E-03	2.00E-03	2.00E-03	4.12E-01
phenothrin	26002-80-2	Water	Freshwater	1013	9.87E-01	1.12E-01	7.60E-04	1.00E+00	1.00E+00	1.00E+00	1.00E+00	1.00E+00
CHLORSULFURON	64902-72-3	Water	Freshwater	1011	1.97E+01	2.34E+00	4.20E-03	2.00E+01	2.00E+01	2.00E+01	2.00E+01	2.00E+01
Acetamiprid	135410-20-7	Water	Freshwater	967	4.98E-02	3.61E-01	2.30E-03	1.00E-02	1.00E-02	1.00E-02	1.00E-02	5.87E+00
Boscalid	188425-85-6	Water	Freshwater	958	1.08E-01	1.27E+00	1.40E-03	2.80E-03	8.70E-03	2.20E-02	5.29E-02	3.60E+01
acephate	30560-19-1	Water	Freshwater	926	9.14E+00	2.79E+00	1.76E-03	1.00E+01	1.00E+01	1.00E+01	1.00E+01	1.00E+01
Atrazine-desethyl-2-hydroxy	19988-24-0	Water	Freshwater	915	3.91E+00	5.85E-01	3.20E-04	4.00E+00	4.00E+00	4.00E+00	4.00E+00	4.00E+00
Metolachlor OXA	152019-73-3	Water	Freshwater	915	1.45E+02	2.38E+01	2.00E-02	1.49E+02	1.49E+02	1.49E+02	1.49E+02	1.49E+02
6-Chloro-1,3,5-triazine-2,4-diamine	3397-62-4	Water	Freshwater	914	2.09E+01	9.23E+00	3.40E-03	2.50E+01	2.50E+01	2.50E+01	2.50E+01	2.50E+01
Halosulfuron-methyl	100784-20-1	Water	Freshwater	912	2.19E+01	1.62E+00	5.90E-03	2.20E+01	2.20E+01	2.20E+01	2.20E+01	2.20E+01
Sulfentrazone	122836-35-5	Water	Freshwater	911	1.03E+01	2.70E+00	4.15E-03	1.10E+01	1.10E+01	1.10E+01	1.10E+01	1.10E+01
Hydroxysimazine	11/3/2599	Water	Freshwater	910	2.47E+00	1.14E+00	7.00E-04	3.00E+00	3.00E+00	3.00E+00	3.00E+00	3.00E+00
Prodiamine	29091-21-2	Water	Freshwater	897	1.23E-02	6.03E-03	3.30E-03	1.20E-02	1.20E-02	1.20E-02	1.20E-02	1.68E-01
2-Chloro-N-(2-ethyl-6-methylphenyl)acetamide	32428-71-0	Water	Freshwater	872	4.99E+00	2.35E-01	2.11E-03	5.00E+00	5.00E+00	5.00E+00	5.00E+00	5.00E+00
2-Aminobenzimidazole	934-32-7	Water	Freshwater	868	8.61E+00	1.84E+00	2.72E-03	9.00E+00	9.00E+00	9.00E+00	9.00E+00	9.00E+00
Pyrimidinol	2814-20-2	Water	Freshwater	868	1.93E+01	3.59E+00	1.00E-03	2.00E+01	2.00E+01	2.00E+01	2.00E+01	2.00E+01
Difenoconazole	119446-68-3	Water	Freshwater	836	1.04E+01	1.19E+00	2.30E-03	1.05E+01	1.05E+01	1.05E+01	1.05E+01	1.05E+01

Compound	CASNumber	Media	Type	count	mean	std	min	25%	50%	75%	90%	max
Fluazinam	79622-59-6	Water	Freshwater	812	4.39E+00	1.54E-01	5.60E-03	4.40E+00	4.40E+00	4.40E+00	4.40E+00	4.40E+00
Fludioxonil	131341-86-1	Water	Freshwater	812	7.22E+00	7.58E-01	7.70E-03	7.30E+00	7.30E+00	7.30E+00	7.30E+00	7.30E+00
Triadimefon	43121-43-3	Water	Freshwater	812	8.87E+00	5.00E-01	3.75E-02	8.90E+00	8.90E+00	8.90E+00	8.90E+00	8.90E+00
Chlorantraniliprole	500008-45-7	Water	Freshwater	750	1.27E-01	6.81E-01	1.50E-03	4.00E-03	4.00E-03	1.38E-02	1.55E-01	9.71E+00
Trichlorfon	52-68-6	Water	Freshwater	746	3.08E-02	1.16E-02	3.00E-02	3.00E-02	3.00E-02	3.00E-02	3.00E-02	2.92E-01
caffeine	58-08-2	Water	Freshwater	738	1.07E-01	4.79E-01	2.20E-03	2.00E-02	2.00E-02	2.00E-02	1.21E-01	8.50E+00
FLUTOLANIL	66332-96-5	Water	Freshwater	656	4.33E+00	5.37E-01	9.30E-03	4.40E+00	4.40E+00	4.40E+00	4.40E+00	4.40E+00
Penoxsulam	219714-96-2	Water	Freshwater	638	7.22E-03	3.23E-02	2.00E-03	3.50E-03	3.50E-03	3.50E-03	5.80E-03	7.15E-01
Acibenzolar-S-Methyl	135158-54-2	Water	Freshwater	630	2.98E+00	2.34E-01	2.37E-02	3.00E+00	3.00E+00	3.00E+00	3.00E+00	3.00E+00
Fluxapyroxad	907204-31-3	Water	Freshwater	630	1.07E-02	1.40E-02	2.00E-03	4.80E-03	4.80E-03	1.20E-02	2.47E-02	2.14E-01
Paclobutrazol(PP333)	76738-62-0	Water	Freshwater	630	6.17E+00	4.23E-01	5.90E-03	6.20E+00	6.20E+00	6.20E+00	6.20E+00	6.20E+00
Cyazofamid	120116-88-3	Water	Freshwater	627	4.09E+00	1.63E-01	1.41E-02	4.10E+00	4.10E+00	4.10E+00	4.10E+00	4.10E+00
Flonicamid	158062-67-0	Water	Freshwater	627	3.35E+00	4.64E-01	2.30E-03	3.40E+00	3.40E+00	3.40E+00	3.40E+00	8.12E+00
Mandipropamid	374726-62-2	Water	Freshwater	627	3.26E+00	3.50E-01	5.20E-03	3.30E+00	3.30E+00	3.30E+00	3.30E+00	4.45E+00
carbamazepine	298-46-4	Water	Freshwater	565	9.37E+00	2.43E+00	4.00E-04	1.00E+01	1.00E+01	1.00E+01	1.00E+01	1.00E+01
sulfamethoxazole	723-46-6	Water	Freshwater	565	9.39E+00	2.36E+00	1.80E-03	1.00E+01	1.00E+01	1.00E+01	1.00E+01	1.00E+01
trimethoprim	738-70-5	Water	Freshwater	564	9.54E+00	2.09E+00	5.00E-03	1.00E+01	1.00E+01	1.00E+01	1.00E+01	1.00E+01
fluoxetine	54910-89-3	Water	Freshwater	560	9.91E+00	9.41E-01	1.00E-03	1.00E+01	1.00E+01	1.00E+01	1.00E+01	1.00E+01
amphetamine	300-62-9	Water	Freshwater	513	9.98E+00	4.41E-01	1.28E-02	1.00E+01	1.00E+01	1.00E+01	1.00E+01	1.00E+01
atenolol	29122-68-7	Water	Freshwater	509	9.88E+00	1.08E+00	5.40E-03	1.00E+01	1.00E+01	1.00E+01	1.00E+01	1.00E+01
diltiazem	42399-41-7	Water	Freshwater	507	9.94E+00	7.67E-01	4.60E-03	1.00E+01	1.00E+01	1.00E+01	1.00E+01	1.00E+01
warfarin	81-81-2	Water	Freshwater	507	1.00E+01	0.00E+00	1.00E+01	1.00E+01	1.00E+01	1.00E+01	1.00E+01	1.00E+01
amitriptyline	50-48-6	Water	Freshwater	506	1.00E+01	0.00E+00	1.00E+01	1.00E+01	1.00E+01	1.00E+01	1.00E+01	1.00E+01
Anatoxin a	64285-06-9, 85514-42-7	Water	Freshwater	506	2.85E+01	3.52E+02	1.00E-01	1.00E-01	1.00E-01	1.00E-01	1.93E+00	7.71E+03
codeine	76-57-3	Water	Freshwater	506	1.00E+01	0.00E+00	1.00E+01	1.00E+01	1.00E+01	1.00E+01	1.00E+01	1.00E+01
diphenhydramine	58-73-1	Water	Freshwater	506	9.94E+00	7.68E-01	2.19E-03	1.00E+01	1.00E+01	1.00E+01	1.00E+01	1.00E+01
glyburide	10238-21-8	Water	Freshwater	506	1.00E+01	0.00E+00	1.00E+01	1.00E+01	1.00E+01	1.00E+01	1.00E+01	1.00E+01
hydrocodone	125-29-1	Water	Freshwater	506	9.94E+00	7.66E-01	1.49E-02	1.00E+01	1.00E+01	1.00E+01	1.00E+01	1.00E+01
metoprolol	51384-51-1	Water	Freshwater	506	9.86E+00	1.16E+00	4.35E-03	1.00E+01	1.00E+01	1.00E+01	1.00E+01	1.00E+01
norverapamil	67018-85-3	Water	Freshwater	506	1.00E+01	0.00E+00	1.00E+01	1.00E+01	1.00E+01	1.00E+01	1.00E+01	1.00E+01
triamterene	396-01-0	Water	Freshwater	506	9.94E+00	7.66E-01	2.25E-02	1.00E+01	1.00E+01	1.00E+01	1.00E+01	1.00E+01
Venlafaxine	93413-69-5	Water	Freshwater	506	9.86E+00	1.16E+00	7.29E-03	1.00E+01	1.00E+01	1.00E+01	1.00E+01	1.00E+01
verapamil	52-53-9	Water	Freshwater	506	1.00E+01	0.00E+00	1.00E+01	1.00E+01	1.00E+01	1.00E+01	1.00E+01	1.00E+01
meprobamate	57-53-4	Water	Freshwater	501	9.78E+00	1.46E+00	1.10E-03	1.00E+01	1.00E+01	1.00E+01	1.00E+01	1.00E+01
Carisoprodol	78-44-4	Water	Freshwater	498	9.90E+00	9.95E-01	5.46E-03	1.00E+01	1.00E+01	1.00E+01	1.00E+01	1.00E+01
metformin	657-24-9	Water	Freshwater	498	8.17E+00	3.85E+00	1.49E-03	1.00E+01	1.00E+01	1.00E+01	1.00E+01	1.00E+01
acetaminophen	103-90-2	Water	Freshwater	497	9.78E+00	1.46E+00	1.93E-02	1.00E+01	1.00E+01	1.00E+01	1.00E+01	1.00E+01
fluticasone propionate	80474-14-2	Water	Freshwater	484	1.00E+01	0.00E+00	1.00E+01	1.00E+01	1.00E+01	1.00E+01	1.00E+01	1.00E+01
Oxazepam	604-75-1	Water	Freshwater	484	1.00E+01	0.00E+00	1.00E+01	1.00E+01	1.00E+01	1.00E+01	1.00E+01	1.00E+01
sertraline	79617-96-2	Water	Freshwater	484	1.00E+01	0.00E+00	1.00E+01	1.00E+01	1.00E+01	1.00E+01	1.00E+01	1.00E+01
erythromycin	114-07-8	Water	Freshwater	476	9.73E+00	1.62E+00	6.00E-03	1.00E+01	1.00E+01	1.00E+01	1.00E+01	1.00E+01

Compound	CASNumber	Media	Type	count	mean	std	min	25%	50%	75%	90%	max
cotinine	486-56-6	Water	Freshwater	468	9.57E+00	2.02E+00	1.52E-03	1.00E+01	1.00E+01	1.00E+01	1.00E+01	1.00E+01
albuterol	18559-94-9	Water	Freshwater	388	9.95E+00	7.17E-01	2.65E-03	1.00E+01	1.00E+01	1.00E+01	1.00E+01	1.00E+01
dehydronifedipine	67035-22-7	Water	Freshwater	388	9.95E+00	7.17E-01	3.70E-03	1.00E+01	1.00E+01	1.00E+01	1.00E+01	1.00E+01
paroxetine	61869-08-7	Water	Freshwater	387	1.00E+01	0.00E+00	1.00E+01	1.00E+01	1.00E+01	1.00E+01	1.00E+01	1.00E+01
triclosan	3380-34-5	Water	Freshwater	380	9.66E+00	1.81E+00	2.00E-02	1.00E+01	1.00E+01	1.00E+01	1.00E+01	1.00E+01
norfluoxetine	126924-38-7	Water	Freshwater	379	1.00E+01	0.00E+00	1.00E+01	1.00E+01	1.00E+01	1.00E+01	1.00E+01	1.00E+01
ibuprofen	15687-27-1	Water	Freshwater	343	9.86E+00	1.16E+00	1.19E-01	1.00E+01	1.00E+01	1.00E+01	1.00E+01	1.00E+01
DINOTEFURAN	165252-70-0	Water	Freshwater	339	1.27E-02	5.91E-02	3.00E-03	4.50E-03	4.50E-03	4.50E-03	4.50E-03	9.57E-01
sulfamethazine	57-68-1	Water	Freshwater	328	9.88E+00	1.09E+00	2.10E-02	1.00E+01	1.00E+01	1.00E+01	1.00E+01	1.00E+01
tylosin	1401-69-0	Water	Freshwater	328	1.00E+01	0.00E+00	1.00E+01	1.00E+01	1.00E+01	1.00E+01	1.00E+01	1.00E+01
gemfibrozil	25812-30-0	Water	Freshwater	327	9.47E+00	2.20E+00	6.00E-03	1.00E+01	1.00E+01	1.00E+01	1.00E+01	1.00E+01
Penthiopyrad	183675-82-3	Water	Freshwater	313	3.11E+00	5.31E-01	6.00E-04	3.20E+00	3.20E+00	3.20E+00	3.20E+00	3.20E+00
Microcystin YR	101064-48-6	Water	Freshwater	299	7.21E-02	6.75E-01	1.00E-02	1.00E-02	1.00E-02	1.00E-02	1.00E-02	1.11E+01
Di-2-ethylhexyl phthalate	117-81-7	Water	Freshwater	294	4.61E-01	2.09E+00	5.00E-03	1.22E-02	1.00E-01	1.44E-01	9.50E-01	3.00E+01
Diethyl phthalate	84-66-2	Water	Freshwater	291	1.43E-01	3.34E-01	5.00E-03	5.00E-03	7.36E-02	1.00E-01	1.32E-01	2.00E+00
Microcystin LA	96180-79-9	Water	Freshwater	290	7.80E-01	3.37E+00	2.00E-03	1.00E-02	1.00E-02	1.00E-02	1.52E+00	4.12E+01
naproxen	22204-53-1	Water	Freshwater	288	9.93E+00	8.32E-01	1.70E-03	1.00E+01	1.00E+01	1.00E+01	1.00E+01	1.00E+01
sulfadimethoxine	122-11-2	Water	Freshwater	288	2.00E-03	1.30E-18	2.00E-03	2.00E-03	2.00E-03	2.00E-03	2.00E-03	2.00E-03
NTN33893-urea	120868-66-8	Water	Freshwater	287	3.92E+00	5.70E-01	3.50E-03	4.00E+00	4.00E+00	4.00E+00	4.00E+00	4.00E+00
BENSULIDE	741-58-2	Water	Freshwater	284	2.91E+00	1.09E+01	1.40E-02	1.40E-02	2.65E-01	1.51E+00	4.98E+00	1.42E+02
Microcystin RR	111755-37-4	Water	Freshwater	284	4.45E-02	2.78E-01	1.00E-03	1.00E-02	1.00E-02	1.00E-02	1.00E-02	3.30E+00
sulfamethizole	144-82-1	Water	Freshwater	284	5.00E-03	2.95E-17	5.00E-03	5.00E-03	5.00E-03	5.00E-03	5.00E-03	5.00E-03
Butyl benzyl phthalate	85-68-7	Water	Freshwater	283	3.52E-01	1.47E+00	5.00E-03	1.00E-02	2.50E-02	5.00E-02	5.50E-01	1.00E+01
Dibutyl phthalate	84-74-2	Water	Freshwater	283	2.95E-01	1.33E+00	5.00E-03	1.13E-02	7.01E-02	7.50E-02	2.40E-01	1.00E+01
Dimethyl phthalate	131-11-3	Water	Freshwater	283	8.07E-02	2.11E-01	5.00E-03	5.00E-03	4.67E-02	5.00E-02	6.41E-02	1.00E+00
cimetidine	51481-61-9	Water	Freshwater	282	7.97E+01	4.76E+00	7.05E-02	8.00E+01	8.00E+01	8.00E+01	8.00E+01	8.00E+01
Di-n-octyl phthalate	117-84-0	Water	Freshwater	280	5.99E-02	2.13E-01	2.90E-03	5.00E-03	5.00E-03	1.00E-02	1.80E-02	1.00E+00
ranitidine	66357-35-5	Water	Freshwater	274	9.93E+00	8.49E-01	4.05E-02	1.00E+01	1.00E+01	1.00E+01	1.00E+01	1.00E+01
diclofenac	15307-86-5	Water	Freshwater	273	9.96E+00	6.05E-01	1.60E-03	1.00E+01	1.00E+01	1.00E+01	1.00E+01	1.00E+01
Bezafibrate	41859-67-0	Water	Freshwater	273	1.00E+01	0.00E+00	1.00E+01	1.00E+01	1.00E+01	1.00E+01	1.00E+01	1.00E+01
Butylparaben	94-26-8	Water	Freshwater	273	1.00E+01	0.00E+00	1.00E+01	1.00E+01	1.00E+01	1.00E+01	1.00E+01	1.00E+01
furosemide	54-31-9	Water	Freshwater	273	1.00E+01	0.00E+00	1.00E+01	1.00E+01	1.00E+01	1.00E+01	1.00E+01	1.00E+01
Metolachlor ESA	171118-09-5	Water	Freshwater	273	2.00E+01	0.00E+00	2.00E+01	2.00E+01	2.00E+01	2.00E+01	2.00E+01	2.00E+01
Sotalol	3930-20-9	Water	Freshwater	273	1.00E+01	0.00E+00	1.00E+01	1.00E+01	1.00E+01	1.00E+01	1.00E+01	1.00E+01
benzoylecgonine	519-09-5	Water	Freshwater	272	1.00E+01	0.00E+00	1.00E+01	1.00E+01	1.00E+01	1.00E+01	1.00E+01	1.00E+01
cocaine	50-36-2	Water	Freshwater	272	1.00E+01	0.00E+00	1.00E+01	1.00E+01	1.00E+01	1.00E+01	1.00E+01	1.00E+01
triclocarban	101-20-2	Water	Freshwater	271	1.00E+01	0.00E+00	1.00E+01	1.00E+01	1.00E+01	1.00E+01	1.00E+01	1.00E+01
Saxitoxin	35523-89-8	Water	Freshwater	269	6.66E-02	4.07E-01	1.50E-02	1.50E-02	1.50E-02	1.50E-02	1.50E-02	5.76E+00
Phenytoin	57-41-0	Water	Freshwater	265	9.96E+00	6.14E-01	1.90E-03	1.00E+01	1.00E+01	1.00E+01	1.00E+01	1.00E+01
Benomyl	17804-35-2	Water	Freshwater	262	1.19E-01	7.91E-02	7.00E-03	6.00E-02	6.00E-02	2.00E-01	2.00E-01	4.00E-01
Microcystin LR	101043-37-2	Water	Freshwater	261	2.29E-01	1.95E+00	6.70E-03	1.00E-02	1.00E-02	1.00E-02	4.10E-02	2.96E+01

Compound	CASNumber	Media	Type	count	mean	std	min	25%	50%	75%	90%	max	
diazepam	439-14-5	Water	Freshwater	258	1.00E+01	0.00E+00	1.00E+01	1.00E+01	1.00E+01	1.00E+01	1.00E+01	1.00E+01	
alprazolam	28981-97-7	Water	Freshwater	255	9.96E+00	6.26E-01	3.35E-03	1.00E+01	1.00E+01	1.00E+01	1.00E+01	1.00E+01	
clonidine	4205-90-7	Water	Freshwater	255	9.96E+00	6.24E-01	3.88E-02	1.00E+01	1.00E+01	1.00E+01	1.00E+01	1.00E+01	
methylparaben	99-76-3	Water	Freshwater	255	1.00E+01	0.00E+00	1.00E+01	1.00E+01	1.00E+01	1.00E+01	1.00E+01	1.00E+01	
Primidone	125-33-7	Water	Freshwater	254	9.88E+00	1.08E+00	1.70E-03	1.00E+01	1.00E+01	1.00E+01	1.00E+01	1.00E+01	
Norethindrone	68-22-4	Water	Freshwater	253	8.00E-01	2.78E-15	8.00E-01	8.00E-01	8.00E-01	8.00E-01	8.00E-01	8.00E-01	
dimethylxanthine, 1,7-	611-59-6	Water	Freshwater	252	1.39E+02	8.77E+00	7.02E-01	1.40E+02	1.40E+02	1.40E+02	1.40E+02	1.40E+02	
hydrochlorothiazide	58-93-5	Water	Freshwater	251	1.00E+01	0.00E+00	1.00E+01	1.00E+01	1.00E+01	1.00E+01	1.00E+01	1.00E+01	
Ketoprofen	22071-15-4	Water	Freshwater	251	1.00E+01	0.00E+00	1.00E+01	1.00E+01	1.00E+01	1.00E+01	1.00E+01	1.00E+01	
lamotrigine	84057-84-1	Water	Freshwater	251	1.00E+01	0.00E+00	1.00E+01	1.00E+01	1.00E+01	1.00E+01	1.00E+01	1.00E+01	
valsartan	137862-53-4	Water	Freshwater	251	1.00E+01	0.00E+00	1.00E+01	1.00E+01	1.00E+01	1.00E+01	1.00E+01	1.00E+01	
theophylline	58-55-9	Water	Freshwater	250	1.40E+02	0.00E+00	1.40E+02	1.40E+02	1.40E+02	1.40E+02	1.40E+02	1.40E+02	
Tri-n-butyl phosphate	126-73-8	Water	Freshwater	250	8.26E-02	1.31E-02	1.00E-02	8.40E-02	8.40E-02	8.40E-02	8.40E-02	2.00E-01	
glipizide	29094-61-9	Water	Freshwater	247	1.00E+01	0.00E+00	1.00E+01	1.00E+01	1.00E+01	1.00E+01	1.00E+01	1.00E+01	
simvastatin	79902-63-9	Water	Freshwater	246	1.00E+01	0.00E+00	1.00E+01	1.00E+01	1.00E+01	1.00E+01	1.00E+01	1.00E+01	
Desulfinylfipronil Amide	1115248-09-3	Water	Freshwater	235	3.33E-03	1.48E-03	1.00E-03	3.20E-03	3.20E-03	3.20E-03	3.20E-03	2.30E-02	
2-nonylphenol	136-83-4	Water	Freshwater	233	8.21E-01	1.04E+00	5.00E-01	5.00E-01	5.00E-01	5.00E-01	5.00E-01	1.36E+00	8.72E+00
betamethasone	378-44-9	Water	Freshwater	233	1.40E+02	0.00E+00	1.40E+02	1.40E+02	1.40E+02	1.40E+02	1.40E+02	1.40E+02	1.40E+02
Citalopram	59729-33-8	Water	Freshwater	233	1.97E+01	2.58E+00	3.28E-03	2.00E+01	2.00E+01	2.00E+01	2.00E+01	2.00E+01	2.00E+01
desmethylidiltiazem	86408-45-9	Water	Freshwater	233	1.40E+02	0.00E+00	1.40E+02	1.40E+02	1.40E+02	1.40E+02	1.40E+02	1.40E+02	1.40E+02
hydrocortisone	50-23-7	Water	Freshwater	233	2.00E+02	0.00E+00	2.00E+02	2.00E+02	2.00E+02	2.00E+02	2.00E+02	2.00E+02	2.00E+02
prednisone	53-03-2	Water	Freshwater	233	1.99E+02	1.31E+01	1.48E-02	2.00E+02	2.00E+02	2.00E+02	2.00E+02	2.00E+02	2.00E+02
promethazine	60-87-7	Water	Freshwater	233	1.40E+02	0.00E+00	1.40E+02	1.40E+02	1.40E+02	1.40E+02	1.40E+02	1.40E+02	1.40E+02
propoxyphene	469-62-5	Water	Freshwater	233	2.00E+01	0.00E+00	2.00E+01	2.00E+01	2.00E+01	2.00E+01	2.00E+01	2.00E+01	2.00E+01
nonylphenoethoxylate (NPnEO)	118399-22-7	Water	Freshwater	201	5.67E-01	3.61E-01	5.00E-01	5.00E-01	5.00E-01	5.00E-01	5.00E-01	5.00E-01	3.85E+00
PBDE 017	147217-75-2	Water	Freshwater	182	1.33E-04	2.44E-04	2.43E-06	2.43E-06	2.05E-05	9.31E-05	6.00E-04	1.06E-03	
PBDE 028	41318-75-6	Water	Freshwater	182	1.35E-04	2.79E-04	1.94E-06	1.94E-06	2.82E-05	1.10E-04	4.44E-04	2.00E-03	
PBDE 047	5436-43-1	Water	Freshwater	182	3.29E-03	1.04E-02	4.60E-07	4.93E-04	1.20E-03	3.39E-03	7.00E-03	1.34E-01	
PBDE 066	189084-61-5	Water	Freshwater	182	1.28E-04	2.64E-04	4.92E-07	4.92E-07	1.97E-05	1.50E-04	3.32E-04	2.00E-03	
PBDE 099	60348-60-9	Water	Freshwater	182	4.44E-03	1.57E-02	3.63E-06	3.63E-06	1.33E-03	4.29E-03	9.36E-03	2.04E-01	
PBDE 100	189084-64-8	Water	Freshwater	182	8.30E-04	2.13E-03	2.68E-06	2.68E-06	2.46E-04	9.75E-04	2.00E-03	2.50E-02	
PBDE 085	182346-21-0	Water	Freshwater	181	2.13E-04	7.93E-04	4.86E-06	5.55E-06	2.11E-05	1.79E-04	4.47E-04	1.00E-02	
PBDE 138	182677-30-1	Water	Freshwater	181	8.57E-05	2.61E-04	1.84E-06	5.75E-06	1.09E-05	7.19E-05	1.58E-04	2.00E-03	
PBDE 153	68631-49-2	Water	Freshwater	181	6.14E-04	1.51E-03	3.73E-06	3.73E-06	1.18E-04	5.70E-04	1.31E-03	1.50E-02	
PBDE 154	207122-15-4	Water	Freshwater	180	3.75E-04	1.12E-03	2.50E-06	2.50E-06	3.32E-05	3.70E-04	8.50E-04	1.30E-02	
Indaziflam	950782-86-2	Water	Freshwater	177	1.71E+00	8.08E-01	9.70E-03	2.10E+00	2.10E+00	2.10E+00	2.10E+00	2.10E+00	2.10E+00
Nodularin	14277-97-5	Water	Freshwater	177	1.00E-02	6.96E-18	1.00E-02	1.00E-02	1.00E-02	1.00E-02	1.00E-02	1.00E-02	1.00E-02
PBDE 030	155999-95-4	Water	Freshwater	177	3.96E-06	2.24E-05	2.84E-07	2.28E-06	2.28E-06	2.28E-06	2.28E-06	2.28E-06	3.00E-04
L-Domoic acid	78111-17-8	Water	Freshwater	176	1.00E-02	6.96E-18	1.00E-02	1.00E-02	1.00E-02	1.00E-02	1.00E-02	1.00E-02	1.00E-02
Okadaic acid	243982-83-4	Water	Freshwater	176	1.00E-02	6.96E-18	1.00E-02	1.00E-02	1.00E-02	1.00E-02	1.00E-02	1.00E-02	1.00E-02
PBDE 206	63387-28-0	Water	Freshwater	174	6.89E-03	5.02E-02	2.03E-05	2.03E-05	2.03E-05	1.44E-03	4.49E-03	5.23E-01	

Compound	CASNumber	Media	Type	count	mean	std	min	25%	50%	75%	90%	max
PBDE 209	1163-19-5	Water	Freshwater	174	2.92E-02	1.16E-01	8.59E-05	8.59E-05	8.59E-05	1.94E-02	5.79E-02	1.10E+00
PBDE 049	243982-82-3	Water	Freshwater	172	2.09E-04	3.43E-04	4.64E-07	4.64E-07	9.43E-05	3.35E-04	4.58E-04	3.00E-03
PBDE 207	437701-79-6	Water	Freshwater	171	8.21E-03	5.83E-02	1.94E-05	1.94E-05	1.52E-04	1.95E-03	6.14E-03	6.25E-01
PBDE 208	437701-78-5	Water	Freshwater	170	5.61E-03	3.93E-02	2.37E-05	2.37E-05	1.09E-04	1.47E-03	3.88E-03	4.22E-01
PBDE 183	207122-16-5	Water	Freshwater	166	2.77E-04	9.31E-04	7.40E-06	7.40E-06	7.40E-06	2.67E-04	5.87E-04	1.10E-02
PBDE 190	189084-68-2	Water	Freshwater	162	5.06E-05	1.35E-04	2.20E-06	2.57E-05	2.57E-05	2.57E-05	7.77E-05	1.64E-03
Tamoxifen	10540-29-1	Water	Freshwater	161	2.70E+02	0.00E+00	2.70E+02	2.70E+02	2.70E+02	2.70E+02	2.70E+02	2.70E+02
FORAMSULFURON	173159-57-4	Water	Freshwater	147	2.00E+01	0.00E+00	2.00E+01	2.00E+01	2.00E+01	2.00E+01	2.00E+01	2.00E+01
atorvastatin	134523-00-5	Water	Freshwater	135	9.93E+00	8.60E-01	2.10E-03	1.00E+01	1.00E+01	1.00E+01	1.00E+01	1.00E+01
Malaoxon	1634-78-2	Water	Freshwater	128	5.00E-03	3.48E-18	5.00E-03	5.00E-03	5.00E-03	5.00E-03	5.00E-03	5.00E-03
PBDE 203	337513-72-1	Water	Freshwater	125	6.61E-04	2.18E-03	1.11E-05	2.11E-05	1.82E-04	4.91E-04	1.05E-03	1.90E-02
PFNA	375-95-1	Water	Freshwater	107	7.20E+00	4.51E+00	3.00E-04	2.90E-03	1.00E+01	1.00E+01	1.00E+01	1.00E+01
PFOA	335-67-1	Water	Freshwater	107	7.20E+00	4.51E+00	3.10E-03	1.10E-02	1.00E+01	1.00E+01	1.00E+01	1.00E+01
PFOS	1763-23-1	Water	Freshwater	107	7.20E+00	4.51E+00	3.80E-03	2.17E-02	1.00E+01	1.00E+01	1.00E+01	1.00E+01
RPA 200766	205650-69-7	Water	Freshwater	107	2.81E-03	5.12E-03	1.60E-03	1.60E-03	1.60E-03	1.60E-03	1.60E-03	3.90E-02
PBDE 071	189084-62-6	Water	Freshwater	102	3.63E-05	5.87E-05	3.86E-07	6.88E-06	2.13E-05	3.93E-05	7.69E-05	3.55E-04
PBDE 128	182677-28-7	Water	Freshwater	93	1.78E-05	1.67E-05	2.73E-06	1.28E-05	1.28E-05	1.28E-05	3.00E-05	1.06E-04
PBDE 007	171977-44-9	Water	Freshwater	92	4.54E-06	1.01E-05	1.72E-07	4.72E-07	1.37E-06	3.91E-06	9.15E-06	6.47E-05
PBDE 035	147217-80-9	Water	Freshwater	92	2.53E-05	5.90E-05	6.73E-07	1.39E-06	1.17E-05	2.60E-05	4.00E-05	4.15E-04
PBDE 051	189084-57-9	Water	Freshwater	92	2.81E-05	3.39E-05	3.80E-07	8.00E-06	1.81E-05	3.69E-05	5.45E-05	2.06E-04
PBDE 105	373594-78-6	Water	Freshwater	92	5.57E-06	8.30E-06	1.53E-06	4.52E-06	4.52E-06	4.52E-06	4.52E-06	8.09E-05
PBDE 155	35854-94-5	Water	Freshwater	92	3.42E-05	3.91E-05	7.11E-07	9.58E-06	2.00E-05	3.57E-05	8.55E-05	1.85E-04
PBDE 008	147217-71-8	Water	Freshwater	91	1.35E-05	6.77E-05	4.61E-07	6.02E-07	1.77E-06	3.56E-06	1.19E-05	6.07E-04
PBDE 015	2050-47-7	Water	Freshwater	91	1.88E-05	5.12E-05	6.09E-07	2.99E-06	6.82E-06	1.33E-05	3.19E-05	4.34E-04
PBDE 032	189084-60-4	Water	Freshwater	91	1.69E-06	2.67E-06	5.30E-07	1.25E-06	1.25E-06	1.25E-06	1.25E-06	2.47E-05
PBDE 119	189084-66-0	Water	Freshwater	91	4.21E-05	7.04E-05	3.42E-06	7.98E-06	1.88E-05	4.26E-05	8.84E-05	4.13E-04
PBDE 181	189084-67-1	Water	Freshwater	91	1.56E-05	2.90E-05	1.63E-06	5.62E-06	5.62E-06	1.52E-05	3.05E-05	2.44E-04
PBDE 075	189084-63-7	Water	Freshwater	90	1.22E-05	1.37E-05	3.04E-07	3.46E-06	7.76E-06	1.49E-05	2.49E-05	8.04E-05
PBDE 140	243982-83-4	Water	Freshwater	90	3.39E-05	4.77E-05	6.88E-07	8.51E-06	2.06E-05	3.94E-05	7.26E-05	3.34E-04
PBDE 012	189084-59-1	Water	Freshwater	89	1.73E-05	8.68E-05	3.94E-07	6.65E-07	1.85E-06	3.63E-06	8.54E-06	7.53E-04
PBDE 126	366791-32-4	Water	Freshwater	88	3.74E-06	6.60E-06	5.21E-07	2.04E-06	2.04E-06	2.04E-06	6.31E-06	5.81E-05
PBDE 077	93703-48-1	Water	Freshwater	87	1.04E-05	4.39E-05	1.68E-07	4.83E-07	1.99E-06	3.64E-06	7.34E-06	3.57E-04
PBDE 010	51930-04-2	Water	Freshwater	86	4.64E-07	6.96E-09	4.00E-07	4.64E-07	4.64E-07	4.64E-07	4.64E-07	4.64E-07
PBDE 116	189084-65-9	Water	Freshwater	86	1.63E-05	7.20E-05	1.67E-06	5.92E-06	5.92E-06	5.92E-06	5.92E-06	6.41E-04
PBDE 037	147217-81-0	Water	Freshwater	85	2.11E-05	7.22E-05	3.72E-07	3.50E-06	5.55E-06	1.23E-05	2.54E-05	5.19E-04
PBDE 179	446255-25-0	Water	Freshwater	85	1.00E-03	6.54E-19	1.00E-03	1.00E-03	1.00E-03	1.00E-03	1.00E-03	1.00E-03
PBDE 184	117948-63-7	Water	Freshwater	85	1.00E-03	6.54E-19	1.00E-03	1.00E-03	1.00E-03	1.00E-03	1.00E-03	1.00E-03
PBDE 188	116995-32-5	Water	Freshwater	85	1.00E-03	6.54E-19	1.00E-03	1.00E-03	1.00E-03	1.00E-03	1.00E-03	1.00E-03
PBDE 200	446255-46-5	Water	Freshwater	85	1.04E-03	4.08E-04	1.00E-03	1.00E-03	1.00E-03	1.00E-03	1.00E-03	4.76E-03
PBDE 201	446255-50-1	Water	Freshwater	85	1.03E-03	2.83E-04	1.00E-03	1.00E-03	1.00E-03	1.00E-03	1.00E-03	3.61E-03
PBDE 202	67797-09-5	Water	Freshwater	85	1.01E-03	7.92E-05	1.00E-03	1.00E-03	1.00E-03	1.00E-03	1.00E-03	1.73E-03

Compound	CASNumber	Media	Type	count	mean	std	min	25%	50%	75%	90%	max
PBDE 079	446254-48-4	Water	Freshwater	84	1.85E-05	3.80E-05	4.36E-07	4.36E-07	4.41E-06	1.42E-05	5.19E-05	2.29E-04
estradiol, 17beta-	50-28-2	Water	Freshwater	72	9.86E-02	1.16E-02	1.19E-03	1.00E-01	1.00E-01	1.00E-01	1.00E-01	1.00E-01
4-nonylphenol	104-40-5	Water	Freshwater	67	3.69E-01	8.55E-03	3.00E-01	3.70E-01	3.70E-01	3.70E-01	3.70E-01	3.70E-01
Tris(2-chloroethyl) phosphate	115-96-8	Water	Freshwater	59	1.60E-01	6.66E-02	1.20E-03	1.75E-01	1.75E-01	1.75E-01	1.75E-01	3.80E-01
diphenylhydrazine, 1,2-	122-66-7	Water	Freshwater	56	2.50E-01	0.00E+00	2.50E-01	2.50E-01	2.50E-01	2.50E-01	2.50E-01	2.50E-01
galaxolide	1222-05-5	Water	Freshwater	55	4.58E-01	1.34E-01	3.00E-03	5.00E-01	5.00E-01	5.00E-01	5.00E-01	5.00E-01
4-tert-Octylphenol	140-66-9	Water	Freshwater	55	9.85E-01	1.08E-01	2.00E-01	1.00E+00	1.00E+00	1.00E+00	1.00E+00	1.00E+00
Acetophenone	98-86-2	Water	Freshwater	55	3.67E-01	9.44E-02	1.00E-01	4.00E-01	4.00E-01	4.00E-01	4.00E-01	4.00E-01
Chlortetracycline	57-62-5	Water	Freshwater	55	1.00E-02	5.25E-18	1.00E-02	1.00E-02	1.00E-02	1.00E-02	1.00E-02	1.00E-02
Doxycycline	564-25-0	Water	Freshwater	55	1.00E-02	5.25E-18	1.00E-02	1.00E-02	1.00E-02	1.00E-02	1.00E-02	1.00E-02
Isoborneol	124-76-5	Water	Freshwater	55	1.80E-01	1.12E-16	1.80E-01	1.80E-01	1.80E-01	1.80E-01	1.80E-01	1.80E-01
lincomycin	154-21-2	Water	Freshwater	55	2.65E-01	1.36E+00	2.00E-02	2.00E-02	2.00E-02	2.00E-02	8.44E-02	9.99E+00
Menthol	1490-04-6	Water	Freshwater	55	3.89E-01	5.86E-02	8.00E-02	4.00E-01	4.00E-01	4.00E-01	4.00E-01	4.00E-01
Methylindole, 3-	83-34-1	Water	Freshwater	55	1.32E-01	3.94E-01	1.00E-02	8.00E-02	8.00E-02	8.00E-02	8.00E-02	3.00E+00
Oxytetracycline	79-57-2	Water	Freshwater	55	1.00E-02	5.25E-18	1.00E-02	1.00E-02	1.00E-02	1.00E-02	1.00E-02	1.00E-02
roxithromycin	80214-83-1	Water	Freshwater	55	5.00E-02	3.50E-17	5.00E-02	5.00E-02	5.00E-02	5.00E-02	5.00E-02	5.00E-02
sulfachloropyridazine	80-32-0	Water	Freshwater	55	5.69E-03	2.93E-03	5.00E-03	5.00E-03	5.00E-03	5.00E-03	5.00E-03	2.00E-02
sulfathiazole	72-14-0	Water	Freshwater	55	1.40E-02	1.78E-02	1.00E-02	1.00E-02	1.00E-02	1.00E-02	1.12E-02	1.17E-01
Tetracycline	60-54-8	Water	Freshwater	55	1.00E-02	5.25E-18	1.00E-02	1.00E-02	1.00E-02	1.00E-02	1.00E-02	1.00E-02
tonalide	21145-77-7	Water	Freshwater	55	5.00E-01	0.00E+00	5.00E-01	5.00E-01	5.00E-01	5.00E-01	5.00E-01	5.00E-01
4-n-Octylphenol	1806-26-4	Water	Freshwater	54	1.60E-01	8.40E-17	1.60E-01	1.60E-01	1.60E-01	1.60E-01	1.60E-01	1.60E-01
Camphor	76-22-2	Water	Freshwater	54	8.69E-02	5.11E-02	3.00E-03	1.00E-01	1.00E-01	1.00E-01	1.00E-01	3.50E-01
Indole	120-72-9	Water	Freshwater	54	8.76E-01	5.42E+00	1.00E-02	1.40E-01	1.40E-01	1.40E-01	1.40E-01	4.00E+01
VINCLOZOLIN	50471-44-8	Water	Freshwater	54	5.00E+00	0.00E+00	5.00E+00	5.00E+00	5.00E+00	5.00E+00	5.00E+00	5.00E+00
bisphenol a	80-05-7	Water	Freshwater	53	4.72E+01	1.17E+01	1.00E-02	5.00E+01	5.00E+01	5.00E+01	5.00E+01	5.00E+01
estrone	53-16-7	Water	Freshwater	53	7.85E-01	1.10E-01	2.18E-03	8.00E-01	8.00E-01	8.00E-01	8.00E-01	8.00E-01
benzophenone	119-61-9	Water	Freshwater	53	1.05E-01	3.41E-02	1.00E-02	1.20E-01	1.20E-01	1.20E-01	1.20E-01	1.20E-01
Equilenin	517-09-9	Water	Freshwater	53	2.00E+00	0.00E+00	2.00E+00	2.00E+00	2.00E+00	2.00E+00	2.00E+00	2.00E+00
ethinylestradiol, 17alpha-	57-63-6	Water	Freshwater	53	7.85E-01	1.10E-01	1.21E-03	8.00E-01	8.00E-01	8.00E-01	8.00E-01	8.00E-01
Methyl salicylate	119-36-8	Water	Freshwater	53	1.59E-01	5.52E-02	8.00E-03	1.80E-01	1.80E-01	1.80E-01	1.80E-01	1.80E-01
NTN33893 - desnitro olefine	N/A	Water	Freshwater	53	8.10E-03	1.75E-18	8.10E-03	8.10E-03	8.10E-03	8.10E-03	8.10E-03	8.10E-03
NTN33893-olefine	115086-54-9; 27387-87-7	Water	Freshwater	53	4.43E-02	2.80E-17	4.43E-02	4.43E-02	4.43E-02	4.43E-02	4.43E-02	4.43E-02
triethyl citrate	77-93-0	Water	Freshwater	53	3.78E-01	8.87E-02	1.00E-02	4.00E-01	4.00E-01	4.00E-01	4.00E-01	4.00E-01
Flumioxazin	103361-09-7	Water	Freshwater	52	1.80E-02	7.21E-03	1.70E-02	1.70E-02	1.70E-02	1.70E-02	1.70E-02	6.90E-02
carbadox	7/5/6804	Water	Freshwater	51	2.00E-03	1.31E-18	2.00E-03	2.00E-03	2.00E-03	2.00E-03	2.00E-03	2.00E-03
sulfamerazine	127-79-7	Water	Freshwater	51	5.00E-03	1.75E-18	5.00E-03	5.00E-03	5.00E-03	5.00E-03	5.00E-03	5.00E-03
Triphenyl phosphate	115-86-6	Water	Freshwater	50	9.64E-02	4.28E-02	1.00E-02	1.20E-01	1.20E-01	1.20E-01	1.20E-01	1.20E-01
PBDE 205	446255-56-7	Water	Freshwater	46	4.01E-05	7.13E-05	2.92E-05	2.92E-05	2.92E-05	2.92E-05	2.92E-05	5.13E-04
PBDE 197	117964-21-3	Water	Freshwater	44	4.59E-04	8.90E-04	1.39E-05	1.23E-04	2.39E-04	4.34E-04	9.58E-04	5.84E-03
Tris(1,3-dichloro-2-propyl) phosphate	13674-87-8	Water	Freshwater	43	2.35E-01	1.10E-01	4.90E-03	2.58E-01	2.85E-01	2.85E-01	2.85E-01	4.90E-01
Testosterone	58-22-0	Water	Freshwater	42	1.56E+00	2.47E-01	8.70E-04	1.60E+00	1.60E+00	1.60E+00	1.60E+00	1.60E+00

Compound	CASNumber	Media	Type	count	mean	std	min	25%	50%	75%	90%	max
Progesterone	57-83-0	Water	Freshwater	41	7.80E+00	1.25E+00	4.90E-03	8.00E+00	8.00E+00	8.00E+00	8.00E+00	8.00E+00
DIQUAT DIBROMIDE	85-00-7; 2764-72-9	Water	Freshwater	39	3.92E-01	4.80E-02	1.00E-01	4.00E-01	4.00E-01	4.00E-01	4.00E-01	4.00E-01
Tris(2-butoxyethyl) phosphate	78-51-3	Water	Freshwater	36	6.19E-01	8.02E-02	3.00E-01	6.40E-01	6.40E-01	6.40E-01	6.40E-01	8.00E-01
Lyngbyatoxin-a	70497-14-2	Water	Freshwater	35	2.46E-01	3.92E-01	1.80E-01	1.80E-01	1.80E-01	1.80E-01	1.80E-01	2.50E+00
PBDE 003	101-55-3	Water	Freshwater	34	3.50E-01	5.90E-02	1.60E-02	3.60E-01	3.60E-01	3.60E-01	3.60E-01	3.60E-01
celestolide	13171-00-1	Water	Freshwater	33	5.00E+01	0.00E+00	5.00E+01	5.00E+01	5.00E+01	5.00E+01	5.00E+01	5.00E+01
musk ketone	81-14-1	Water	Freshwater	33	5.00E+01	0.00E+00	5.00E+01	5.00E+01	5.00E+01	5.00E+01	5.00E+01	5.00E+01
phantolide	15323-35-0	Water	Freshwater	33	5.00E+01	0.00E+00	5.00E+01	5.00E+01	5.00E+01	5.00E+01	5.00E+01	5.00E+01
6:2 FTS	27619-97-2	Water	Freshwater	30	4.13E-04	7.30E-04	2.00E-04	2.00E-04	2.00E-04	2.00E-04	2.00E-04	9.00E-04
8:2 FTS	39108-34-4	Water	Freshwater	30	2.17E-04	9.13E-05	2.00E-04	2.00E-04	2.00E-04	2.00E-04	2.00E-04	7.00E-04
N-EtFOSAA	909405-49-8	Water	Freshwater	30	3.17E-04	2.94E-04	2.00E-04	2.00E-04	2.00E-04	2.00E-04	2.75E-04	4.10E-04
N-MeFOSAA	2355-31-9	Water	Freshwater	30	2.73E-04	2.03E-04	1.00E-04	2.00E-04	2.00E-04	2.00E-04	2.00E-04	5.00E-04
PFBS	375-73-5	Water	Freshwater	30	2.74E-03	2.85E-03	5.00E-04	5.00E-04	2.30E-03	4.13E-03	5.64E-03	1.10E-02
PFDA	335-76-2	Water	Freshwater	30	1.87E-03	9.28E-04	2.00E-04	1.30E-03	1.70E-03	2.35E-03	3.21E-03	4.00E-03
PFDoA	307-55-1	Water	Freshwater	30	4.50E-04	3.64E-04	2.00E-04	2.00E-04	3.00E-04	5.75E-04	8.10E-04	1.90E-03
PFDS	335-77-3	Water	Freshwater	30	2.77E-04	1.43E-04	2.00E-04	2.00E-04	2.00E-04	3.50E-04	4.20E-04	7.00E-04
PFHpA	375-85-9	Water	Freshwater	30	2.85E-03	1.12E-03	1.20E-03	2.20E-03	2.80E-03	3.40E-03	4.24E-03	5.70E-03
PFHxA	307-24-4	Water	Freshwater	30	5.30E-03	1.76E-03	2.60E-03	4.08E-03	4.90E-03	6.35E-03	7.75E-03	9.70E-03
PFHxS	355-46-4	Water	Freshwater	30	2.28E-03	1.24E-03	1.00E-03	1.43E-03	2.05E-03	2.60E-03	3.71E-03	6.50E-03
PFOSA	754-91-6	Water	Freshwater	30	7.07E-04	4.59E-04	2.00E-04	4.00E-04	5.00E-04	1.08E-03	1.33E-03	1.80E-03
PFPeA	2706-90-3	Water	Freshwater	30	3.32E-03	2.40E-03	3.00E-04	1.40E-03	2.95E-03	4.28E-03	6.84E-03	9.50E-03
PFUnA	2058-94-8	Water	Freshwater	30	4.60E-04	2.49E-04	3.00E-04	3.00E-04	3.00E-04	5.75E-04	9.00E-04	1.10E-03
Polyoxyethylene branched-C9-alkylphenol (mixture)	68412-54-4	Water	Freshwater	26	3.07E-01	4.83E-02	1.00E-01	3.20E-01	3.20E-01	3.20E-01	3.20E-01	3.20E-01
Isoxaben	82558-50-7	Water	Freshwater	25	9.20E-03	1.96E-02	4.00E-03	4.00E-03	4.00E-03	4.00E-03	4.00E-03	9.60E-02
PBDE 025	147217-77-4	Water	Freshwater	25	1.00E-03	6.64E-19	1.00E-03	1.00E-03	1.00E-03	1.00E-03	1.00E-03	1.00E-03
PBDE 033	147217-78-5	Water	Freshwater	25	1.00E-03	6.64E-19	1.00E-03	1.00E-03	1.00E-03	1.00E-03	1.00E-03	1.00E-03
Limonene, d-	5989-27-5	Water	Freshwater	22	1.41E-01	3.08E-02	4.00E-02	1.40E-01	1.40E-01	1.40E-01	1.49E-01	2.30E-01
2-[2-(4-nonylphenoxy)ethoxy]ethanol (mixture)	20427-84-3 (or 9016-45-9)	Water	Freshwater	21	1.48E+00	3.48E-01	4.00E-01	1.60E+00	1.60E+00	1.60E+00	1.60E+00	1.60E+00
Androstenedione	63-05-8	Water	Freshwater	20	7.20E-01	2.46E-01	1.16E-03	8.00E-01	8.00E-01	8.00E-01	8.00E-01	8.00E-01
Androsterone	53-41-8	Water	Freshwater	20	8.00E-01	1.14E-16	8.00E-01	8.00E-01	8.00E-01	8.00E-01	8.00E-01	8.00E-01
diethylstilbestrol	56-53-1	Water	Freshwater	20	7.60E-01	1.79E-01	9.70E-04	8.00E-01	8.00E-01	8.00E-01	8.00E-01	8.00E-01
Equilin	474-86-2	Water	Freshwater	20	8.00E+00	0.00E+00	8.00E+00	8.00E+00	8.00E+00	8.00E+00	8.00E+00	8.00E+00
estradiol, 17alpha-	57-91-0	Water	Freshwater	20	7.60E-01	1.79E-01	1.19E-03	8.00E-01	8.00E-01	8.00E-01	8.00E-01	8.00E-01
Estriol	50-27-1	Water	Freshwater	20	1.90E+00	4.47E-01	6.20E-04	2.00E+00	2.00E+00	2.00E+00	2.00E+00	2.00E+00
Mestranol	72-33-3	Water	Freshwater	20	7.60E-01	1.79E-01	8.60E-04	8.00E-01	8.00E-01	8.00E-01	8.00E-01	8.00E-01
sitosterol, beta-	83-46-5	Water	Freshwater	18	2.47E+00	1.81E+00	6.00E-01	2.00E+00	2.00E+00	2.00E+00	2.81E+00	9.10E+00
Theobromine	83-67-0	Water	Freshwater	16	1.00E+01	0.00E+00	1.00E+01	1.00E+01	1.00E+01	1.00E+01	1.00E+01	1.00E+01
temephos	3383-96-8	Water	Freshwater	12	1.00E-03	2.26E-19	1.00E-03	1.00E-03	1.00E-03	1.00E-03	1.00E-03	1.00E-03
2-(4-nonylphenoxy)ethanol	104-35-8	Water	Freshwater	8	1.47E+00	3.78E-01	5.30E-01	1.60E+00	1.60E+00	1.60E+00	1.60E+00	1.60E+00
fexofenadine	83799-24-0	Water	Freshwater	8	1.92E-01	2.56E-01	1.12E-02	2.15E-02	5.76E-02	2.77E-01	5.20E-01	7.08E-01

Compound	CASNumber	Media	Type	count	mean	std	min	25%	50%	75%	90%	max	
azithromycin	83905-01-5	Water	Freshwater	7	6.86E-03	4.91E-03	5.00E-03	5.00E-03	5.00E-03	5.00E-03	5.00E-03	1.02E-02	1.80E-02
Carfentrazone-ethyl	128639-02-1	Water	Freshwater	7	1.00E-01	1.50E-17	1.00E-01	1.00E-01	1.00E-01	1.00E-01	1.00E-01	1.00E-01	1.00E-01
ciprofloxacin	85721-33-1	Water	Freshwater	7	6.57E-03	3.36E-03	5.00E-03	5.00E-03	5.00E-03	5.00E-03	6.00E-03	9.80E-03	1.40E-02
Amoxicillin	26787-78-0	Water	Freshwater	4	3.00E+01	0.00E+00	3.00E+01	3.00E+01	3.00E+01	3.00E+01	3.00E+01	3.00E+01	3.00E+01
enrofloxacin	93106-60-6	Water	Freshwater	4	5.00E-03	0.00E+00	5.00E-03	5.00E-03	5.00E-03	5.00E-03	5.00E-03	5.00E-03	5.00E-03
Epichlortetracycline, 4-	14297-93-9	Water	Freshwater	4	1.00E-02	0.00E+00	1.00E-02	1.00E-02	1.00E-02	1.00E-02	1.00E-02	1.00E-02	1.00E-02
Epitetracycline, 4-	79-85-6	Water	Freshwater	4	1.00E-02	0.00E+00	1.00E-02	1.00E-02	1.00E-02	1.00E-02	1.00E-02	1.00E-02	1.00E-02
lomefloxacin	98079-51-7	Water	Freshwater	4	5.00E-03	0.00E+00	5.00E-03	5.00E-03	5.00E-03	5.00E-03	5.00E-03	5.00E-03	5.00E-03
norfloxacin	70458-96-7	Water	Freshwater	4	5.00E-03	0.00E+00	5.00E-03	5.00E-03	5.00E-03	5.00E-03	5.00E-03	5.00E-03	5.00E-03
ofloxacin	82419-36-1	Water	Freshwater	4	5.00E-03	0.00E+00	5.00E-03	5.00E-03	5.00E-03	5.00E-03	5.00E-03	5.00E-03	5.00E-03
ormetoprim	6981-18-6	Water	Freshwater	4	5.00E-03	0.00E+00	5.00E-03	5.00E-03	5.00E-03	5.00E-03	5.00E-03	5.00E-03	5.00E-03
sarafloxacin	98105-99-8	Water	Freshwater	4	5.00E-03	0.00E+00	5.00E-03	5.00E-03	5.00E-03	5.00E-03	5.00E-03	5.00E-03	5.00E-03
sulfadiazine	68-35-9	Water	Freshwater	4	6.00E-03	2.00E-03	5.00E-03	5.00E-03	5.00E-03	5.00E-03	6.00E-03	7.80E-03	9.00E-03
terpineol, alpha-	98-55-5	Water	Freshwater	4	6.00E+00	0.00E+00	6.00E+00	6.00E+00	6.00E+00	6.00E+00	6.00E+00	6.00E+00	6.00E+00
virginiamycin	11006-76-1	Water	Freshwater	4	5.00E-03	0.00E+00	5.00E-03	5.00E-03	5.00E-03	5.00E-03	5.00E-03	5.00E-03	5.00E-03
tris(2-chloroisopropyl) phosphate	13674-84-5	Water	Freshwater	3	4.10E-02	1.48E-02	2.40E-02	3.60E-02	4.80E-02	4.95E-02	5.04E-02	5.10E-02	5.10E-02
MANCOZEB	8018-01-7	Water	Freshwater	2	3.00E+01	0.00E+00	3.00E+01	3.00E+01	3.00E+01	3.00E+01	3.00E+01	3.00E+01	3.00E+01
benztropine	86-13-5	Water	Freshwater	1	2.32E-02	-	2.32E-02	2.32E-02	2.32E-02	2.32E-02	2.32E-02	2.32E-02	2.32E-02
lopromide	73334-07-3	Water	Freshwater	0	-	-	-	-	-	-	-	-	-
Salicylic acid	69-72-7	Water	Freshwater	0	-	-	-	-	-	-	-	-	-
prednisolone	50-24-8	Water	Freshwater	0	-	-	-	-	-	-	-	-	-
diazinon	333-41-5	Water	Estuarine	335	2.96E-02	9.22E-02	8.50E-05	1.23E-04	1.23E-04	5.29E-04	7.38E-02	6.91E-01	6.91E-01
Bifenthrin	82657-04-3	Water	Estuarine	144	1.57E+00	4.47E-01	2.60E-03	1.70E+00	1.70E+00	1.70E+00	1.70E+00	1.70E+00	1.70E+00
Chlorpyrifos	2921-88-2	Water	Estuarine	334	9.93E-03	4.54E-02	1.00E-05	2.60E-05	2.60E-05	2.60E-05	1.87E-02	5.52E-01	5.52E-01
galaxolide	1222-05-5	Water	Estuarine	24	2.01E-02	4.28E-03	1.00E-02	2.00E-02	2.00E-02	2.00E-02	2.07E-02	3.10E-02	3.10E-02
permethrin	52645-53-1	Water	Estuarine	135	3.30E+00	5.78E-01	8.10E-04	3.40E+00	3.40E+00	3.40E+00	3.40E+00	3.40E+00	3.40E+00
1,2-bis(2,4,6-tribromophenoxy)ethane	37853-59-1	Water	Estuarine	37	4.00E-04	2.75E-19	4.00E-04	4.00E-04	4.00E-04	4.00E-04	4.00E-04	4.00E-04	4.00E-04
2-(4-nonylphenoxy)ethanol	104-35-8	Water	Estuarine	29	8.00E-01	3.39E-16	8.00E-01	8.00E-01	8.00E-01	8.00E-01	8.00E-01	8.00E-01	8.00E-01
2,4,6-tribromophenyl allyl ether	3278-89-5	Water	Estuarine	37	2.00E-04	1.37E-19	2.00E-04	2.00E-04	2.00E-04	2.00E-04	2.00E-04	2.00E-04	2.00E-04
2,4-dichlorophenoxyacetic acid	94-75-7	Water	Estuarine	146	4.50E-01	1.17E-15	4.50E-01	4.50E-01	4.50E-01	4.50E-01	4.50E-01	4.50E-01	4.50E-01
2-[2-(4-nonylphenoxy)ethoxy]ethanol (mixture)	20427-84-3 (or 9016-45-9)	Water	Estuarine	29	8.00E-01	3.39E-16	8.00E-01	8.00E-01	8.00E-01	8.00E-01	8.00E-01	8.00E-01	8.00E-01
2-ethyl-1-hexyl-2,3,4,5-tetrabromobenzoate	183658-27-7	Water	Estuarine	37	3.47E-04	4.34E-04	2.00E-04	2.00E-04	2.00E-04	2.00E-04	6.40E-04	1.85E-03	1.85E-03
2-Ethylhexyl diphenyl phosphate	1241-94-7	Water	Estuarine	49	7.57E-03	1.45E-02	3.00E-04	4.00E-04	4.00E-04	5.00E-03	3.66E-02	5.00E-02	5.00E-02
3,4-Dichloroaniline	95-76-1	Water	Estuarine	199	3.12E-03	4.66E-03	1.80E-03	1.90E-03	1.90E-03	3.00E-03	4.36E-03	5.84E-02	5.84E-02
3,5-Dichloroaniline	626-43-7	Water	Estuarine	133	7.37E+00	1.30E+00	6.20E-03	7.60E+00	7.60E+00	7.60E+00	7.60E+00	7.60E+00	7.60E+00
4-n-Octylphenol	1806-26-4	Water	Estuarine	11	2.00E-02	3.64E-18	2.00E-02	2.00E-02	2.00E-02	2.00E-02	2.00E-02	2.00E-02	2.00E-02
4-nonylphenol	104-40-5	Water	Estuarine	162	3.64E-01	4.33E-02	3.47E-02	3.70E-01	3.70E-01	3.70E-01	3.70E-01	3.70E-01	3.70E-01
4-tert-Octylphenol	140-66-9	Water	Estuarine	24	2.00E-01	5.67E-17	2.00E-01	2.00E-01	2.00E-01	2.00E-01	2.00E-01	2.00E-01	2.00E-01
acetaminophen	103-90-2	Water	Estuarine	19	3.32E-02	9.50E-03	3.01E-02	3.01E-02	3.01E-02	3.01E-02	3.44E-02	6.67E-02	6.67E-02
Acetamiprid	135410-20-7	Water	Estuarine	69	1.23E-03	8.74E-19	1.23E-03	1.23E-03	1.23E-03	1.23E-03	1.23E-03	1.23E-03	1.23E-03
Acetophenone	98-86-2	Water	Estuarine	27	2.00E-01	5.66E-17	2.00E-01	2.00E-01	2.00E-01	2.00E-01	2.00E-01	2.00E-01	2.00E-01

Compound	CASNumber	Media	Type	count	mean	std	min	25%	50%	75%	90%	max
Acibenzolar-S-Methyl	135158-54-2	Water	Estuarine	23	3.00E-03	8.87E-19	3.00E-03	3.00E-03	3.00E-03	3.00E-03	3.00E-03	3.00E-03
albuterol	18559-94-9	Water	Estuarine	19	1.05E-02	7.86E-03	6.05E-04	3.85E-03	1.12E-02	1.45E-02	2.00E-02	2.75E-02
ALLETHRIN	584-79-2	Water	Estuarine	138	6.00E+00	0.00E+00	6.00E+00	6.00E+00	6.00E+00	6.00E+00	6.00E+00	6.00E+00
alprazolam	28981-97-7	Water	Estuarine	19	2.16E-03	1.42E-03	2.96E-04	1.04E-03	2.17E-03	2.85E-03	4.11E-03	4.89E-03
amitriptyline	50-48-6	Water	Estuarine	19	1.25E-02	1.02E-02	2.92E-04	3.28E-03	1.14E-02	2.23E-02	2.68E-02	2.87E-02
amlodipine	88150-42-9	Water	Estuarine	19	7.04E-03	8.71E-03	1.48E-03	1.48E-03	1.48E-03	9.79E-03	2.11E-02	2.74E-02
amphetamine	300-62-9	Water	Estuarine	19	8.25E-03	7.23E-03	4.16E-03	4.16E-03	4.16E-03	9.29E-03	1.86E-02	2.79E-02
Anatoxin a	64285-06-9, 85514-42-7	Water	Estuarine	75	1.71E-01	2.23E-01	5.00E-02	5.00E-02	5.00E-02	5.00E-02	5.42E-01	7.80E-01
atenolol	29122-68-7	Water	Estuarine	19	5.28E-01	7.66E-01	3.76E-03	7.85E-02	2.68E-01	4.92E-01	1.29E+00	2.64E+00
atorvastatin	134523-00-5	Water	Estuarine	19	2.28E-02	3.65E-02	3.00E-03	3.00E-03	6.04E-03	1.81E-02	7.64E-02	1.28E-01
Atrazine	1912-24-9	Water	Estuarine	317	5.38E-03	1.71E-02	2.30E-03	2.30E-03	2.30E-03	2.30E-03	2.30E-03	1.00E-01
azithromycin	83905-01-5	Water	Estuarine	16	3.77E-01	2.63E-01	3.01E-03	5.72E-02	4.23E-01	5.55E-01	6.53E-01	7.87E-01
Azoxystrobin	131860-33-8	Water	Estuarine	205	1.69E-02	4.86E-02	1.80E-03	5.00E-03	6.00E-03	1.00E-02	2.49E-02	5.96E-01
benfluralin	1861-40-1	Water	Estuarine	23	2.00E-03	1.33E-18	2.00E-03	2.00E-03	2.00E-03	2.00E-03	2.00E-03	2.00E-03
BENSULIDE	741-58-2	Water	Estuarine	7	7.03E-02	8.64E-02	1.40E-02	1.40E-02	4.00E-02	7.75E-02	1.53E-01	2.55E-01
benzophenone	119-61-9	Water	Estuarine	24	3.88E-02	3.38E-03	3.00E-02	4.00E-02	4.00E-02	4.00E-02	4.00E-02	4.00E-02
benzoylecgonine	519-09-5	Water	Estuarine	16	7.62E-02	1.20E-01	2.78E-03	6.73E-03	1.09E-02	7.65E-02	2.74E-01	3.61E-01
benztropine	86-13-5	Water	Estuarine	19	4.17E-04	6.94E-05	3.95E-04	3.95E-04	3.95E-04	3.95E-04	4.26E-04	6.61E-04
betamethasone	378-44-9	Water	Estuarine	19	1.73E-03	4.46E-19	1.73E-03	1.73E-03	1.73E-03	1.73E-03	1.73E-03	1.73E-03
Bis(2-ethylhexyl)tetrabromophthalate	26040-51-7	Water	Estuarine	37	4.99E-04	7.77E-04	2.00E-04	2.00E-04	2.00E-04	2.00E-04	1.25E-03	3.02E-03
bisphenol a	80-05-7	Water	Estuarine	66	2.01E-03	6.14E-03	6.12E-04	7.00E-04	7.00E-04	1.36E-03	2.95E-03	5.00E-02
Bisphenol A bis(diphenyl phosphate)	5945-33-5	Water	Estuarine	46	3.13E-04	2.36E-04	7.34E-06	2.66E-05	5.00E-04	5.00E-04	5.00E-04	5.00E-04
bisphenol af	1478-61-1	Water	Estuarine	23	8.00E-04	0.00E+00	8.00E-04	8.00E-04	8.00E-04	8.00E-04	8.00E-04	8.00E-04
bisphenol ap	1571-75-1	Water	Estuarine	23	7.00E-04	3.33E-19	7.00E-04	7.00E-04	7.00E-04	7.00E-04	7.00E-04	7.00E-04
bisphenol b	77-40-7	Water	Estuarine	23	8.00E-04	0.00E+00	8.00E-04	8.00E-04	8.00E-04	8.00E-04	8.00E-04	8.00E-04
bisphenol bp	1844-01-5	Water	Estuarine	23	8.00E-04	0.00E+00	8.00E-04	8.00E-04	8.00E-04	8.00E-04	8.00E-04	8.00E-04
bisphenol c	79-97-0	Water	Estuarine	23	7.00E-04	3.33E-19	7.00E-04	7.00E-04	7.00E-04	7.00E-04	7.00E-04	7.00E-04
bisphenol e	8/5/2081	Water	Estuarine	23	8.00E-04	0.00E+00	8.00E-04	8.00E-04	8.00E-04	8.00E-04	8.00E-04	8.00E-04
bisphenol f	620-92-8	Water	Estuarine	23	2.55E-02	3.55E-02	8.00E-04	8.92E-04	1.20E-02	3.46E-02	7.36E-02	1.45E-01
bisphenol g	127-54-8	Water	Estuarine	23	1.00E-03	6.65E-19	1.00E-03	1.00E-03	1.00E-03	1.00E-03	1.00E-03	1.00E-03
bisphenol m	13595-25-0	Water	Estuarine	23	9.00E-04	1.11E-19	9.00E-04	9.00E-04	9.00E-04	9.00E-04	9.00E-04	9.00E-04
bisphenol p	2167-51-3	Water	Estuarine	23	1.00E-03	6.65E-19	1.00E-03	1.00E-03	1.00E-03	1.00E-03	1.00E-03	1.00E-03
bisphenol ph	24038-68-4	Water	Estuarine	23	7.00E-04	3.33E-19	7.00E-04	7.00E-04	7.00E-04	7.00E-04	7.00E-04	7.00E-04
bisphenol s	80-09-1	Water	Estuarine	23	9.78E-03	2.64E-02	8.00E-04	1.00E-03	1.00E-03	3.86E-03	1.29E-02	1.20E-01
bisphenol tmc	129188-99-4	Water	Estuarine	23	1.10E-03	0.00E+00	1.10E-03	1.10E-03	1.10E-03	1.10E-03	1.10E-03	1.10E-03
bisphenol z	843-55-0	Water	Estuarine	23	1.40E-03	6.65E-19	1.40E-03	1.40E-03	1.40E-03	1.40E-03	1.40E-03	1.40E-03
Boscalid	188425-85-6	Water	Estuarine	136	8.98E-02	1.65E-01	2.50E-03	5.00E-03	1.84E-02	9.41E-02	2.46E-01	1.07E+00
BROMACIL	314-40-9	Water	Estuarine	24	8.00E-02	2.84E-17	8.00E-02	8.00E-02	8.00E-02	8.00E-02	8.00E-02	8.00E-02
Butyl benzyl phthalate	85-68-7	Water	Estuarine	20	8.15E+00	3.65E-15	8.15E+00	8.15E+00	8.15E+00	8.15E+00	8.15E+00	8.15E+00
caffeine	58-08-2	Water	Estuarine	43	4.13E-01	2.01E+00	1.51E-02	3.01E-02	3.01E-02	3.01E-02	5.47E-02	1.30E+01
Camphor	76-22-2	Water	Estuarine	24	4.04E-02	2.04E-03	4.00E-02	4.00E-02	4.00E-02	4.00E-02	4.00E-02	5.00E-02

Compound	CASNumber	Media	Type	count	mean	std	min	25%	50%	75%	90%	max
carbadox	7/5/6804	Water	Estuarine	16	1.48E-03	0.00E+00	1.48E-03	1.48E-03	1.48E-03	1.48E-03	1.48E-03	1.48E-03
carbamazepine	298-46-4	Water	Estuarine	19	1.61E-01	9.34E-02	5.20E-03	1.01E-01	2.01E-01	2.16E-01	2.52E-01	2.83E-01
CARBARYL	63-25-2	Water	Estuarine	178	3.03E-02	4.92E-03	5.60E-03	3.00E-02	3.00E-02	3.00E-02	3.00E-02	7.41E-02
Carbendazim	10605-21-7	Water	Estuarine	21	2.78E-01	2.88E-01	4.20E-03	1.15E-01	1.68E-01	3.97E-01	6.21E-01	1.01E+00
cefotaxime	63527-52-6	Water	Estuarine	5	5.78E-03	0.00E+00	5.78E-03	5.78E-03	5.78E-03	5.78E-03	5.78E-03	5.78E-03
Chlorantraniliprole	500008-45-7	Water	Estuarine	21	4.00E-03	1.78E-18	4.00E-03	4.00E-03	4.00E-03	4.00E-03	4.00E-03	4.00E-03
CHLOROTHALONIL	1897-45-6	Water	Estuarine	133	3.88E+00	9.18E-01	8.00E-04	4.10E+00	4.10E+00	4.10E+00	4.10E+00	4.10E+00
Chlorpyrifos-methyl	5598-13-0	Water	Estuarine	10	3.00E-03	4.57E-19	3.00E-03	3.00E-03	3.00E-03	3.00E-03	3.00E-03	3.00E-03
cimetidine	51481-61-9	Water	Estuarine	19	2.66E-02	4.26E-02	1.21E-03	1.21E-03	1.21E-03	4.79E-02	9.55E-02	1.39E-01
ciprofloxacin	85721-33-1	Water	Estuarine	19	1.08E-01	9.69E-02	9.12E-03	9.12E-03	9.10E-02	1.46E-01	2.54E-01	2.86E-01
clarithromycin	81103-11-9	Water	Estuarine	18	1.07E-01	1.03E-01	1.84E-03	2.01E-02	8.98E-02	1.56E-01	1.85E-01	4.17E-01
clinafloxacin	105956-97-6	Water	Estuarine	19	2.31E-02	3.56E-18	2.31E-02	2.31E-02	2.31E-02	2.31E-02	2.31E-02	2.31E-02
clonidine	4205-90-7	Water	Estuarine	19	3.00E-03	8.91E-19	3.00E-03	3.00E-03	3.00E-03	3.00E-03	3.00E-03	3.00E-03
clothianidin	210880-92-5	Water	Estuarine	147	1.60E-03	3.70E-18	1.60E-03	1.60E-03	1.60E-03	1.60E-03	1.60E-03	1.60E-03
cloxacillin	61-72-3	Water	Estuarine	5	1.16E-03	0.00E+00	1.16E-03	1.16E-03	1.16E-03	1.16E-03	1.16E-03	1.16E-03
cocaine	50-36-2	Water	Estuarine	17	7.89E-03	1.60E-02	1.48E-04	3.75E-04	1.46E-03	3.67E-03	2.59E-02	5.92E-02
codeine	76-57-3	Water	Estuarine	19	9.23E-02	8.40E-02	6.00E-03	6.00E-03	1.13E-01	1.54E-01	1.80E-01	2.62E-01
cotinine	486-56-6	Water	Estuarine	43	3.44E-02	8.76E-02	3.27E-03	3.27E-03	3.27E-03	2.36E-02	6.95E-02	5.55E-01
Cyazofamid	120116-88-3	Water	Estuarine	21	4.10E-03	1.78E-18	4.10E-03	4.10E-03	4.10E-03	4.10E-03	4.10E-03	4.10E-03
CYFLUTHRIN	68359-37-5	Water	Estuarine	144	5.13E+00	6.09E-01	1.82E-03	5.20E+00	5.20E+00	5.20E+00	5.20E+00	5.20E+00
Dechlorane 604 (total)	71245-27-7	Water	Estuarine	37	2.00E-04	1.37E-19	2.00E-04	2.00E-04	2.00E-04	2.00E-04	2.00E-04	2.00E-04
dehydronifedipine	67035-22-7	Water	Estuarine	19	8.49E-03	5.97E-03	5.68E-04	4.05E-03	8.56E-03	1.22E-02	1.45E-02	2.30E-02
deltamethrin	52918-63-5	Water	Estuarine	133	3.50E+00	0.00E+00	3.50E+00	3.50E+00	3.50E+00	3.50E+00	3.50E+00	3.50E+00
desmethyldiltiazem	86408-45-9	Water	Estuarine	19	2.94E-02	2.22E-02	1.48E-04	1.20E-02	2.71E-02	4.67E-02	5.51E-02	7.32E-02
Desulfinylfipronil Amide	1115248-09-3	Water	Estuarine	16	3.20E-03	8.96E-19	3.20E-03	3.20E-03	3.20E-03	3.20E-03	3.20E-03	3.20E-03
Di-2-ethylhexyl phthalate	117-81-7	Water	Estuarine	44	1.00E+00	0.00E+00	1.00E+00	1.00E+00	1.00E+00	1.00E+00	1.00E+00	1.00E+00
diazepam	439-14-5	Water	Estuarine	19	1.54E-03	1.19E-03	4.11E-04	4.11E-04	1.47E-03	2.05E-03	3.38E-03	3.68E-03
Diazoxon	962-58-3	Water	Estuarine	23	5.00E-03	1.77E-18	5.00E-03	5.00E-03	5.00E-03	5.00E-03	5.00E-03	5.00E-03
Dibromo-4-(1,2-dibromoethyl)cyclohexane, alpha-1,2-	N/A	Water	Estuarine	37	5.00E-04	3.30E-19	5.00E-04	5.00E-04	5.00E-04	5.00E-04	5.00E-04	5.00E-04
Dibromo-4-(1,2-dibromoethyl)cyclohexane, beta-1,2-	N/A	Water	Estuarine	37	5.00E-04	3.30E-19	5.00E-04	5.00E-04	5.00E-04	5.00E-04	5.00E-04	5.00E-04
Dibromo-4-(1,2-dibromoethyl)cyclohexane, gamma-1,2-	N/A	Water	Estuarine	37	6.00E-04	0.00E+00	6.00E-04	6.00E-04	6.00E-04	6.00E-04	6.00E-04	6.00E-04
Dibutyl phthalate	84-74-2	Water	Estuarine	20	8.15E+00	3.65E-15	8.15E+00	8.15E+00	8.15E+00	8.15E+00	8.15E+00	8.15E+00
dicamba	1918-00-9; 2300-66-5; 25059-78-3	Water	Estuarine	146	1.20E-01	2.23E-16	1.20E-01	1.20E-01	1.20E-01	1.20E-01	1.20E-01	1.20E-01
Dichlorvos	62-73-7	Water	Estuarine	100	5.57E-03	2.57E-02	3.00E-03	3.00E-03	3.00E-03	3.00E-03	3.00E-03	2.60E-01
Diethyl phthalate	84-66-2	Water	Estuarine	43	1.97E-01	2.29E-02	5.00E-02	2.00E-01	2.00E-01	2.00E-01	2.00E-01	2.00E-01
Difenoconazole	119446-68-3	Water	Estuarine	43	1.05E-02	5.27E-18	1.05E-02	1.05E-02	1.05E-02	1.05E-02	1.05E-02	1.05E-02
digoxigenin	1672-46-4	Water	Estuarine	19	5.43E-02	7.13E-18	5.43E-02	5.43E-02	5.43E-02	5.43E-02	5.43E-02	5.43E-02
digoxin	20830-75-5	Water	Estuarine	19	1.20E-02	3.56E-18	1.20E-02	1.20E-02	1.20E-02	1.20E-02	1.20E-02	1.20E-02
diltiazem	42399-41-7	Water	Estuarine	19	1.04E-01	6.90E-02	4.04E-04	4.34E-02	1.29E-01	1.45E-01	1.70E-01	2.17E-01
Dimethyl phthalate	131-11-3	Water	Estuarine	20	8.15E+00	3.65E-15	8.15E+00	8.15E+00	8.15E+00	8.15E+00	8.15E+00	8.15E+00

Compound	CASNumber	Media	Type	count	mean	std	min	25%	50%	75%	90%	max
dimethylxanthine, 1,7-	611-59-6	Water	Estuarine	5	1.40E-01	0.00E+00	1.40E-01	1.40E-01	1.40E-01	1.40E-01	1.40E-01	1.40E-01
Di-n-octyl phthalate	117-84-0	Water	Estuarine	20	8.15E+00	3.65E-15	8.15E+00	8.15E+00	8.15E+00	8.15E+00	8.15E+00	8.15E+00
DINOTEFURAN	165252-70-0	Water	Estuarine	51	4.21E-03	1.02E-02	2.52E-03	2.52E-03	2.52E-03	2.52E-03	2.52E-03	7.49E-02
diphenhydramine	58-73-1	Water	Estuarine	19	2.63E-01	3.03E-01	9.94E-04	4.22E-02	1.17E-01	4.58E-01	6.86E-01	9.55E-01
diphenylhydrazine, 1,2-	122-66-7	Water	Estuarine	5	7.00E-01	0.00E+00	7.00E-01	7.00E-01	7.00E-01	7.00E-01	7.00E-01	7.00E-01
disulfoton	298-04-4	Water	Estuarine	51	1.00E-03	6.57E-19	1.00E-03	1.00E-03	1.00E-03	1.00E-03	1.00E-03	1.00E-03
Diuron	330-54-1	Water	Estuarine	201	1.52E-02	1.01E-02	1.40E-03	9.00E-03	1.00E-02	2.00E-02	3.00E-02	6.40E-02
enalapril	75847-73-3	Water	Estuarine	19	1.31E-03	2.95E-03	6.00E-04	6.00E-04	6.00E-04	6.00E-04	7.88E-04	1.35E-02
enrofloxacin	93106-60-6	Water	Estuarine	19	6.03E-03	2.96E-04	5.93E-03	5.93E-03	5.93E-03	5.93E-03	6.10E-03	6.95E-03
erythromycin	114-07-8	Water	Estuarine	19	3.39E-02	2.29E-02	9.70E-04	1.87E-02	3.42E-02	4.60E-02	5.89E-02	7.93E-02
fipronil	120068-37-3	Water	Estuarine	146	2.66E+00	7.98E-01	1.40E-03	2.90E+00	2.90E+00	2.90E+00	2.90E+00	2.90E+00
Fipronil-desulfinyl	205650-65-3	Water	Estuarine	146	1.48E+00	4.22E-01	1.00E-03	1.60E+00	1.60E+00	1.60E+00	1.60E+00	1.60E+00
Fipronil-sulfide	120067-83-6	Water	Estuarine	146	1.76E+00	2.56E-01	4.25E-03	1.80E+00	1.80E+00	1.80E+00	1.80E+00	1.80E+00
Fipronil-sulfone	120068-36-2	Water	Estuarine	146	3.33E+00	7.49E-01	6.00E-04	3.50E+00	3.50E+00	3.50E+00	3.50E+00	3.50E+00
Flonicamid	158062-67-0	Water	Estuarine	21	3.40E-03	4.44E-19	3.40E-03	3.40E-03	3.40E-03	3.40E-03	3.40E-03	3.40E-03
Fluazinam	79622-59-6	Water	Estuarine	43	4.40E-03	4.39E-18	4.40E-03	4.40E-03	4.40E-03	4.40E-03	4.40E-03	4.40E-03
Fludioxonil	131341-86-1	Water	Estuarine	43	7.30E-03	5.27E-18	7.30E-03	7.30E-03	7.30E-03	7.30E-03	7.30E-03	7.30E-03
flumequine	42835-25-6	Water	Estuarine	19	2.68E-03	8.91E-19	2.68E-03	2.68E-03	2.68E-03	2.68E-03	2.68E-03	2.68E-03
fluocinonide	356-12-7	Water	Estuarine	19	5.92E-03	1.78E-18	5.92E-03	5.92E-03	5.92E-03	5.92E-03	5.92E-03	5.92E-03
fluoxetine	54910-89-3	Water	Estuarine	19	2.58E-02	2.21E-02	2.25E-03	8.37E-03	2.38E-02	3.45E-02	4.61E-02	9.12E-02
fluticasone propionate	80474-14-2	Water	Estuarine	19	3.22E-03	1.68E-03	2.52E-03	2.52E-03	2.52E-03	2.52E-03	6.33E-03	7.61E-03
FLUTOLANIL	66332-96-5	Water	Estuarine	26	4.40E-03	0.00E+00	4.40E-03	4.40E-03	4.40E-03	4.40E-03	4.40E-03	4.40E-03
FLUVALINATE	69409-94-5	Water	Estuarine	125	5.26E+00	4.74E-01	5.17E-04	5.30E+00	5.30E+00	5.30E+00	5.30E+00	5.30E+00
Fluxapyroxad	907204-31-3	Water	Estuarine	23	4.80E-03	0.00E+00	4.80E-03	4.80E-03	4.80E-03	4.80E-03	4.80E-03	4.80E-03
furosemide	54-31-9	Water	Estuarine	19	4.97E-01	3.93E-01	7.90E-02	1.42E-01	5.35E-01	6.96E-01	9.50E-01	1.36E+00
gamma-cyhalothrin	76703-62-3	Water	Estuarine	7	1.40E-03	2.38E-03	5.00E-04	5.00E-04	5.00E-04	5.00E-04	3.02E-03	6.80E-03
gemfibrozil	25812-30-0	Water	Estuarine	19	3.84E-01	5.73E-01	5.22E-03	1.06E-02	2.70E-02	8.25E-01	1.01E+00	2.05E+00
glipizide	29094-61-9	Water	Estuarine	19	1.61E-02	1.40E-02	8.87E-03	8.87E-03	8.87E-03	1.66E-02	2.74E-02	6.60E-02
glyburide	10238-21-8	Water	Estuarine	19	6.20E-03	2.66E-03	4.43E-03	4.43E-03	4.43E-03	7.44E-03	8.67E-03	1.44E-02
glyphosate	1071-83-6	Water	Estuarine	162	1.81E+00	8.93E-01	1.70E+00	1.70E+00	1.70E+00	1.70E+00	1.70E+00	1.20E+01
Hexabromobenzene	87-82-1	Water	Estuarine	37	2.00E-04	1.37E-19	2.00E-04	2.00E-04	2.00E-04	2.00E-04	2.00E-04	2.00E-04
Hexabromocyclododecane, alpha-	134237-50-6/678970-15-5	Water	Estuarine	37	2.00E-04	1.37E-19	2.00E-04	2.00E-04	2.00E-04	2.00E-04	2.00E-04	2.00E-04
Hexabromocyclododecane, beta-	134237-51-7/138257-18-8	Water	Estuarine	37	2.00E-04	1.37E-19	2.00E-04	2.00E-04	2.00E-04	2.00E-04	2.00E-04	2.00E-04
Hexabromocyclododecane, gamma-	134237-52-8/678970-17-7	Water	Estuarine	37	2.00E-04	1.37E-19	2.00E-04	2.00E-04	2.00E-04	2.00E-04	2.00E-04	2.00E-04
Hexachlorocyclopentadienyldibromocyclooctane	51936-55-1	Water	Estuarine	37	3.00E-04	0.00E+00	3.00E-04	3.00E-04	3.00E-04	3.00E-04	3.00E-04	3.00E-04
Hexazinon	51235-04-2	Water	Estuarine	201	1.56E-02	4.93E-02	1.00E-03	1.00E-03	9.30E-03	1.38E-02	1.70E-02	6.04E-01
hydrochlorothiazide	58-93-5	Water	Estuarine	19	4.09E-01	3.04E-01	2.95E-02	1.37E-01	3.77E-01	5.80E-01	8.68E-01	9.65E-01
hydrocodone	125-29-1	Water	Estuarine	19	5.87E-02	5.28E-02	3.00E-03	5.08E-03	5.22E-02	9.30E-02	1.02E-01	2.07E-01
hydrocortisone	50-23-7	Water	Estuarine	19	6.92E-02	1.43E-17	6.92E-02	6.92E-02	6.92E-02	6.92E-02	6.92E-02	6.92E-02

Compound	CASNumber	Media	Type	count	mean	std	min	25%	50%	75%	90%	max
ibuprofen	15687-27-1	Water	Estuarine	19	1.51E-01	3.79E-01	2.21E-02	2.21E-02	2.21E-02	3.00E-02	2.56E-01	1.33E+00
Imidacloprid	138261-41-3	Water	Estuarine	158	1.10E-02	4.87E-02	1.30E-03	1.30E-03	1.30E-03	3.00E-03	4.14E-03	4.81E-01
Indole	120-72-9	Water	Estuarine	24	2.00E-02	7.09E-18	2.00E-02	2.00E-02	2.00E-02	2.00E-02	2.00E-02	2.00E-02
Indoxacarb	173584-44-6	Water	Estuarine	23	4.90E-03	0.00E+00	4.90E-03	4.90E-03	4.90E-03	4.90E-03	4.90E-03	4.90E-03
Iprodione	36734-19-7	Water	Estuarine	136	4.15E+00	1.02E+00	5.00E-03	4.40E+00	4.40E+00	4.40E+00	4.40E+00	4.40E+00
Isoborneol	124-76-5	Water	Estuarine	24	4.50E-02	1.42E-17	4.50E-02	4.50E-02	4.50E-02	4.50E-02	4.50E-02	4.50E-02
L-Domoic acid	14277-97-5	Water	Estuarine	72	1.15E-02	1.69E-02	8.00E-04	1.00E-02	1.00E-02	1.00E-02	1.00E-02	1.52E-01
Limonene, d-	5989-27-5	Water	Estuarine	24	8.00E-02	2.84E-17	8.00E-02	8.00E-02	8.00E-02	8.00E-02	8.00E-02	8.00E-02
lincomycin	154-21-2	Water	Estuarine	19	6.09E-03	3.17E-04	6.02E-03	6.02E-03	6.02E-03	6.02E-03	6.02E-03	7.40E-03
Linuron	330-55-2	Water	Estuarine	160	2.12E-03	7.79E-03	1.50E-03	1.50E-03	1.50E-03	1.50E-03	1.50E-03	1.00E-01
lomefloxacin	98079-51-7	Water	Estuarine	19	6.04E-03	1.78E-18	6.04E-03	6.04E-03	6.04E-03	6.04E-03	6.04E-03	6.04E-03
Malaoxon	1634-78-2	Water	Estuarine	13	5.00E-03	9.03E-19	5.00E-03	5.00E-03	5.00E-03	5.00E-03	5.00E-03	5.00E-03
malathion	121-75-5	Water	Estuarine	75	1.49E-02	5.58E-02	3.00E-03	3.00E-03	3.00E-03	3.00E-03	3.00E-03	3.20E-01
Mandipropamid	374726-62-2	Water	Estuarine	21	3.30E-03	1.33E-18	3.30E-03	3.30E-03	3.30E-03	3.30E-03	3.30E-03	3.30E-03
Menthol	1490-04-6	Water	Estuarine	24	1.60E-01	5.67E-17	1.60E-01	1.60E-01	1.60E-01	1.60E-01	1.60E-01	1.60E-01
meprobamate	57-53-4	Water	Estuarine	19	1.91E-01	2.09E-01	6.23E-03	5.92E-02	1.62E-01	2.27E-01	2.84E-01	9.59E-01
Metconazole	125116-23-6	Water	Estuarine	136	5.20E+00	7.13E-15	5.20E+00	5.20E+00	5.20E+00	5.20E+00	5.20E+00	5.20E+00
metformin	657-24-9	Water	Estuarine	14	1.23E+01	2.55E+01	3.13E-01	8.25E-01	2.62E+00	8.24E+00	2.36E+01	9.69E+01
Methoxyfenozide	161050-58-4	Water	Estuarine	23	5.97E-03	1.57E-02	2.70E-03	2.70E-03	2.70E-03	2.70E-03	2.70E-03	7.80E-02
Methyl salicylate	119-36-8	Water	Estuarine	24	4.00E-02	1.42E-17	4.00E-02	4.00E-02	4.00E-02	4.00E-02	4.00E-02	4.00E-02
Methylindole, 3-	83-34-1	Water	Estuarine	24	1.96E-02	2.04E-03	1.00E-02	2.00E-02	2.00E-02	2.00E-02	2.00E-02	2.00E-02
methylprednisolone	83-43-2	Water	Estuarine	19	3.95E-03	0.00E+00	3.95E-03	3.95E-03	3.95E-03	3.95E-03	3.95E-03	3.95E-03
Metolachlor	51218-45-2	Water	Estuarine	225	4.34E-03	8.91E-03	2.60E-03	2.60E-03	2.60E-03	2.60E-03	4.22E-03	9.55E-02
metoprolol	51384-51-1	Water	Estuarine	19	3.74E-01	2.51E-01	1.66E-03	1.88E-01	4.44E-01	5.29E-01	6.68E-01	7.51E-01
miconazole	22916-47-8	Water	Estuarine	17	3.26E-03	4.42E-04	2.94E-03	2.94E-03	2.94E-03	3.65E-03	3.98E-03	4.04E-03
Microcystin LA	96180-79-9	Water	Estuarine	89	2.12E-02	1.17E-02	2.00E-02	2.00E-02	2.00E-02	2.00E-02	2.00E-02	1.30E-01
Microcystin LR	101043-37-2	Water	Estuarine	89	2.29E-02	2.76E-02	2.00E-02	2.00E-02	2.00E-02	2.00E-02	2.00E-02	2.80E-01
Microcystin RR	111755-37-4	Water	Estuarine	92	3.00E-02	3.49E-17	3.00E-02	3.00E-02	3.00E-02	3.00E-02	3.00E-02	3.00E-02
Microcystin YR	101064-48-6	Water	Estuarine	92	2.12E-02	8.64E-03	2.00E-02	2.00E-02	2.00E-02	2.00E-02	2.00E-02	9.50E-02
MYCLOBUTANIL	88671-89-0	Water	Estuarine	136	2.67E-02	5.18E-02	3.00E-03	9.20E-03	9.20E-03	1.23E-02	5.71E-02	3.08E-01
naproxen	22204-53-1	Water	Estuarine	19	2.73E-01	7.07E-01	5.29E-03	1.12E-02	2.47E-02	6.25E-02	6.07E-01	2.34E+00
N-EtFOSA	4151-50-2	Water	Estuarine	16	1.28E-03	0.00E+00	1.28E-03	1.28E-03	1.28E-03	1.28E-03	1.28E-03	1.28E-03
N-MeFOSA	31506-32-8	Water	Estuarine	16	4.11E-03	3.34E-04	4.02E-03	4.02E-03	4.02E-03	4.02E-03	4.02E-03	5.36E-03
Nodularin	118399-22-7	Water	Estuarine	66	1.00E-02	5.24E-18	1.00E-02	1.00E-02	1.00E-02	1.00E-02	1.00E-02	1.00E-02
norfloxacin	70458-96-7	Water	Estuarine	19	2.94E-02	7.13E-18	2.94E-02	2.94E-02	2.94E-02	2.94E-02	2.94E-02	2.94E-02
norfluoxetine	126924-38-7	Water	Estuarine	19	3.23E-03	3.10E-03	1.48E-03	1.48E-03	1.48E-03	4.71E-03	6.95E-03	1.18E-02
norgestimate	35189-28-7	Water	Estuarine	19	5.19E-03	0.00E+00	5.19E-03	5.19E-03	5.19E-03	5.19E-03	5.19E-03	5.19E-03
norverapamil	67018-85-3	Water	Estuarine	19	4.95E-03	4.06E-03	1.48E-04	1.19E-03	4.45E-03	7.56E-03	1.09E-02	1.19E-02
NTN33893 - desnitro olefine	N/A	Water	Estuarine	2	8.10E-03	0.00E+00	8.10E-03	8.10E-03	8.10E-03	8.10E-03	8.10E-03	8.10E-03
NTN33893-olefine	115086-54-9; 27387-87-7	Water	Estuarine	2	4.43E-02	0.00E+00	4.43E-02	4.43E-02	4.43E-02	4.43E-02	4.43E-02	4.43E-02
NTN33893-urea	120868-66-8	Water	Estuarine	23	4.00E-03	2.66E-18	4.00E-03	4.00E-03	4.00E-03	4.00E-03	4.00E-03	4.00E-03

Compound	CASNumber	Media	Type	count	mean	std	min	25%	50%	75%	90%	max
ofloxacin	82419-36-1	Water	Estuarine	19	1.55E-01	1.25E-01	3.13E-03	3.66E-02	1.54E-01	2.55E-01	3.17E-01	3.63E-01
Okadaic acid	78111-17-8	Water	Estuarine	61	1.00E-02	5.25E-18	1.00E-02	1.00E-02	1.00E-02	1.00E-02	1.00E-02	1.00E-02
ormetoprim	6981-18-6	Water	Estuarine	19	8.86E-04	2.23E-19	8.87E-04	8.87E-04	8.87E-04	8.87E-04	8.87E-04	8.87E-04
Oryzalin	19044-88-3	Water	Estuarine	108	5.17E-01	3.21E-02	1.86E-01	5.20E-01	5.20E-01	5.20E-01	5.20E-01	5.20E-01
oxacillin	66-79-5	Water	Estuarine	5	2.81E-03	0.00E+00	2.81E-03	2.81E-03	2.81E-03	2.81E-03	2.81E-03	2.81E-03
OXADIAZON	19666-30-9	Water	Estuarine	155	2.13E-04	5.85E-04	4.85E-07	4.75E-05	1.26E-04	2.15E-04	4.26E-04	6.95E-03
oxolinic acid	14698-29-4	Water	Estuarine	14	3.04E-03	6.96E-04	2.86E-03	2.86E-03	2.86E-03	2.86E-03	2.86E-03	5.46E-03
oxycodone	76-42-6	Water	Estuarine	19	3.66E-02	2.56E-02	1.24E-03	1.43E-02	4.43E-02	5.38E-02	6.51E-02	8.06E-02
Paclobutrazol(PP333)	76738-62-0	Water	Estuarine	23	6.20E-03	8.87E-19	6.20E-03	6.20E-03	6.20E-03	6.20E-03	6.20E-03	6.20E-03
parathion	56-38-2	Water	Estuarine	10	3.00E-03	4.57E-19	3.00E-03	3.00E-03	3.00E-03	3.00E-03	3.00E-03	3.00E-03
paroxetine	61869-08-7	Water	Estuarine	19	4.20E-03	6.74E-04	3.95E-03	3.95E-03	3.95E-03	3.95E-03	4.72E-03	6.11E-03
PBB 101	67888-96-4	Water	Estuarine	37	2.00E-04	1.37E-19	2.00E-04	2.00E-04	2.00E-04	2.00E-04	2.00E-04	2.00E-04
PBDE 003	101-55-3	Water	Estuarine	17	9.20E+00	0.00E+00	9.20E+00	9.20E+00	9.20E+00	9.20E+00	9.20E+00	9.20E+00
PBDE 007	171977-44-9	Water	Estuarine	219	2.01E-06	1.49E-06	4.84E-08	9.61E-07	1.47E-06	3.02E-06	4.02E-06	8.14E-06
PBDE 008	147217-71-8	Water	Estuarine	218	1.09E-06	9.43E-07	3.64E-08	4.10E-07	7.63E-07	1.35E-06	2.44E-06	5.20E-06
PBDE 010	51930-04-2	Water	Estuarine	219	6.13E-08	2.29E-08	1.60E-08	5.57E-08	5.57E-08	5.57E-08	5.57E-08	2.14E-07
PBDE 012	189084-59-1	Water	Estuarine	213	1.60E-07	1.54E-07	3.00E-08	4.20E-08	1.14E-07	2.15E-07	3.26E-07	1.06E-06
PBDE 015	2050-47-7	Water	Estuarine	198	1.12E-06	7.58E-07	9.10E-08	5.85E-07	9.22E-07	1.43E-06	2.25E-06	3.40E-06
PBDE 017	147217-75-2	Water	Estuarine	216	6.90E-06	4.91E-06	5.89E-07	3.22E-06	5.51E-06	8.54E-06	1.41E-05	2.51E-05
PBDE 028	41318-75-6	Water	Estuarine	254	7.80E-05	5.18E-04	5.11E-08	1.12E-06	1.82E-06	3.08E-06	4.28E-06	5.30E-03
PBDE 030	155999-95-4	Water	Estuarine	219	6.03E-08	4.50E-08	2.00E-08	5.39E-08	5.39E-08	5.39E-08	5.39E-08	4.13E-07
PBDE 032	189084-60-4	Water	Estuarine	217	8.90E-08	7.72E-08	3.00E-08	5.62E-08	5.62E-08	6.90E-08	1.74E-07	5.91E-07
PBDE 035	147217-80-9	Water	Estuarine	194	1.02E-07	7.52E-08	1.40E-08	4.58E-08	4.58E-08	1.68E-07	2.19E-07	3.36E-07
PBDE 037	147217-81-0	Water	Estuarine	163	1.10E-07	1.01E-07	1.80E-08	3.20E-08	4.80E-08	1.67E-07	2.49E-07	5.30E-07
PBDE 047	5436-43-1	Water	Estuarine	256	3.08E-04	8.63E-04	1.32E-08	1.99E-05	3.27E-05	6.54E-05	6.60E-04	4.80E-03
PBDE 049	243982-82-3	Water	Estuarine	256	1.13E-04	5.16E-04	1.75E-08	1.93E-06	3.53E-06	7.10E-06	1.42E-05	3.90E-03
PBDE 051	189084-57-9	Water	Estuarine	214	8.06E-07	5.43E-07	1.16E-08	4.17E-07	6.86E-07	1.11E-06	1.62E-06	2.54E-06
PBDE 066	189084-61-5	Water	Estuarine	216	9.63E-07	8.61E-07	3.17E-08	3.74E-07	7.44E-07	1.39E-06	2.28E-06	3.71E-06
PBDE 071	189084-62-6	Water	Estuarine	215	6.55E-07	5.74E-07	1.94E-08	2.45E-07	4.69E-07	9.84E-07	1.56E-06	3.03E-06
PBDE 075	189084-63-7	Water	Estuarine	205	6.34E-08	7.81E-08	1.30E-08	2.04E-08	2.04E-08	8.40E-08	1.65E-07	5.34E-07
PBDE 077	93703-48-1	Water	Estuarine	219	1.64E-08	1.21E-08	7.00E-09	1.41E-08	1.41E-08	1.41E-08	1.41E-08	1.41E-07
PBDE 079	446254-48-4	Water	Estuarine	162	1.59E-07	2.31E-07	2.72E-08	2.72E-08	2.72E-08	2.17E-07	4.20E-07	1.06E-06
PBDE 085	182346-21-0	Water	Estuarine	175	6.16E-07	5.60E-07	1.16E-07	2.27E-07	4.77E-07	7.90E-07	1.19E-06	3.84E-06
PBDE 099	60348-60-9	Water	Estuarine	162	4.70E-04	1.98E-03	4.41E-08	1.08E-05	1.96E-05	3.83E-05	1.40E-03	2.24E-02
PBDE 100	189084-64-8	Water	Estuarine	201	1.15E-05	3.65E-05	3.32E-08	2.41E-06	4.77E-06	9.13E-06	1.61E-05	3.26E-04
PBDE 105	373594-78-6	Water	Estuarine	199	9.14E-08	7.59E-09	9.09E-08	9.09E-08	9.09E-08	9.09E-08	9.09E-08	1.98E-07
PBDE 116	189084-65-9	Water	Estuarine	213	1.27E-07	5.69E-08	7.30E-08	1.17E-07	1.17E-07	1.17E-07	1.17E-07	5.69E-07
PBDE 119	189084-66-0	Water	Estuarine	208	1.08E-07	9.94E-08	3.20E-08	6.93E-08	6.93E-08	6.93E-08	2.33E-07	7.56E-07
PBDE 126	366791-32-4	Water	Estuarine	201	4.69E-08	8.54E-09	2.60E-08	4.63E-08	4.63E-08	4.63E-08	4.63E-08	1.49E-07
PBDE 128	182677-28-7	Water	Estuarine	217	1.48E-07	2.40E-08	4.00E-08	1.47E-07	1.47E-07	1.47E-07	1.47E-07	3.80E-07
PBDE 138	182677-30-1	Water	Estuarine	204	2.64E-07	2.27E-07	1.12E-07	1.12E-07	1.83E-07	3.51E-07	5.22E-07	2.09E-06

Compound	CASNumber	Media	Type	count	mean	std	min	25%	50%	75%	90%	max
PBDE 140	243982-83-4	Water	Estuarine	179	9.31E-08	9.26E-08	4.42E-08	4.42E-08	4.42E-08	1.10E-07	1.98E-07	8.79E-07
PBDE 153	68631-49-2	Water	Estuarine	155	1.90E-06	1.93E-06	5.13E-08	5.13E-08	1.50E-06	2.68E-06	4.31E-06	9.48E-06
PBDE 154	207122-15-4	Water	Estuarine	184	1.74E-06	1.66E-06	2.35E-08	5.53E-07	1.23E-06	2.41E-06	4.49E-06	6.64E-06
PBDE 155	35854-94-5	Water	Estuarine	186	2.32E-07	1.82E-07	2.48E-08	1.00E-07	1.88E-07	3.12E-07	4.91E-07	8.72E-07
PBDE 181	189084-67-1	Water	Estuarine	219	6.92E-08	7.09E-08	2.90E-08	5.83E-08	5.83E-08	5.83E-08	5.83E-08	6.91E-07
PBDE 183	207122-16-5	Water	Estuarine	118	1.79E-06	8.80E-06	6.29E-08	6.29E-08	3.94E-07	1.34E-06	2.09E-06	8.95E-05
PBDE 190	189084-68-2	Water	Estuarine	213	2.10E-07	3.76E-07	2.80E-08	1.28E-07	1.28E-07	1.28E-07	2.56E-07	3.66E-06
PBDE 196	446255-39-6	Water	Estuarine	37	3.00E-04	0.00E+00	3.00E-04	3.00E-04	3.00E-04	3.00E-04	3.00E-04	3.00E-04
PBDE 197	117964-21-3	Water	Estuarine	86	2.41E-06	4.98E-06	2.46E-07	2.46E-07	4.25E-07	1.83E-06	7.17E-06	3.16E-05
PBDE 201	446255-50-1	Water	Estuarine	37	3.00E-04	0.00E+00	3.00E-04	3.00E-04	3.00E-04	3.00E-04	3.00E-04	3.00E-04
PBDE 202	67797-09-5	Water	Estuarine	37	3.00E-04	2.36E-05	2.00E-04	3.00E-04	3.00E-04	3.00E-04	3.00E-04	4.00E-04
PBDE 203	337513-72-1	Water	Estuarine	85	2.38E-06	6.80E-06	1.27E-07	1.27E-07	3.47E-07	1.65E-06	3.72E-06	3.97E-05
PBDE 205	446255-56-7	Water	Estuarine	115	1.30E-07	3.21E-08	8.00E-08	1.26E-07	1.26E-07	1.26E-07	1.26E-07	4.57E-07
PBDE 206	63387-28-0	Water	Estuarine	108	1.04E-05	1.86E-05	4.00E-07	4.00E-07	2.36E-06	1.28E-05	2.95E-05	9.78E-05
PBDE 207	437701-79-6	Water	Estuarine	94	1.72E-05	2.64E-05	2.37E-07	2.37E-07	3.55E-06	2.26E-05	5.56E-05	1.19E-04
PBDE 208	437701-78-5	Water	Estuarine	116	1.00E-05	1.66E-05	3.62E-07	3.62E-07	1.70E-06	1.00E-05	3.81E-05	7.21E-05
PBDE 209	1163-19-5	Water	Estuarine	107	1.20E-04	1.79E-04	2.03E-06	2.03E-06	3.18E-05	1.57E-04	3.50E-04	9.00E-04
Pendimethalin	40487-42-1	Water	Estuarine	142	2.17E+00	5.26E-01	7.20E-03	2.30E+00	2.30E+00	2.30E+00	2.30E+00	2.30E+00
penicillin g	61-33-6	Water	Estuarine	5	1.16E-03	0.00E+00	1.16E-03	1.16E-03	1.16E-03	1.16E-03	1.16E-03	1.16E-03
penicillin v	87-08-1	Water	Estuarine	16	2.96E-03	0.00E+00	2.96E-03	2.96E-03	2.96E-03	2.96E-03	2.96E-03	2.96E-03
Penoxsulam	219714-96-2	Water	Estuarine	21	3.50E-03	1.78E-18	3.50E-03	3.50E-03	3.50E-03	3.50E-03	3.50E-03	3.50E-03
Pentabromobenzene	608-90-2	Water	Estuarine	37	2.00E-04	1.37E-19	2.00E-04	2.00E-04	2.00E-04	2.00E-04	2.00E-04	2.00E-04
Pentabromobenzyl acrylate	59447-55-1	Water	Estuarine	37	2.00E-04	1.37E-19	2.00E-04	2.00E-04	2.00E-04	2.00E-04	2.00E-04	2.00E-04
Pentabromoethylbenzene	85-22-3	Water	Estuarine	37	2.00E-04	1.37E-19	2.00E-04	2.00E-04	2.00E-04	2.00E-04	2.00E-04	2.00E-04
Penthiopyrad	183675-82-3	Water	Estuarine	21	6.00E-04	0.00E+00	6.00E-04	6.00E-04	6.00E-04	6.00E-04	6.00E-04	6.00E-04
PFBA	375-22-4	Water	Estuarine	20	6.70E-03	1.39E-02	9.91E-04	9.91E-04	1.27E-03	4.60E-03	1.67E-02	6.22E-02
PFBS	375-73-5	Water	Estuarine	20	2.58E-03	1.64E-03	1.98E-03	1.98E-03	1.98E-03	1.98E-03	3.98E-03	7.89E-03
PFDA	335-76-2	Water	Estuarine	20	4.55E-03	7.73E-03	9.89E-04	9.89E-04	9.89E-04	2.71E-03	1.26E-02	2.91E-02
PFDoA	307-55-1	Water	Estuarine	20	1.04E-03	1.59E-04	9.89E-04	9.89E-04	9.89E-04	9.89E-04	1.18E-03	1.66E-03
PFHpA	375-85-9	Water	Estuarine	20	7.40E-03	1.56E-02	9.89E-04	9.89E-04	1.26E-03	3.52E-03	2.26E-02	6.68E-02
PFHxA	307-24-4	Water	Estuarine	20	1.59E-02	4.89E-02	9.89E-04	1.27E-03	2.19E-03	4.27E-03	2.45E-02	2.21E-01
PFHxS	355-46-4	Water	Estuarine	20	3.49E-03	3.23E-03	1.98E-03	1.98E-03	1.98E-03	2.55E-03	9.71E-03	1.26E-02
PFNA	375-95-1	Water	Estuarine	20	4.35E-03	6.69E-03	9.89E-04	9.89E-04	1.09E-03	3.15E-03	1.55E-02	2.35E-02
PFOA	335-67-1	Water	Estuarine	20	1.48E-02	2.44E-02	9.89E-04	1.73E-03	3.95E-03	1.05E-02	6.63E-02	7.56E-02
PFOS	1763-23-1	Water	Estuarine	20	7.06E-03	9.72E-03	1.98E-03	1.98E-03	3.74E-03	6.31E-03	1.42E-02	4.43E-02
PFOSA	754-91-6	Water	Estuarine	20	9.94E-04	2.25E-05	9.89E-04	9.89E-04	9.89E-04	9.89E-04	9.89E-04	1.09E-03
PFPeA	2706-90-3	Water	Estuarine	20	9.08E-03	3.34E-02	9.89E-04	9.89E-04	1.13E-03	1.65E-03	3.58E-03	1.51E-01
PFUnA	2058-94-8	Water	Estuarine	20	1.41E-03	1.06E-03	9.89E-04	9.89E-04	9.89E-04	1.09E-03	1.99E-03	4.73E-03
phenothrin	26002-80-2	Water	Estuarine	133	5.10E+00	1.25E-14	5.10E+00	5.10E+00	5.10E+00	5.10E+00	5.10E+00	5.10E+00
Polyoxyethylene branched-C9-alkylphenol (mixture)	68412-54-4	Water	Estuarine	24	1.00E-01	2.84E-17	1.00E-01	1.00E-01	1.00E-01	1.00E-01	1.00E-01	1.00E-01
prednisolone	50-24-8	Water	Estuarine	19	6.38E-03	2.67E-18	6.38E-03	6.38E-03	6.38E-03	6.38E-03	6.38E-03	6.38E-03

Compound	CASNumber	Media	Type	count	mean	std	min	25%	50%	75%	90%	max
prednisone	53-03-2	Water	Estuarine	19	2.31E-02	7.13E-18	2.31E-02	2.31E-02	2.31E-02	2.31E-02	2.31E-02	2.31E-02
Prodiamine	29091-21-2	Water	Estuarine	32	5.20E-03	8.81E-19	5.20E-03	5.20E-03	5.20E-03	5.20E-03	5.20E-03	5.20E-03
promethazine	60-87-7	Water	Estuarine	19	4.12E-04	1.67E-19	4.13E-04	4.13E-04	4.13E-04	4.13E-04	4.13E-04	4.13E-04
PROPICONAZOLE	60207-90-1	Water	Estuarine	136	4.38E+00	1.65E+00	3.00E-03	5.00E+00	5.00E+00	5.00E+00	5.00E+00	5.00E+00
propoxyphene	469-62-5	Water	Estuarine	19	1.39E-03	3.53E-03	3.40E-04	3.40E-04	3.40E-04	7.36E-04	1.39E-03	1.58E-02
propranolol	525-66-6	Water	Estuarine	19	4.54E-02	3.26E-02	1.98E-03	1.69E-02	4.76E-02	6.94E-02	8.28E-02	1.06E-01
Propyzamide	23950-58-5	Water	Estuarine	133	2.58E-01	1.37E+00	2.20E-03	5.00E-03	5.00E-03	2.24E-02	2.74E-01	1.40E+01
Pyraclostrobin	175013-18-0	Water	Estuarine	137	4.13E-02	2.03E-01	1.00E-03	1.00E-02	1.00E-02	1.00E-02	4.24E-02	1.82E+00
Pyriproxyfen	95737-68-1	Water	Estuarine	23	5.20E-03	1.77E-18	5.20E-03	5.20E-03	5.20E-03	5.20E-03	5.20E-03	5.20E-03
ranitidine	66357-35-5	Water	Estuarine	5	1.68E-03	2.42E-19	1.68E-03	1.68E-03	1.68E-03	1.68E-03	1.68E-03	1.68E-03
Resmethrin	10453-86-8	Water	Estuarine	134	5.70E+00	9.81E-15	5.70E+00	5.70E+00	5.70E+00	5.70E+00	5.70E+00	5.70E+00
roxithromycin	80214-83-1	Water	Estuarine	18	3.98E-03	5.66E-03	6.11E-04	6.11E-04	2.96E-03	4.95E-03	6.05E-03	2.52E-02
RPA 200766	205650-69-7	Water	Estuarine	3	1.60E-03	0.00E+00	1.60E-03	1.60E-03	1.60E-03	1.60E-03	1.60E-03	1.60E-03
sarafloxacin	98105-99-8	Water	Estuarine	19	2.21E-02	3.56E-18	2.21E-02	2.21E-02	2.21E-02	2.21E-02	2.21E-02	2.21E-02
Saxitoxin	35523-89-8	Water	Estuarine	25	1.50E-02	8.85E-18	1.50E-02	1.50E-02	1.50E-02	1.50E-02	1.50E-02	1.50E-02
sertraline	79617-96-2	Water	Estuarine	19	2.08E-02	1.68E-02	4.38E-04	5.00E-03	2.23E-02	3.18E-02	4.04E-02	5.16E-02
Simazine	122-34-9	Water	Estuarine	293	8.86E-03	1.43E-02	4.10E-03	4.10E-03	4.10E-03	9.40E-03	1.39E-02	1.39E-01
simvastatin	79902-63-9	Water	Estuarine	19	1.97E-02	3.56E-18	1.98E-02	1.98E-02	1.98E-02	1.98E-02	1.98E-02	1.98E-02
sitosterol, beta-	83-46-5	Water	Estuarine	24	2.35E+00	2.45E-01	1.20E+00	2.40E+00	2.40E+00	2.40E+00	2.40E+00	2.40E+00
stigmastanol, beta	19466-47-8	Water	Estuarine	13	1.70E+00	4.62E-16	1.70E+00	1.70E+00	1.70E+00	1.70E+00	1.70E+00	1.70E+00
sulfachloropyridazine	80-32-0	Water	Estuarine	18	1.84E-03	0.00E+00	1.84E-03	1.84E-03	1.84E-03	1.84E-03	1.84E-03	1.84E-03
sulfadiazine	68-35-9	Water	Estuarine	18	4.00E-03	3.74E-03	1.84E-03	1.84E-03	1.84E-03	5.83E-03	9.62E-03	1.30E-02
sulfadimethoxine	122-11-2	Water	Estuarine	18	2.48E-03	5.59E-03	3.70E-04	3.70E-04	3.70E-04	3.70E-04	8.11E-03	2.23E-02
sulfamerazine	127-79-7	Water	Estuarine	18	1.18E-03	2.23E-19	1.18E-03	1.18E-03	1.18E-03	1.18E-03	1.18E-03	1.18E-03
sulfamethazine	57-68-1	Water	Estuarine	18	7.42E-04	1.12E-19	7.42E-04	7.42E-04	7.42E-04	7.42E-04	7.42E-04	7.42E-04
sulfamethizole	144-82-1	Water	Estuarine	18	1.98E-03	3.40E-03	1.18E-03	1.18E-03	1.18E-03	1.18E-03	1.18E-03	1.56E-02
sulfamethoxazole	723-46-6	Water	Estuarine	18	3.33E-01	2.51E-01	2.38E-03	9.73E-02	3.25E-01	5.36E-01	6.23E-01	7.53E-01
sulfanilamide	63-74-1	Water	Estuarine	15	4.61E-02	5.39E-02	1.48E-02	1.48E-02	1.48E-02	6.60E-02	1.11E-01	1.94E-01
sulfathiazole	72-14-0	Water	Estuarine	18	3.09E-03	5.70E-04	2.94E-03	2.94E-03	2.94E-03	2.94E-03	3.02E-03	5.36E-03
Tebuconazole	107534-96-3	Water	Estuarine	136	3.65E+00	4.47E-01	3.00E-03	3.70E+00	3.70E+00	3.70E+00	3.70E+00	3.70E+00
Tetrabromo-o-chlorotoluene	39569-21-6	Water	Estuarine	37	4.00E-04	2.75E-19	4.00E-04	4.00E-04	4.00E-04	4.00E-04	4.00E-04	4.00E-04
Tetrabromo-p-xylene	23488-38-2	Water	Estuarine	37	4.00E-04	2.75E-19	4.00E-04	4.00E-04	4.00E-04	4.00E-04	4.00E-04	4.00E-04
Tetramethrin	7696-12-0	Water	Estuarine	133	2.90E+00	5.35E-15	2.90E+00	2.90E+00	2.90E+00	2.90E+00	2.90E+00	2.90E+00
thiabendazole	148-79-8	Water	Estuarine	40	1.61E-02	1.93E-02	2.53E-03	3.01E-03	3.01E-03	2.88E-02	4.64E-02	7.20E-02
tonalide	21145-77-7	Water	Estuarine	24	2.00E-02	7.09E-18	2.00E-02	2.00E-02	2.00E-02	2.00E-02	2.00E-02	2.00E-02
trenbolone	10161-33-8	Water	Estuarine	19	3.95E-03	0.00E+00	3.95E-03	3.95E-03	3.95E-03	3.95E-03	3.95E-03	3.95E-03
trenbolone acetate	10161-34-9	Water	Estuarine	19	5.25E-04	4.03E-04	4.33E-04	4.33E-04	4.33E-04	4.33E-04	4.33E-04	2.19E-03
Triadimefon	43121-43-3	Water	Estuarine	43	8.90E-03	5.27E-18	8.90E-03	8.90E-03	8.90E-03	8.90E-03	8.90E-03	8.90E-03
triamterene	396-01-0	Water	Estuarine	19	1.04E-01	6.87E-02	1.07E-03	5.58E-02	1.19E-01	1.34E-01	1.79E-01	2.11E-01
Trichlorfon	52-68-6	Water	Estuarine	5	3.00E-02	0.00E+00	3.00E-02	3.00E-02	3.00E-02	3.00E-02	3.00E-02	3.00E-02
triclocarban	101-20-2	Water	Estuarine	19	1.68E-02	1.43E-02	4.43E-03	6.25E-03	1.11E-02	2.03E-02	4.40E-02	4.76E-02

Compound	CASNumber	Media	Type	count	mean	std	min	25%	50%	75%	90%	max
triclosan	3380-34-5	Water	Estuarine	43	1.28E-01	2.41E-02	1.21E-01	1.21E-01	1.21E-01	1.21E-01	1.46E-01	2.45E-01
Tricresyl phosphate (multiple isomers)	1330-78-5	Water	Estuarine	49	5.04E-03	1.22E-02	1.00E-04	4.00E-04	4.00E-04	2.50E-03	1.64E-02	6.10E-02
triethyl citrate	77-93-0	Water	Estuarine	24	1.79E-02	4.09E-03	1.00E-02	1.88E-02	2.00E-02	2.00E-02	2.00E-02	2.20E-02
Triethyl phosphate	78-40-0	Water	Estuarine	48	1.36E-03	3.04E-03	2.00E-04	2.00E-04	2.00E-04	2.00E-04	3.20E-03	1.53E-02
Trifloxystrobin	141517-21-7	Water	Estuarine	137	3.84E+00	4.64E-01	1.14E-02	3.90E+00	3.90E+00	3.90E+00	3.90E+00	3.90E+00
trifluralin	1582-09-8	Water	Estuarine	302	6.57E-03	3.35E-02	2.00E-04	3.80E-03	3.80E-03	3.80E-03	3.80E-03	4.53E-01
trimethoprim	738-70-5	Water	Estuarine	19	1.98E-01	2.02E-01	2.54E-03	2.16E-02	1.06E-01	3.96E-01	4.68E-01	5.68E-01
Tri-n-butyl phosphate	126-73-8	Water	Estuarine	73	3.55E-02	4.73E-02	2.00E-04	1.10E-02	1.80E-02	3.56E-02	1.04E-01	2.17E-01
Triphenyl phosphate	115-86-6	Water	Estuarine	73	5.90E-02	7.63E-02	4.00E-04	4.00E-04	3.41E-02	8.10E-02	1.42E-01	3.92E-01
Tripropyl phosphate	513-08-6	Water	Estuarine	49	5.33E-04	6.06E-04	1.00E-04	4.00E-04	4.00E-04	4.00E-04	4.60E-04	3.90E-03
Tris(1,3-dichloro-2-propyl) phosphate	13674-87-8	Water	Estuarine	73	8.70E-02	1.28E-01	4.00E-04	5.90E-03	3.43E-02	1.01E-01	2.26E-01	6.36E-01
Tris(2,3-dibromopropyl) phosphate	126-72-7	Water	Estuarine	144	2.15E-03	6.85E-03	8.00E-04	8.00E-04	8.00E-04	8.00E-04	8.00E-04	4.40E-02
Tris(2-butoxyethyl) phosphate	78-51-3	Water	Estuarine	73	4.97E-01	9.53E-01	5.00E-04	5.00E-04	4.10E-02	7.11E-01	1.77E+00	3.66E+00
Tris(2-chloroethyl) phosphate	115-96-8	Water	Estuarine	73	1.03E-01	1.39E-01	4.00E-04	7.28E-03	2.60E-02	2.03E-01	3.36E-01	4.75E-01
tris(2-chloroisopropyl) phosphate	13674-84-5	Water	Estuarine	49	1.00E+00	1.13E+00	3.20E-02	1.04E-01	3.43E-01	2.10E+00	2.86E+00	3.35E+00
Tris(2-ethylhexyl) phosphate	78-42-2	Water	Estuarine	49	3.05E-03	9.16E-03	4.00E-04	4.00E-04	4.00E-04	4.00E-04	5.42E-03	4.80E-02
Tris(2-isopropylphenyl) phosphate	64532-95-2	Water	Estuarine	49	1.07E-03	1.90E-03	4.00E-04	4.00E-04	4.00E-04	4.00E-04	2.54E-03	9.10E-03
Triton X-100 (mixture)	9002-93-1	Water	Estuarine	13	3.00E-01	5.78E-17	3.00E-01	3.00E-01	3.00E-01	3.00E-01	3.00E-01	3.00E-01
tylosin	1401-69-0	Water	Estuarine	18	1.38E-02	1.37E-02	7.40E-03	7.40E-03	7.40E-03	1.07E-02	3.04E-02	5.62E-02
valsartan	137862-53-4	Water	Estuarine	17	8.42E-01	1.18E+00	1.77E-02	3.22E-02	1.50E-01	1.21E+00	2.39E+00	4.02E+00
verapamil	52-53-9	Water	Estuarine	19	1.63E-02	1.51E-02	1.48E-04	4.43E-03	1.36E-02	2.00E-02	4.25E-02	4.54E-02
VINCLOZOLIN	50471-44-8	Water	Estuarine	90	4.89E+00	7.38E-01	6.40E-03	5.00E+00	5.00E+00	5.00E+00	5.00E+00	5.00E+00
virginiamycin	11006-76-1	Water	Estuarine	5	3.37E-03	0.00E+00	3.37E-03	3.37E-03	3.37E-03	3.37E-03	3.37E-03	3.37E-03
virginiamycin m1	21411-53-0	Water	Estuarine	14	6.02E-03	0.00E+00	6.02E-03	6.02E-03	6.02E-03	6.02E-03	6.02E-03	6.02E-03
warfarin	81-81-2	Water	Estuarine	19	2.39E-03	5.96E-04	2.21E-03	2.21E-03	2.21E-03	2.21E-03	2.40E-03	4.69E-03
PBDE 011	6903-63-5	Water	Estuarine	0	-	-	-	-	-	-	-	-
PBDE 013	83694-71-7	Water	Estuarine	0	-	-	-	-	-	-	-	-
PBDE 025	147217-77-4	Water	Estuarine	0	-	-	-	-	-	-	-	-
PBDE 033	147217-78-5	Water	Estuarine	0	-	-	-	-	-	-	-	-
PBDE 120	417727-71-0	Water	Estuarine	0	-	-	-	-	-	-	-	-
PBDE 166	63646-56-0	Water	Estuarine	0	-	-	-	-	-	-	-	-
Bifenthrin	82657-04-3	Water	Marine	743	3.75E-03	2.43E-02	5.50E-04	7.90E-04	7.90E-04	7.90E-04	7.90E-04	4.20E-01
CYFLUTHRIN	68359-37-5	Water	Marine	721	8.86E-04	1.94E-03	5.50E-04	5.50E-04	5.50E-04	5.50E-04	5.50E-04	2.50E-02
gamma-cyhalothrin	76703-62-3	Water	Marine	705	5.39E-04	5.55E-04	1.00E-04	5.00E-04	5.00E-04	5.00E-04	5.00E-04	1.40E-02
malathion	121-75-5	Water	Marine	693	2.20E-02	7.54E-02	3.70E-03	1.80E-02	1.80E-02	1.80E-02	1.80E-02	1.80E+00
Chlorpyrifos	2921-88-2	Water	Marine	659	6.25E-03	4.95E-03	6.00E-03	6.00E-03	6.00E-03	6.00E-03	6.00E-03	1.22E-01
diazinon	333-41-5	Water	Marine	659	6.17E-03	2.00E-03	6.00E-03	6.00E-03	6.00E-03	6.00E-03	6.00E-03	3.90E-02
parathion	56-38-2	Water	Marine	512	3.00E-03	3.65E-17	3.00E-03	3.00E-03	3.00E-03	3.00E-03	3.00E-03	3.00E-03
Chlorpyrifos-methyl	5598-13-0	Water	Marine	458	3.00E-03	2.78E-17	3.00E-03	3.00E-03	3.00E-03	3.00E-03	3.00E-03	3.00E-03
ALLETHRIN	584-79-2	Water	Marine	185	2.17E-03	2.28E-02	5.00E-04	5.00E-04	5.00E-04	5.00E-04	5.00E-04	3.10E-01
disulfoton	298-04-4	Water	Marine	181	1.00E-03	6.52E-19	1.00E-03	1.00E-03	1.00E-03	1.00E-03	1.00E-03	1.00E-03

Compound	CASNumber	Media	Type	count	mean	std	min	25%	50%	75%	90%	max
permethrin	52645-53-1	Water	Marine	135	9.68E-03	2.84E-02	6.08E-04	1.11E-03	1.11E-03	5.94E-03	1.88E-02	2.25E-01
Dichlorvos	62-73-7	Water	Marine	122	3.88E-03	9.69E-03	3.00E-03	3.00E-03	3.00E-03	3.00E-03	3.00E-03	1.10E-01
Di-2-ethylhexyl phthalate	117-81-7	Water	Marine	118	4.97E-01	1.86E+00	4.90E-02	2.40E-01	2.40E-01	2.40E-01	3.98E-01	2.00E+01
Diethyl phthalate	84-66-2	Water	Marine	115	2.53E-01	3.14E-02	5.60E-02	2.60E-01	2.60E-01	2.60E-01	2.60E-01	2.90E-01
Pendimethalin	40487-42-1	Water	Marine	114	9.61E-03	2.94E-02	5.00E-04	5.00E-04	5.00E-04	5.00E-04	1.53E-02	1.60E-01
Di-n-octyl phthalate	117-84-0	Water	Marine	109	2.50E-01	0.00E+00	2.50E-01	2.50E-01	2.50E-01	2.50E-01	2.50E-01	2.50E-01
Dibutyl phthalate	84-74-2	Water	Marine	109	3.92E-01	9.60E-02	1.20E-01	3.90E-01	3.90E-01	3.90E-01	3.90E-01	1.10E+00
Dimethyl phthalate	131-11-3	Water	Marine	109	2.30E-01	3.62E-16	2.30E-01	2.30E-01	2.30E-01	2.30E-01	2.30E-01	2.30E-01
Resmethrin	10453-86-8	Water	Marine	107	5.00E-03	3.49E-18	5.00E-03	5.00E-03	5.00E-03	5.00E-03	5.00E-03	5.00E-03
phenothrin	26002-80-2	Water	Marine	94	1.81E-03	1.06E-03	1.70E-03	1.70E-03	1.70E-03	1.70E-03	1.70E-03	1.20E-02
Metolachlor	51218-45-2	Water	Marine	72	7.60E-02	8.85E-02	4.00E-03	9.33E-03	1.83E-02	2.00E-01	2.00E-01	2.00E-01
fipronil	120068-37-3	Water	Marine	68	8.25E-03	1.20E-02	5.00E-04	5.00E-04	4.50E-03	1.10E-02	1.83E-02	6.00E-02
Azoxystrobin	131860-33-8	Water	Marine	67	8.88E-03	2.33E-02	1.00E-03	1.00E-03	4.70E-03	8.85E-03	1.58E-02	1.88E-01
Boscalid	188425-85-6	Water	Marine	67	9.89E-03	1.50E-02	1.40E-03	2.00E-03	3.20E-03	1.38E-02	1.92E-02	1.13E-01
Hexazinon	51235-04-2	Water	Marine	61	5.59E-02	4.45E-02	1.06E-02	2.03E-02	2.83E-02	1.17E-01	1.25E-01	1.34E-01
FLUVALINATE	69409-94-5	Water	Marine	58	5.00E-04	3.28E-19	5.00E-04	5.00E-04	5.00E-04	5.00E-04	5.00E-04	5.00E-04
Diuron	330-54-1	Water	Marine	57	1.49E-02	9.37E-03	1.80E-03	7.30E-03	1.37E-02	2.13E-02	2.87E-02	3.68E-02
PBDE 007	171977-44-9	Water	Marine	57	8.80E-07	1.11E-06	1.57E-07	1.57E-07	7.57E-07	9.37E-07	1.31E-06	7.91E-06
PBDE 008	147217-71-8	Water	Marine	57	6.69E-07	7.74E-07	1.29E-07	1.29E-07	4.92E-07	7.13E-07	1.42E-06	4.34E-06
PBDE 012	189084-59-1	Water	Marine	57	3.30E-07	3.32E-07	1.18E-07	1.18E-07	2.60E-07	3.42E-07	7.06E-07	2.17E-06
PBDE 015	2050-47-7	Water	Marine	57	3.57E-06	2.27E-06	1.18E-07	2.58E-06	3.31E-06	4.14E-06	5.75E-06	1.20E-05
PBDE 017	147217-75-2	Water	Marine	57	1.54E-05	2.09E-05	3.13E-07	5.77E-06	6.75E-06	1.07E-05	4.54E-05	1.17E-04
PBDE 028	41318-75-6	Water	Marine	57	3.36E-05	4.94E-05	4.33E-06	5.94E-06	6.80E-06	4.42E-05	1.09E-04	2.09E-04
PBDE 030	155999-95-4	Water	Marine	57	3.26E-07	5.34E-23	3.26E-07	3.26E-07	3.26E-07	3.26E-07	3.26E-07	3.26E-07
PBDE 032	189084-60-4	Water	Marine	57	3.06E-07	3.78E-07	2.56E-07	2.56E-07	2.56E-07	2.56E-07	2.56E-07	3.11E-06
PBDE 049	243982-82-3	Water	Marine	57	6.86E-05	1.04E-04	6.34E-06	9.42E-06	1.17E-05	9.51E-05	2.00E-04	4.19E-04
PBDE 051	189084-57-9	Water	Marine	57	6.57E-06	1.01E-05	1.54E-07	1.29E-06	1.61E-06	8.46E-06	1.88E-05	4.03E-05
PBDE 077	93703-48-1	Water	Marine	57	2.60E-07	3.49E-07	1.21E-07	1.52E-07	1.52E-07	1.52E-07	3.07E-07	1.88E-06
PBDE 079	446254-48-4	Water	Marine	57	2.03E-06	5.28E-06	3.50E-07	3.50E-07	3.50E-07	1.08E-06	4.54E-06	3.50E-05
PBDE 105	373594-78-6	Water	Marine	57	5.94E-07	3.54E-07	5.47E-07	5.47E-07	5.47E-07	5.47E-07	5.47E-07	3.22E-06
PBDE 128	182677-28-7	Water	Marine	57	1.43E-06	2.88E-06	1.05E-06	1.05E-06	1.05E-06	1.05E-06	1.05E-06	2.28E-05
PBDE 181	189084-67-1	Water	Marine	57	7.17E-07	1.23E-06	5.12E-07	5.12E-07	5.12E-07	5.12E-07	5.12E-07	9.71E-06
PBDE 126	366791-32-4	Water	Marine	54	3.71E-07	6.78E-07	1.39E-07	2.55E-07	2.55E-07	2.55E-07	2.55E-07	5.05E-06
PBDE 116	189084-65-9	Water	Marine	53	7.34E-07	1.45E-07	7.14E-07	7.14E-07	7.14E-07	7.14E-07	7.14E-07	1.77E-06
PBDE 190	189084-68-2	Water	Marine	53	5.93E-06	1.64E-05	4.36E-07	9.50E-07	9.50E-07	9.50E-07	1.42E-05	9.63E-05
PBDE 010	51930-04-2	Water	Marine	51	2.16E-07	9.65E-08	2.03E-07	2.03E-07	2.03E-07	2.03E-07	2.03E-07	8.92E-07
PBDE 047	5436-43-1	Water	Marine	51	1.35E-03	2.12E-03	1.26E-04	1.79E-04	2.18E-04	1.70E-03	3.59E-03	1.01E-02
PBDE 071	189084-62-6	Water	Marine	51	8.24E-06	1.29E-05	2.71E-07	1.21E-06	1.93E-06	9.99E-06	2.62E-05	4.80E-05
PBDE 066	189084-61-5	Water	Marine	50	5.59E-05	8.52E-05	3.52E-07	5.81E-06	7.87E-06	8.42E-05	1.50E-04	3.98E-04
PBDE 075	189084-63-7	Water	Marine	46	3.62E-06	5.68E-06	2.97E-07	3.02E-07	5.34E-07	4.96E-06	1.03E-05	1.99E-05
PBDE 183	207122-16-5	Water	Marine	46	1.03E-04	1.73E-04	5.35E-07	3.14E-06	5.34E-06	1.38E-04	4.08E-04	6.56E-04

Compound	CASNumber	Media	Type	count	mean	std	min	25%	50%	75%	90%	max
PBDE 035	147217-80-9	Water	Marine	45	3.48E-07	1.55E-07	2.45E-07	2.76E-07	2.76E-07	3.29E-07	6.12E-07	8.88E-07
PBDE 100	189084-64-8	Water	Marine	45	4.06E-04	5.93E-04	2.89E-05	4.10E-05	7.14E-05	7.47E-04	1.10E-03	2.38E-03
PBDE 085	182346-21-0	Water	Marine	44	8.27E-05	1.27E-04	4.53E-06	6.91E-06	1.43E-05	1.59E-04	2.24E-04	5.87E-04
PBDE 099	60348-60-9	Water	Marine	44	1.82E-03	2.73E-03	9.48E-05	1.39E-04	3.03E-04	3.29E-03	4.82E-03	1.15E-02
PBDE 153	68631-49-2	Water	Marine	44	2.01E-04	2.93E-04	1.16E-05	1.51E-05	3.43E-05	3.51E-04	5.68E-04	1.21E-03
PBDE 119	189084-66-0	Water	Marine	43	1.35E-05	2.50E-05	5.50E-07	6.48E-07	8.57E-07	1.78E-05	3.75E-05	1.17E-04
PBDE 138	182677-30-1	Water	Marine	42	3.03E-05	4.36E-05	5.10E-07	1.81E-06	2.94E-06	6.18E-05	8.79E-05	1.59E-04
PBDE 140	243982-83-4	Water	Marine	42	6.39E-06	1.29E-05	3.80E-07	3.80E-07	6.53E-07	6.85E-06	1.96E-05	6.95E-05
PBDE 154	207122-15-4	Water	Marine	42	1.57E-04	2.34E-04	9.69E-06	1.41E-05	2.08E-05	2.73E-04	4.86E-04	9.57E-04
PBDE 155	35854-94-5	Water	Marine	42	1.05E-05	1.73E-05	2.51E-07	9.95E-07	1.38E-06	1.68E-05	2.93E-05	8.53E-05
PBDE 203	337513-72-1	Water	Marine	41	1.45E-04	1.88E-04	1.25E-06	3.51E-06	2.39E-05	2.52E-04	4.16E-04	7.14E-04
PBDE 207	437701-79-6	Water	Marine	41	1.25E-03	1.70E-03	6.29E-07	5.33E-05	3.96E-04	2.19E-03	3.28E-03	7.06E-03
3,4-Dichloroaniline	95-76-1	Water	Marine	40	5.64E-03	3.05E-03	2.20E-03	3.83E-03	4.75E-03	6.80E-03	8.66E-03	1.56E-02
PBDE 206	63387-28-0	Water	Marine	40	1.03E-03	1.41E-03	1.51E-06	4.39E-05	2.53E-04	1.92E-03	2.71E-03	5.24E-03
CARBARYL	63-25-2	Water	Marine	37	1.13E-02	2.80E-03	1.00E-02	1.00E-02	1.00E-02	1.10E-02	1.48E-02	2.10E-02
Imidacloprid	138261-41-3	Water	Marine	37	7.94E-03	5.65E-03	1.30E-03	8.00E-03	8.00E-03	8.00E-03	8.00E-03	3.90E-02
PBDE 208	437701-78-5	Water	Marine	36	1.03E-03	1.21E-03	1.35E-05	7.96E-05	4.69E-04	1.85E-03	2.75E-03	4.63E-03
L-Domoic acid	14277-97-5	Water	Marine	35	2.17E-02	1.46E-02	8.00E-04	6.80E-03	2.73E-02	2.73E-02	2.73E-02	7.80E-02
PBDE 037	147217-81-0	Water	Marine	35	1.82E-06	2.00E-06	5.41E-07	5.41E-07	7.00E-07	2.75E-06	5.29E-06	8.51E-06
Simazine	122-34-9	Water	Marine	35	6.78E-02	3.88E-02	1.51E-02	3.30E-02	7.25E-02	9.64E-02	1.19E-01	1.40E-01
Fipronil-desulfinyl	205650-65-3	Water	Marine	31	2.93E-03	2.74E-03	5.00E-04	5.00E-04	2.00E-03	5.00E-03	7.00E-03	1.00E-02
Fipronil-sulfide	120067-83-6	Water	Marine	31	8.48E-04	1.25E-03	5.00E-04	5.00E-04	5.00E-04	5.00E-04	8.00E-04	6.00E-03
Fipronil-sulfone	120068-36-2	Water	Marine	31	7.75E-03	5.49E-03	5.00E-04	5.00E-03	7.00E-03	9.50E-03	1.40E-02	2.60E-02
PBDE 209	1163-19-5	Water	Marine	31	1.79E-02	1.97E-02	1.12E-04	6.88E-04	1.39E-02	2.62E-02	4.99E-02	6.93E-02
PROPICONAZOLE	60207-90-1	Water	Marine	31	4.17E-03	4.40E-03	3.00E-03	3.00E-03	3.00E-03	3.00E-03	3.00E-03	2.11E-02
Tetramethrin	7696-12-0	Water	Marine	26	4.96E-04	1.05E-03	2.00E-04	2.00E-04	2.00E-04	2.00E-04	2.00E-04	4.50E-03
Microcystin LA	96180-79-9	Water	Marine	20	1.19E-01	4.27E-17	1.19E-01	1.19E-01	1.19E-01	1.19E-01	1.19E-01	1.19E-01
Microcystin LR	101043-37-2	Water	Marine	20	9.70E-02	1.42E-17	9.70E-02	9.70E-02	9.70E-02	9.70E-02	9.70E-02	9.70E-02
Microcystin RR	111755-37-4	Water	Marine	20	4.00E-02	1.42E-17	4.00E-02	4.00E-02	4.00E-02	4.00E-02	4.00E-02	4.00E-02
Microcystin YR	101064-48-6	Water	Marine	20	8.05E-02	0.00E+00	8.05E-02	8.05E-02	8.05E-02	8.05E-02	8.05E-02	8.05E-02
Nodularin	118399-22-7	Water	Marine	20	3.03E-02	3.56E-18	3.03E-02	3.03E-02	3.03E-02	3.03E-02	3.03E-02	3.03E-02
Okadaic acid	78111-17-8	Water	Marine	20	4.23E-02	0.00E+00	4.23E-02	4.23E-02	4.23E-02	4.23E-02	4.23E-02	4.23E-02
Anatoxin a	64285-06-9,85514-42-7	Water	Marine	19	3.42E-01	2.69E-01	8.05E-02	8.05E-02	3.90E-01	5.45E-01	6.80E-01	7.70E-01
PBDE 205	446255-56-7	Water	Marine	19	3.57E-05	1.39E-20	3.57E-05	3.57E-05	3.57E-05	3.57E-05	3.57E-05	3.57E-05
Acetophenone	98-86-2	Water	Marine	16	4.00E-01	5.73E-17	4.00E-01	4.00E-01	4.00E-01	4.00E-01	4.00E-01	4.00E-01
Polyoxyethylene branched-C9-alkylphenol (mixture)	68412-54-4	Water	Marine	15	3.05E-01	5.68E-02	1.00E-01	3.20E-01	3.20E-01	3.20E-01	3.20E-01	3.20E-01
PBDE 197	117964-21-3	Water	Marine	11	2.07E-04	1.18E-04	3.06E-05	1.46E-04	1.94E-04	2.76E-04	3.28E-04	4.36E-04
Butyl benzyl phthalate	85-68-7	Water	Marine	7	8.53E-02	3.41E-02	5.10E-02	6.05E-02	7.30E-02	1.06E-01	1.28E-01	1.40E-01
2-(4-nonylphenoxy)ethanol	104-35-8	Water	Marine	6	1.60E+00	2.43E-16	1.60E+00	1.60E+00	1.60E+00	1.60E+00	1.60E+00	1.60E+00
2-[2-(4-nonylphenoxy)ethoxy]ethanol (mixture)	20427-84-3 (or 9016-45-9)	Water	Marine	6	3.20E+00	4.86E-16	3.20E+00	3.20E+00	3.20E+00	3.20E+00	3.20E+00	3.20E+00

Compound	CASNumber	Media	Type	count	mean	std	min	25%	50%	75%	90%	max
4-n-Octylphenol	1806-26-4	Water	Marine	6	2.00E-01	3.04E-17	2.00E-01	2.00E-01	2.00E-01	2.00E-01	2.00E-01	2.00E-01
4-nonylphenol	104-40-5	Water	Marine	6	1.35E+00	6.12E-01	1.00E-01	1.60E+00	1.60E+00	1.60E+00	1.60E+00	1.60E+00
4-tert-Octylphenol	140-66-9	Water	Marine	6	3.67E-01	8.16E-02	2.00E-01	4.00E-01	4.00E-01	4.00E-01	4.00E-01	4.00E-01
Atrazine	1912-24-9	Water	Marine	6	2.00E-01	3.04E-17	2.00E-01	2.00E-01	2.00E-01	2.00E-01	2.00E-01	2.00E-01
BROMACIL	314-40-9	Water	Marine	6	8.00E-01	1.22E-16	8.00E-01	8.00E-01	8.00E-01	8.00E-01	8.00E-01	8.00E-01
Camphor	76-22-2	Water	Marine	6	1.45E-01	8.53E-02	3.00E-02	8.00E-02	2.00E-01	2.00E-01	2.00E-01	2.00E-01
Indole	120-72-9	Water	Marine	6	7.00E-02	7.27E-02	1.00E-02	2.50E-02	4.00E-02	9.25E-02	1.55E-01	2.00E-01
Isoborneol	124-76-5	Water	Marine	6	2.00E-01	3.04E-17	2.00E-01	2.00E-01	2.00E-01	2.00E-01	2.00E-01	2.00E-01
Limonene, d-	5989-27-5	Water	Marine	6	2.00E-01	3.04E-17	2.00E-01	2.00E-01	2.00E-01	2.00E-01	2.00E-01	2.00E-01
Menthol	1490-04-6	Water	Marine	6	2.00E-01	3.04E-17	2.00E-01	2.00E-01	2.00E-01	2.00E-01	2.00E-01	2.00E-01
Methyl salicylate	119-36-8	Water	Marine	6	2.00E-01	3.04E-17	2.00E-01	2.00E-01	2.00E-01	2.00E-01	2.00E-01	2.00E-01
Methylindole, 3-	83-34-1	Water	Marine	6	1.48E-01	8.30E-02	1.00E-02	1.10E-01	2.00E-01	2.00E-01	2.00E-01	2.00E-01
OXADIAZON	19666-30-9	Water	Marine	6	1.00E-03	0.00E+00	1.00E-03	1.00E-03	1.00E-03	1.00E-03	1.00E-03	1.00E-03
Tri-n-butyl phosphate	126-73-8	Water	Marine	6	2.00E-01	3.04E-17	2.00E-01	2.00E-01	2.00E-01	2.00E-01	2.00E-01	2.00E-01
Trichlorfon	52-68-6	Water	Marine	6	3.00E-02	0.00E+00	3.00E-02	3.00E-02	3.00E-02	3.00E-02	3.00E-02	3.00E-02
Triphenyl phosphate	115-86-6	Water	Marine	6	2.00E-01	3.04E-17	2.00E-01	2.00E-01	2.00E-01	2.00E-01	2.00E-01	2.00E-01
Tris(1,3-dichloro-2-propyl) phosphate	13674-87-8	Water	Marine	6	2.00E-01	3.04E-17	2.00E-01	2.00E-01	2.00E-01	2.00E-01	2.00E-01	2.00E-01
Tris(2-butoxyethyl) phosphate	78-51-3	Water	Marine	6	1.80E-01	4.90E-02	8.00E-02	2.00E-01	2.00E-01	2.00E-01	2.00E-01	2.00E-01
Tris(2-chloroethyl) phosphate	115-96-8	Water	Marine	6	2.00E-01	3.04E-17	2.00E-01	2.00E-01	2.00E-01	2.00E-01	2.00E-01	2.00E-01
benzophenone	119-61-9	Water	Marine	6	1.40E-01	9.30E-02	2.00E-02	6.50E-02	2.00E-01	2.00E-01	2.00E-01	2.00E-01
bisphenol a	80-05-7	Water	Marine	6	2.12E-01	2.06E-01	2.00E-02	2.25E-02	2.15E-01	4.00E-01	4.00E-01	4.00E-01
caffeine	58-08-2	Water	Marine	6	1.80E-01	4.90E-02	8.00E-02	2.00E-01	2.00E-01	2.00E-01	2.00E-01	2.00E-01
cotinine	486-56-6	Water	Marine	6	8.00E-01	1.22E-16	8.00E-01	8.00E-01	8.00E-01	8.00E-01	8.00E-01	8.00E-01
galaxolide	1222-05-5	Water	Marine	6	7.33E-02	9.81E-02	1.00E-02	1.00E-02	1.00E-02	1.53E-01	2.00E-01	2.00E-01
sitosterol, beta-	83-46-5	Water	Marine	6	1.52E+00	4.92E-01	6.00E-01	1.60E+00	1.60E+00	1.60E+00	1.85E+00	2.10E+00
tonalide	21145-77-7	Water	Marine	6	2.00E-01	3.04E-17	2.00E-01	2.00E-01	2.00E-01	2.00E-01	2.00E-01	2.00E-01
triclosan	3380-34-5	Water	Marine	6	2.00E-01	3.04E-17	2.00E-01	2.00E-01	2.00E-01	2.00E-01	2.00E-01	2.00E-01
triethyl citrate	77-93-0	Water	Marine	6	2.00E-01	3.04E-17	2.00E-01	2.00E-01	2.00E-01	2.00E-01	2.00E-01	2.00E-01
6:2 FTS	27619-97-2	Water	Marine	3	2.00E-04	0.00E+00	2.00E-04	2.00E-04	2.00E-04	2.00E-04	2.00E-04	2.00E-04
8:2 FTS	39108-34-4	Water	Marine	3	2.00E-04	0.00E+00	2.00E-04	2.00E-04	2.00E-04	2.00E-04	2.00E-04	2.00E-04
N-EtFOSAA	909405-49-8	Water	Marine	3	2.33E-04	5.77E-05	2.00E-04	2.00E-04	2.00E-04	2.50E-04	2.80E-04	3.00E-04
N-MeFOSAA	2355-31-9	Water	Marine	3	2.00E-04	0.00E+00	2.00E-04	2.00E-04	2.00E-04	2.00E-04	2.00E-04	2.00E-04
PFBS	375-73-5	Water	Marine	3	5.00E-04	0.00E+00	5.00E-04	5.00E-04	5.00E-04	5.00E-04	5.00E-04	5.00E-04
PFDA	335-76-2	Water	Marine	3	9.00E-04	7.55E-04	2.00E-04	5.00E-04	8.00E-04	1.25E-03	1.52E-03	1.70E-03
PFDS	335-77-3	Water	Marine	3	2.00E-04	0.00E+00	2.00E-04	2.00E-04	2.00E-04	2.00E-04	2.00E-04	2.00E-04
PFDaA	307-55-1	Water	Marine	3	2.00E-04	0.00E+00	2.00E-04	2.00E-04	2.00E-04	2.00E-04	2.00E-04	2.00E-04
PFHpA	375-85-9	Water	Marine	3	1.10E-03	2.65E-04	9.00E-04	9.50E-04	1.00E-03	1.20E-03	1.32E-03	1.40E-03
PFHxA	307-24-4	Water	Marine	3	2.07E-03	1.20E-03	9.00E-04	1.45E-03	2.00E-03	2.65E-03	3.04E-03	3.30E-03
PFHxS	355-46-4	Water	Marine	3	3.67E-04	2.08E-04	2.00E-04	2.50E-04	3.00E-04	4.50E-04	5.40E-04	6.00E-04
PFNA	375-95-1	Water	Marine	3	7.00E-04	2.65E-04	4.00E-04	6.00E-04	8.00E-04	8.50E-04	8.80E-04	9.00E-04
PFOA	335-67-1	Water	Marine	3	3.43E-03	9.81E-04	2.30E-03	3.15E-03	4.00E-03	4.00E-03	4.00E-03	4.00E-03

Compound	CASNumber	Media	Type	count	mean	std	min	25%	50%	75%	90%	max
PFOS	1763-23-1	Water	Marine	3	3.97E-03	1.58E-03	2.60E-03	3.10E-03	3.60E-03	4.65E-03	5.28E-03	5.70E-03
PFOSA	754-91-6	Water	Marine	3	3.67E-04	2.89E-04	2.00E-04	2.00E-04	2.00E-04	4.50E-04	6.00E-04	7.00E-04
PFPeA	2706-90-3	Water	Marine	3	1.03E-03	8.74E-04	3.00E-04	5.50E-04	8.00E-04	1.40E-03	1.76E-03	2.00E-03
PFUnA	2058-94-8	Water	Marine	3	3.00E-04	0.00E+00	3.00E-04	3.00E-04	3.00E-04	3.00E-04	3.00E-04	3.00E-04
diphenylhydrazine, 1,2-	122-66-7	Water	Marine	2	1.20E+00	0.00E+00	1.20E+00	1.20E+00	1.20E+00	1.20E+00	1.20E+00	1.20E+00
trifluralin	1582-09-8	Water	Marine	2	2.90E-03	4.24E-04	2.60E-03	2.75E-03	2.90E-03	3.05E-03	3.14E-03	3.20E-03
Desulfinylfipronil Amide	1115248-09-3	Water	Marine	1	8.00E-04	-	8.00E-04	8.00E-04	8.00E-04	8.00E-04	8.00E-04	8.00E-04
FLUTOLANIL	66332-96-5	Water	Marine	1	4.00E-04	-	4.00E-04	4.00E-04	4.00E-04	4.00E-04	4.00E-04	4.00E-04
Iprodione	36734-19-7	Water	Marine	1	1.81E-01	-	1.81E-01	1.81E-01	1.81E-01	1.81E-01	1.81E-01	1.81E-01
MYCLOBUTANIL	88671-89-0	Water	Marine	1	2.00E-02	-	2.00E-02	2.00E-02	2.00E-02	2.00E-02	2.00E-02	2.00E-02
Metconazole	125116-23-6	Water	Marine	1	1.00E-02	-	1.00E-02	1.00E-02	1.00E-02	1.00E-02	1.00E-02	1.00E-02
Pyraclostrobin	175013-18-0	Water	Marine	1	5.00E-04	-	5.00E-04	5.00E-04	5.00E-04	5.00E-04	5.00E-04	5.00E-04
RPA 200766	205650-69-7	Water	Marine	1	1.60E-03	-	1.60E-03	1.60E-03	1.60E-03	1.60E-03	1.60E-03	1.60E-03
Tebuconazole	107534-96-3	Water	Marine	1	2.00E-03	-	2.00E-03	2.00E-03	2.00E-03	2.00E-03	2.00E-03	2.00E-03
Trifloxystrobin	141517-21-7	Water	Marine	1	4.00E-04	-	4.00E-04	4.00E-04	4.00E-04	4.00E-04	4.00E-04	4.00E-04

Table C.6 Summary data (count, mean, standard deviation, minimum, 25th percentile, 50th percentile or median, 75th percentile, 90th percentile, and maximum) for detection limits of each constituent of emerging concern (CEC) in freshwater, estuarine, and marine waters.

Compound	CASNumber	Media	Type	count	mean	std	min	25%	50%	75%	90%	max
Chlorpyrifos	2921-88-2	Water	Freshwater	9905	4.48E-01	3.17E+00	5.00E-05	2.59E-03	2.60E-03	1.80E-02	1.00E+00	8.90E+01
diazinon	333-41-5	Water	Freshwater	9591	9.05E-01	4.61E+00	5.00E-05	3.53E-03	4.00E-03	7.00E-03	9.00E-01	8.90E+01
disulfoton	298-04-4	Water	Freshwater	6430	5.40E-01	3.31E+00	1.00E-04	1.00E-02	2.00E-02	2.00E-02	4.00E-02	5.00E+01
Atrazine	1912-24-9	Water	Freshwater	6431	1.47E+00	3.87E+00	1.80E-03	7.00E-03	7.00E-02	2.00E-01	8.39E+00	1.78E+02
Simazine	122-34-9	Water	Freshwater	6498	2.42E+00	7.62E+00	9.16E-04	5.03E-03	8.00E-02	1.20E-01	5.00E+00	5.00E+01
malathion	121-75-5	Water	Freshwater	6848	2.98E-02	4.98E-02	2.50E-04	5.00E-03	3.00E-02	5.00E-02	5.00E-02	2.30E+00
Dichlorvos	62-73-7	Water	Freshwater	5413	3.02E+00	2.21E+01	0.00E+00	9.80E-03	2.00E-02	3.00E-02	2.00E-01	2.50E+02
CARBARYL	63-25-2	Water	Freshwater	5256	2.22E+00	6.17E+00	1.00E-03	5.00E-02	5.00E-02	1.00E+00	6.50E+00	2.50E+02
Diuron	330-54-1	Water	Freshwater	5255	2.80E+00	7.42E+00	1.16E-03	7.20E-03	2.00E-01	2.00E-01	1.00E+01	1.00E+02
Bifenthrin	82657-04-3	Water	Freshwater	4945	3.16E+00	1.94E+01	5.00E-05	5.00E-04	1.24E-03	6.00E-03	4.70E+00	5.00E+02
CYFLUTHRIN	68359-37-5	Water	Freshwater	5198	4.23E-01	1.27E+00	5.00E-05	5.00E-04	2.00E-03	1.00E-02	1.00E+00	5.20E+00
Linuron	330-55-2	Water	Freshwater	3964	2.20E+00	5.49E+00	1.50E-03	2.00E-01	2.00E-01	2.00E-01	1.00E+01	5.00E+01
trifluralin	1582-09-8	Water	Freshwater	4283	3.91E-01	7.82E-01	1.00E-03	1.40E-02	3.60E-02	4.00E-02	2.10E+00	2.10E+00
Pendimethalin	40487-42-1	Water	Freshwater	3184	9.88E-01	3.22E+00	5.00E-04	1.90E-02	4.00E-02	2.30E+00	2.30E+00	5.00E+01
gamma-cyhalothrin	76703-62-3	Water	Freshwater	3452	1.22E-03	2.08E-03	5.00E-05	5.00E-04	1.00E-03	1.00E-03	1.74E-03	2.50E-02
permethrin	52645-53-1	Water	Freshwater	3153	4.44E-01	1.02E+00	2.03E-04	2.00E-03	9.00E-03	6.00E-01	3.40E+00	3.40E+00
parathion	56-38-2	Water	Freshwater	3140	3.05E-02	8.07E-02	2.90E-03	1.00E-02	2.00E-02	3.00E-02	3.00E-02	1.00E+00
Metolachlor	51218-45-2	Water	Freshwater	2128	2.89E+00	7.22E+00	1.50E-03	1.50E-03	1.40E-02	1.50E+00	1.00E+01	8.90E+01
Imidacloprid	138261-41-3	Water	Freshwater	2116	4.43E+00	7.28E+00	2.00E-04	3.95E-03	3.94E-02	3.80E+00	2.00E+01	5.00E+01
fipronil	120068-37-3	Water	Freshwater	2132	4.07E+00	9.89E+00	5.00E-05	1.00E-02	2.90E+00	2.90E+00	2.00E+01	2.50E+02
Fipronil-sulfide	120067-83-6	Water	Freshwater	2126	2.65E+00	9.89E+00	5.00E-05	1.00E-02	1.80E+00	1.80E+00	1.00E+01	2.50E+02
Hexazinon	51235-04-2	Water	Freshwater	1997	2.48E+00	4.09E+00	1.00E-03	8.40E-03	8.40E-03	8.40E+00	1.00E+01	1.00E+01
Fipronil-sulfone	120068-36-2	Water	Freshwater	2071	2.96E+00	8.82E+00	5.00E-05	2.00E-02	3.50E+00	3.50E+00	1.00E+01	2.50E+02
glyphosate	1071-83-6	Water	Freshwater	2746	1.04E+01	3.90E+01	2.00E-02	1.30E+00	2.00E+00	4.00E+00	5.00E+00	2.00E+02
Fipronil-desulfinyl	205650-65-3	Water	Freshwater	1853	1.06E+00	3.49E+00	5.00E-05	4.00E-03	1.20E-02	1.60E+00	1.60E+00	1.00E+02
Oryzalin	19044-88-3	Water	Freshwater	1748	7.84E+00	1.39E+01	3.50E-03	2.10E-02	5.00E+00	1.10E+01	2.00E+01	2.50E+02
MYCLOBUTANIL	88671-89-0	Water	Freshwater	1787	4.22E+00	4.49E+00	1.00E-03	1.00E-02	6.00E+00	6.00E+00	9.20E+00	5.00E+01
Azoxystrobin	131860-33-8	Water	Freshwater	1514	4.08E+00	7.34E+00	1.00E-03	3.10E-03	3.10E-03	3.10E+00	2.00E+01	2.00E+01
Deethylatrazine	6190-65-4	Water	Freshwater	1600	6.57E+00	1.50E+01	2.00E-03	2.00E-03	1.00E-02	1.10E+01	2.00E+01	2.50E+02
Propyzamide	23950-58-5	Water	Freshwater	1766	2.96E+00	3.41E+00	3.60E-03	4.00E-03	4.00E+00	5.00E+00	5.00E+00	5.00E+01
PROPICONAZOLE	60207-90-1	Water	Freshwater	1543	9.67E+00	1.48E+01	1.42E-03	6.90E-03	5.00E+00	8.80E+00	5.00E+01	5.00E+01
deltamethrin	52918-63-5	Water	Freshwater	2204	6.47E-01	1.22E+00	5.00E-04	5.00E-04	2.00E-03	6.00E-01	3.50E+00	3.50E+00
Tebuconazole	107534-96-3	Water	Freshwater	1606	1.32E+01	1.91E+01	2.00E-03	3.70E+00	3.70E+00	1.02E+01	5.00E+01	2.50E+02

Compound	CASNumber	Media	Type	count	mean	std	min	25%	50%	75%	90%	max
Pyraclostrobin	175013-18-0	Water	Freshwater	1311	2.39E+00	2.07E+00	4.00E-04	2.07E-02	2.90E+00	2.90E+00	3.00E+00	2.50E+01
Trifloxystrobin	141517-21-7	Water	Freshwater	1240	3.28E+00	2.15E+00	4.00E-04	2.00E+00	4.70E+00	4.70E+00	4.70E+00	2.50E+01
tebuthiuron	34014-18-1	Water	Freshwater	1249	2.87E+00	8.08E+00	3.00E-03	2.00E-02	2.00E-01	3.00E+00	1.00E+01	2.50E+02
ALLETHRIN	584-79-2	Water	Freshwater	1814	1.86E+00	3.96E+00	5.00E-05	5.00E-04	5.00E-03	1.00E+00	6.00E+00	1.80E+01
Deisopropylatrazine	1007-28-9	Water	Freshwater	1235	1.08E+01	1.69E+01	2.00E-03	2.00E-03	8.00E-02	2.00E+01	2.50E+01	2.50E+02
Metconazole	125116-23-6	Water	Freshwater	1132	5.30E+00	2.82E+00	5.20E-03	5.00E+00	5.20E+00	5.20E+00	1.00E+01	2.50E+01
BROMACIL	314-40-9	Water	Freshwater	1181	1.76E+01	3.31E+01	9.77E-04	2.00E-01	6.00E+00	5.00E+01	5.00E+01	8.90E+02
OXADIAZON	19666-30-9	Water	Freshwater	1647	5.87E-01	9.42E-01	3.25E-06	1.00E-03	1.00E-03	2.10E+00	2.10E+00	2.10E+00
Methoxyfenozide	161050-58-4	Water	Freshwater	928	5.83E-01	1.16E+00	2.00E-03	2.70E-03	2.70E-03	6.41E-03	2.70E+00	5.00E+00
Diazoxon	962-58-3	Water	Freshwater	952	4.30E+00	2.19E+00	4.00E-03	4.00E+00	5.00E+00	5.00E+00	5.00E+00	2.50E+01
Indoxacarb	173584-44-6	Water	Freshwater	1023	1.33E+01	4.45E+01	6.60E-04	4.90E+00	4.90E+00	8.00E+00	2.50E+01	5.00E+02
Carbendazim	10605-21-7	Water	Freshwater	893	5.38E+00	1.49E+01	3.00E-03	4.20E-03	4.20E-03	4.20E+00	2.50E+01	2.50E+02
2,4-dichlorophenoxyacetic acid	94-75-7	Water	Freshwater	864	2.30E+01	4.01E+01	6.00E-03	1.50E-01	1.00E+01	1.00E+01	6.20E+01	2.76E+02
3,4-Dichloroaniline	95-76-1	Water	Freshwater	1432	9.19E-01	2.27E+00	1.90E-03	3.20E-03	4.50E-03	6.00E-03	3.20E+00	8.30E+00
Iprodione	36734-19-7	Water	Freshwater	1439	2.54E+00	2.58E+00	4.40E-03	1.00E-02	4.40E+00	4.40E+00	4.40E+00	8.70E+00
Hydroxyatrazine	2163-68-0	Water	Freshwater	952	7.13E+00	2.94E+01	2.00E-03	2.00E-03	3.00E-03	8.00E+00	1.06E+01	2.50E+02
Resmethrin	10453-86-8	Water	Freshwater	1355	1.72E+00	2.29E+00	1.00E-03	5.00E-03	1.00E+00	1.00E+00	5.70E+00	5.70E+00
3,5-Dichloroaniline	626-43-7	Water	Freshwater	1316	4.21E+00	3.79E+00	3.00E-03	7.60E-03	7.60E+00	7.60E+00	7.60E+00	8.00E+00
FLUVALINATE	69409-94-5	Water	Freshwater	1299	1.59E+00	2.18E+00	5.00E-05	5.00E-04	7.00E-01	5.30E+00	5.30E+00	5.30E+00
clothianidin	210880-92-5	Water	Freshwater	1214	6.13E+00	7.35E+00	1.00E-03	1.00E-02	3.90E+00	6.20E+00	2.00E+01	2.00E+01
sulfometuron-methyl	74222-97-2	Water	Freshwater	570	1.76E+01	2.13E+01	4.00E-03	6.75E-02	5.00E+00	2.00E+01	5.00E+01	2.50E+02
dicamba	1918-00-9; 2300-66-5; 25059-78-3	Water	Freshwater	538	2.53E+02	4.50E+02	1.70E-02	3.00E-02	1.20E-01	5.00E+02	5.00E+02	5.00E+03
Chlorpyrifos-methyl	5598-13-0	Water	Freshwater	1206	1.34E-02	8.28E-03	3.00E-03	3.00E-03	2.00E-02	2.00E-02	2.00E-02	2.00E-02
benfluralin	1861-40-1	Water	Freshwater	1133	8.91E-01	9.89E-01	2.00E-03	1.00E-02	1.40E-02	2.00E+00	2.00E+00	2.00E+00
Tetramethrin	7696-12-0	Water	Freshwater	1130	1.06E+00	1.20E+00	1.00E-04	5.00E-04	5.00E-01	2.90E+00	2.90E+00	2.90E+00
thiabendazole	148-79-8	Water	Freshwater	876	5.02E+00	3.58E+00	3.60E-03	3.60E+00	3.60E+00	1.00E+01	1.00E+01	1.00E+01
Pyriproxyfen	95737-68-1	Water	Freshwater	487	4.05E+00	1.45E+00	1.14E-03	3.00E+00	5.00E+00	5.20E+00	5.20E+00	1.00E+01
CHLOROTHALONIL	1897-45-6	Water	Freshwater	1044	3.60E+00	3.22E+00	4.10E-03	1.00E-01	4.10E+00	4.10E+00	4.10E+00	1.21E+01
Deisopropylhydroxyatrazine	7313-54-4	Water	Freshwater	641	1.05E+02	1.17E+02	2.00E-03	2.00E-03	1.77E+01	2.50E+02	2.50E+02	2.57E+02
phenothrin	26002-80-2	Water	Freshwater	987	2.16E+00	2.11E+00	5.12E-04	1.00E+00	1.00E+00	5.10E+00	5.10E+00	5.10E+00
CHLORSULFURON	64902-72-3	Water	Freshwater	377	4.42E+01	2.73E+01	5.00E-02	2.00E+01	5.00E+01	5.00E+01	1.00E+02	2.50E+02
Acetamiprid	135410-20-7	Water	Freshwater	938	2.07E+00	1.61E+00	1.00E-03	1.00E-02	3.30E+00	3.30E+00	3.30E+00	3.60E+00
Boscalid	188425-85-6	Water	Freshwater	866	7.06E-01	1.22E+00	2.00E-03	2.80E-03	2.80E-03	2.10E+00	2.80E+00	5.00E+00
acephate	30560-19-1	Water	Freshwater	404	1.78E+01	1.56E+01	1.00E-02	1.00E+01	1.00E+01	2.50E+01	2.50E+01	2.50E+02
Atrazine-desethyl-2-hydroxy	19988-24-0	Water	Freshwater	237	4.52E+00	3.55E+00	4.00E-03	4.00E+00	4.00E+00	4.00E+00	5.09E+00	5.00E+01
Metolachlor OXA	152019-73-3	Water	Freshwater	448	1.96E+02	1.22E+02	2.00E-02	1.49E+02	2.00E+02	2.00E+02	2.00E+02	2.00E+03
6-Chloro-1,3,5-triazine-2,4-diamine	3397-62-4	Water	Freshwater	662	2.98E+01	2.95E+01	2.00E-02	2.50E+01	2.50E+01	2.50E+01	5.00E+01	2.92E+02
Halosulfuron-methyl	100784-20-1	Water	Freshwater	415	2.52E+01	1.36E+01	2.20E-02	2.20E+01	2.50E+01	2.50E+01	2.50E+01	2.50E+02
Sulfentrazone	122836-35-5	Water	Freshwater	247	2.33E+01	2.75E+01	1.10E-02	1.10E+01	1.10E+01	2.50E+01	5.00E+01	2.50E+02
Hydroxysimazine	11/3/2599	Water	Freshwater	485	1.56E+02	1.27E+02	3.00E-03	3.00E+00	2.50E+02	2.50E+02	2.50E+02	1.00E+03

Compound	CASNumber	Media	Type	count	mean	std	min	25%	50%	75%	90%	max
Prodiamine	29091-21-2	Water	Freshwater	871	2.90E+00	2.58E+00	5.20E-03	1.20E-02	5.20E+00	5.20E+00	5.20E+00	5.20E+00
2-Chloro-N-(2-ethyl-6-methylphenyl)acetamide	32428-71-0	Water	Freshwater	299	7.39E+00	5.85E+00	5.00E-03	5.00E+00	5.00E+00	1.00E+01	1.00E+01	5.00E+01
2-Aminobenzimidazole	934-32-7	Water	Freshwater	235	1.08E+01	1.74E+01	9.00E-03	9.00E+00	9.00E+00	9.00E+00	1.00E+01	2.50E+02
Pyrimidinol	2814-20-2	Water	Freshwater	195	1.95E+01	4.78E+00	2.00E-02	2.00E+01	2.00E+01	2.00E+01	2.00E+01	5.00E+01
Difenoconazole	119446-68-3	Water	Freshwater	786	9.01E+00	3.67E+00	1.05E-02	1.05E+01	1.05E+01	1.05E+01	1.05E+01	1.05E+01
Fluazinam	79622-59-6	Water	Freshwater	786	3.82E+00	1.48E+00	4.40E-03	4.40E+00	4.40E+00	4.40E+00	4.40E+00	4.40E+00
Fludioxonil	131341-86-1	Water	Freshwater	786	6.27E+00	2.54E+00	7.30E-03	7.30E+00	7.30E+00	7.30E+00	7.30E+00	7.30E+00
Triadimefon	43121-43-3	Water	Freshwater	786	7.71E+00	3.03E+00	8.90E-03	8.90E+00	8.90E+00	8.90E+00	8.90E+00	8.90E+00
Chlorantraniliprole	500008-45-7	Water	Freshwater	725	1.11E+00	1.79E+00	1.82E-03	4.00E-03	4.00E-03	4.00E+00	4.00E+00	4.00E+00
Trichlorfon	52-68-6	Water	Freshwater	746	3.00E-02	1.25E-16	3.00E-02	3.00E-02	3.00E-02	3.00E-02	3.00E-02	3.00E-02
caffeine	58-08-2	Water	Freshwater	501	1.14E+01	1.41E+01	7.00E-06	2.00E-02	1.00E+00	2.50E+01	2.50E+01	5.00E+01
FLUTOLANIL	66332-96-5	Water	Freshwater	630	3.46E+00	1.81E+00	4.00E-04	4.40E+00	4.40E+00	4.40E+00	4.40E+00	4.40E+00
Penoxsulam	219714-96-2	Water	Freshwater	603	2.24E+00	1.68E+00	3.50E-03	3.50E-03	3.50E+00	3.50E+00	3.50E+00	5.00E+00
Acibenzolar-S-Methyl	135158-54-2	Water	Freshwater	604	2.48E+00	1.13E+00	3.00E-03	3.00E+00	3.00E+00	3.00E+00	3.00E+00	3.00E+00
Fluxapyroxad	907204-31-3	Water	Freshwater	604	1.84E+00	2.33E+00	4.80E-03	4.80E-03	4.80E-03	4.80E+00	4.80E+00	4.80E+00
Paclobutrazol(PP333)	76738-62-0	Water	Freshwater	604	5.12E+00	2.35E+00	6.20E-03	6.20E+00	6.20E+00	6.20E+00	6.20E+00	6.20E+00
Cyazofamid	120116-88-3	Water	Freshwater	602	3.41E+00	1.54E+00	4.10E-03	4.10E+00	4.10E+00	4.10E+00	4.10E+00	4.10E+00
Flonicamid	158062-67-0	Water	Freshwater	602	2.77E+00	1.32E+00	3.40E-03	3.40E+00	3.40E+00	3.40E+00	3.40E+00	3.40E+00
Mandipropamid	374726-62-2	Water	Freshwater	602	2.70E+00	1.28E+00	3.30E-03	3.30E+00	3.30E+00	3.30E+00	3.30E+00	3.30E+00
carbamazepine	298-46-4	Water	Freshwater	329	8.30E+00	3.76E+00	5.00E-03	1.00E+01	1.00E+01	1.00E+01	1.00E+01	1.00E+01
sulfamethoxazole	723-46-6	Water	Freshwater	335	9.58E+00	1.02E+01	5.00E-03	1.00E+01	1.00E+01	1.00E+01	1.00E+01	8.00E+01
trimethoprim	738-70-5	Water	Freshwater	442	1.13E+01	6.07E+00	2.00E-03	1.00E+01	1.00E+01	2.00E+01	2.00E+01	2.00E+01
fluoxetine	54910-89-3	Water	Freshwater	324	1.09E+01	7.25E+00	5.00E-03	1.00E+01	1.00E+01	1.00E+01	2.50E+01	2.50E+01
amphetamine	300-62-9	Water	Freshwater	280	9.57E+00	1.80E+00	2.00E+00	1.00E+01	1.00E+01	1.00E+01	1.00E+01	1.00E+01
atenolol	29122-68-7	Water	Freshwater	425	1.36E+01	4.80E+00	1.00E+01	1.00E+01	1.00E+01	2.00E+01	2.00E+01	2.00E+01
diltiazem	42399-41-7	Water	Freshwater	430	1.36E+01	4.86E+00	2.00E-02	1.00E+01	1.00E+01	2.00E+01	2.00E+01	2.00E+01
warfarin	81-81-2	Water	Freshwater	435	1.45E+01	9.13E+00	8.00E-02	1.00E+01	1.00E+01	2.00E+01	2.00E+01	8.00E+01
amitriptyline	50-48-6	Water	Freshwater	273	1.00E+01	0.00E+00	1.00E+01	1.00E+01	1.00E+01	1.00E+01	1.00E+01	1.00E+01
Anatoxin a	64285-06-9, 85514-42-7	Water	Freshwater	506	1.54E+00	1.15E+01	5.00E-02	1.00E-01	1.10E-01	1.50E-01	5.00E-01	2.20E+02
codeine	76-57-3	Water	Freshwater	273	9.96E+00	6.02E-01	4.60E-02	1.00E+01	1.00E+01	1.00E+01	1.00E+01	1.00E+01
diphenhydramine	58-73-1	Water	Freshwater	273	9.96E+00	6.02E-01	5.80E-02	1.00E+01	1.00E+01	1.00E+01	1.00E+01	1.00E+01
glyburide	10238-21-8	Water	Freshwater	273	1.00E+01	0.00E+00	1.00E+01	1.00E+01	1.00E+01	1.00E+01	1.00E+01	1.00E+01
hydrocodone	125-29-1	Water	Freshwater	503	2.28E+01	2.33E+01	1.00E+01	1.00E+01	1.00E+01	2.00E+01	8.00E+01	8.00E+01
metoprolol	51384-51-1	Water	Freshwater	273	1.00E+01	0.00E+00	1.00E+01	1.00E+01	1.00E+01	1.00E+01	1.00E+01	1.00E+01
norverapamil	67018-85-3	Water	Freshwater	464	8.05E+01	8.70E+01	1.00E+01	1.00E+01	2.50E+01	2.00E+02	2.00E+02	2.00E+02
triamterene	396-01-0	Water	Freshwater	305	1.10E+01	3.07E+00	1.00E+01	1.00E+01	1.00E+01	1.00E+01	2.00E+01	2.00E+01
Venlafaxine	93413-69-5	Water	Freshwater	273	1.00E+01	0.00E+00	1.00E+01	1.00E+01	1.00E+01	1.00E+01	1.00E+01	1.00E+01
verapamil	52-53-9	Water	Freshwater	471	8.99E+01	9.39E+01	1.00E+01	1.00E+01	1.00E+01	2.00E+02	2.00E+02	2.00E+02
meprobamate	57-53-4	Water	Freshwater	265	1.00E+01	0.00E+00	1.00E+01	1.00E+01	1.00E+01	1.00E+01	1.00E+01	1.00E+01
Carisoprodol	78-44-4	Water	Freshwater	297	1.75E+01	2.17E+01	1.00E+01	1.00E+01	1.00E+01	1.00E+01	8.00E+01	8.00E+01
metformin	657-24-9	Water	Freshwater	314	1.18E+01	6.06E+00	1.00E+01	1.00E+01	1.00E+01	1.00E+01	2.00E+01	9.52E+01

Compound	CASNumber	Media	Type	count	mean	std	min	25%	50%	75%	90%	max
acetaminophen	103-90-2	Water	Freshwater	409	4.82E+01	5.89E+01	1.20E-01	1.00E+01	1.00E+01	8.00E+01	1.04E+02	2.00E+02
fluticasone propionate	80474-14-2	Water	Freshwater	445	4.09E+01	5.01E+01	1.00E+01	1.00E+01	1.00E+01	8.00E+01	1.40E+02	1.40E+02
Oxazepam	604-75-1	Water	Freshwater	251	1.16E+01	4.66E+00	1.00E+01	1.00E+01	1.00E+01	1.00E+01	2.50E+01	2.50E+01
sertraline	79617-96-2	Water	Freshwater	364	1.85E+01	1.99E+01	1.00E+01	1.00E+01	1.00E+01	2.00E+01	2.00E+01	8.00E+01
erythromycin	114-07-8	Water	Freshwater	392	7.44E+01	8.69E+01	5.00E-03	1.00E+01	1.00E+01	2.00E+02	2.00E+02	2.00E+02
cotinine	486-56-6	Water	Freshwater	312	1.07E+01	4.35E+00	3.80E-02	1.00E+01	1.00E+01	1.00E+01	2.00E+01	2.00E+01
albuterol	18559-94-9	Water	Freshwater	188	1.52E+01	1.15E+01	8.00E-02	1.00E+01	1.00E+01	1.00E+01	4.00E+01	4.00E+01
dehydronifedipine	67035-22-7	Water	Freshwater	155	9.94E+00	7.97E-01	8.00E-02	1.00E+01	1.00E+01	1.00E+01	1.00E+01	1.00E+01
paroxetine	61869-08-7	Water	Freshwater	154	1.00E+01	0.00E+00	1.00E+01	1.00E+01	1.00E+01	1.00E+01	1.00E+01	1.00E+01
triclosan	3380-34-5	Water	Freshwater	377	1.39E+01	1.43E+01	2.00E-02	1.00E+01	1.00E+01	1.00E+01	2.50E+01	1.00E+02
norfluoxetine	126924-38-7	Water	Freshwater	146	1.00E+01	0.00E+00	1.00E+01	1.00E+01	1.00E+01	1.00E+01	1.00E+01	1.00E+01
ibuprofen	15687-27-1	Water	Freshwater	343	1.21E+01	8.69E+00	2.00E-02	1.00E+01	1.00E+01	2.50E+01	2.50E+01	2.50E+01
DINOTEFURAN	165252-70-0	Water	Freshwater	310	5.18E-03	1.36E-03	6.00E-04	4.50E-03	6.00E-03	6.00E-03	6.00E-03	6.00E-03
sulfamethazine	57-68-1	Water	Freshwater	328	8.32E+00	3.74E+00	5.00E-03	1.00E+01	1.00E+01	1.00E+01	1.00E+01	1.00E+01
tylosin	1401-69-0	Water	Freshwater	328	1.64E+01	9.85E+00	1.00E-02	1.00E+01	2.50E+01	2.50E+01	2.50E+01	2.50E+01
gemfibrozil	25812-30-0	Water	Freshwater	324	8.43E+00	3.64E+00	2.00E-03	1.00E+01	1.00E+01	1.00E+01	1.00E+01	1.00E+01
Penthiopyrad	183675-82-3	Water	Freshwater	313	3.11E+00	5.35E-01	3.20E-03	3.20E+00	3.20E+00	3.20E+00	3.20E+00	3.20E+00
Microcystin YR	101064-48-6	Water	Freshwater	299	2.84E-01	4.02E-01	1.00E-03	1.00E-02	1.04E-01	2.00E-01	1.00E+00	1.00E+00
Di-2-ethylhexyl phthalate	117-81-7	Water	Freshwater	290	2.95E+00	2.73E+01	5.00E-03	5.00E-03	1.00E-01	9.50E-01	2.03E+00	4.45E+02
Diethyl phthalate	84-66-2	Water	Freshwater	287	8.60E-01	1.05E+01	5.00E-03	5.00E-03	1.00E-01	1.50E-01	8.60E-01	1.78E+02
Microcystin LA	96180-79-9	Water	Freshwater	290	2.81E-01	3.90E-01	1.00E-03	1.00E-02	1.55E-01	2.00E-01	1.00E+00	1.00E+00
naproxen	22204-53-1	Water	Freshwater	285	1.46E+01	7.31E+00	5.00E+00	1.00E+01	1.00E+01	2.50E+01	2.50E+01	2.50E+01
sulfadimethoxine	122-11-2	Water	Freshwater	55	2.22E-03	7.86E-04	2.00E-03	2.00E-03	2.00E-03	2.00E-03	2.00E-03	5.00E-03
NTN33893-urea	120868-66-8	Water	Freshwater	287	3.21E+00	1.59E+00	4.00E-03	4.00E+00	4.00E+00	4.00E+00	4.00E+00	4.00E+00
BENSULIDE	741-58-2	Water	Freshwater	267	1.58E-02	6.05E-03	6.60E-04	1.40E-02	1.98E-02	1.98E-02	1.98E-02	1.98E-02
Microcystin RR	111755-37-4	Water	Freshwater	284	2.58E-01	3.98E-01	1.00E-03	1.00E-02	5.00E-02	2.00E-01	1.00E+00	1.00E+00
sulfamethizole	144-82-1	Water	Freshwater	51	5.00E-03	1.75E-18	5.00E-03	5.00E-03	5.00E-03	5.00E-03	5.00E-03	5.00E-03
Butyl benzyl phthalate	85-68-7	Water	Freshwater	279	2.66E-01	5.28E-01	5.00E-03	5.00E-03	2.50E-02	1.80E-01	1.26E+00	2.00E+00
Dibutyl phthalate	84-74-2	Water	Freshwater	279	2.75E-01	4.98E-01	5.00E-03	5.00E-03	7.50E-02	2.40E-01	9.10E-01	2.40E+00
Dimethyl phthalate	131-11-3	Water	Freshwater	279	1.92E-01	3.53E-01	5.00E-03	5.00E-03	5.00E-02	1.80E-01	9.70E-01	2.00E+00
cimetidine	51481-61-9	Water	Freshwater	201	6.29E+01	3.01E+01	1.00E+01	8.00E+01	8.00E+01	8.00E+01	8.00E+01	8.00E+01
Di-n-octyl phthalate	117-84-0	Water	Freshwater	276	3.18E-01	7.42E-01	5.00E-03	5.00E-03	1.00E-02	1.90E-01	1.39E+00	5.00E+00
ranitidine	66357-35-5	Water	Freshwater	114	1.32E+02	9.16E+01	1.00E+01	1.00E+01	2.00E+02	2.00E+02	2.00E+02	2.00E+02
diclofenac	15307-86-5	Water	Freshwater	270	1.27E+01	5.75E+00	1.00E+01	1.00E+01	1.00E+01	1.00E+01	2.50E+01	2.50E+01
Bezafibrate	41859-67-0	Water	Freshwater	273	1.00E+01	0.00E+00	1.00E+01	1.00E+01	1.00E+01	1.00E+01	1.00E+01	1.00E+01
Butylparaben	94-26-8	Water	Freshwater	273	1.40E+01	6.65E+00	1.00E+01	1.00E+01	1.00E+01	2.50E+01	2.50E+01	2.50E+01
furosemide	54-31-9	Water	Freshwater	273	1.16E+01	4.63E+00	1.00E+01	1.00E+01	1.00E+01	1.00E+01	2.50E+01	2.50E+01
Metolachlor ESA	171118-09-5	Water	Freshwater	273	2.00E+01	0.00E+00	2.00E+01	2.00E+01	2.00E+01	2.00E+01	2.00E+01	2.00E+01
Sotalol	3930-20-9	Water	Freshwater	273	1.00E+01	0.00E+00	1.00E+01	1.00E+01	1.00E+01	1.00E+01	1.00E+01	1.00E+01
benzoylecgonine	519-09-5	Water	Freshwater	272	1.00E+01	0.00E+00	1.00E+01	1.00E+01	1.00E+01	1.00E+01	1.00E+01	1.00E+01
cocaine	50-36-2	Water	Freshwater	272	1.00E+01	0.00E+00	1.00E+01	1.00E+01	1.00E+01	1.00E+01	1.00E+01	1.00E+01

Compound	CASNumber	Media	Type	count	mean	std	min	25%	50%	75%	90%	max
triclocarban	101-20-2	Water	Freshwater	271	1.00E+01	0.00E+00	1.00E+01	1.00E+01	1.00E+01	1.00E+01	1.00E+01	1.00E+01
Saxitoxin	35523-89-8	Water	Freshwater	269	2.76E-02	1.14E-01	1.00E-02	1.50E-02	1.65E-02	1.65E-02	1.65E-02	1.65E+00
Phenytoin	57-41-0	Water	Freshwater	262	1.52E+01	7.14E+00	1.00E+01	1.00E+01	1.00E+01	2.50E+01	2.50E+01	2.50E+01
Benomyl	17804-35-2	Water	Freshwater	262	1.42E-01	7.28E-02	2.00E-02	6.00E-02	2.00E-01	2.00E-01	2.00E-01	2.00E-01
Microcystin LR	101043-37-2	Water	Freshwater	261	1.95E-01	3.25E-01	1.00E-03	1.00E-02	2.00E-02	2.00E-01	1.00E+00	1.00E+00
diazepam	439-14-5	Water	Freshwater	55	1.60E+01	4.94E+00	1.00E+01	1.00E+01	2.00E+01	2.00E+01	2.00E+01	2.00E+01
alprazolam	28981-97-7	Water	Freshwater	22	1.00E+01	0.00E+00	1.00E+01	1.00E+01	1.00E+01	1.00E+01	1.00E+01	1.00E+01
clonidine	4205-90-7	Water	Freshwater	60	5.43E+01	3.40E+01	1.00E+01	1.00E+01	8.00E+01	8.00E+01	8.00E+01	8.00E+01
methylparaben	99-76-3	Water	Freshwater	255	1.29E+01	5.97E+00	1.00E+01	1.00E+01	1.00E+01	1.00E+01	2.50E+01	2.50E+01
Primidone	125-33-7	Water	Freshwater	251	1.30E+01	6.05E+00	1.00E+01	1.00E+01	1.00E+01	1.00E+01	2.50E+01	2.50E+01
Norethindrone	68-22-4	Water	Freshwater	20	8.00E-01	1.14E-16	8.00E-01	8.00E-01	8.00E-01	8.00E-01	8.00E-01	8.00E-01
dimethylxanthine, 1,7-	611-59-6	Water	Freshwater	134	1.40E+02	5.99E+01	1.00E-01	1.40E+02	1.40E+02	2.00E+02	2.00E+02	2.00E+02
hydrochlorothiazide	58-93-5	Water	Freshwater	251	1.00E+01	0.00E+00	1.00E+01	1.00E+01	1.00E+01	1.00E+01	1.00E+01	1.00E+01
Ketoprofen	22071-15-4	Water	Freshwater	251	1.47E+01	6.98E+00	1.00E+01	1.00E+01	1.00E+01	2.50E+01	2.50E+01	2.50E+01
lamotrigine	84057-84-1	Water	Freshwater	251	1.00E+01	0.00E+00	1.00E+01	1.00E+01	1.00E+01	1.00E+01	1.00E+01	1.00E+01
valsartan	137862-53-4	Water	Freshwater	251	1.25E+01	5.61E+00	1.00E+01	1.00E+01	1.00E+01	1.00E+01	2.50E+01	2.50E+01
theophylline	58-55-9	Water	Freshwater	136	2.21E+02	1.33E+02	1.00E+01	1.40E+02	2.00E+02	4.00E+02	4.00E+02	4.00E+02
Tri-n-butyl phosphate	126-73-8	Water	Freshwater	250	7.44E+00	1.86E+01	6.40E-02	8.40E-02	8.40E-02	8.40E-02	5.00E+01	1.00E+02
glipizide	29094-61-9	Water	Freshwater	49	1.46E+02	8.67E+01	1.00E+01	1.00E+01	2.00E+02	2.00E+02	2.00E+02	2.00E+02
simvastatin	79902-63-9	Water	Freshwater	246	1.00E+01	0.00E+00	1.00E+01	1.00E+01	1.00E+01	1.00E+01	1.00E+01	1.00E+01
Desulfinylfipronil Amide	1115248-09-3	Water	Freshwater	209	3.24E-03	1.42E-03	8.00E-04	3.20E-03	3.20E-03	5.00E-03	5.00E-03	5.00E-03
2-nonylphenol	136-83-4	Water	Freshwater	233	7.30E+00	1.71E+01	5.00E-01	5.00E-01	5.00E-01	5.00E-01	5.00E+01	5.00E+01
betamethasone	378-44-9	Water	Freshwater	74	1.68E+02	3.02E+01	1.40E+02	1.40E+02	1.40E+02	2.00E+02	2.00E+02	2.00E+02
Citalopram	59729-33-8	Water	Freshwater	75	2.00E+01	0.00E+00	2.00E+01	2.00E+01	2.00E+01	2.00E+01	2.00E+01	2.00E+01
desmethyldiltiazem	86408-45-9	Water	Freshwater	149	1.57E+02	4.84E+01	8.00E+01	1.40E+02	2.00E+02	2.00E+02	2.00E+02	2.00E+02
hydrocortisone	50-23-7	Water	Freshwater	42	2.00E+02	0.00E+00	2.00E+02	2.00E+02	2.00E+02	2.00E+02	2.00E+02	2.00E+02
prednisone	53-03-2	Water	Freshwater	42	2.00E+02	0.00E+00	2.00E+02	2.00E+02	2.00E+02	2.00E+02	2.00E+02	2.00E+02
promethazine	60-87-7	Water	Freshwater	39	1.40E+02	0.00E+00	1.40E+02	1.40E+02	1.40E+02	1.40E+02	1.40E+02	1.40E+02
propoxyphene	469-62-5	Water	Freshwater	191	1.02E+02	7.24E+01	2.00E+01	2.00E+01	1.40E+02	1.40E+02	2.00E+02	2.00E+02
nonylphenoethoxylate (NPnEO)	118399-22-7	Water	Freshwater	201	5.00E-01	0.00E+00	5.00E-01	5.00E-01	5.00E-01	5.00E-01	5.00E-01	5.00E-01
PBDE 017	147217-75-2	Water	Freshwater	182	2.43E-04	3.37E-04	1.36E-07	2.43E-06	6.41E-05	3.00E-04	1.00E-03	1.00E-03
PBDE 028	41318-75-6	Water	Freshwater	182	2.44E-04	3.37E-04	1.10E-07	1.94E-06	1.44E-05	3.00E-04	1.00E-03	1.00E-03
PBDE 047	5436-43-1	Water	Freshwater	182	2.40E-04	3.38E-04	1.86E-08	4.60E-07	1.62E-06	3.00E-04	1.00E-03	1.00E-03
PBDE 066	189084-61-5	Water	Freshwater	182	2.42E-04	3.38E-04	2.73E-08	4.92E-07	1.24E-05	3.00E-04	1.00E-03	1.00E-03
PBDE 099	60348-60-9	Water	Freshwater	182	3.35E-04	3.91E-04	4.38E-07	3.63E-06	4.61E-05	5.00E-04	1.00E-03	1.14E-03
PBDE 100	189084-64-8	Water	Freshwater	182	3.28E-04	3.93E-04	3.20E-07	2.68E-06	2.63E-05	5.00E-04	1.00E-03	1.14E-03
PBDE 085	182346-21-0	Water	Freshwater	181	3.39E-04	3.89E-04	5.33E-07	5.55E-06	8.65E-05	5.00E-04	1.00E-03	1.14E-03
PBDE 138	182677-30-1	Water	Freshwater	181	3.32E-04	3.91E-04	3.19E-07	5.75E-06	1.00E-04	5.00E-04	1.00E-03	1.14E-03
PBDE 153	68631-49-2	Water	Freshwater	181	3.29E-04	3.93E-04	2.60E-07	3.73E-06	4.11E-05	5.00E-04	1.00E-03	1.14E-03
PBDE 154	207122-15-4	Water	Freshwater	180	3.32E-04	3.93E-04	1.89E-07	2.50E-06	5.88E-05	5.00E-04	1.00E-03	1.14E-03
Indaziflam	950782-86-2	Water	Freshwater	177	1.71E+00	8.19E-01	2.10E-03	2.10E+00	2.10E+00	2.10E+00	2.10E+00	2.10E+00

Compound	CASNumber	Media	Type	count	mean	std	min	25%	50%	75%	90%	max
Nodularin	14277-97-5	Water	Freshwater	177	2.57E-02	3.18E-02	1.00E-02	1.00E-02	1.00E-02	3.70E-02	3.70E-02	2.50E-01
PBDE 030	155999-95-4	Water	Freshwater	177	2.44E-04	3.42E-04	1.44E-07	2.28E-06	9.39E-06	3.00E-04	1.00E-03	1.00E-03
L-Domoic acid	78111-17-8	Water	Freshwater	176	1.83E-02	1.06E-02	1.00E-02	1.00E-02	1.00E-02	3.30E-02	3.30E-02	3.70E-02
Okadaic acid	243982-83-4	Water	Freshwater	176	2.65E-02	2.02E-02	1.00E-02	1.00E-02	1.00E-02	5.30E-02	5.30E-02	5.90E-02
PBDE 206	63387-28-0	Water	Freshwater	174	2.42E-03	3.43E-03	6.34E-07	2.03E-05	2.60E-04	2.50E-03	1.00E-02	1.00E-02
PBDE 209	1163-19-5	Water	Freshwater	174	1.11E-02	1.70E-02	1.34E-05	8.59E-05	8.10E-04	1.00E-02	5.00E-02	5.00E-02
PBDE 049	243982-82-3	Water	Freshwater	172	2.46E-04	3.47E-04	2.37E-08	4.64E-07	1.41E-06	3.00E-04	1.00E-03	1.00E-03
PBDE 207	437701-79-6	Water	Freshwater	171	2.46E-03	3.45E-03	6.28E-07	1.94E-05	1.15E-04	2.50E-03	1.00E-02	1.00E-02
PBDE 208	437701-78-5	Water	Freshwater	170	2.47E-03	3.46E-03	7.52E-07	2.37E-05	1.15E-04	2.50E-03	1.00E-02	1.00E-02
PBDE 183	207122-16-5	Water	Freshwater	166	7.13E-04	7.99E-04	4.72E-07	7.40E-06	1.10E-04	1.00E-03	2.00E-03	2.29E-03
PBDE 190	189084-68-2	Water	Freshwater	162	7.51E-04	7.85E-04	9.72E-07	2.57E-05	3.70E-04	1.00E-03	2.00E-03	2.29E-03
Tamoxifen	10540-29-1	Water	Freshwater	161	2.70E+02	0.00E+00	2.70E+02	2.70E+02	2.70E+02	2.70E+02	2.70E+02	2.70E+02
FORAMSULFURON	173159-57-4	Water	Freshwater	147	2.00E+01	0.00E+00	2.00E+01	2.00E+01	2.00E+01	2.00E+01	2.00E+01	2.00E+01
atorvastatin	134523-00-5	Water	Freshwater	132	1.00E+01	0.00E+00	1.00E+01	1.00E+01	1.00E+01	1.00E+01	1.00E+01	1.00E+01
Malaoxon	1634-78-2	Water	Freshwater	102	5.00E-03	3.49E-18	5.00E-03	5.00E-03	5.00E-03	5.00E-03	5.00E-03	5.00E-03
PBDE 203	337513-72-1	Water	Freshwater	125	1.06E-03	1.98E-03	2.13E-06	2.11E-05	5.16E-05	2.83E-04	5.00E-03	5.00E-03
PFNA	375-95-1	Water	Freshwater	77	1.00E+01	0.00E+00	1.00E+01	1.00E+01	1.00E+01	1.00E+01	1.00E+01	1.00E+01
PFOA	335-67-1	Water	Freshwater	77	1.00E+01	0.00E+00	1.00E+01	1.00E+01	1.00E+01	1.00E+01	1.00E+01	1.00E+01
PFOS	1763-23-1	Water	Freshwater	77	1.00E+01	0.00E+00	1.00E+01	1.00E+01	1.00E+01	1.00E+01	1.00E+01	1.00E+01
RPA 200766	205650-69-7	Water	Freshwater	107	3.55E-03	1.64E-03	1.57E-03	1.60E-03	5.00E-03	5.00E-03	5.00E-03	5.00E-03
PBDE 071	189084-62-6	Water	Freshwater	102	1.51E-05	4.22E-05	2.59E-08	3.86E-07	5.05E-07	1.16E-06	8.23E-05	1.70E-04
PBDE 128	182677-28-7	Water	Freshwater	93	4.95E-05	6.20E-05	9.04E-07	1.28E-05	2.19E-05	6.19E-05	1.40E-04	2.85E-04
PBDE 007	171977-44-9	Water	Freshwater	92	1.01E-06	7.99E-07	6.00E-08	4.72E-07	8.43E-07	1.26E-06	1.72E-06	5.39E-06
PBDE 035	147217-80-9	Water	Freshwater	92	8.01E-06	1.15E-05	8.59E-08	1.39E-06	2.80E-06	1.04E-05	2.18E-05	5.81E-05
PBDE 051	189084-57-9	Water	Freshwater	92	7.25E-07	1.22E-06	1.79E-08	3.80E-07	4.66E-07	5.75E-07	9.67E-07	9.17E-06
PBDE 105	373594-78-6	Water	Freshwater	92	1.34E-05	1.77E-05	7.14E-07	4.52E-06	7.03E-06	1.43E-05	3.02E-05	1.17E-04
PBDE 155	35854-94-5	Water	Freshwater	92	3.46E-06	4.00E-06	1.78E-07	7.11E-07	1.99E-06	4.53E-06	7.52E-06	2.31E-05
PBDE 008	147217-71-8	Water	Freshwater	91	8.32E-07	6.35E-07	4.84E-08	4.61E-07	6.14E-07	1.03E-06	1.44E-06	3.95E-06
PBDE 015	2050-47-7	Water	Freshwater	91	6.20E-07	4.33E-07	3.15E-08	4.12E-07	4.92E-07	6.83E-07	9.28E-07	2.83E-06
PBDE 032	189084-60-4	Water	Freshwater	91	2.54E-06	2.31E-06	1.15E-07	1.25E-06	1.94E-06	2.95E-06	4.80E-06	1.39E-05
PBDE 119	189084-66-0	Water	Freshwater	91	1.14E-05	1.63E-05	6.67E-07	3.42E-06	6.12E-06	1.18E-05	2.14E-05	1.04E-04
PBDE 181	189084-67-1	Water	Freshwater	91	2.32E-05	3.10E-05	6.85E-07	5.62E-06	1.22E-05	2.82E-05	5.61E-05	1.76E-04
PBDE 075	189084-63-7	Water	Freshwater	90	1.51E-06	5.04E-06	1.96E-08	3.85E-07	4.80E-07	7.58E-07	1.43E-06	4.48E-05
PBDE 140	243982-83-4	Water	Freshwater	90	5.07E-06	5.21E-06	2.22E-07	1.18E-06	3.58E-06	7.25E-06	1.16E-05	2.65E-05
PBDE 012	189084-59-1	Water	Freshwater	89	7.26E-07	5.32E-07	4.17E-08	4.60E-07	5.31E-07	8.49E-07	1.10E-06	3.40E-06
PBDE 126	366791-32-4	Water	Freshwater	88	7.02E-06	1.03E-05	3.37E-07	2.04E-06	3.65E-06	7.51E-06	1.54E-05	6.90E-05
PBDE 077	93703-48-1	Water	Freshwater	87	9.98E-07	1.75E-06	1.42E-08	4.50E-07	4.96E-07	8.10E-07	1.58E-06	1.39E-05
PBDE 010	51930-04-2	Water	Freshwater	86	1.07E-06	9.33E-07	7.12E-08	4.64E-07	7.58E-07	1.43E-06	1.85E-06	6.40E-06
PBDE 116	189084-65-9	Water	Freshwater	86	1.93E-05	2.57E-05	9.84E-07	5.92E-06	1.08E-05	1.99E-05	3.74E-05	1.63E-04
PBDE 037	147217-81-0	Water	Freshwater	85	2.16E-06	1.96E-06	7.76E-08	9.65E-07	1.57E-06	2.52E-06	4.14E-06	1.13E-05
PBDE 179	446255-25-0	Water	Freshwater	85	1.37E-03	5.87E-04	1.00E-04	1.00E-03	1.00E-03	2.00E-03	2.00E-03	2.29E-03

Compound	CASNumber	Media	Type	count	mean	std	min	25%	50%	75%	90%	max
PBDE 184	117948-63-7	Water	Freshwater	85	1.37E-03	5.87E-04	1.00E-04	1.00E-03	1.00E-03	2.00E-03	2.00E-03	2.29E-03
PBDE 188	116995-32-5	Water	Freshwater	85	1.37E-03	5.87E-04	1.00E-04	1.00E-03	1.00E-03	2.00E-03	2.00E-03	2.29E-03
PBDE 200	446255-46-5	Water	Freshwater	85	2.26E-03	1.83E-03	1.00E-04	1.00E-03	1.00E-03	5.00E-03	5.00E-03	5.00E-03
PBDE 201	446255-50-1	Water	Freshwater	85	2.26E-03	1.83E-03	1.00E-04	1.00E-03	1.00E-03	5.00E-03	5.00E-03	5.00E-03
PBDE 202	67797-09-5	Water	Freshwater	85	2.26E-03	1.83E-03	1.00E-04	1.00E-03	1.00E-03	5.00E-03	5.00E-03	5.00E-03
PBDE 079	446254-48-4	Water	Freshwater	84	3.92E-06	8.65E-06	1.60E-08	4.36E-07	5.12E-07	1.75E-06	1.04E-05	4.50E-05
estradiol, 17beta-	50-28-2	Water	Freshwater	72	4.47E+01	4.98E+01	8.00E-04	1.00E-01	8.00E-01	1.00E+02	1.00E+02	1.00E+02
4-nonylphenol	104-40-5	Water	Freshwater	67	2.07E+01	1.63E+02	3.70E-01	3.70E-01	3.70E-01	6.85E-01	2.00E+00	1.34E+03
Tris(2-chloroethyl) phosphate	115-96-8	Water	Freshwater	56	3.63E+01	3.82E+01	1.00E-01	1.75E-01	5.00E+01	5.00E+01	5.00E+01	2.00E+02
diphenylhydrazine, 1,2-	122-66-7	Water	Freshwater	52	8.03E-01	8.71E-01	2.50E-01	2.50E-01	3.00E-01	2.20E+00	2.20E+00	2.50E+00
galaxolide	1222-05-5	Water	Freshwater	55	3.17E+01	2.55E+01	4.00E-02	5.00E-01	5.00E+01	5.00E+01	5.00E+01	8.90E+01
4-tert-Octylphenol	140-66-9	Water	Freshwater	55	3.18E+01	2.53E+01	1.00E-01	1.00E+00	5.00E+01	5.00E+01	5.00E+01	8.90E+01
Acetophenone	98-86-2	Water	Freshwater	55	3.41E+01	4.02E+01	1.00E-01	4.00E-01	5.00E+01	5.00E+01	5.00E+01	2.67E+02
Chlortetracycline	57-62-5	Water	Freshwater	55	1.00E-02	5.25E-18	1.00E-02	1.00E-02	1.00E-02	1.00E-02	1.00E-02	1.00E-02
Doxycycline	564-25-0	Water	Freshwater	55	1.00E-02	5.25E-18	1.00E-02	1.00E-02	1.00E-02	1.00E-02	1.00E-02	1.00E-02
Isoborneol	124-76-5	Water	Freshwater	55	3.17E+01	2.55E+01	6.00E-02	1.80E-01	5.00E+01	5.00E+01	5.00E+01	8.90E+01
lincomycin	154-21-2	Water	Freshwater	55	2.87E-02	4.17E-02	5.00E-03	2.00E-02	2.00E-02	2.00E-02	2.00E-02	2.00E-01
Menthol	1490-04-6	Water	Freshwater	55	3.18E+01	2.54E+01	2.00E-01	4.00E-01	5.00E+01	5.00E+01	5.00E+01	8.90E+01
Methylindole, 3-	83-34-1	Water	Freshwater	55	3.17E+01	2.55E+01	3.60E-02	8.00E-02	5.00E+01	5.00E+01	5.00E+01	8.90E+01
Oxytetracycline	79-57-2	Water	Freshwater	55	1.00E-02	5.25E-18	1.00E-02	1.00E-02	1.00E-02	1.00E-02	1.00E-02	1.00E-02
roxithromycin	80214-83-1	Water	Freshwater	55	4.67E-02	1.18E-02	5.00E-03	5.00E-02	5.00E-02	5.00E-02	5.00E-02	5.00E-02
sulfachloropyridazine	80-32-0	Water	Freshwater	55	5.00E-03	2.63E-18	5.00E-03	5.00E-03	5.00E-03	5.00E-03	5.00E-03	5.00E-03
sulfathiazole	72-14-0	Water	Freshwater	55	9.64E-03	1.31E-03	5.00E-03	1.00E-02	1.00E-02	1.00E-02	1.00E-02	1.00E-02
Tetracycline	60-54-8	Water	Freshwater	55	1.00E-02	5.25E-18	1.00E-02	1.00E-02	1.00E-02	1.00E-02	1.00E-02	1.00E-02
tonalide	21145-77-7	Water	Freshwater	55	3.17E+01	2.55E+01	2.80E-02	5.00E-01	5.00E+01	5.00E+01	5.00E+01	8.90E+01
4-n-Octylphenol	1806-26-4	Water	Freshwater	54	3.23E+01	2.54E+01	2.00E-02	1.60E-01	5.00E+01	5.00E+01	5.00E+01	8.90E+01
Camphor	76-22-2	Water	Freshwater	54	3.13E+01	2.57E+01	4.40E-02	1.00E-01	5.00E+01	5.00E+01	5.00E+01	8.90E+01
Indole	120-72-9	Water	Freshwater	54	3.39E+01	3.13E+01	4.00E-02	1.40E-01	5.00E+01	5.00E+01	5.00E+01	1.78E+02
VINCLOZOLIN	50471-44-8	Water	Freshwater	54	5.00E+00	0.00E+00	5.00E+00	5.00E+00	5.00E+00	5.00E+00	5.00E+00	5.00E+00
bisphenol a	80-05-7	Water	Freshwater	50	6.38E+01	3.48E+01	4.00E-02	5.00E+01	5.00E+01	1.00E+02	1.00E+02	1.00E+02
estrone	53-16-7	Water	Freshwater	53	6.26E+01	4.86E+01	8.00E-04	8.00E-01	1.00E+02	1.00E+02	1.00E+02	1.00E+02
benzophenone	119-61-9	Water	Freshwater	53	3.19E+01	2.55E+01	8.00E-02	1.20E-01	5.00E+01	5.00E+01	5.00E+01	8.90E+01
Equilenin	517-09-9	Water	Freshwater	53	6.30E+01	4.80E+01	2.00E+00	2.00E+00	1.00E+02	1.00E+02	1.00E+02	1.00E+02
ethinylestradiol, 17alpha-	57-63-6	Water	Freshwater	53	6.26E+01	4.86E+01	8.00E-04	8.00E-01	1.00E+02	1.00E+02	1.00E+02	1.00E+02
Methyl salicylate	119-36-8	Water	Freshwater	53	3.03E+01	2.46E+01	4.40E-02	1.80E-01	5.00E+01	5.00E+01	5.00E+01	5.00E+01
NTN33893 - desnitro olefine	N/A	Water	Freshwater	53	8.10E-03	1.75E-18	8.10E-03	8.10E-03	8.10E-03	8.10E-03	8.10E-03	8.10E-03
NTN33893-olefine	115086-54-9; 27387-87-7	Water	Freshwater	53	4.43E-02	2.80E-17	4.43E-02	4.43E-02	4.43E-02	4.43E-02	4.43E-02	4.43E-02
triethyl citrate	77-93-0	Water	Freshwater	53	3.03E+01	2.46E+01	4.00E-02	4.00E-01	5.00E+01	5.00E+01	5.00E+01	5.00E+01
Flumioxazin	103361-09-7	Water	Freshwater	52	6.65E-01	9.39E-01	1.70E-02	1.70E-02	1.70E-02	2.00E+00	2.00E+00	2.00E+00
carbadox	7/5/6804	Water	Freshwater	51	2.00E-03	1.31E-18	2.00E-03	2.00E-03	2.00E-03	2.00E-03	2.00E-03	2.00E-03
sulfamerazine	127-79-7	Water	Freshwater	51	5.00E-03	1.75E-18	5.00E-03	5.00E-03	5.00E-03	5.00E-03	5.00E-03	5.00E-03

Compound	CASNumber	Media	Type	count	mean	std	min	25%	50%	75%	90%	max
Triphenyl phosphate	115-86-6	Water	Freshwater	50	3.09E+01	2.78E+01	8.00E-02	1.20E-01	5.00E+01	5.00E+01	5.00E+01	1.00E+02
PBDE 205	446255-56-7	Water	Freshwater	46	1.00E-04	1.32E-04	2.25E-06	2.92E-05	4.99E-05	1.11E-04	2.85E-04	6.11E-04
PBDE 197	117964-21-3	Water	Freshwater	44	3.77E-05	3.72E-05	1.69E-06	1.39E-05	2.22E-05	5.23E-05	9.63E-05	1.39E-04
Tris(1,3-dichloro-2-propyl) phosphate	13674-87-8	Water	Freshwater	40	3.08E+01	4.42E+01	1.20E-01	2.85E-01	5.00E-01	5.00E+01	5.00E+01	2.00E+02
Testosterone	58-22-0	Water	Freshwater	42	5.96E+00	4.29E+00	1.60E-03	1.60E+00	1.00E+01	1.00E+01	1.00E+01	1.00E+01
Progesterone	57-83-0	Water	Freshwater	41	8.88E+00	1.73E+00	8.00E-03	8.00E+00	1.00E+01	1.00E+01	1.00E+01	1.00E+01
DIQUAT DIBROMIDE	85-00-7; 2764-72-9	Water	Freshwater	37	3.81E-01	1.76E-01	1.00E-01	4.00E-01	4.00E-01	4.00E-01	4.00E-01	1.00E+00
Tris(2-butoxyethyl) phosphate	78-51-3	Water	Freshwater	36	3.69E+01	6.54E+01	4.00E-01	6.40E-01	8.00E-01	5.00E+01	5.00E+01	3.00E+02
Lyngbyatoxin-a	70497-14-2	Water	Freshwater	35	1.80E-01	5.63E-17	1.80E-01	1.80E-01	1.80E-01	1.80E-01	1.80E-01	1.80E-01
PBDE 003	101-55-3	Water	Freshwater	34	1.12E+00	8.77E-01	2.40E-01	3.60E-01	3.60E-01	2.10E+00	2.10E+00	2.10E+00
celestolide	13171-00-1	Water	Freshwater	33	5.00E+01	0.00E+00	5.00E+01	5.00E+01	5.00E+01	5.00E+01	5.00E+01	5.00E+01
musk ketone	81-14-1	Water	Freshwater	33	5.00E+01	0.00E+00	5.00E+01	5.00E+01	5.00E+01	5.00E+01	5.00E+01	5.00E+01
phantolide	15323-35-0	Water	Freshwater	33	5.00E+01	0.00E+00	5.00E+01	5.00E+01	5.00E+01	5.00E+01	5.00E+01	5.00E+01
6:2 FTS	27619-97-2	Water	Freshwater	25	2.00E-04	2.77E-20	2.00E-04	2.00E-04	2.00E-04	2.00E-04	2.00E-04	2.00E-04
8:2 FTS	39108-34-4	Water	Freshwater	29	2.00E-04	8.28E-20	2.00E-04	2.00E-04	2.00E-04	2.00E-04	2.00E-04	2.00E-04
N-EtFOSAA	909405-49-8	Water	Freshwater	21	2.00E-04	2.78E-20	2.00E-04	2.00E-04	2.00E-04	2.00E-04	2.00E-04	2.00E-04
N-MeFOSAA	2355-31-9	Water	Freshwater	23	2.00E-04	0.00E+00	2.00E-04	2.00E-04	2.00E-04	2.00E-04	2.00E-04	2.00E-04
PFBS	375-73-5	Water	Freshwater	14	5.00E-04	2.25E-19	5.00E-04	5.00E-04	5.00E-04	5.00E-04	5.00E-04	5.00E-04
PFDA	335-76-2	Water	Freshwater	1	2.00E-04	-	2.00E-04	2.00E-04	2.00E-04	2.00E-04	2.00E-04	2.00E-04
PFDoA	307-55-1	Water	Freshwater	10	2.00E-04	2.86E-20	2.00E-04	2.00E-04	2.00E-04	2.00E-04	2.00E-04	2.00E-04
PFDS	335-77-3	Water	Freshwater	22	2.00E-04	0.00E+00	2.00E-04	2.00E-04	2.00E-04	2.00E-04	2.00E-04	2.00E-04
PFHpA	375-85-9	Water	Freshwater	0	-	-	-	-	-	-	-	-
PFHxA	307-24-4	Water	Freshwater	0	-	-	-	-	-	-	-	-
PFHxS	355-46-4	Water	Freshwater	0	-	-	-	-	-	-	-	-
PFOSA	754-91-6	Water	Freshwater	4	2.00E-04	0.00E+00	2.00E-04	2.00E-04	2.00E-04	2.00E-04	2.00E-04	2.00E-04
PFPeA	2706-90-3	Water	Freshwater	2	3.00E-04	0.00E+00	3.00E-04	3.00E-04	3.00E-04	3.00E-04	3.00E-04	3.00E-04
PFUnA	2058-94-8	Water	Freshwater	19	3.00E-04	0.00E+00	3.00E-04	3.00E-04	3.00E-04	3.00E-04	3.00E-04	3.00E-04
Polyoxyethylene branched-C9-alkylphenol (mixture)	68412-54-4	Water	Freshwater	26	4.02E+00	1.73E+01	2.00E-01	3.20E-01	6.60E-01	1.00E+00	1.00E+00	8.90E+01
Isoxaben	82558-50-7	Water	Freshwater	25	1.25E-02	8.63E-03	1.40E-03	4.00E-03	2.00E-02	2.00E-02	2.00E-02	2.00E-02
PBDE 025	147217-77-4	Water	Freshwater	25	1.00E-03	6.64E-19	1.00E-03	1.00E-03	1.00E-03	1.00E-03	1.00E-03	1.00E-03
PBDE 033	147217-78-5	Water	Freshwater	25	1.00E-03	6.64E-19	1.00E-03	1.00E-03	1.00E-03	1.00E-03	1.00E-03	1.00E-03
Limonene, d-	5989-27-5	Water	Freshwater	22	4.28E+00	1.89E+01	4.00E-02	1.40E-01	1.60E-01	4.15E-01	5.00E-01	8.90E+01
2-[2-(4-nonylphenoxy)ethoxy]ethanol (mixture)	20427-84-3 (or 9016-45-9)	Water	Freshwater	21	8.84E+01	3.88E+02	1.60E+00	1.60E+00	5.00E+00	5.00E+00	5.00E+00	1.78E+03
Androstenedione	63-05-8	Water	Freshwater	20	7.20E-01	2.46E-01	8.00E-04	8.00E-01	8.00E-01	8.00E-01	8.00E-01	8.00E-01
Androsterone	53-41-8	Water	Freshwater	20	8.00E-01	1.14E-16	8.00E-01	8.00E-01	8.00E-01	8.00E-01	8.00E-01	8.00E-01
diethylstilbestrol	56-53-1	Water	Freshwater	20	7.63E-01	1.80E-01	8.00E-04	8.00E-01	8.00E-01	8.00E-01	8.00E-01	8.60E-01
Equilin	474-86-2	Water	Freshwater	20	8.00E+00	0.00E+00	8.00E+00	8.00E+00	8.00E+00	8.00E+00	8.00E+00	8.00E+00
estradiol, 17alpha-	57-91-0	Water	Freshwater	20	7.60E-01	1.79E-01	8.00E-04	8.00E-01	8.00E-01	8.00E-01	8.00E-01	8.00E-01
Estriol	50-27-1	Water	Freshwater	20	1.90E+00	4.47E-01	2.00E-03	2.00E+00	2.00E+00	2.00E+00	2.00E+00	2.00E+00
Mestranol	72-33-3	Water	Freshwater	20	7.60E-01	1.79E-01	8.00E-04	8.00E-01	8.00E-01	8.00E-01	8.00E-01	8.00E-01

Compound	CASNumber	Media	Type	count	mean	std	min	25%	50%	75%	90%	max
sitosterol, beta-	83-46-5	Water	Freshwater	18	6.01E+01	2.40E+02	1.60E+00	2.00E+00	4.00E+00	4.80E+00	4.80E+00	1.02E+03
Theobromine	83-67-0	Water	Freshwater	16	1.00E+01	0.00E+00	1.00E+01	1.00E+01	1.00E+01	1.00E+01	1.00E+01	1.00E+01
temephos	3383-96-8	Water	Freshwater	12	1.32E-01	1.37E-01	1.00E-03	1.00E-03	1.31E-01	2.62E-01	2.67E-01	2.67E-01
2-(4-nonylphenoxy)ethanol	104-35-8	Water	Freshwater	8	1.13E+02	3.14E+02	1.60E+00	1.60E+00	1.60E+00	1.60E+00	2.68E+02	8.90E+02
fexofenadine	83799-24-0	Water	Freshwater	0	-	-	-	-	-	-	-	-
azithromycin	83905-01-5	Water	Freshwater	4	5.00E-03	0.00E+00	5.00E-03	5.00E-03	5.00E-03	5.00E-03	5.00E-03	5.00E-03
Carfentrazone-ethyl	128639-02-1	Water	Freshwater	1	1.00E-01	-	1.00E-01	1.00E-01	1.00E-01	1.00E-01	1.00E-01	1.00E-01
ciprofloxacin	85721-33-1	Water	Freshwater	4	5.00E-03	0.00E+00	5.00E-03	5.00E-03	5.00E-03	5.00E-03	5.00E-03	5.00E-03
Amoxicillin	26787-78-0	Water	Freshwater	1	3.00E+01	-	3.00E+01	3.00E+01	3.00E+01	3.00E+01	3.00E+01	3.00E+01
enrofloxacin	93106-60-6	Water	Freshwater	4	5.00E-03	0.00E+00	5.00E-03	5.00E-03	5.00E-03	5.00E-03	5.00E-03	5.00E-03
Epichlortetracycline, 4-	14297-93-9	Water	Freshwater	4	1.00E-02	0.00E+00	1.00E-02	1.00E-02	1.00E-02	1.00E-02	1.00E-02	1.00E-02
Epitetracycline, 4-	79-85-6	Water	Freshwater	4	1.00E-02	0.00E+00	1.00E-02	1.00E-02	1.00E-02	1.00E-02	1.00E-02	1.00E-02
lomefloxacin	98079-51-7	Water	Freshwater	4	5.00E-03	0.00E+00	5.00E-03	5.00E-03	5.00E-03	5.00E-03	5.00E-03	5.00E-03
norfloxacin	70458-96-7	Water	Freshwater	4	5.00E-03	0.00E+00	5.00E-03	5.00E-03	5.00E-03	5.00E-03	5.00E-03	5.00E-03
ofloxacin	82419-36-1	Water	Freshwater	4	5.00E-03	0.00E+00	5.00E-03	5.00E-03	5.00E-03	5.00E-03	5.00E-03	5.00E-03
ormetoprim	6981-18-6	Water	Freshwater	4	5.00E-03	0.00E+00	5.00E-03	5.00E-03	5.00E-03	5.00E-03	5.00E-03	5.00E-03
sarafloxacin	98105-99-8	Water	Freshwater	4	5.00E-03	0.00E+00	5.00E-03	5.00E-03	5.00E-03	5.00E-03	5.00E-03	5.00E-03
sulfadiazine	68-35-9	Water	Freshwater	4	5.00E-03	0.00E+00	5.00E-03	5.00E-03	5.00E-03	5.00E-03	5.00E-03	5.00E-03
terpineol, alpha-	98-55-5	Water	Freshwater	4	6.00E+00	0.00E+00	6.00E+00	6.00E+00	6.00E+00	6.00E+00	6.00E+00	6.00E+00
virginiamycin	11006-76-1	Water	Freshwater	4	5.00E-03	0.00E+00	5.00E-03	5.00E-03	5.00E-03	5.00E-03	5.00E-03	5.00E-03
tris(2-chloroisopropyl) phosphate	13674-84-5	Water	Freshwater	0	-	-	-	-	-	-	-	-
MANCOZEB	8018-01-7	Water	Freshwater	2	3.00E+01	0.00E+00	3.00E+01	3.00E+01	3.00E+01	3.00E+01	3.00E+01	3.00E+01
benztropine	86-13-5	Water	Freshwater	0	-	-	-	-	-	-	-	-
Iopromide	73334-07-3	Water	Freshwater	0	-	-	-	-	-	-	-	-
Salicylic acid	69-72-7	Water	Freshwater	0	-	-	-	-	-	-	-	-
prednisolone	50-24-8	Water	Freshwater	0	-	-	-	-	-	-	-	-
diazinon	333-41-5	Water	Estuarine	332	1.98E-01	3.58E-01	3.85E-07	1.23E-04	9.00E-04	1.60E-01	9.00E-01	9.00E-01
Bifenthrin	82657-04-3	Water	Estuarine	142	3.56E+00	1.97E+00	5.00E-05	1.70E+00	4.70E+00	4.70E+00	4.70E+00	4.70E+00
Chlorpyrifos	2921-88-2	Water	Estuarine	331	5.22E-01	9.00E-01	1.54E-06	2.60E-05	2.10E-03	1.60E-01	2.10E+00	2.10E+00
galaxolide	1222-05-5	Water	Estuarine	24	4.25E-02	4.95E-02	2.00E-02	2.00E-02	2.00E-02	4.00E-02	4.00E-02	2.00E-01
permethrin	52645-53-1	Water	Estuarine	133	2.76E+00	1.29E+00	6.00E-04	3.40E+00	3.40E+00	3.40E+00	3.40E+00	3.40E+00
1,2-bis(2,4,6-tribromophenoxy)ethane	37853-59-1	Water	Estuarine	37	4.00E-04	2.75E-19	4.00E-04	4.00E-04	4.00E-04	4.00E-04	4.00E-04	4.00E-04
2-(4-nonylphenoxy)ethanol	104-35-8	Water	Estuarine	29	9.67E-01	5.78E-01	2.73E-03	8.00E-01	8.00E-01	1.60E+00	1.60E+00	1.60E+00
2,4,6-tribromophenyl allyl ether	3278-89-5	Water	Estuarine	37	2.00E-04	1.37E-19	2.00E-04	2.00E-04	2.00E-04	2.00E-04	2.00E-04	2.00E-04
2,4-dichlorophenoxyacetic acid	94-75-7	Water	Estuarine	146	4.50E-01	1.17E-15	4.50E-01	4.50E-01	4.50E-01	4.50E-01	4.50E-01	4.50E-01
2-[2-(4-nonylphenoxy)ethoxy]ethanol (mixture)	20427-84-3 (or 9016-45-9)	Water	Estuarine	29	1.08E+00	8.05E-01	5.10E-03	8.00E-01	8.00E-01	1.60E+00	1.60E+00	3.20E+00
2-ethyl-1-hexyl-2,3,4,5-tetrabromobenzoate	183658-27-7	Water	Estuarine	37	2.00E-04	1.37E-19	2.00E-04	2.00E-04	2.00E-04	2.00E-04	2.00E-04	2.00E-04
2-Ethylhexyl diphenyl phosphate	1241-94-7	Water	Estuarine	49	4.00E-04	5.48E-20	4.00E-04	4.00E-04	4.00E-04	4.00E-04	4.00E-04	4.00E-04
3,4-Dichloroaniline	95-76-1	Water	Estuarine	199	3.69E+00	4.06E+00	1.90E-03	1.90E-03	5.20E-03	8.30E+00	8.30E+00	8.30E+00
3,5-Dichloroaniline	626-43-7	Water	Estuarine	133	6.89E+00	2.65E+00	7.60E-03	7.60E+00	8.00E+00	8.00E+00	8.00E+00	8.00E+00
4-n-Octylphenol	1806-26-4	Water	Estuarine	11	5.27E-02	7.28E-02	2.00E-02	2.00E-02	2.00E-02	2.00E-02	2.00E-01	2.00E-01

Compound	CASNumber	Media	Type	count	mean	std	min	25%	50%	75%	90%	max
4-nonylphenol	104-40-5	Water	Estuarine	162	4.42E-01	3.20E-01	2.12E-03	3.70E-01	3.70E-01	3.70E-01	3.70E-01	1.60E+00
4-tert-Octylphenol	140-66-9	Water	Estuarine	24	2.92E-01	1.02E-01	2.00E-01	2.00E-01	2.00E-01	4.00E-01	4.00E-01	4.00E-01
acetaminophen	103-90-2	Water	Estuarine	19	3.77E-02	1.22E-02	2.94E-02	3.01E-02	3.08E-02	4.47E-02	5.80E-02	5.93E-02
Acetamiprid	135410-20-7	Water	Estuarine	69	9.07E-01	1.53E+00	1.10E-03	1.23E-03	3.30E-03	3.30E+00	3.60E+00	3.60E+00
Acetophenone	98-86-2	Water	Estuarine	27	3.04E-01	1.02E-01	2.00E-01	2.00E-01	4.00E-01	4.00E-01	4.00E-01	4.00E-01
Acibenzolar-S-Methyl	135158-54-2	Water	Estuarine	23	1.31E+00	1.52E+00	3.00E-03	3.00E-03	3.00E-03	3.00E+00	3.00E+00	3.00E+00
albuterol	18559-94-9	Water	Estuarine	19	1.12E-03	1.21E-03	5.84E-04	6.05E-04	7.43E-04	8.90E-04	1.74E-03	5.85E-03
ALLETHRIN	584-79-2	Water	Estuarine	138	1.27E+01	7.50E+00	5.00E-05	6.00E+00	1.80E+01	1.80E+01	1.80E+01	1.80E+01
alprazolam	28981-97-7	Water	Estuarine	19	6.50E-04	5.57E-04	2.76E-04	2.96E-04	3.95E-04	6.49E-04	1.82E-03	1.91E-03
amitriptyline	50-48-6	Water	Estuarine	19	6.90E-04	5.55E-04	2.76E-04	3.07E-04	4.33E-04	7.05E-04	1.82E-03	1.91E-03
amlodipine	88150-42-9	Water	Estuarine	19	3.23E-03	2.78E-03	1.38E-03	1.48E-03	1.98E-03	3.11E-03	9.08E-03	9.56E-03
amphetamine	300-62-9	Water	Estuarine	19	4.21E-02	8.13E-02	2.92E-03	4.16E-03	1.26E-02	2.51E-02	9.69E-02	2.73E-01
Anatoxin a	64285-06-9, 85514-42-7	Water	Estuarine	75	1.38E-01	8.37E-02	5.00E-02	5.00E-02	1.11E-01	2.50E-01	2.50E-01	2.50E-01
atenolol	29122-68-7	Water	Estuarine	19	1.66E-03	6.61E-04	1.17E-03	1.20E-03	1.49E-03	1.73E-03	2.94E-03	3.30E-03
atorvastatin	134523-00-5	Water	Estuarine	19	6.66E-03	6.42E-03	2.92E-03	3.00E-03	3.05E-03	8.86E-03	1.48E-02	2.49E-02
Atrazine	1912-24-9	Water	Estuarine	317	9.05E-01	1.09E+00	1.80E-03	2.30E-03	1.00E-01	2.30E+00	2.30E+00	2.30E+00
azithromycin	83905-01-5	Water	Estuarine	16	4.18E-03	4.77E-03	1.40E-03	3.01E-03	3.11E-03	3.40E-03	3.75E-03	2.19E-02
Azoxystrobin	131860-33-8	Water	Estuarine	205	1.94E+00	3.60E+00	1.00E-03	5.00E-03	9.30E-03	3.10E+00	9.30E+00	9.30E+00
benfluralin	1861-40-1	Water	Estuarine	23	8.71E-01	1.01E+00	2.00E-03	2.00E-03	2.00E-03	2.00E+00	2.00E+00	2.00E+00
BENSULIDE	741-58-2	Water	Estuarine	7	1.65E-02	3.10E-03	1.40E-02	1.40E-02	1.40E-02	1.98E-02	1.98E-02	1.98E-02
benzophenone	119-61-9	Water	Estuarine	24	6.83E-02	4.49E-02	4.00E-02	4.00E-02	4.00E-02	8.00E-02	8.00E-02	2.00E-01
benzoylecgonine	519-09-5	Water	Estuarine	16	1.09E-03	1.40E-03	2.76E-04	2.96E-04	6.54E-04	9.02E-04	2.12E-03	5.88E-03
benztropine	86-13-5	Water	Estuarine	19	1.02E-03	9.65E-04	2.76E-04	3.95E-04	6.59E-04	1.04E-03	3.02E-03	3.19E-03
betamethasone	378-44-9	Water	Estuarine	19	3.82E-03	2.86E-03	1.40E-03	1.73E-03	3.01E-03	4.71E-03	9.08E-03	1.08E-02
Bis(2-ethylhexyl)tetrabromophthalate	26040-51-7	Water	Estuarine	37	2.00E-04	1.37E-19	2.00E-04	2.00E-04	2.00E-04	2.00E-04	2.00E-04	2.00E-04
bisphenol a	80-05-7	Water	Estuarine	66	4.20E-01	7.02E-01	7.00E-04	7.00E-04	2.00E-02	9.89E-01	1.06E+00	2.47E+00
Bisphenol A bis(diphenyl phosphate)	5945-33-5	Water	Estuarine	46	5.00E-04	3.29E-19	5.00E-04	5.00E-04	5.00E-04	5.00E-04	5.00E-04	5.00E-04
bisphenol af	1478-61-1	Water	Estuarine	23	8.00E-04	0.00E+00	8.00E-04	8.00E-04	8.00E-04	8.00E-04	8.00E-04	8.00E-04
bisphenol ap	1571-75-1	Water	Estuarine	23	7.00E-04	3.33E-19	7.00E-04	7.00E-04	7.00E-04	7.00E-04	7.00E-04	7.00E-04
bisphenol b	77-40-7	Water	Estuarine	23	8.00E-04	0.00E+00	8.00E-04	8.00E-04	8.00E-04	8.00E-04	8.00E-04	8.00E-04
bisphenol bp	1844-01-5	Water	Estuarine	23	8.00E-04	0.00E+00	8.00E-04	8.00E-04	8.00E-04	8.00E-04	8.00E-04	8.00E-04
bisphenol c	79-97-0	Water	Estuarine	23	7.00E-04	3.33E-19	7.00E-04	7.00E-04	7.00E-04	7.00E-04	7.00E-04	7.00E-04
bisphenol e	8/5/2081	Water	Estuarine	23	8.00E-04	0.00E+00	8.00E-04	8.00E-04	8.00E-04	8.00E-04	8.00E-04	8.00E-04
bisphenol f	620-92-8	Water	Estuarine	23	8.00E-04	0.00E+00	8.00E-04	8.00E-04	8.00E-04	8.00E-04	8.00E-04	8.00E-04
bisphenol g	127-54-8	Water	Estuarine	23	1.00E-03	6.65E-19	1.00E-03	1.00E-03	1.00E-03	1.00E-03	1.00E-03	1.00E-03
bisphenol m	13595-25-0	Water	Estuarine	23	9.00E-04	1.11E-19	9.00E-04	9.00E-04	9.00E-04	9.00E-04	9.00E-04	9.00E-04
bisphenol p	2167-51-3	Water	Estuarine	23	1.00E-03	6.65E-19	1.00E-03	1.00E-03	1.00E-03	1.00E-03	1.00E-03	1.00E-03
bisphenol ph	24038-68-4	Water	Estuarine	23	7.00E-04	3.33E-19	7.00E-04	7.00E-04	7.00E-04	7.00E-04	7.00E-04	7.00E-04
bisphenol s	80-09-1	Water	Estuarine	23	1.00E-03	6.65E-19	1.00E-03	1.00E-03	1.00E-03	1.00E-03	1.00E-03	1.00E-03
bisphenol tmc	129188-99-4	Water	Estuarine	23	1.10E-03	0.00E+00	1.10E-03	1.10E-03	1.10E-03	1.10E-03	1.10E-03	1.10E-03
bisphenol z	843-55-0	Water	Estuarine	23	1.40E-03	6.65E-19	1.40E-03	1.40E-03	1.40E-03	1.40E-03	1.40E-03	1.40E-03

Compound	CASNumber	Media	Type	count	mean	std	min	25%	50%	75%	90%	max
Boscalid	188425-85-6	Water	Estuarine	136	6.43E-01	1.46E+00	2.00E-03	5.00E-03	5.00E-03	5.00E-03	2.80E+00	5.00E+00
BROMACIL	314-40-9	Water	Estuarine	24	1.70E-01	1.98E-01	8.00E-02	8.00E-02	8.00E-02	1.60E-01	1.60E-01	8.00E-01
Butyl benzyl phthalate	85-68-7	Water	Estuarine	20	9.75E+00	6.13E+00	7.00E-01	8.15E+00	9.20E+00	1.00E+01	2.00E+01	2.00E+01
caffeine	58-08-2	Water	Estuarine	43	4.98E-02	3.96E-02	1.38E-02	3.01E-02	4.00E-02	6.00E-02	8.00E-02	2.00E-01
Camphor	76-22-2	Water	Estuarine	24	6.83E-02	4.49E-02	4.00E-02	4.00E-02	4.00E-02	8.00E-02	8.00E-02	2.00E-01
carbadox	7/5/6804	Water	Estuarine	16	2.55E-03	7.85E-04	1.38E-03	1.48E-03	2.98E-03	3.06E-03	3.12E-03	3.42E-03
carbamazepine	298-46-4	Water	Estuarine	19	2.64E-03	7.46E-04	1.38E-03	2.21E-03	3.01E-03	3.08E-03	3.17E-03	3.42E-03
CARBARYL	63-25-2	Water	Estuarine	178	4.17E+00	3.12E+00	2.70E-03	3.00E-02	6.50E+00	6.50E+00	6.50E+00	6.50E+00
Carbendazim	10605-21-7	Water	Estuarine	21	4.20E-03	8.89E-19	4.20E-03	4.20E-03	4.20E-03	4.20E-03	4.20E-03	4.20E-03
cefotaxime	63527-52-6	Water	Estuarine	5	1.10E-02	7.40E-03	5.51E-03	5.78E-03	5.93E-03	1.70E-02	1.94E-02	2.10E-02
Chlorantraniliprole	500008-45-7	Water	Estuarine	21	1.53E+00	1.99E+00	4.00E-03	4.00E-03	4.00E-03	4.00E+00	4.00E+00	4.00E+00
CHLOROTHALONIL	1897-45-6	Water	Estuarine	133	8.48E+00	4.85E+00	4.10E-03	4.10E+00	1.21E+01	1.21E+01	1.21E+01	1.21E+01
Chlorpyrifos-methyl	5598-13-0	Water	Estuarine	10	1.15E-02	8.96E-03	3.00E-03	3.00E-03	1.15E-02	2.00E-02	2.00E-02	2.00E-02
cimetidine	51481-61-9	Water	Estuarine	19	1.53E-03	4.49E-04	1.17E-03	1.21E-03	1.32E-03	1.73E-03	1.90E-03	3.00E-03
ciprofloxacin	85721-33-1	Water	Estuarine	19	1.61E-02	1.09E-02	5.51E-03	9.12E-03	1.44E-02	1.77E-02	2.63E-02	5.00E-02
clarithromycin	81103-11-9	Water	Estuarine	18	2.62E-03	7.62E-04	1.38E-03	1.84E-03	3.01E-03	3.08E-03	3.17E-03	3.42E-03
clinafloxacin	105956-97-6	Water	Estuarine	19	3.10E-02	1.10E-02	9.20E-03	2.31E-02	3.20E-02	3.84E-02	4.19E-02	4.87E-02
clonidine	4205-90-7	Water	Estuarine	19	6.67E-03	6.41E-03	2.92E-03	3.00E-03	3.14E-03	8.86E-03	1.48E-02	2.49E-02
clothianidin	210880-92-5	Water	Estuarine	147	1.06E+00	2.23E+00	1.60E-03	1.60E-03	2.39E-03	3.90E-03	6.20E+00	6.20E+00
cloxacillin	61-72-3	Water	Estuarine	5	1.27E-03	2.50E-04	1.10E-03	1.16E-03	1.18E-03	1.19E-03	1.50E-03	1.71E-03
cocaine	50-36-2	Water	Estuarine	17	4.57E-04	3.07E-04	1.38E-04	1.48E-04	3.62E-04	5.75E-04	9.41E-04	1.07E-03
codeine	76-57-3	Water	Estuarine	19	7.26E-03	2.18E-03	5.84E-03	6.00E-03	6.10E-03	8.12E-03	8.89E-03	1.50E-02
cotinine	486-56-6	Water	Estuarine	43	6.77E-02	1.66E-01	2.92E-03	3.27E-03	4.00E-02	6.00E-02	8.00E-02	8.00E-01
Cyazofamid	120116-88-3	Water	Estuarine	21	1.56E+00	2.04E+00	4.10E-03	4.10E-03	4.10E-03	4.10E+00	4.10E+00	4.10E+00
CYFLUTHRIN	68359-37-5	Water	Estuarine	142	4.10E+00	2.06E+00	5.00E-05	5.20E+00	5.20E+00	5.20E+00	5.20E+00	5.20E+00
Dechlorane 604 (total)	71245-27-7	Water	Estuarine	37	2.00E-04	1.37E-19	2.00E-04	2.00E-04	2.00E-04	2.00E-04	2.00E-04	2.00E-04
dehydronifedipine	67035-22-7	Water	Estuarine	19	1.36E-03	1.33E-03	5.51E-04	9.67E-04	1.20E-03	1.23E-03	1.29E-03	6.74E-03
deltamethrin	52918-63-5	Water	Estuarine	133	2.94E+00	1.24E+00	6.00E-04	3.50E+00	3.50E+00	3.50E+00	3.50E+00	3.50E+00
desmethylidiltiazem	86408-45-9	Water	Estuarine	19	3.60E-04	3.05E-04	1.38E-04	1.48E-04	2.16E-04	3.29E-04	9.08E-04	9.56E-04
Desulfinylfipronil Amide	1115248-09-3	Water	Estuarine	16	2.75E-03	9.67E-04	8.00E-04	3.20E-03	3.20E-03	3.20E-03	3.20E-03	3.20E-03
Di-2-ethylhexyl phthalate	117-81-7	Water	Estuarine	44	8.17E+00	1.39E+01	6.00E-01	1.00E+00	2.00E+00	9.20E+00	1.00E+01	5.00E+01
diazepam	439-14-5	Water	Estuarine	19	6.87E-04	5.35E-04	2.76E-04	4.11E-04	5.04E-04	6.23E-04	1.82E-03	1.91E-03
Diazoxon	962-58-3	Water	Estuarine	23	2.18E+00	2.53E+00	5.00E-03	5.00E-03	5.00E-03	5.00E+00	5.00E+00	5.00E+00
Dibromo-4-(1,2-dibromoethyl)cyclohexane, alpha-1,2-	N/A	Water	Estuarine	37	5.00E-04	3.30E-19	5.00E-04	5.00E-04	5.00E-04	5.00E-04	5.00E-04	5.00E-04
Dibromo-4-(1,2-dibromoethyl)cyclohexane, beta-1,2-	N/A	Water	Estuarine	37	5.00E-04	3.30E-19	5.00E-04	5.00E-04	5.00E-04	5.00E-04	5.00E-04	5.00E-04
Dibromo-4-(1,2-dibromoethyl)cyclohexane, gamma-1,2-	N/A	Water	Estuarine	37	6.00E-04	0.00E+00	6.00E-04	6.00E-04	6.00E-04	6.00E-04	6.00E-04	6.00E-04
Dibutyl phthalate	84-74-2	Water	Estuarine	20	1.57E+01	1.79E+01	6.00E-01	8.15E+00	9.20E+00	1.00E+01	5.00E+01	5.00E+01
dicamba	1918-00-9; 2300-66-5; 25059-78-3	Water	Estuarine	146	1.20E-01	2.23E-16	1.20E-01	1.20E-01	1.20E-01	1.20E-01	1.20E-01	1.20E-01
Dichlorvos	62-73-7	Water	Estuarine	98	5.42E-01	1.54E+00	3.00E-03	3.00E-03	9.80E-03	4.00E-02	1.67E+00	5.10E+00
Diethyl phthalate	84-66-2	Water	Estuarine	43	3.75E+00	4.40E+00	2.00E-01	2.00E-01	4.00E-01	9.20E+00	1.00E+01	1.00E+01

Compound	CASNumber	Media	Type	count	mean	std	min	25%	50%	75%	90%	max
Difenoconazole	119446-68-3	Water	Estuarine	43	7.33E+00	4.87E+00	1.05E-02	1.05E-02	1.05E+01	1.05E+01	1.05E+01	1.05E+01
digoxigenin	1672-46-4	Water	Estuarine	19	1.35E-01	9.78E-02	1.38E-02	5.43E-02	1.05E-01	1.97E-01	2.53E-01	3.32E-01
digoxin	20830-75-5	Water	Estuarine	19	1.28E-02	1.06E-03	1.18E-02	1.20E-02	1.23E-02	1.38E-02	1.45E-02	1.48E-02
diltiazem	42399-41-7	Water	Estuarine	19	5.62E-04	1.72E-04	2.76E-04	4.55E-04	6.16E-04	6.80E-04	7.22E-04	7.82E-04
Dimethyl phthalate	131-11-3	Water	Estuarine	20	7.78E+00	3.29E+00	9.00E-01	8.15E+00	9.20E+00	1.00E+01	1.00E+01	1.00E+01
dimethylxanthine, 1,7-	611-59-6	Water	Estuarine	5	1.44E-01	4.39E-03	1.38E-01	1.40E-01	1.45E-01	1.47E-01	1.48E-01	1.48E-01
Di-n-octyl phthalate	117-84-0	Water	Estuarine	20	9.71E+00	6.18E+00	5.00E-01	8.15E+00	9.20E+00	1.00E+01	2.00E+01	2.00E+01
DINOTEFURAN	165252-70-0	Water	Estuarine	51	3.89E-03	1.34E-03	2.22E-03	2.52E-03	4.39E-03	4.50E-03	6.00E-03	6.23E-03
diphenhydramine	58-73-1	Water	Estuarine	19	1.07E-03	2.80E-04	5.51E-04	9.94E-04	1.20E-03	1.23E-03	1.26E-03	1.37E-03
diphenylhydrazine, 1,2-	122-66-7	Water	Estuarine	5	4.42E+00	5.09E+00	7.00E-01	7.00E-01	7.00E-01	1.00E+01	1.00E+01	1.00E+01
disulfoton	298-04-4	Water	Estuarine	49	5.32E-03	5.41E-03	1.00E-03	1.00E-03	1.00E-03	9.30E-03	1.00E-02	2.20E-02
Diuron	330-54-1	Water	Estuarine	201	2.01E-02	2.25E-01	1.40E-03	1.40E-03	3.20E-03	6.20E-03	6.20E-03	3.20E+00
enalapril	75847-73-3	Water	Estuarine	19	7.32E-04	2.16E-04	5.84E-04	6.00E-04	6.28E-04	8.12E-04	8.89E-04	1.50E-03
enrofloxacin	93106-60-6	Water	Estuarine	19	5.82E-03	1.34E-03	2.96E-03	5.93E-03	6.14E-03	6.43E-03	6.79E-03	7.77E-03
erythromycin	114-07-8	Water	Estuarine	19	3.54E-03	2.01E-03	2.76E-04	2.40E-03	4.62E-03	4.72E-03	4.86E-03	5.24E-03
fipronil	120068-37-3	Water	Estuarine	146	2.24E+00	1.22E+00	5.00E-04	2.90E+00	2.90E+00	2.90E+00	2.90E+00	2.90E+00
Fipronil-desulfinyl	205650-65-3	Water	Estuarine	146	1.27E+00	6.48E-01	5.00E-04	1.60E+00	1.60E+00	1.60E+00	1.60E+00	1.60E+00
Fipronil-sulfide	120067-83-6	Water	Estuarine	146	1.46E+00	7.11E-01	5.00E-04	1.80E+00	1.80E+00	1.80E+00	1.80E+00	1.80E+00
Fipronil-sulfone	120068-36-2	Water	Estuarine	146	2.83E+00	1.38E+00	5.00E-04	3.50E+00	3.50E+00	3.50E+00	3.50E+00	3.50E+00
Flonicamid	158062-67-0	Water	Estuarine	21	1.30E+00	1.69E+00	3.40E-03	3.40E-03	3.40E-03	3.40E+00	3.40E+00	3.40E+00
Fluazinam	79622-59-6	Water	Estuarine	43	3.07E+00	2.04E+00	4.40E-03	4.40E-03	4.40E+00	4.40E+00	4.40E+00	4.40E+00
Fludioxonil	131341-86-1	Water	Estuarine	43	5.10E+00	3.39E+00	7.30E-03	7.30E-03	7.30E+00	7.30E+00	7.30E+00	7.30E+00
flumequine	42835-25-6	Water	Estuarine	19	2.72E-03	6.40E-04	1.47E-03	2.68E-03	3.01E-03	3.08E-03	3.17E-03	3.42E-03
fluocinonide	356-12-7	Water	Estuarine	19	1.32E-02	1.10E-02	5.51E-03	5.92E-03	8.66E-03	1.25E-02	3.64E-02	3.82E-02
fluoxetine	54910-89-3	Water	Estuarine	19	4.28E-03	6.71E-03	1.38E-03	2.25E-03	3.01E-03	3.12E-03	3.83E-03	3.17E-02
fluticasone propionate	80474-14-2	Water	Estuarine	19	5.10E-03	3.54E-03	1.84E-03	2.52E-03	4.21E-03	4.98E-03	1.21E-02	1.27E-02
FLUTOLANIL	66332-96-5	Water	Estuarine	26	1.69E+00	2.18E+00	4.00E-04	4.40E-03	4.40E-03	4.40E+00	4.40E+00	4.40E+00
FLUVALINATE	69409-94-5	Water	Estuarine	125	4.72E+00	1.58E+00	5.00E-05	5.30E+00	5.30E+00	5.30E+00	5.30E+00	5.30E+00
Fluxapyroxad	907204-31-3	Water	Estuarine	23	2.09E+00	2.43E+00	4.80E-03	4.80E-03	4.80E-03	4.80E+00	4.80E+00	4.80E+00
furosemide	54-31-9	Water	Estuarine	19	8.29E-02	3.01E-02	3.68E-02	7.90E-02	8.03E-02	8.43E-02	1.04E-01	1.70E-01
gamma-cyhalothrin	76703-62-3	Water	Estuarine	5	5.00E-04	0.00E+00	5.00E-04	5.00E-04	5.00E-04	5.00E-04	5.00E-04	5.00E-04
gemfibrozil	25812-30-0	Water	Estuarine	19	2.64E-03	7.47E-04	1.38E-03	2.21E-03	3.01E-03	3.08E-03	3.17E-03	3.42E-03
glipizide	29094-61-9	Water	Estuarine	19	1.05E-02	2.98E-03	5.52E-03	8.87E-03	1.20E-02	1.23E-02	1.26E-02	1.37E-02
glyburide	10238-21-8	Water	Estuarine	19	5.28E-03	1.49E-03	2.76E-03	4.43E-03	6.02E-03	6.15E-03	6.33E-03	6.84E-03
glyphosate	1071-83-6	Water	Estuarine	162	1.72E+00	2.52E-01	1.30E+00	1.70E+00	1.70E+00	1.70E+00	1.70E+00	3.20E+00
Hexabromobenzene	87-82-1	Water	Estuarine	37	2.00E-04	1.37E-19	2.00E-04	2.00E-04	2.00E-04	2.00E-04	2.00E-04	2.00E-04
Hexabromocyclododecane, alpha-	134237-50-6/678970-15-5	Water	Estuarine	37	2.00E-04	1.37E-19	2.00E-04	2.00E-04	2.00E-04	2.00E-04	2.00E-04	2.00E-04
Hexabromocyclododecane, beta-	134237-51-7/138257-18-8	Water	Estuarine	37	2.00E-04	1.37E-19	2.00E-04	2.00E-04	2.00E-04	2.00E-04	2.00E-04	2.00E-04
Hexabromocyclododecane, gamma-	134237-52-8/678970-17-7	Water	Estuarine	37	2.00E-04	1.37E-19	2.00E-04	2.00E-04	2.00E-04	2.00E-04	2.00E-04	2.00E-04

Compound	CASNumber	Media	Type	count	mean	std	min	25%	50%	75%	90%	max
Hexachlorocyclopentadienyldibromocyclooctane	51936-55-1	Water	Estuarine	37	3.00E-04	0.00E+00	3.00E-04	3.00E-04	3.00E-04	3.00E-04	3.00E-04	3.00E-04
Hexazinon	51235-04-2	Water	Estuarine	201	3.72E+00	4.18E+00	1.00E-03	1.00E-03	8.40E-03	8.40E+00	8.40E+00	8.40E+00
hydrochlorothiazide	58-93-5	Water	Estuarine	19	3.57E-02	1.05E-02	1.84E-02	2.95E-02	4.01E-02	4.11E-02	4.31E-02	5.14E-02
hydrocodone	125-29-1	Water	Estuarine	19	6.36E-03	1.18E-02	2.95E-03	3.00E-03	3.14E-03	4.16E-03	5.06E-03	5.48E-02
hydrocortisone	50-23-7	Water	Estuarine	19	2.12E-01	1.93E-01	5.61E-02	6.92E-02	1.20E-01	3.66E-01	5.56E-01	5.93E-01
ibuprofen	15687-27-1	Water	Estuarine	19	2.64E-02	7.47E-03	1.38E-02	2.21E-02	3.01E-02	3.08E-02	3.17E-02	3.42E-02
Imidacloprid	138261-41-3	Water	Estuarine	158	7.36E-01	1.71E+00	1.30E-03	1.30E-03	2.36E-03	3.80E-03	4.90E+00	4.90E+00
Indole	120-72-9	Water	Estuarine	24	4.25E-02	4.95E-02	2.00E-02	2.00E-02	2.00E-02	4.00E-02	4.00E-02	2.00E-01
Indoxacarb	173584-44-6	Water	Estuarine	23	2.13E+00	2.48E+00	4.90E-03	4.90E-03	4.90E-03	4.90E+00	4.90E+00	4.90E+00
Iprodione	36734-19-7	Water	Estuarine	136	6.35E+00	3.29E+00	4.40E-03	4.40E+00	8.70E+00	8.70E+00	8.70E+00	8.70E+00
Isoborneol	124-76-5	Water	Estuarine	24	7.48E-02	4.42E-02	4.50E-02	4.50E-02	4.50E-02	9.00E-02	9.00E-02	2.00E-01
L-Domoic acid	14277-97-5	Water	Estuarine	55	2.57E-02	1.11E-02	1.00E-02	1.00E-02	3.30E-02	3.30E-02	3.30E-02	3.70E-02
Limonene, d-	5989-27-5	Water	Estuarine	24	1.20E-01	4.57E-02	8.00E-02	8.00E-02	8.00E-02	1.60E-01	1.60E-01	2.00E-01
lincomycin	154-21-2	Water	Estuarine	19	6.28E-03	3.47E-04	5.88E-03	6.02E-03	6.16E-03	6.49E-03	6.84E-03	6.92E-03
Linuron	330-55-2	Water	Estuarine	160	1.64E-02	1.46E-02	1.50E-03	1.50E-03	1.63E-02	3.00E-02	3.00E-02	7.50E-02
lomefloxacin	98079-51-7	Water	Estuarine	19	1.10E-02	5.49E-03	2.76E-03	6.04E-03	1.28E-02	1.45E-02	1.70E-02	1.93E-02
Malaoxon	1634-78-2	Water	Estuarine	13	5.00E-03	9.03E-19	5.00E-03	5.00E-03	5.00E-03	5.00E-03	5.00E-03	5.00E-03
malathion	121-75-5	Water	Estuarine	73	8.66E-03	7.59E-03	2.50E-03	3.00E-03	3.70E-03	1.17E-02	1.80E-02	3.00E-02
Mandipropamid	374726-62-2	Water	Estuarine	21	1.26E+00	1.64E+00	3.30E-03	3.30E-03	3.30E-03	3.30E+00	3.30E+00	3.30E+00
Menthol	1490-04-6	Water	Estuarine	24	2.23E-01	7.73E-02	1.60E-01	1.60E-01	1.60E-01	3.20E-01	3.20E-01	3.20E-01
meprobamate	57-53-4	Water	Estuarine	19	8.67E-03	7.39E-03	3.68E-03	3.95E-03	5.51E-03	8.31E-03	2.42E-02	2.55E-02
Metconazole	125116-23-6	Water	Estuarine	136	8.76E+00	4.11E+00	5.20E-03	5.20E+00	1.15E+01	1.15E+01	1.15E+01	1.15E+01
metformin	657-24-9	Water	Estuarine	14	1.38E-02	1.91E-02	5.84E-03	6.03E-03	7.73E-03	1.13E-02	1.58E-02	7.91E-02
Methoxyfenozide	161050-58-4	Water	Estuarine	23	9.41E-01	1.31E+00	2.70E-03	2.70E-03	2.70E-03	2.70E+00	2.70E+00	2.70E+00
Methyl salicylate	119-36-8	Water	Estuarine	24	6.83E-02	4.49E-02	4.00E-02	4.00E-02	4.00E-02	8.00E-02	8.00E-02	2.00E-01
Methylindole, 3-	83-34-1	Water	Estuarine	24	4.25E-02	4.95E-02	2.00E-02	2.00E-02	2.00E-02	4.00E-02	4.00E-02	2.00E-01
methylprednisolone	83-43-2	Water	Estuarine	19	1.05E-02	9.39E-03	3.68E-03	3.95E-03	5.27E-03	1.50E-02	2.49E-02	3.13E-02
Metolachlor	51218-45-2	Water	Estuarine	225	6.52E-01	7.40E-01	1.50E-03	2.60E-03	2.00E-02	1.50E+00	1.50E+00	1.50E+00
metoprolol	51384-51-1	Water	Estuarine	19	1.67E-02	1.21E-02	1.38E-03	5.60E-03	1.71E-02	2.32E-02	3.30E-02	4.05E-02
miconazole	22916-47-8	Water	Estuarine	17	2.78E-03	6.57E-04	1.38E-03	2.94E-03	3.01E-03	3.08E-03	3.17E-03	3.42E-03
Microcystin LA	96180-79-9	Water	Estuarine	89	1.26E-01	7.59E-02	1.00E-02	2.00E-02	1.55E-01	2.00E-01	2.00E-01	2.00E-01
Microcystin LR	101043-37-2	Water	Estuarine	89	1.14E-01	7.22E-02	1.00E-02	2.00E-02	1.26E-01	2.00E-01	2.00E-01	2.00E-01
Microcystin RR	111755-37-4	Water	Estuarine	92	7.99E-02	7.56E-02	5.00E-03	3.00E-02	5.00E-02	2.00E-01	2.00E-01	2.00E-01
Microcystin YR	101064-48-6	Water	Estuarine	92	1.01E-01	7.21E-02	1.00E-02	2.00E-02	1.04E-01	2.00E-01	2.00E-01	2.00E-01
MYCLOBUTANIL	88671-89-0	Water	Estuarine	136	4.44E+00	4.12E+00	1.00E-03	9.20E-03	6.00E+00	9.20E+00	9.20E+00	9.20E+00
naproxen	22204-53-1	Water	Estuarine	19	8.56E-03	7.85E-03	2.76E-03	5.29E-03	6.02E-03	8.19E-03	1.61E-02	3.45E-02
N-EtFOSA	4151-50-2	Water	Estuarine	16	3.24E-03	2.50E-03	6.81E-04	1.28E-03	2.95E-03	4.12E-03	6.60E-03	9.19E-03
N-MeFOSA	31506-32-8	Water	Estuarine	16	7.81E-03	4.97E-03	1.49E-03	4.02E-03	6.51E-03	1.16E-02	1.40E-02	1.78E-02
Nodularin	118399-22-7	Water	Estuarine	60	3.11E-02	1.52E-02	1.00E-02	1.00E-02	3.70E-02	3.70E-02	4.19E-02	6.00E-02
norfloxacin	70458-96-7	Water	Estuarine	19	3.93E-02	1.88E-02	1.40E-02	2.94E-02	3.08E-02	5.00E-02	6.72E-02	7.93E-02
norfluoxetine	126924-38-7	Water	Estuarine	19	3.23E-03	2.78E-03	1.38E-03	1.48E-03	1.98E-03	3.11E-03	9.08E-03	9.56E-03

Compound	CASNumber	Media	Type	count	mean	std	min	25%	50%	75%	90%	max
norgestimate	35189-28-7	Water	Estuarine	19	6.34E-03	2.33E-03	2.76E-03	5.19E-03	6.37E-03	7.70E-03	8.81E-03	1.11E-02
norverapamil	67018-85-3	Water	Estuarine	19	3.24E-04	2.78E-04	1.38E-04	1.48E-04	1.98E-04	3.12E-04	9.08E-04	9.56E-04
NTN33893 - desnitro olefine	N/A	Water	Estuarine	2	8.10E-03	0.00E+00	8.10E-03	8.10E-03	8.10E-03	8.10E-03	8.10E-03	8.10E-03
NTN33893-olefine	115086-54-9; 27387-87-7	Water	Estuarine	2	4.43E-02	0.00E+00	4.43E-02	4.43E-02	4.43E-02	4.43E-02	4.43E-02	4.43E-02
NTN33893-urea	120868-66-8	Water	Estuarine	23	1.39E+00	1.95E+00	4.00E-03	4.00E-03	4.00E-03	4.00E+00	4.00E+00	4.00E+00
ofloxacin	82419-36-1	Water	Estuarine	19	6.40E-03	4.93E-03	2.98E-03	3.13E-03	3.55E-03	9.41E-03	1.45E-02	1.48E-02
Okadaic acid	78111-17-8	Water	Estuarine	55	3.93E-02	2.07E-02	1.00E-02	1.00E-02	5.30E-02	5.30E-02	5.30E-02	5.90E-02
ormetoprim	6981-18-6	Water	Estuarine	19	1.05E-03	2.98E-04	5.51E-04	8.87E-04	1.20E-03	1.23E-03	1.26E-03	1.37E-03
Oryzalin	19044-88-3	Water	Estuarine	108	7.47E-01	1.23E+00	5.00E-03	5.20E-01	5.20E-01	5.20E-01	5.20E-01	5.00E+00
oxacillin	66-79-5	Water	Estuarine	5	2.87E-03	8.79E-05	2.76E-03	2.81E-03	2.89E-03	2.94E-03	2.96E-03	2.97E-03
OXADIAZON	19666-30-9	Water	Estuarine	155	1.36E-01	5.18E-01	2.63E-07	4.85E-07	6.09E-07	9.58E-07	2.10E-03	2.10E+00
oxolinic acid	14698-29-4	Water	Estuarine	14	5.29E-03	3.00E-03	1.27E-03	2.86E-03	5.16E-03	6.27E-03	8.53E-03	1.20E-02
oxycodone	76-42-6	Water	Estuarine	19	1.52E-03	4.21E-04	1.17E-03	1.24E-03	1.39E-03	1.69E-03	1.78E-03	3.00E-03
Paclobutrazol(PP333)	76738-62-0	Water	Estuarine	23	2.70E+00	3.14E+00	6.20E-03	6.20E-03	6.20E-03	6.20E+00	6.20E+00	6.20E+00
parathion	56-38-2	Water	Estuarine	10	1.65E-02	1.42E-02	3.00E-03	3.00E-03	1.65E-02	3.00E-02	3.00E-02	3.00E-02
paroxetine	61869-08-7	Water	Estuarine	19	8.61E-03	7.42E-03	3.68E-03	3.95E-03	5.27E-03	8.31E-03	2.42E-02	2.55E-02
PBB 101	67888-96-4	Water	Estuarine	37	2.00E-04	1.37E-19	2.00E-04	2.00E-04	2.00E-04	2.00E-04	2.00E-04	2.00E-04
PBDE 003	101-55-3	Water	Estuarine	17	8.99E+00	1.55E+00	5.00E+00	9.20E+00	9.20E+00	1.00E+01	1.00E+01	1.00E+01
PBDE 007	171977-44-9	Water	Estuarine	219	1.16E-07	1.19E-07	1.23E-08	4.84E-08	9.05E-08	1.40E-07	2.24E-07	1.02E-06
PBDE 008	147217-71-8	Water	Estuarine	218	9.00E-08	9.50E-08	9.10E-09	3.64E-08	6.99E-08	1.10E-07	1.68E-07	8.35E-07
PBDE 010	51930-04-2	Water	Estuarine	219	1.32E-07	1.36E-07	1.35E-08	5.57E-08	1.00E-07	1.63E-07	2.63E-07	1.17E-06
PBDE 012	189084-59-1	Water	Estuarine	213	1.13E-07	4.62E-07	7.50E-09	3.32E-08	6.70E-08	9.91E-08	1.47E-07	6.72E-06
PBDE 015	2050-47-7	Water	Estuarine	198	6.41E-08	6.84E-08	6.50E-09	2.47E-08	4.78E-08	7.90E-08	1.23E-07	5.77E-07
PBDE 017	147217-75-2	Water	Estuarine	216	1.24E-07	8.13E-08	7.30E-09	5.24E-08	1.18E-07	1.72E-07	2.25E-07	4.69E-07
PBDE 028	41318-75-6	Water	Estuarine	254	2.92E-05	7.07E-05	7.20E-09	5.11E-08	1.21E-07	1.81E-07	2.00E-04	2.00E-04
PBDE 030	155999-95-4	Water	Estuarine	219	1.31E-07	8.61E-08	7.70E-09	5.39E-08	1.26E-07	1.84E-07	2.41E-07	4.68E-07
PBDE 032	189084-60-4	Water	Estuarine	217	1.12E-07	7.38E-08	6.20E-09	5.62E-08	1.07E-07	1.50E-07	1.99E-07	5.34E-07
PBDE 035	147217-80-9	Water	Estuarine	194	8.89E-08	7.66E-08	5.60E-09	4.58E-08	7.91E-08	1.13E-07	1.58E-07	8.83E-07
PBDE 037	147217-81-0	Water	Estuarine	163	1.15E-07	1.26E-07	5.50E-09	3.20E-08	8.17E-08	1.35E-07	2.77E-07	5.94E-07
PBDE 047	5436-43-1	Water	Estuarine	256	1.04E-03	4.39E-03	3.80E-09	1.32E-08	7.79E-08	3.57E-07	2.00E-04	2.00E-02
PBDE 049	243982-82-3	Water	Estuarine	256	2.91E-05	7.04E-05	4.90E-09	1.75E-08	9.39E-08	4.19E-07	2.00E-04	2.00E-04
PBDE 051	189084-57-9	Water	Estuarine	214	1.12E-07	1.43E-07	2.60E-09	1.16E-08	4.42E-08	1.36E-07	3.40E-07	6.28E-07
PBDE 066	189084-61-5	Water	Estuarine	216	3.44E-05	7.54E-05	6.40E-09	3.17E-08	1.83E-07	5.79E-07	2.00E-04	2.00E-04
PBDE 071	189084-62-6	Water	Estuarine	215	1.70E-07	1.90E-07	4.20E-09	1.94E-08	1.08E-07	2.40E-07	4.65E-07	9.47E-07
PBDE 075	189084-63-7	Water	Estuarine	205	1.31E-07	1.53E-07	4.10E-09	2.04E-08	7.39E-08	1.45E-07	3.62E-07	6.60E-07
PBDE 077	93703-48-1	Water	Estuarine	219	1.00E-07	1.32E-07	3.70E-09	1.41E-08	4.44E-08	1.07E-07	3.13E-07	5.70E-07
PBDE 079	446254-48-4	Water	Estuarine	162	1.82E-07	2.49E-07	4.20E-09	2.72E-08	7.80E-08	2.57E-07	5.42E-07	1.31E-06
PBDE 085	182346-21-0	Water	Estuarine	175	4.25E-05	8.18E-05	2.15E-08	1.16E-07	2.51E-07	5.64E-07	2.00E-04	2.00E-04
PBDE 099	60348-60-9	Water	Estuarine	162	4.58E-05	8.42E-05	1.07E-08	4.41E-08	1.09E-07	5.51E-07	2.00E-04	2.00E-04
PBDE 100	189084-64-8	Water	Estuarine	201	3.69E-05	7.77E-05	6.90E-09	3.32E-08	8.01E-08	2.71E-07	2.00E-04	2.00E-04
PBDE 105	373594-78-6	Water	Estuarine	199	2.38E-07	1.96E-07	1.80E-08	9.09E-08	1.80E-07	3.32E-07	5.15E-07	9.95E-07

Compound	CASNumber	Media	Type	count	mean	std	min	25%	50%	75%	90%	max
PBDE 116	189084-65-9	Water	Estuarine	213	3.16E-07	2.71E-07	2.86E-08	1.17E-07	2.25E-07	4.66E-07	6.81E-07	1.39E-06
PBDE 119	189084-66-0	Water	Estuarine	208	1.87E-07	1.75E-07	1.86E-08	6.93E-08	1.30E-07	2.62E-07	3.94E-07	9.36E-07
PBDE 126	366791-32-4	Water	Estuarine	201	1.20E-07	1.09E-07	1.10E-08	4.63E-08	8.36E-08	1.59E-07	2.49E-07	5.99E-07
PBDE 128	182677-28-7	Water	Estuarine	217	3.30E-07	2.56E-07	1.03E-08	1.47E-07	3.08E-07	4.48E-07	5.76E-07	1.71E-06
PBDE 138	182677-30-1	Water	Estuarine	204	3.64E-05	7.72E-05	1.03E-08	1.12E-07	2.00E-07	3.58E-07	2.00E-04	2.00E-04
PBDE 140	243982-83-4	Water	Estuarine	179	1.10E-07	8.22E-08	1.03E-08	4.42E-08	8.52E-08	1.73E-07	2.21E-07	3.86E-07
PBDE 153	68631-49-2	Water	Estuarine	155	4.79E-05	8.55E-05	4.50E-09	5.13E-08	2.14E-07	1.07E-06	2.00E-04	2.00E-04
PBDE 154	207122-15-4	Water	Estuarine	184	4.03E-05	8.04E-05	2.30E-09	2.35E-08	6.36E-08	2.00E-07	2.00E-04	2.00E-04
PBDE 155	35854-94-5	Water	Estuarine	186	7.74E-08	6.32E-08	2.40E-09	2.48E-08	5.89E-08	1.25E-07	1.60E-07	2.93E-07
PBDE 181	189084-67-1	Water	Estuarine	219	2.71E-07	2.76E-07	6.20E-09	5.83E-08	1.73E-07	4.25E-07	6.42E-07	1.45E-06
PBDE 183	207122-16-5	Water	Estuarine	118	6.29E-05	9.31E-05	6.80E-09	6.29E-08	2.76E-07	2.00E-04	2.00E-04	2.00E-04
PBDE 190	189084-68-2	Water	Estuarine	213	4.45E-07	4.17E-07	1.16E-08	1.28E-07	3.15E-07	6.61E-07	9.79E-07	2.51E-06
PBDE 196	446255-39-6	Water	Estuarine	37	3.00E-04	0.00E+00	3.00E-04	3.00E-04	3.00E-04	3.00E-04	3.00E-04	3.00E-04
PBDE 197	117964-21-3	Water	Estuarine	86	1.29E-04	1.49E-04	1.03E-08	2.46E-07	1.43E-06	3.00E-04	3.00E-04	3.00E-04
PBDE 201	446255-50-1	Water	Estuarine	37	3.00E-04	0.00E+00	3.00E-04	3.00E-04	3.00E-04	3.00E-04	3.00E-04	3.00E-04
PBDE 202	67797-09-5	Water	Estuarine	37	3.00E-04	0.00E+00	3.00E-04	3.00E-04	3.00E-04	3.00E-04	3.00E-04	3.00E-04
PBDE 203	337513-72-1	Water	Estuarine	85	1.31E-04	1.49E-04	1.60E-08	1.27E-07	8.21E-07	3.00E-04	3.00E-04	3.00E-04
PBDE 205	446255-56-7	Water	Estuarine	115	6.34E-07	7.49E-07	1.30E-08	1.26E-07	3.38E-07	8.78E-07	1.50E-06	3.61E-06
PBDE 206	63387-28-0	Water	Estuarine	108	1.03E-04	1.43E-04	3.54E-08	4.00E-07	1.00E-06	3.00E-04	3.00E-04	3.00E-04
PBDE 207	437701-79-6	Water	Estuarine	94	1.18E-04	1.47E-04	3.51E-08	2.37E-07	5.78E-07	3.00E-04	3.00E-04	3.00E-04
PBDE 208	437701-78-5	Water	Estuarine	116	9.65E-05	1.40E-04	4.11E-08	3.62E-07	1.03E-06	3.00E-04	3.00E-04	3.00E-04
PBDE 209	1163-19-5	Water	Estuarine	107	2.84E-04	3.77E-04	2.42E-07	2.03E-06	4.58E-06	8.00E-04	8.00E-04	8.00E-04
Pendimethalin	40487-42-1	Water	Estuarine	142	1.82E+00	9.40E-01	2.30E-03	2.30E+00	2.30E+00	2.30E+00	2.30E+00	2.30E+00
penicillin g	61-33-6	Water	Estuarine	5	2.22E-03	1.47E-03	1.10E-03	1.16E-03	1.19E-03	3.74E-03	3.85E-03	3.92E-03
penicillin v	87-08-1	Water	Estuarine	16	5.10E-03	1.57E-03	2.76E-03	2.96E-03	5.96E-03	6.12E-03	6.24E-03	6.84E-03
Penoxsulam	219714-96-2	Water	Estuarine	21	1.34E+00	1.74E+00	3.50E-03	3.50E-03	3.50E-03	3.50E+00	3.50E+00	3.50E+00
Pentabromobenzene	608-90-2	Water	Estuarine	37	2.00E-04	1.37E-19	2.00E-04	2.00E-04	2.00E-04	2.00E-04	2.00E-04	2.00E-04
Pentabromobenzyl acrylate	59447-55-1	Water	Estuarine	37	2.00E-04	1.37E-19	2.00E-04	2.00E-04	2.00E-04	2.00E-04	2.00E-04	2.00E-04
Pentabromoethylbenzene	85-22-3	Water	Estuarine	37	2.00E-04	1.37E-19	2.00E-04	2.00E-04	2.00E-04	2.00E-04	2.00E-04	2.00E-04
Penthiopyrad	183675-82-3	Water	Estuarine	21	1.22E+00	1.59E+00	6.00E-04	6.00E-04	6.00E-04	3.20E+00	3.20E+00	3.20E+00
PFBA	375-22-4	Water	Estuarine	20	1.95E-03	3.19E-03	9.74E-04	9.91E-04	9.99E-04	1.06E-03	1.95E-03	1.51E-02
PFBS	375-73-5	Water	Estuarine	20	2.03E-03	1.67E-04	1.95E-03	1.98E-03	2.00E-03	2.01E-03	2.03E-03	2.73E-03
PFDA	335-76-2	Water	Estuarine	20	1.00E-03	2.31E-05	9.74E-04	9.89E-04	9.97E-04	1.01E-03	1.02E-03	1.08E-03
PFDoA	307-55-1	Water	Estuarine	20	9.97E-04	1.39E-05	9.74E-04	9.89E-04	9.97E-04	1.01E-03	1.01E-03	1.02E-03
PFHpA	375-85-9	Water	Estuarine	20	1.35E-03	1.08E-03	9.74E-04	9.89E-04	9.97E-04	1.01E-03	1.40E-03	4.64E-03
PFHxA	307-24-4	Water	Estuarine	20	1.21E-03	7.07E-04	9.74E-04	9.89E-04	9.97E-04	1.01E-03	1.15E-03	3.93E-03
PFHxS	355-46-4	Water	Estuarine	20	2.01E-03	8.02E-05	1.95E-03	1.98E-03	2.01E-03	2.01E-03	2.06E-03	2.32E-03
PFNA	375-95-1	Water	Estuarine	20	1.34E-03	8.82E-04	9.74E-04	9.89E-04	9.97E-04	1.01E-03	2.32E-03	4.24E-03
PFOA	335-67-1	Water	Estuarine	20	1.08E-03	3.95E-04	9.74E-04	9.89E-04	9.97E-04	1.01E-03	1.02E-03	2.76E-03
PFOS	1763-23-1	Water	Estuarine	20	1.99E-03	2.72E-05	1.95E-03	1.98E-03	2.00E-03	2.01E-03	2.02E-03	2.05E-03
PFOSA	754-91-6	Water	Estuarine	20	9.97E-04	1.39E-05	9.74E-04	9.89E-04	9.97E-04	1.01E-03	1.01E-03	1.02E-03

Compound	CASNumber	Media	Type	count	mean	std	min	25%	50%	75%	90%	max
PFPeA	2706-90-3	Water	Estuarine	20	1.46E-03	1.33E-03	9.74E-04	9.89E-04	9.97E-04	1.01E-03	1.98E-03	5.85E-03
PFUnA	2058-94-8	Water	Estuarine	20	9.97E-04	1.39E-05	9.74E-04	9.89E-04	9.97E-04	1.01E-03	1.01E-03	1.02E-03
phenothrin	26002-80-2	Water	Estuarine	133	4.29E+00	1.78E+00	1.00E-03	5.10E+00	5.10E+00	5.10E+00	5.10E+00	5.10E+00
Polyoxyethylene branched-C9-alkylphenol (mixture)	68412-54-4	Water	Estuarine	24	1.71E-01	1.12E-01	1.00E-01	1.00E-01	1.00E-01	2.00E-01	2.00E-01	5.00E-01
prednisolone	50-24-8	Water	Estuarine	19	1.78E-02	1.59E-02	5.51E-03	6.38E-03	8.66E-03	2.35E-02	4.07E-02	5.39E-02
prednisone	53-03-2	Water	Estuarine	19	5.55E-02	6.77E-02	1.87E-02	2.31E-02	3.22E-02	4.50E-02	1.24E-01	3.04E-01
Prodiamine	29091-21-2	Water	Estuarine	32	1.63E+00	2.45E+00	5.20E-03	5.20E-03	1.00E-02	5.20E+00	5.20E+00	5.20E+00
promethazine	60-87-7	Water	Estuarine	19	9.42E-04	7.19E-04	3.68E-04	4.13E-04	7.62E-04	9.43E-04	2.42E-03	2.55E-03
PROPICONAZOLE	60207-90-1	Water	Estuarine	136	6.05E+00	3.56E+00	3.00E-03	5.00E+00	8.80E+00	8.80E+00	8.80E+00	8.80E+00
propoxyphene	469-62-5	Water	Estuarine	19	7.78E-04	7.06E-04	2.81E-04	3.40E-04	4.57E-04	6.58E-04	1.86E-03	2.64E-03
propranolol	525-66-6	Water	Estuarine	19	4.30E-03	3.71E-03	1.84E-03	1.98E-03	2.64E-03	4.16E-03	1.21E-02	1.27E-02
Propyzamide	23950-58-5	Water	Estuarine	133	2.18E+00	2.49E+00	5.00E-03	5.00E-03	5.00E-03	5.00E+00	5.00E+00	5.00E+00
Pyraclostrobin	175013-18-0	Water	Estuarine	137	5.45E+00	4.52E+00	4.00E-04	1.00E-02	2.90E+00	1.00E+01	1.00E+01	1.00E+01
Pyriproxyfen	95737-68-1	Water	Estuarine	23	2.26E+00	2.63E+00	5.20E-03	5.20E-03	5.20E-03	5.20E+00	5.20E+00	5.20E+00
ranitidine	66357-35-5	Water	Estuarine	5	1.98E-03	5.76E-04	1.64E-03	1.68E-03	1.78E-03	1.78E-03	2.51E-03	3.00E-03
Resmethrin	10453-86-8	Water	Estuarine	134	4.75E+00	2.04E+00	1.00E-03	5.70E+00	5.70E+00	5.70E+00	5.70E+00	5.70E+00
roxithromycin	80214-83-1	Water	Estuarine	18	1.07E-03	1.11E-03	2.76E-04	6.11E-04	6.60E-04	9.57E-04	2.13E-03	4.94E-03
RPA 200766	205650-69-7	Water	Estuarine	3	1.60E-03	0.00E+00	1.60E-03	1.60E-03	1.60E-03	1.60E-03	1.60E-03	1.60E-03
sarafloxacin	98105-99-8	Water	Estuarine	19	2.64E-02	7.46E-03	1.38E-02	2.21E-02	3.01E-02	3.08E-02	3.17E-02	3.42E-02
Saxitoxin	35523-89-8	Water	Estuarine	25	1.50E-02	8.85E-18	1.50E-02	1.50E-02	1.50E-02	1.50E-02	1.50E-02	1.50E-02
sertraline	79617-96-2	Water	Estuarine	19	9.08E-04	7.21E-04	3.68E-04	4.38E-04	6.81E-04	8.31E-04	2.42E-03	2.55E-03
Simazine	122-34-9	Water	Estuarine	293	1.82E+00	2.35E+00	1.50E-03	4.10E-03	2.20E-01	5.00E+00	5.00E+00	5.00E+00
simvastatin	79902-63-9	Water	Estuarine	19	4.30E-02	3.71E-02	1.84E-02	1.98E-02	2.64E-02	4.16E-02	1.21E-01	1.27E-01
sitosterol, beta-	83-46-5	Water	Estuarine	24	3.23E+00	1.26E+00	1.60E+00	2.40E+00	2.40E+00	4.80E+00	4.80E+00	4.80E+00
stigmastanol, beta	19466-47-8	Water	Estuarine	13	1.70E+00	4.62E-16	1.70E+00	1.70E+00	1.70E+00	1.70E+00	1.70E+00	1.70E+00
sulfachloropyridazine	80-32-0	Water	Estuarine	18	2.62E-03	7.62E-04	1.38E-03	1.84E-03	3.01E-03	3.08E-03	3.17E-03	3.42E-03
sulfadiazine	68-35-9	Water	Estuarine	18	2.74E-03	9.86E-04	1.38E-03	1.84E-03	3.01E-03	3.08E-03	3.26E-03	5.28E-03
sulfadimethoxine	122-11-2	Water	Estuarine	18	2.64E-03	4.27E-03	2.76E-04	3.70E-04	6.08E-04	3.30E-03	6.98E-03	1.64E-02
sulfamerazine	127-79-7	Water	Estuarine	18	1.80E-03	1.21E-03	5.61E-04	1.18E-03	1.60E-03	2.17E-03	2.74E-03	5.63E-03
sulfamethazine	57-68-1	Water	Estuarine	18	4.04E-03	7.47E-03	5.51E-04	7.42E-04	2.63E-03	3.84E-03	4.72E-03	3.33E-02
sulfamethizole	144-82-1	Water	Estuarine	18	1.68E-03	1.81E-03	5.93E-04	1.18E-03	1.22E-03	1.27E-03	1.93E-03	8.77E-03
sulfamethoxazole	723-46-6	Water	Estuarine	18	3.44E-03	3.12E-03	5.51E-04	1.40E-03	2.62E-03	3.94E-03	7.89E-03	1.25E-02
sulfanilamide	63-74-1	Water	Estuarine	15	2.51E-02	7.88E-03	1.38E-02	1.48E-02	2.98E-02	3.07E-02	3.13E-02	3.19E-02
sulfathiazole	72-14-0	Water	Estuarine	18	2.94E-03	9.53E-04	1.38E-03	2.94E-03	3.04E-03	3.14E-03	3.53E-03	5.52E-03
Tebuconazole	107534-96-3	Water	Estuarine	136	7.57E+00	3.84E+00	2.00E-03	3.70E+00	1.02E+01	1.02E+01	1.02E+01	1.02E+01
Tetrabromo-o-chlorotoluene	39569-21-6	Water	Estuarine	37	4.00E-04	2.75E-19	4.00E-04	4.00E-04	4.00E-04	4.00E-04	4.00E-04	4.00E-04
Tetrabromo-p-xylene	23488-38-2	Water	Estuarine	37	4.00E-04	2.75E-19	4.00E-04	4.00E-04	4.00E-04	4.00E-04	4.00E-04	4.00E-04
Tetramethrin	7696-12-0	Water	Estuarine	133	2.44E+00	1.02E+00	5.00E-04	2.90E+00	2.90E+00	2.90E+00	2.90E+00	2.90E+00
thiabendazole	148-79-8	Water	Estuarine	40	6.33E-01	1.38E+00	1.38E-03	3.01E-03	3.60E-03	3.60E-03	3.60E+00	3.60E+00
tonalide	21145-77-7	Water	Estuarine	24	4.25E-02	4.95E-02	2.00E-02	2.00E-02	2.00E-02	4.00E-02	4.00E-02	2.00E-01
trenbolone	10161-33-8	Water	Estuarine	19	8.61E-03	7.42E-03	3.68E-03	3.95E-03	5.27E-03	8.31E-03	2.42E-02	2.55E-02

Compound	CASNumber	Media	Type	count	mean	std	min	25%	50%	75%	90%	max
trenbolone acetate	10161-34-9	Water	Estuarine	19	7.38E-04	5.21E-04	2.95E-04	4.33E-04	5.42E-04	6.82E-04	1.82E-03	1.91E-03
Triadimefon	43121-43-3	Water	Estuarine	43	6.21E+00	4.13E+00	8.90E-03	8.90E-03	8.90E+00	8.90E+00	8.90E+00	8.90E+00
triamterene	396-01-0	Water	Estuarine	19	1.08E-03	1.30E-03	5.84E-04	6.04E-04	6.81E-04	8.87E-04	1.46E-03	6.35E-03
Trichlorfon	52-68-6	Water	Estuarine	5	3.00E-02	0.00E+00	3.00E-02	3.00E-02	3.00E-02	3.00E-02	3.00E-02	3.00E-02
triclocarban	101-20-2	Water	Estuarine	19	5.28E-03	1.49E-03	2.76E-03	4.43E-03	6.02E-03	6.15E-03	6.33E-03	6.84E-03
triclosan	3380-34-5	Water	Estuarine	43	1.71E-01	8.46E-02	5.52E-02	1.21E-01	1.60E-01	1.80E-01	3.20E-01	3.20E-01
Tricresyl phosphate (multiple isomers)	1330-78-5	Water	Estuarine	49	4.00E-04	5.48E-20	4.00E-04	4.00E-04	4.00E-04	4.00E-04	4.00E-04	4.00E-04
triethyl citrate	77-93-0	Water	Estuarine	24	4.25E-02	4.95E-02	2.00E-02	2.00E-02	2.00E-02	4.00E-02	4.00E-02	2.00E-01
Triethyl phosphate	78-40-0	Water	Estuarine	48	2.00E-04	2.74E-20	2.00E-04	2.00E-04	2.00E-04	2.00E-04	2.00E-04	2.00E-04
Trifloxystrobin	141517-21-7	Water	Estuarine	137	3.53E+00	1.46E+00	4.00E-04	3.90E+00	3.90E+00	3.90E+00	4.70E+00	4.70E+00
trifluralin	1582-09-8	Water	Estuarine	302	6.80E-01	8.89E-01	2.10E-03	3.80E-03	3.90E-01	2.10E+00	2.10E+00	2.10E+00
trimethoprim	738-70-5	Water	Estuarine	19	2.93E-03	1.07E-03	1.38E-03	2.58E-03	3.01E-03	3.18E-03	3.94E-03	5.81E-03
Tri-n-butyl phosphate	126-73-8	Water	Estuarine	73	1.92E-02	3.79E-02	2.00E-04	2.00E-04	2.00E-04	3.20E-02	6.40E-02	2.00E-01
Triphenyl phosphate	115-86-6	Water	Estuarine	73	2.27E-02	4.09E-02	4.00E-04	4.00E-04	4.00E-04	4.00E-02	8.00E-02	2.00E-01
Tripropyl phosphate	513-08-6	Water	Estuarine	49	4.00E-04	5.48E-20	4.00E-04	4.00E-04	4.00E-04	4.00E-04	4.00E-04	4.00E-04
Tris(1,3-dichloro-2-propyl) phosphate	13674-87-8	Water	Estuarine	73	7.37E-02	1.14E-01	4.00E-04	4.00E-04	4.00E-04	1.60E-01	3.20E-01	3.20E-01
Tris(2,3-dibromopropyl) phosphate	126-72-7	Water	Estuarine	144	8.00E-04	1.85E-18	8.00E-04	8.00E-04	8.00E-04	8.00E-04	8.00E-04	8.00E-04
Tris(2-butoxyethyl) phosphate	78-51-3	Water	Estuarine	73	1.42E-01	2.25E-01	5.00E-04	5.00E-04	5.00E-04	3.20E-01	6.40E-01	6.40E-01
Tris(2-chloroethyl) phosphate	115-96-8	Water	Estuarine	73	3.97E-02	6.22E-02	4.00E-04	4.00E-04	4.00E-04	8.00E-02	1.60E-01	2.00E-01
tris(2-chloroisopropyl) phosphate	13674-84-5	Water	Estuarine	49	4.00E-04	5.48E-20	4.00E-04	4.00E-04	4.00E-04	4.00E-04	4.00E-04	4.00E-04
Tris(2-ethylhexyl) phosphate	78-42-2	Water	Estuarine	49	4.00E-04	5.48E-20	4.00E-04	4.00E-04	4.00E-04	4.00E-04	4.00E-04	4.00E-04
Tris(2-isopropylphenyl) phosphate	64532-95-2	Water	Estuarine	49	4.00E-04	5.48E-20	4.00E-04	4.00E-04	4.00E-04	4.00E-04	4.00E-04	4.00E-04
Triton X-100 (mixture)	9002-93-1	Water	Estuarine	13	3.00E-01	5.78E-17	3.00E-01	3.00E-01	3.00E-01	3.00E-01	3.00E-01	3.00E-01
tylosin	1401-69-0	Water	Estuarine	18	1.05E-02	3.05E-03	5.51E-03	7.40E-03	1.20E-02	1.23E-02	1.26E-02	1.37E-02
valsartan	137862-53-4	Water	Estuarine	17	1.06E-02	8.33E-03	3.68E-03	3.96E-03	8.03E-03	1.27E-02	2.43E-02	2.55E-02
verapamil	52-53-9	Water	Estuarine	19	3.27E-04	2.76E-04	1.38E-04	1.48E-04	2.16E-04	3.12E-04	9.08E-04	9.56E-04
VINCLOZOLIN	50471-44-8	Water	Estuarine	90	4.89E+00	7.40E-01	5.00E-03	5.00E+00	5.00E+00	5.00E+00	5.00E+00	5.00E+00
virginiamycin	11006-76-1	Water	Estuarine	5	3.70E-03	5.38E-04	3.17E-03	3.37E-03	3.62E-03	3.76E-03	4.25E-03	4.57E-03
virginiamycin m1	21411-53-0	Water	Estuarine	14	6.25E-03	3.37E-04	5.89E-03	6.02E-03	6.15E-03	6.36E-03	6.73E-03	7.06E-03
warfarin	81-81-2	Water	Estuarine	19	2.64E-03	7.47E-04	1.38E-03	2.21E-03	3.01E-03	3.08E-03	3.17E-03	3.42E-03
PBDE 011	6903-63-5	Water	Estuarine	0	-	-	-	-	-	-	-	-
PBDE 013	83694-71-7	Water	Estuarine	0	-	-	-	-	-	-	-	-
PBDE 025	147217-77-4	Water	Estuarine	0	-	-	-	-	-	-	-	-
PBDE 033	147217-78-5	Water	Estuarine	0	-	-	-	-	-	-	-	-
PBDE 120	417727-71-0	Water	Estuarine	0	-	-	-	-	-	-	-	-
PBDE 166	63646-56-0	Water	Estuarine	0	-	-	-	-	-	-	-	-
Bifenthrin	82657-04-3	Water	Marine	706	1.59E-03	1.63E-03	0.00E+00	7.90E-04	1.70E-03	1.70E-03	1.80E-03	1.69E-02
CYFLUTHRIN	68359-37-5	Water	Marine	714	2.87E-03	1.26E-02	0.00E+00	5.50E-04	1.10E-03	1.10E-03	1.20E-03	2.44E-01
gamma-cyhalothrin	76703-62-3	Water	Marine	697	1.13E-01	1.98E+00	0.00E+00	5.00E-04	5.00E-04	5.00E-04	1.20E-03	5.10E+01
malathion	121-75-5	Water	Marine	627	3.27E-02	6.35E-02	2.50E-03	1.80E-02	1.80E-02	1.80E-02	2.00E-02	4.60E-01
Chlorpyrifos	2921-88-2	Water	Marine	653	1.54E-02	2.06E-02	0.00E+00	6.00E-03	1.80E-02	1.80E-02	1.80E-02	2.00E-01

Compound	CASNumber	Media	Type	count	mean	std	min	25%	50%	75%	90%	max
diazinon	333-41-5	Water	Marine	653	1.24E-02	1.97E-02	0.00E+00	6.00E-03	1.40E-02	1.40E-02	1.40E-02	2.00E-01
parathion	56-38-2	Water	Marine	512	1.16E-02	2.63E-02	1.50E-03	3.00E-03	3.00E-03	3.00E-03	3.00E-02	1.70E-01
Chlorpyrifos-methyl	5598-13-0	Water	Marine	458	3.23E-03	2.33E-03	1.50E-03	3.00E-03	3.00E-03	3.00E-03	3.00E-03	3.00E-02
ALLETHRIN	584-79-2	Water	Marine	185	1.13E-02	2.81E-02	5.00E-05	5.00E-04	8.50E-04	8.75E-03	3.33E-02	2.70E-01
disulfoton	298-04-4	Water	Marine	175	3.29E-03	6.42E-03	1.00E-03	1.00E-03	1.00E-03	5.00E-03	5.00E-03	7.50E-02
permethrin	52645-53-1	Water	Marine	135	3.95E-03	5.53E-03	3.48E-04	1.11E-03	3.00E-03	5.00E-03	5.00E-03	5.00E-02
Dichlorvos	62-73-7	Water	Marine	122	2.79E-02	4.31E-02	2.90E-03	3.00E-03	3.00E-03	3.60E-02	3.60E-02	2.00E-01
Di-2-ethylhexyl phthalate	117-81-7	Water	Marine	118	1.09E+00	2.17E+00	4.70E-02	2.40E-01	1.00E+00	1.00E+00	1.10E+00	2.30E+01
Diethyl phthalate	84-66-2	Water	Marine	115	1.01E+00	5.86E-01	5.10E-02	2.60E-01	1.40E+00	1.40E+00	1.40E+00	1.50E+00
Pendimethalin	40487-42-1	Water	Marine	48	7.50E-04	7.99E-04	5.00E-04	5.00E-04	5.00E-04	5.00E-04	1.00E-03	5.00E-03
Di-n-octyl phthalate	117-84-0	Water	Marine	109	8.16E-01	5.48E-01	4.60E-02	2.50E-01	1.00E+00	1.00E+00	1.00E+00	4.60E+00
Dibutyl phthalate	84-74-2	Water	Marine	109	1.13E+00	5.78E-01	7.70E-02	3.90E-01	1.50E+00	1.50E+00	1.50E+00	1.60E+00
Dimethyl phthalate	131-11-3	Water	Marine	109	9.84E-01	5.40E-01	4.40E-02	2.30E-01	1.30E+00	1.30E+00	1.30E+00	1.80E+00
Resmethrin	10453-86-8	Water	Marine	107	2.44E-02	6.82E-02	1.86E-03	5.00E-03	5.00E-03	1.13E-02	4.16E-02	5.00E-01
phenothrin	26002-80-2	Water	Marine	94	4.18E-03	1.01E-02	7.72E-04	1.70E-03	2.40E-03	2.40E-03	6.58E-03	9.40E-02
Metolachlor	51218-45-2	Water	Marine	6	2.00E-01	3.04E-17	2.00E-01	2.00E-01	2.00E-01	2.00E-01	2.00E-01	2.00E-01
fipronil	120068-37-3	Water	Marine	68	2.06E-03	2.76E-03	5.00E-04	5.00E-04	2.00E-03	2.00E-03	2.00E-03	2.00E-02
Azoxystrobin	131860-33-8	Water	Marine	1	1.00E-03	-	1.00E-03	1.00E-03	1.00E-03	1.00E-03	1.00E-03	1.00E-03
Boscalid	188425-85-6	Water	Marine	1	2.00E-03	-	2.00E-03	2.00E-03	2.00E-03	2.00E-03	2.00E-03	2.00E-03
Hexazinon	51235-04-2	Water	Marine	0	-	-	-	-	-	-	-	-
FLUVALINATE	69409-94-5	Water	Marine	58	5.00E-04	3.28E-19	5.00E-04	5.00E-04	5.00E-04	5.00E-04	5.00E-04	5.00E-04
Diuron	330-54-1	Water	Marine	0	-	-	-	-	-	-	-	-
PBDE 007	171977-44-9	Water	Marine	57	4.72E-07	4.71E-07	1.18E-07	1.57E-07	3.72E-07	5.78E-07	8.64E-07	2.26E-06
PBDE 008	147217-71-8	Water	Marine	57	3.91E-07	3.81E-07	1.18E-07	1.29E-07	3.69E-07	4.64E-07	6.51E-07	2.58E-06
PBDE 012	189084-59-1	Water	Marine	57	4.42E-07	8.51E-07	1.18E-07	1.18E-07	3.57E-07	4.40E-07	6.07E-07	6.48E-06
PBDE 015	2050-47-7	Water	Marine	57	4.40E-07	9.65E-07	1.18E-07	1.18E-07	3.25E-07	3.84E-07	5.12E-07	7.36E-06
PBDE 017	147217-75-2	Water	Marine	57	5.13E-06	1.72E-05	1.51E-07	3.13E-07	6.32E-07	1.84E-06	7.10E-06	1.23E-04
PBDE 028	41318-75-6	Water	Marine	57	1.11E-06	1.55E-06	1.30E-07	2.63E-07	5.60E-07	9.09E-07	2.85E-06	7.20E-06
PBDE 030	155999-95-4	Water	Marine	57	2.20E-06	7.41E-06	1.53E-07	3.26E-07	6.66E-07	1.09E-06	3.45E-06	5.59E-05
PBDE 032	189084-60-4	Water	Marine	57	1.34E-06	2.16E-06	1.20E-07	2.56E-07	5.18E-07	8.86E-07	3.81E-06	1.18E-05
PBDE 049	243982-82-3	Water	Marine	57	5.61E-07	6.49E-07	1.18E-07	2.09E-07	3.71E-07	3.94E-07	1.69E-06	2.60E-06
PBDE 051	189084-57-9	Water	Marine	57	7.47E-07	1.81E-06	1.18E-07	1.54E-07	3.71E-07	4.14E-07	1.46E-06	1.35E-05
PBDE 077	93703-48-1	Water	Marine	57	8.07E-07	8.65E-07	1.18E-07	1.52E-07	3.94E-07	1.40E-06	2.24E-06	3.25E-06
PBDE 079	446254-48-4	Water	Marine	57	1.13E-06	1.50E-06	1.18E-07	3.50E-07	3.78E-07	1.58E-06	2.10E-06	6.55E-06
PBDE 105	373594-78-6	Water	Marine	57	3.83E-06	5.27E-06	1.79E-07	5.47E-07	1.74E-06	4.39E-06	1.19E-05	2.51E-05
PBDE 128	182677-28-7	Water	Marine	57	1.48E-05	2.67E-05	5.61E-07	1.05E-06	1.80E-06	1.49E-05	5.49E-05	1.47E-04
PBDE 181	189084-67-1	Water	Marine	57	5.46E-06	8.39E-06	2.07E-07	5.12E-07	1.46E-06	5.89E-06	1.67E-05	3.84E-05
PBDE 126	366791-32-4	Water	Marine	54	1.81E-06	2.76E-06	1.18E-07	2.55E-07	6.93E-07	2.21E-06	4.40E-06	1.36E-05
PBDE 116	189084-65-9	Water	Marine	53	5.03E-06	7.48E-06	2.42E-07	7.14E-07	2.06E-06	5.89E-06	1.39E-05	3.64E-05
PBDE 190	189084-68-2	Water	Marine	53	1.14E-05	2.13E-05	3.03E-07	9.50E-07	2.22E-06	8.56E-06	4.24E-05	1.17E-04
PBDE 010	51930-04-2	Water	Marine	51	4.55E-07	3.13E-07	1.18E-07	2.03E-07	3.76E-07	6.51E-07	9.51E-07	1.44E-06

Compound	CASNumber	Media	Type	count	mean	std	min	25%	50%	75%	90%	max
PBDE 047	5436-43-1	Water	Marine	51	4.84E-07	4.59E-07	1.18E-07	2.00E-07	3.72E-07	4.02E-07	1.26E-06	1.83E-06
PBDE 071	189084-62-6	Water	Marine	51	1.39E-06	3.91E-06	1.19E-07	2.71E-07	3.72E-07	4.11E-07	2.19E-06	2.06E-05
PBDE 066	189084-61-5	Water	Marine	50	1.28E-06	3.84E-06	1.33E-07	3.52E-07	3.76E-07	4.29E-07	2.84E-06	2.71E-05
PBDE 075	189084-63-7	Water	Marine	46	1.08E-06	1.83E-06	1.18E-07	3.02E-07	3.74E-07	1.43E-06	2.25E-06	1.13E-05
PBDE 183	207122-16-5	Water	Marine	46	3.68E-06	5.41E-06	1.59E-07	5.35E-07	8.86E-07	5.60E-06	1.06E-05	2.73E-05
PBDE 035	147217-80-9	Water	Marine	45	1.50E-05	3.32E-05	1.26E-07	2.76E-07	7.64E-07	9.19E-06	4.60E-05	1.69E-04
PBDE 100	189084-64-8	Water	Marine	45	1.48E-06	1.73E-06	1.18E-07	2.73E-07	8.60E-07	1.48E-06	4.13E-06	7.49E-06
PBDE 085	182346-21-0	Water	Marine	44	3.60E-06	4.01E-06	2.49E-07	7.17E-07	2.31E-06	3.99E-06	9.47E-06	1.74E-05
PBDE 099	60348-60-9	Water	Marine	44	2.27E-06	2.76E-06	1.52E-07	3.99E-07	1.35E-06	2.20E-06	5.96E-06	1.25E-05
PBDE 153	68631-49-2	Water	Marine	44	3.13E-06	6.17E-06	2.09E-07	4.04E-07	1.02E-06	2.01E-06	6.48E-06	2.83E-05
PBDE 119	189084-66-0	Water	Marine	43	4.37E-06	4.90E-06	2.50E-07	6.48E-07	2.16E-06	6.86E-06	1.15E-05	1.98E-05
PBDE 138	182677-30-1	Water	Marine	42	5.05E-06	9.56E-06	2.55E-07	5.10E-07	1.54E-06	2.69E-06	1.25E-05	4.60E-05
PBDE 140	243982-83-4	Water	Marine	42	6.26E-06	1.39E-05	1.64E-07	3.80E-07	8.97E-07	1.89E-06	2.15E-05	6.42E-05
PBDE 154	207122-15-4	Water	Marine	42	1.95E-06	3.54E-06	1.18E-07	2.85E-07	5.80E-07	1.18E-06	5.88E-06	1.66E-05
PBDE 155	35854-94-5	Water	Marine	42	4.15E-06	1.08E-05	1.18E-07	2.51E-07	5.69E-07	2.48E-06	1.23E-05	6.43E-05
PBDE 203	337513-72-1	Water	Marine	41	2.37E-05	2.91E-05	3.61E-07	1.25E-06	8.96E-06	3.87E-05	5.89E-05	1.17E-04
PBDE 207	437701-79-6	Water	Marine	41	1.21E-05	2.15E-05	2.21E-07	6.29E-07	1.72E-06	1.57E-05	3.47E-05	9.61E-05
3,4-Dichloroaniline	95-76-1	Water	Marine	0	-	-	-	-	-	-	-	-
PBDE 206	63387-28-0	Water	Marine	40	1.23E-05	1.91E-05	3.69E-07	1.51E-06	3.14E-06	2.00E-05	3.29E-05	7.92E-05
CARBARYL	63-25-2	Water	Marine	37	4.08E-02	7.10E-02	9.90E-03	1.00E-02	1.00E-02	1.00E-02	2.00E-01	2.00E-01
Imidacloprid	138261-41-3	Water	Marine	1	8.00E-03	-	8.00E-03	8.00E-03	8.00E-03	8.00E-03	8.00E-03	8.00E-03
PBDE 208	437701-78-5	Water	Marine	36	1.37E-05	2.22E-05	3.09E-07	7.85E-07	2.34E-06	2.25E-05	3.82E-05	1.04E-04
L-Domoic acid	14277-97-5	Water	Marine	20	2.75E-02	1.04E-02	1.00E-02	2.73E-02	3.30E-02	3.30E-02	3.30E-02	3.70E-02
PBDE 037	147217-81-0	Water	Marine	35	1.43E-06	1.95E-06	2.26E-07	5.41E-07	7.02E-07	1.47E-06	3.36E-06	1.04E-05
Simazine	122-34-9	Water	Marine	0	-	-	-	-	-	-	-	-
Fipronil-desulfinyl	205650-65-3	Water	Marine	31	6.93E-04	4.01E-04	5.00E-04	5.00E-04	5.00E-04	9.95E-04	1.00E-03	2.50E-03
Fipronil-sulfide	120067-83-6	Water	Marine	31	6.94E-04	4.02E-04	5.00E-04	5.00E-04	5.00E-04	1.00E-03	1.00E-03	2.50E-03
Fipronil-sulfone	120068-36-2	Water	Marine	31	1.03E-03	9.91E-04	5.00E-04	5.00E-04	5.00E-04	2.00E-03	2.00E-03	5.00E-03
PBDE 209	1163-19-5	Water	Marine	31	7.05E-05	6.85E-05	1.67E-05	2.13E-05	4.08E-05	7.08E-05	1.96E-04	2.40E-04
PROPICONAZOLE	60207-90-1	Water	Marine	1	3.00E-03	-	3.00E-03	3.00E-03	3.00E-03	3.00E-03	3.00E-03	3.00E-03
Tetramethrin	7696-12-0	Water	Marine	26	2.02E-04	1.12E-04	1.00E-04	2.00E-04	2.00E-04	2.00E-04	2.00E-04	7.00E-04
Microcystin LA	96180-79-9	Water	Marine	20	1.20E-01	6.50E-02	1.00E-02	1.19E-01	1.55E-01	1.55E-01	1.55E-01	1.72E-01
Microcystin LR	101043-37-2	Water	Marine	20	9.77E-02	5.20E-02	1.00E-02	9.70E-02	1.26E-01	1.26E-01	1.26E-01	1.40E-01
Microcystin RR	111755-37-4	Water	Marine	20	4.03E-02	1.80E-02	1.00E-02	4.00E-02	5.00E-02	5.00E-02	5.00E-02	5.60E-02
Microcystin YR	101064-48-6	Water	Marine	20	8.11E-02	4.22E-02	1.00E-02	8.05E-02	1.04E-01	1.04E-01	1.04E-01	1.15E-01
Nodularin	118399-22-7	Water	Marine	20	3.05E-02	1.21E-02	1.00E-02	3.03E-02	3.70E-02	3.70E-02	3.70E-02	4.10E-02
Okadaic acid	78111-17-8	Water	Marine	20	4.26E-02	1.93E-02	1.00E-02	4.23E-02	5.30E-02	5.30E-02	5.30E-02	5.90E-02
Anatoxin a	64285-06-9,85514-42-7	Water	Marine	19	9.49E-02	2.76E-02	5.00E-02	8.05E-02	1.11E-01	1.11E-01	1.11E-01	1.11E-01
PBDE 205	446255-56-7	Water	Marine	19	6.83E-05	5.67E-05	3.72E-07	3.57E-05	5.63E-05	8.30E-05	1.66E-04	2.00E-04
Acetophenone	98-86-2	Water	Marine	16	4.00E-01	5.73E-17	4.00E-01	4.00E-01	4.00E-01	4.00E-01	4.00E-01	4.00E-01
Polyoxyethylene branched-C9-alkylphenol (mixture)	68412-54-4	Water	Marine	15	3.92E-01	9.13E-02	3.20E-01	3.20E-01	3.20E-01	5.00E-01	5.00E-01	5.00E-01

Compound	CASNumber	Media	Type	count	mean	std	min	25%	50%	75%	90%	max
PBDE 197	117964-21-3	Water	Marine	11	2.95E-05	2.09E-05	5.25E-06	1.80E-05	2.39E-05	3.36E-05	6.33E-05	7.10E-05
Butyl benzyl phthalate	85-68-7	Water	Marine	7	3.45E-01	6.52E-01	5.10E-02	5.10E-02	5.10E-02	2.06E-01	9.36E-01	1.80E+00
2-(4-nonylphenoxy)ethanol	104-35-8	Water	Marine	6	1.60E+00	2.43E-16	1.60E+00	1.60E+00	1.60E+00	1.60E+00	1.60E+00	1.60E+00
2-[2-(4-nonylphenoxy)ethoxy]ethanol (mixture)	20427-84-3 (or 9016-45-9)	Water	Marine	6	3.20E+00	4.86E-16	3.20E+00	3.20E+00	3.20E+00	3.20E+00	3.20E+00	3.20E+00
4-n-Octylphenol	1806-26-4	Water	Marine	6	2.00E-01	3.04E-17	2.00E-01	2.00E-01	2.00E-01	2.00E-01	2.00E-01	2.00E-01
4-nonylphenol	104-40-5	Water	Marine	6	1.60E+00	2.43E-16	1.60E+00	1.60E+00	1.60E+00	1.60E+00	1.60E+00	1.60E+00
4-tert-Octylphenol	140-66-9	Water	Marine	6	4.00E-01	6.08E-17	4.00E-01	4.00E-01	4.00E-01	4.00E-01	4.00E-01	4.00E-01
Atrazine	1912-24-9	Water	Marine	6	2.00E-01	3.04E-17	2.00E-01	2.00E-01	2.00E-01	2.00E-01	2.00E-01	2.00E-01
BROMACIL	314-40-9	Water	Marine	6	8.00E-01	1.22E-16	8.00E-01	8.00E-01	8.00E-01	8.00E-01	8.00E-01	8.00E-01
Camphor	76-22-2	Water	Marine	6	2.00E-01	3.04E-17	2.00E-01	2.00E-01	2.00E-01	2.00E-01	2.00E-01	2.00E-01
Indole	120-72-9	Water	Marine	6	2.00E-01	3.04E-17	2.00E-01	2.00E-01	2.00E-01	2.00E-01	2.00E-01	2.00E-01
Isoborneol	124-76-5	Water	Marine	6	2.00E-01	3.04E-17	2.00E-01	2.00E-01	2.00E-01	2.00E-01	2.00E-01	2.00E-01
Limonene, d-	5989-27-5	Water	Marine	6	2.00E-01	3.04E-17	2.00E-01	2.00E-01	2.00E-01	2.00E-01	2.00E-01	2.00E-01
Menthol	1490-04-6	Water	Marine	6	2.00E-01	3.04E-17	2.00E-01	2.00E-01	2.00E-01	2.00E-01	2.00E-01	2.00E-01
Methyl salicylate	119-36-8	Water	Marine	6	2.00E-01	3.04E-17	2.00E-01	2.00E-01	2.00E-01	2.00E-01	2.00E-01	2.00E-01
Methylindole, 3-	83-34-1	Water	Marine	6	2.00E-01	3.04E-17	2.00E-01	2.00E-01	2.00E-01	2.00E-01	2.00E-01	2.00E-01
OXADIAZON	19666-30-9	Water	Marine	6	1.00E-03	0.00E+00	1.00E-03	1.00E-03	1.00E-03	1.00E-03	1.00E-03	1.00E-03
Tri-n-butyl phosphate	126-73-8	Water	Marine	6	2.00E-01	3.04E-17	2.00E-01	2.00E-01	2.00E-01	2.00E-01	2.00E-01	2.00E-01
Trichlorfon	52-68-6	Water	Marine	6	3.00E-02	0.00E+00	3.00E-02	3.00E-02	3.00E-02	3.00E-02	3.00E-02	3.00E-02
Triphenyl phosphate	115-86-6	Water	Marine	6	2.00E-01	3.04E-17	2.00E-01	2.00E-01	2.00E-01	2.00E-01	2.00E-01	2.00E-01
Tris(1,3-dichloro-2-propyl) phosphate	13674-87-8	Water	Marine	6	2.00E-01	3.04E-17	2.00E-01	2.00E-01	2.00E-01	2.00E-01	2.00E-01	2.00E-01
Tris(2-butoxyethyl) phosphate	78-51-3	Water	Marine	6	2.00E-01	3.04E-17	2.00E-01	2.00E-01	2.00E-01	2.00E-01	2.00E-01	2.00E-01
Tris(2-chloroethyl) phosphate	115-96-8	Water	Marine	6	2.00E-01	3.04E-17	2.00E-01	2.00E-01	2.00E-01	2.00E-01	2.00E-01	2.00E-01
benzophenone	119-61-9	Water	Marine	6	2.00E-01	3.04E-17	2.00E-01	2.00E-01	2.00E-01	2.00E-01	2.00E-01	2.00E-01
bisphenol a	80-05-7	Water	Marine	6	4.00E-01	6.08E-17	4.00E-01	4.00E-01	4.00E-01	4.00E-01	4.00E-01	4.00E-01
caffeine	58-08-2	Water	Marine	6	2.00E-01	3.04E-17	2.00E-01	2.00E-01	2.00E-01	2.00E-01	2.00E-01	2.00E-01
cotinine	486-56-6	Water	Marine	6	8.00E-01	1.22E-16	8.00E-01	8.00E-01	8.00E-01	8.00E-01	8.00E-01	8.00E-01
galaxolide	1222-05-5	Water	Marine	6	2.00E-01	3.04E-17	2.00E-01	2.00E-01	2.00E-01	2.00E-01	2.00E-01	2.00E-01
sitosterol, beta-	83-46-5	Water	Marine	6	1.60E+00	2.43E-16	1.60E+00	1.60E+00	1.60E+00	1.60E+00	1.60E+00	1.60E+00
tonalide	21145-77-7	Water	Marine	6	2.00E-01	3.04E-17	2.00E-01	2.00E-01	2.00E-01	2.00E-01	2.00E-01	2.00E-01
triclosan	3380-34-5	Water	Marine	6	2.00E-01	3.04E-17	2.00E-01	2.00E-01	2.00E-01	2.00E-01	2.00E-01	2.00E-01
triethyl citrate	77-93-0	Water	Marine	6	2.00E-01	3.04E-17	2.00E-01	2.00E-01	2.00E-01	2.00E-01	2.00E-01	2.00E-01
6:2 FTS	27619-97-2	Water	Marine	3	2.00E-04	0.00E+00	2.00E-04	2.00E-04	2.00E-04	2.00E-04	2.00E-04	2.00E-04
8:2 FTS	39108-34-4	Water	Marine	3	2.00E-04	0.00E+00	2.00E-04	2.00E-04	2.00E-04	2.00E-04	2.00E-04	2.00E-04
N-EtFOSAA	909405-49-8	Water	Marine	2	2.00E-04	0.00E+00	2.00E-04	2.00E-04	2.00E-04	2.00E-04	2.00E-04	2.00E-04
N-MeFOSAA	2355-31-9	Water	Marine	3	2.00E-04	0.00E+00	2.00E-04	2.00E-04	2.00E-04	2.00E-04	2.00E-04	2.00E-04
PFBS	375-73-5	Water	Marine	3	5.00E-04	0.00E+00	5.00E-04	5.00E-04	5.00E-04	5.00E-04	5.00E-04	5.00E-04
PFDA	335-76-2	Water	Marine	1	2.00E-04	-	2.00E-04	2.00E-04	2.00E-04	2.00E-04	2.00E-04	2.00E-04
PFDS	335-77-3	Water	Marine	3	2.00E-04	0.00E+00	2.00E-04	2.00E-04	2.00E-04	2.00E-04	2.00E-04	2.00E-04
PFDoA	307-55-1	Water	Marine	3	2.00E-04	0.00E+00	2.00E-04	2.00E-04	2.00E-04	2.00E-04	2.00E-04	2.00E-04
PFHpA	375-85-9	Water	Marine	0	-	-	-	-	-	-	-	-

Compound	CASNumber	Media	Type	count	mean	std	min	25%	50%	75%	90%	max
PFHxA	307-24-4	Water	Marine	0	-	-	-	-	-	-	-	-
PFHxS	355-46-4	Water	Marine	1	2.00E-04	-	2.00E-04	2.00E-04	2.00E-04	2.00E-04	2.00E-04	2.00E-04
PFNA	375-95-1	Water	Marine	0	-	-	-	-	-	-	-	-
PFOA	335-67-1	Water	Marine	0	-	-	-	-	-	-	-	-
PFOS	1763-23-1	Water	Marine	0	-	-	-	-	-	-	-	-
PFOSA	754-91-6	Water	Marine	1	2.00E-04	-	2.00E-04	2.00E-04	2.00E-04	2.00E-04	2.00E-04	2.00E-04
PFPeA	2706-90-3	Water	Marine	1	3.00E-04	-	3.00E-04	3.00E-04	3.00E-04	3.00E-04	3.00E-04	3.00E-04
PFOA	2058-94-8	Water	Marine	3	3.00E-04	0.00E+00	3.00E-04	3.00E-04	3.00E-04	3.00E-04	3.00E-04	3.00E-04
diphenylhydrazine, 1,2-trifluralin	122-66-7	Water	Marine	2	1.80E+00	1.70E+00	6.00E-01	1.20E+00	1.80E+00	2.40E+00	2.76E+00	3.00E+00
Desulfinylfipronil Amide	1115248-09-3	Water	Marine	1	8.00E-04	-	8.00E-04	8.00E-04	8.00E-04	8.00E-04	8.00E-04	8.00E-04
FLUTOLANIL	66332-96-5	Water	Marine	1	4.00E-04	-	4.00E-04	4.00E-04	4.00E-04	4.00E-04	4.00E-04	4.00E-04
Iprodione	36734-19-7	Water	Marine	1	8.00E-03	-	8.00E-03	8.00E-03	8.00E-03	8.00E-03	8.00E-03	8.00E-03
MYCLOBUTANIL	88671-89-0	Water	Marine	1	1.00E-03	-	1.00E-03	1.00E-03	1.00E-03	1.00E-03	1.00E-03	1.00E-03
Metconazole	125116-23-6	Water	Marine	1	1.00E-02	-	1.00E-02	1.00E-02	1.00E-02	1.00E-02	1.00E-02	1.00E-02
Pyraclostrobin	175013-18-0	Water	Marine	1	4.00E-04	-	4.00E-04	4.00E-04	4.00E-04	4.00E-04	4.00E-04	4.00E-04
RPA 200766	205650-69-7	Water	Marine	1	1.60E-03	-	1.60E-03	1.60E-03	1.60E-03	1.60E-03	1.60E-03	1.60E-03
Tebuconazole	107534-96-3	Water	Marine	1	2.00E-03	-	2.00E-03	2.00E-03	2.00E-03	2.00E-03	2.00E-03	2.00E-03
Trifloxystrobin	141517-21-7	Water	Marine	1	4.00E-04	-	4.00E-04	4.00E-04	4.00E-04	4.00E-04	4.00E-04	4.00E-04

APPENDIX D – SELECTION OF MTLs FROM ECOTOXICOLOGY DATABASES

Here we provide examples for the searches for MTLs.

Example 1- Determination of the MTL for atrazine is 1 ug/L using the USEPA Aquatic Benchmark database.

For the chemical Atrazine (CAS # 1912-24-9) in freshwater systems, the lowest toxicity value is 1 ug/L for non-vascular plants (Figure D.1). This is an acute value (see footnote). Since there are higher chronic values available for this chemical, no acute:chronic safety factor was applied. The final MTL for Atrazine was determined to be 1 ug/L since Atrazine is not considered an endocrine disruptor in the Comptox Database. For marine waters, we applied a safety factor of 10, so the MTL was determined to be 0.1 ug/L.

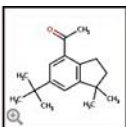
Pesticide	Year Updated	CAS number	Freshwater Vertebrate		Freshwater Invertebrates		Nonvascular Plants ⁵	Vascular Plants ⁶	Office of Water Aquatic Life Criteria	
			Acute ¹	Chronic ²	Acute ³	Chronic ⁴			Acute	Chronic
Atrazine ↗	2016	1912-24-9	2650	5	360	60	<1	4.6		

Figure D.1 Example screenshot of the U.S. Environmental Protection Agency (EPA) Aquatic Benchmark database output for atrazine, in micrograms per liter (ug/L).

5 Benchmark = Toxicity value x LOC. For nonvascular plants, toxicity value is usually a short-term (less than 10 days) EC50 (usually with green algae or diatoms), and the LOC is 1.

Example 2 – Determination of the MTL for Celestolide is 0.36 ug/L using the EPA CompTox database

For the chemical Celestolide (CAS# 13171-00-1), the CompTox database was used by inputting the CAS #. Then on the left side of the table, press the tab for Hazard. On the banner at the top of the table that appears, press the button for point of departure and the button for Eco. Then sort the value for the lowest value by hitting the tab that says “value” and the arrow should point up (Figure D.2). The lowest toxicity value is 36 ug/L (3.6e-2 mg/L) for acute copepod delayed development (Figure D.2). An acute:chronic safety factor of 10 was applied to this toxicity value. Given that Celestolide is considered an endocrine disruptor, an additional safety factor of 10 was applied. The final MTLs for Celestolide was determined to be 0.36 ug/L (36 ug.L-1/100 Safety factor).



Celestolide
 13171-00-1 | DTXSID9044536
 Searched by DTXSID

Hazard: Point of Departure

Point of Departure human eco

EXPORT

More	Priority	Source	Type	Subtype	Risk Assessment	Qualifi er	Value ↑	Units	Study Type	Exposure Route	Critical effect	Species	Year
	3	ECOTOX	EC10	-	acute development	-	3.60e-2	mg/L	Develop...	Renewal	Slowed, Retarded, Delayed or Non- development	calanoid...	2003
	3	ECOTOX	EC50	-	acute development	-	0.160	mg/L	Develop...	Renewal	Slowed, Retarded, Delayed or Non- development	calanoid...	2003
	3	ECOTOX	NOEC	-	acute mortality	-	0.240	mg/L	Mortality	Renewal	Survival	calanoid...	2003
	3	ECOTOX	LOEC	-	acute mortality	-	0.600	mg/L	Mortality	Renewal	Survival	calanoid...	2003
	3	ECOTOX	NOEC	-	acute mortality	-	1.50	mg/L	Mortality	Renewal	Hatch	calanoid...	2003

Figure D.2. Example screenshot of searching the U.S. Environmental Protection Agency (EPA) CompTox database for the compound celestolide by inputting its Chemical Abstract Service number (CAS#) 13171-00-1.

An example for determining whether or not a chemical is an endocrine disruptor. In the case of celestolide, press the tab on the left that is entitled Executive Summary and follow the list to almost the bottom of the page. There is a heading labeled “Endocrine System.” In the example below we see that the EPA suggests that celestolide has the potential for being an endocrine disruptor.

- Endocrine System

Endocrine Disruption Potential – Significant. Estrogen and Androgen Receptor activity seen. Chemical was positive in 4 ER assays (out of 18) and was positive in 3 AR assays (tested in 14).

Example 3 – Determination of the MTL for Albuterol is 1713 ug/L using the Norman database.

For the chemical Albuterol (CAS # 18559-94-9), there was no toxicity value available in the CompTox database nor in the Norman Ecotox database for experimental values. The Norman lowest PNEC database was assessed to obtain the toxicity value. To access this database, go to the Norman overall database, select search all databases. Input the CAS# and search. At the bottom of the screen, there are several database options. Selecting ECO will get the value for the lowest PNEC (Figure D.3).

ADD to basket Basket 0

Show entries Search:

<input type="checkbox"/>	NORMAN ID	Substance	CAS No.	Lowest PNEC (in µg/L)	
<input type="checkbox"/>	NS00000415	Albuterol	CAS_RN: 18559-94-9	17.13347	Details
<input type="checkbox"/>	NORMAN ID	Substance	CAS No.	Lowest PNEC (in µg/L)	

Showing 1 to 1 of 1 entries Previous Next

[Cancel](#)

Figure D.3 Example screenshot of output from searching the Norman lowest predicted no effects level (PNEC) database for the compound albuterol.

The toxicity value for Albuterol in Norman is 17.13, which is a predicted short-term EC50 for *Selenastrum capricornutum*. As indicated in Figure D.4, a safety factor of 1000 was applied. For the MTL development, we removed the Norman safety factor (17.13*1000 = 17130) and applied our own safety factor. Since this is an acute study, an acute:chronic safety factor of 10 was applied to the original toxicity value. The final MTL was determined to be 1713 given that Albuterol is not considered an endocrine disruptor.

Institution (PNEC):	NORMAN
Environmental medium:	freshwater
Legal status:	P-QC water
Protected asset:	freshwater aquatic life
PNEC type:	P-PNEC pred
Monitoring frequency:	annual average
Taxonomic group:	algae and plants
Species:	<i>Selenastrum capricornutum</i>
Key endpoint:	EC50
Duration:	72 h
Applied AF:	1000
Justification:	One predicted short-term L(E)C50 from each of three trophic levels (i.e. base set)
Derivation method:	Deterministic
Value:	17.13347

Figure D.4 Example screenshot showing full record details for albuterol in the Norman lowest predicted no effects concentration (PNEC) database.

APPENDIX E – ‘NEW CECs’

Table E.1 New constituents of emerging concern (CECs), not in the State Water Board dataset, considered by the Panel. The compound’s Chemical Abstract Services number is the CASRN, the measured environmental concentration is the MEC, the monitoring trigger level is MTL, and the monitoring trigger quotient is the MTQ. Data presented are the number (n), minimum (min), and maximum (max) values for each CEC. Units are micrograms per liter (ug/L) unless otherwise specified. MTQ for this table was derived by dividing MECMAX by MTL. Only those MTQ values above 1 are listed.

Compound	CASRN	ME C n	Median or mean	MEC min	MEC max	ME C units	MTL ug/L	MTQ	Datasource
Dextromethorphan	125-71-3	-	1.8	0.47	0.037	ug/L	16.2	-	Overdahl et al 2021
Irbesartan	138402-11-6	-	3.3	0.43	0.0088	ug/L	0.27	-	Overdahl et al 2021
Pramoxine	140-65-8	-	0.1	0.064	0.000064	ug/L	562	-	Overdahl et al 2021
Sulfapyridine	144-83-2	-	2.2	0.068	0.062	ug/L	100	-	Overdahl et al 2021
Prometon	1610-18-0	-	1.2	0.18	0.019	ug/L	98	-	Overdahl et al 2021
Iminostilbene	256-96-2	-	10.1	1.5	0.034	ug/L	22.5	-	Overdahl et al 2021
Rosuvastatin	287714-41-4	-	0.9	0.88	0.00088	ug/L	26.9	-	Overdahl et al 2021
Tertbutylazin-desethyl	30125-63-4	-	4.4	0.79	0.011	ug/L	10.7	-	Overdahl et al 2021
Thiencazone-methyl	317815-83-1	-	0.6	0.63	0.00063	ug/L	800	-	Overdahl et al 2021
cis-Diltiazem	34933-06-7	-	1.1	0.15	0.0035	ug/L	22.5	-	Overdahl et al 2021

Compound	CASRN	ME C n	Median or mean	MEC min	MEC max	ME C units	MTL ug/L	MTQ	Datasource
Fluoxastrobin	361377-29-9	-	0.3	0.18	0.00033	ug/L	4.5	-	Overdahl et al 2021
Genistein	446-72-0	-	9.3	0.43	0.027	ug/L	0.3	-	Overdahl et al 2021
Metalaxyl	57837-19-1	-	0.6	0.58	0.00058	ug/L	1200	-	Overdahl et al 2021
Fluridone	59756-60-4	-	2.2	0.71	0.038	ug/L	48	-	Overdahl et al 2021
Metsulfuron-methyl	74223-64-6	-	1.6	1.6	0.016	ug/L	360	-	Overdahl et al 2021
Imazapyr	81334-34-1	-	1.1	0.66	0.0014	ug/L	24	-	Overdahl et al 2021
Quinclorac	84087-01-4	-	1.0	0.51	0.0015	ug/L	16,000	-	Overdahl et al 2021
1,2,3-Benzotriazole	95-14-7	-	204.7	4.3	0.792	ug/L	100	-	Overdahl et al 2021
6PPD-quinone	No CAS	6	525.0	280	3.200	ug/L	0.059	54.2	Tian et al 2021
Methyltriclosan	4640-01-1	3	-	0	0.05	ug/L	100	-	UBA database
Pentoxifylline	6493-05-6	372	0	0	0.098	ug/L	601	-	UBA database
Minocycline	10118-90-8	293	0	0	0.033	ug/L	21.9	-	UBA database
Risperidone	106266-06-2	32	0	0	0.0014	ug/L	38.3	-	UBA database
Nordiazepam	1088-11-5	302	-	0	0.0123	ug/L	4.33	-	UBA database

Compound	CASRN	ME C n	Median or mean	MEC min	MEC max	ME C units	MTL ug/L	MTQ	Datasource
Duloxetine	116539-59-4	302	-	0	0.00328	ug/L	17.5	-	UBA database
Dextrorphan	125-73-5	-	0.05	-	-	ug/L	136	-	UBA database
Demeclocycline	127-33-3	344	0	0	23.5	ug/L	21.1	1.11	UBA database
Quinine	130-95-0	302	-	0	0.0132	ug/L	76.6	-	UBA database
Chlorphenamine	132-22-9	302	-	0	0.0128	ug/L	-	-	UBA database
Lamivudine	134678-17-4	302	-	0	0.0161	ug/L	1997	-	UBA database
Lamotrigine-2N-glucuronide	133310-19-7	-	0.095	-	-	ug/L	2.9	-	UBA database
Abacavir	136470-78-5	302	-	0	0.0154	ug/L	0.56	-	UBA database
Lidocaine	137-58-6	302	-	0	0.438	ug/L	467	-	UBA database
Amprolium	137-88-2	121	-	0.288	0.288	ug/L	1788	-	UBA database
4-Epichlortetracycline	14297-93-9	247	0	0	0	ug/L	-	-	UBA database
Desmethylocitalopram	62498-67-3	7	0.0239	0	0.00064	ug/L	49.7	-	UBA database
N-Desmethylvenlafaxine	149289-30-5	15	0.0688	0.00003	0.00201	ug/L	661.4	-	UBA database
17-beta-estradiol-3-glucuronide	14982-12-8	20	-	0	0.00083	ug/L	-	-	UBA database

Compound	CASRN	ME C n	Median or mean	MEC min	MEC max	ME C units	MTL ug/L	MTQ	Datasource
Desmethyldextrorphan	1531-21-0 ???	-	0.01	-	-	ug/L	226.3	-	UBA database
Dextropropoxyphene	1639-60-7	312	0	0	0.00081	ug/L	1090	-	UBA database
Metaxalone	1665-48-1	302	-	0	0.469	ug/L	1529	-	UBA database
Monensin	17090-79-8	430	0.00059	0	1172	ug/L	136	8.62	UBA database
17-beta-estradiol-17-glucuronide	1806-98-0	20	-	0	0.00122	ug/L	-	-	UBA database
Clindamycin	18323-44-9	229	0	0	1.15	ug/L	170	-	UBA database
Tiotropium bromide	186691-13-4	302	-	0	0.0363	ug/L	223	-	UBA database
Oseltamivir	196618-13-0	302	-	0	0.0103	ug/L	1302	-	UBA database
Meclocycline	2013-58-3	212	0.015	0	167.5	ug/L	12.8	13.1	UBA database
p-Hydroxyatorvastatin	214217-86-6???	12	0.005	0.005	0.005	ug/L	-	-	UBA database
Sulfachloropyridazine	23282-55-5	823	0.00075	0	3	ug/L	-	-	UBA database
Anhydroerythromycin	23893-13-2	60	-	0.16	4.2	ug/L	24.6	-	UBA database
Sulfadoxine	2447-57-6	-	0.004	-	-	ug/L	147	-	UBA database
Estrone-3-glucuronide	2479-90-5	20	-	0.00057	0.00185	ug/L	-	-	UBA database

Compound	CASRN	ME C n	Median or mean	MEC min	MEC max	ME C units	MTL ug/L	MTQ	Datasource
o-Hydroxyatorvastatin	265989-46-6???	12	0.004	0.004	0.004	ug/L	-	-	UBA database
Tramadol	27203-92-5	302	-	0	12572	ug/L	865	14.5	UBA database
Fenoprofen	31879-05-7	95	0	0	0.142	ug/L	260	-	UBA database
17-beta-estradiol-17-sulfate	3233-69-0	20	-	0	0.047	ug/L	-	-	UBA database
Bupropion	34911-55-2	302	0.038818	0	0.345	ug/L	440	-	UBA database
10,11-Dihydrocarbamazepine	3564-73-6	-	0.08	-	-	ug/L	239	-	UBA database
10-Hydroxy-carbamazepine	366012-69-3	-	0.255	-	-	ug/L	-	-	UBA database
Metoprolol	37350-58-6	394	0.06635	0	0.571	ug/L	880	-	UBA database
Triamterene	396-01-1	312	0.0023	0	0.371	ug/L	1	-	UBA database
Penciclovir	39809-25-1	302	-	0	0.252	ug/L	411	-	UBA database
Nadolol	42200-33-9	317	0	0	0.149	ug/L	6210	-	UBA database
Norcodeine	467-15-2	42	-	0.021	0.021	ug/L	638	-	UBA database
17-beta-Estradiol-3-sulfate	481-96-9	26	-	0	0.00925	ug/L	-	-	UBA database
Sitagliptin	486460-32-6	302	-	0	0.1839	ug/L	92.5	-	UBA database

Compound	CASRN	ME C n	Median or mean	MEC min	MEC max	ME C units	MTL ug/L	MTQ	Datasource
Fenofibrate	49562-28-9	436	0	0	1.4	ug/L	16.9	-	UBA database
Cyclophosphamide	50-18-0	19	0	0	0.005	ug/L	40,000	-	UBA database
Rosuvastatin lactone	503610-43-3	7	-	0	0.0707	ug/L	-	-	UBA database
Medroxyprogesterone	520-85-4	94	-	0	0.08	ug/L	500	-	UBA database
Salinomycin	53003-10-4	20	0.013	0.007	0.007	ug/L	16.4	-	UBA database
Methocarbamol	532-03-6	302	-	0	24918	ug/L	2488	10.02	UBA database
Indometacin	53-86-1	406	0	0	0.15	ug/L	100	-	UBA database
Narasin	55134-13-9	20	0.019	0.038	0.038	ug/L	290	-	UBA database
Metoprolol acid	56392-14-4	-	0.074	-	-	ug/L	4775	-	UBA database
Morphine	57-27-2	302	-	0	0.326	ug/L	538	-	UBA database
Theophylline	58-55-9	304	-	0	0.0753	ug/L	9630	-	UBA database
10,11-Dihydro-10,11-Dihydroxy carbamazepine	58955-93-4	3	0.002	0.002	0.002	ug/L	365	-	UBA database
Acyclovir	59277-89-3	302	-	0	1.59	ug/L	560	-	UBA database
Erythromycin-A dihydrate	59319-72-1	-	0.062	-	-	ug/L	-	-	UBA database

Compound	CASRN	ME C n	Median or mean	MEC min	MEC max	ME C units	MTL ug/L	MTQ	Datasource
Gabapentin	60142-96-3	1	0.054	0.054	0.054	ug/L	1183	-	UBA database
Norcitalopram	62498-67-3	-	0.074	-	-	ug/L	49.7	-	UBA database
Meclofenamic acid	644-62-2	9	0.107	0.115	0.115	ug/L	9.7	-	UBA database
Sulfamethoxine	651-06-9	-	0.007	-	-	ug/L	103	-	UBA database
Hydroxyzine	68-88-2	302	-	0	0.00805	ug/L	2.57	-	UBA database
Ivermectin	70288-86-7	34	-	0	0.088	ug/L	3E-07	2.93E5	UBA database
p-Toluenesulfonamide	70-55-3	96	-	0.63	0.63	ug/L	7700	-	UBA database
Omeprazole	73590-58-6	302	-	0	0.0154	ug/L	0.6	-	UBA database
Lovastatin	75330-75-5	10	-	0.0183	0.0183	ug/L	0.01	-	UBA database
Enalaprilat	76420-72-9	2	-	0	0.076	ug/L	705	-	UBA database
Famotidine	76824-35-6	302	-	0	0.51	ug/L	11.1	-	UBA database
Methadone	76-99-3	302	-	0	0.0365	ug/L	58.7	-	UBA database
Butalbital	77-26-9	2	-	0.005	0.005	ug/L	922	-	UBA database
Loratadine	79794-75-5	302	-	0	0.00255	ug/L	380	-	UBA database

Compound	CASRN	ME C n	Median or mean	MEC min	MEC max	ME C units	MTL ug/L	MTQ	Datasource
Simvastatin	79902-63-9	27	0.000333	0	0.001	ug/L	43.5	-	UBA database
Spiramycin	8025-81-8	41	-	0	0.356	ug/L	11.9	-	UBA database
Fexofenadine	83799-24-0	302	-	0.00647	38938	ug/L	5.34	7,292	UBA database
Cetirizine	83881-51-0	-	0.07	-	-	ug/L	41.1	-	UBA database
Temazepam	846-50-4	302	-	0	0.241	ug/L	5.69	-	UBA database
Fluconazole	86386-73-4	302	-	0	0.48187	ug/L	30	-	UBA database
Desmethylsertraline	87857-41-8	302	0.0005	0	0.0294	ug/L	14.2	-	UBA database
Clofibric acid	882-09-7	429	0.016333	0	0.63	ug/L	0.1	-	UBA database
Fluticasone	90566-53-3	302	-	0	0.0007	ug/L	802	-	UBA database
Pseudoephedrine	90-82-4	343	-	0	3.3	ug/L	-	-	UBA database
Hydroxybupropion	92264-81-8	-	0.15	-	-	ug/L	-	-	UBA database
Desvenlafaxine	93413-62-8	359	134.1355	0	1018	ug/L	-	-	UBA database
Propylparaben	94-13-3	2	-	0	0.003	ug/L	295	-	UBA database
6-OH-BDE 90	No CAS	2	0.0	0.01	0.04	ng/L	-	-	Kerrigan et al.

Compound	CASRN	ME C n	Median or mean	MEC min	MEC max	ME C units	MTL ug/L	MTQ	Datasource
alpha-Cyhalothrin	68085-85-8	133	0.0	0.01	6.7	ng/L	0.0012	-	Sengupta et al.
Aminomethylphosphonic acid	1066-51-9	27	0.0	0.01	0.35	ng/L	10,000	-	Smalling et al 2012
Clomazone	81777-89-1	27	0.0	0.01	9.6	ng/L	13.6	-	Smalling et al 2012
Cypermethrin	52315-07-8	154	0.0	0.01	12.1	ng/L	5E-6	2.42E6	Weston et al. 2014a
Dacthal	1861-32-1	24	1.7	0.01	5.8	ng/L	1.35	4.30	Mast et al.
DEET	134-62-3	47	92.0	0.01	860	ng/L	0.6	1433	Sengupta et al.
Dexamethasone	50-02-2	15	<10	-	-	ng/L	2.7	-	Yang et al 2021
Endosulfan I	959-98-8	32	1.3	0.01	580	ng/L	0.003	1.93E5	Mast et al.
Endosulfan II	33213-65-9	16	0.0	0.01	0.92	ng/L	0.3	3.1	Mast et al.
Endosulfan sulfate	1031-07-8	12	0.3	0.01	1.5	ng/L	0.019	78.9	Mast et al.
Esfenvalerate	66230-04-4	122	0.0	0.01	1.5	ng/L	0.123	12.2	Sengupta et al.
Fenpropathrin	39515-41-8	152	0.0	0.009	8.4	ng/L	0.0012	7000	Biales et al.
hydroxy-amitriptyline	1159-82-6	32	0.0	0.01	0.5	ng/L	-	-	Biales et al.
N-butylbenzenesulfonamide	3622-84-2	21	38.0	0.01	209	ng/L	1000	-	Plumlee et al. 2011

Compound	CASRN	ME C n	Median or mean	MEC min	MEC max	ME C units	MTL ug/L	MTQ	Datasource
Norgestrel	797-63-7	16	0.0	0.01	40	ng/L	0.002	20,000	Sengupta et al.
octylphenol monoethoxylate	-	60	1.2	0.01	10	ng/L	-	-	Lavado et al.
octylphenol di-ethoxylate	2315-61-9	60	0.9	0.01	13	ng/L	-	-	Lavado et al.
Oxyfluorfen	42874-03-3	20	0.0	0.01	0.79	ng/L	0.032	24.7	Mast et al.
Pentachloroanisole	1825-21-4	27	0.0	0.01	0.055	ng/L	2.7	-	Mast et al.
Piperonyl butoxide	51-03-6	27	0.0	0.01	67.2	ng/L	1	67.2	Smalling et al 2012
Sucralose	56038-13-2	47	491.0	0.01	34875	ng/L	2970	11.7	Sengupta et al.
Tefluthrin	79538-32-2	30	0.0	0.01	260	pg/L	0.0004	6.5E5	Mast et al.
Tris(3-chloropropyl)phosphate	1067-98-7	21	2.0	0.01	5.8	ng/L	-	-	Plumlee et al. 2011
PFBA	-	1	9	-	-	ng/L	-	-	Sengupta et al.
Prometon	-	2	7.8	-	-	ng/L	98	-	Smalling et al 2012
N-Ethyl-N-[(heptadecafluorooctyl)sulfonyl]glycine	-	8	12.188	-	-	ng/L	-	-	Plumlee et al. 2008

References

- Biales, A. D., D. L. Denton, D. Riordan, R. Breuer, A. L. Batt, D. B. Crane and H. L. Schoenfuss (2015). "Complex watersheds, collaborative teams: assessing pollutant presence and effects in the San Francisco Delta." Integrated Environmental Assessment and Management **11**(4): 674-688.
- Kerrigan, J. F., D. R. Engstrom, D. Yee, C. Sueper, P. R. Erickson, M. Grandbois, K. McNeill and W. A. Arnold (2015). "Quantification of hydroxylated polybrominated diphenyl ethers (OH-BDEs), triclosan, and related compounds in freshwater and coastal systems." *PloS one* 10(10): e0138805.
- Lavado, R., J. E. Loyo-Rosales, E. Floyd, E. P. Kolodziej, S. A. Snyder, D. L. Sedlak and D. Schlenk (2009). "Site-Specific Profiles of Estrogenic Activity in Agricultural Areas of California's Inland Waters." Environmental Science & Technology **43**(24): 9110-9116.
- Mast, M. A., D. A. Alvarez and S. D. Zaugg (2012). "Deposition and accumulation of airborne organic contaminants in Yosemite National Park, California." Environmental Toxicology and Chemistry **31**(3): 524-533.
- Overdahl, K. E., R. Sutton, J. Sun, N. J. DeStefano, G. J. Getzinger and P. L. Ferguson (2021). "Assessment of emerging polar organic pollutants linked to contaminant pathways within an urban estuary using non-targeted analysis." Environmental Science: Processes & Impacts **23**(3): 429-445.
- Plumlee, M. H. (2011). Attenuation of emerging contaminants in streams augmented with recycled water, WaterReuse Research Foundation.
- Plumlee, M. H., J. Larabee and M. Reinhard (2008). "Perfluorochemicals in water reuse." *Chemosphere* 72(10): 1541-1547.
- Smalling, K. L., J. L. Orlando, D. Calhoun, W. A. Battaglin and K. M. Kuivila (2012). Occurrence of pesticides in water and sediment collected from amphibian habitats located throughout the United States, 2009–10: U.S. Geological Survey Data Series 707: 40 pp.

Sengupta, A., J. M. Lyons, D. J. Smith, J. E. Drewes, S. A. Snyder, A. Heil and K. A. Maruya (2014). "The occurrence and fate of chemicals of emerging concern in coastal urban rivers receiving discharge of treated municipal wastewater effluent." Environmental Toxicology and Chemistry **33**(2): 350-358.

Tian, Z., H. Zhao, K. T. Peter, M. Gonzalez, J. Wetzel, C. Wu, X. Hu, J. Prat, E. Mudrock, R. Hettinger, A. E. Cortina, R. G. Biswas, F. V. C. Kock, R. Soong, A. Jenne, B. Du, F. Hou, H. He, R. Lundeen, A. Gilbreath, R. Sutton, N. L. Scholz, J. W. Davis, M. C. Dodd, A. Simpson, J. K. McIntyre and E. P. Kolodziej (2021). "A ubiquitous tire rubber-derived chemical induces acute mortality in coho salmon." *Science* 371(6525): 185.

UBA. (2021). "Database - Pharmaceuticals in the environment (<https://www.umweltbundesamt.de/en/database-pharmaceuticals-in-the-environment-0>)."

Yang, Y., X. Zhang, J. Jiang, J. Han, W. Li, X. Li, K. M. Yee Leung, S. A. Snyder and P. J. J. Alvarez (2022). "Which Micropollutants in Water Environments Deserve More Attention Globally?" *Environmental Science & Technology* 56(1): 13–29.

APPENDIX F - RECENT STUDIES ON CECs IN SURFACE WATERS, WASTE WATERS AND BIOTA FROM CALIFORNIA AND WEST COAST USA EMPLOYING NON-TARGET MASS SPECTROMETRY ANALYSIS

Table F.1 List of recent studies on CECs in California using non-targeted analysis (NTA), from a literature survey for January 2012 to June 2022 using the SciFinder database (<https://scifinder.cas.org>) and Google Scholar. Chemicals (separated by semicolons) as reported in the study include name and Chemical Abstract Service Registry Numbers (CAS RN) in parentheses when available.

Authors/title/journal	Media	NTA/ targeted	Chemicals (CAS RN)
Wang, M., J. Kinyua, T. Jiang, M. Sedlak, L. J. McKee, R. Fadness, R. Sutton and J.-S. Park (2022). "Suspect Screening and Chemical Profile Analysis of Storm-Water Runoff Following 2017 Wildfires in Northern California." <i>Environmental Toxicology and Chemistry</i> 41(8): 1824-1837.	Stormwater	NTA/ targeted	PFBS (45187-15-3); PFHxS (108427-53-8); PFOA (335-67-1); PFOS (45298-90-6); TBEP (78-51-3); TCEP (115-96-8); Benzoic acid (65-85-0); Butylparaben (94-26-8); Propylparaben (94-13-3); Tert-butylhydroquinone (1948-33-0); Dimethyl phthalate (131-11-3); 8-Hydroxyquinoline (148-24-3); Fipronilsulfone (120068-36-2); Fipronil (120068-37-3); Polyethylene glycol oxiden – Tetraethylene glycol monomethyl ether (23783-42-8); Tetraethylene glycol dimethyl ether (23783-42-8); Pentaethylene glycol dimethyl ether (4353-29-1); Pentaethylene glycol monobutyl ether (1786-94-3); Polypropylene glycol oxide (-); NPE sulfates (2-6) (-); OPE (6-11) (-); NPE (5-9) (-); NP1EC (4-nonylphenoxy acetic acid) (3115-49-9);

Authors/title/journal	Media	NTA/ targeted	Chemicals (CAS RN)
			OP2EC (2-4-octylphenoxy) ethoxy acid) (154826-10-5); C11-LAS (alkylbenzyl sulfonates) (-); C13-LAS (10157-76-3); 6-(4-Sulfophenyl)decanoic acid (-); C10-AEO (alcohol exoxylate-6-9, 12-13) (-); C11-AEO (4-9) (-); C12-AEO (7-8) (-); C12-AES (alkyl ethoxy sulfates 6-10) (-); C13-AES (3, 5-10) (-); C15-AE1S (-); C12-AS (lauryl sulfate) (151-41-7); C13-AS (tridecyl hydrogen sulfate) (7328-26-9); Tetradecane-7-sulfonic acid (7314-37-6); Hexadecanesulfonic acid (6140-88-1); C7-DEA (caprylic diethanolamide) (3077-30-3); C15DEA (N,N-bis[2-hydroxyethyl] hexadecanamide) (2272-11-9); C17DEA (N,N-bis[2-hydroxyethyl] octadecanamide) (93-82-3).
Overdahl, K. E., R. Sutton, J. Sun, N. J. DeStefano, G. J. Getzinger and P. L. Ferguson (2021). "Assessment of emerging polar organic pollutants linked to contaminant pathways within an urban estuary using non-targeted analysis." Environmental Science: Processes & Impacts 23(3): 429-445.	Waste waters, urban waters	NTA/ targeted	424 compounds tentatively identified by NTA, with top 20 major identified compounds listed. Hydroxybupropion (-); Tris(2-butoxyethyl) phosphate (-); 3-Cyclohexyl-1,1-dimethylurea (-); Losartan (-); Lamotrigine (-); Gabapentin-lactam (-); erythro-Dihydrobupropion (-); 8R-Hydroxy-4Z,6E,10Zhexadecatrienoic (-) N,N-Diethyl-m-toluamide (DEET) (-);

Authors/title/journal	Media	NTA/ targeted	Chemicals (CAS RN)
			Fexofenadine (-); 12(13)-DiHOME (-); a-Eleostearic acid (-); Decamethylcyclopentasiloxane (D5) (-); Hexa(methoxymethyl) melamine (HMMM) (-); Mephtetramine (MTTA) (-); N,N' -Diphenylguanidine (DPG) (-); C13H13N3 (-); Propiconazole (-); Tributyl phosphate (-); Triethyl phosphate (-); Triphenylphosphine oxide (-).
Chang, D., W. H. Richardot, E. L. Miller, N. G. Dodder, M. D. Sedlak, E. Hoh and R. Sutton (2021). "Framework for nontargeted investigation of contaminants released by wildfires into stormwater runoff: Case study in the northern San Francisco Bay area." Integrated Environmental Assessment and Management 17(6): 1179-1193.	stormwater	NTA/ targeted	2-Nonadecanone (629-66-3) Benzene, 1,1'-(1,3- butadiyne-1,4-diyl)bis- (886-66-8); 2-Benzothiazolamine, N-cyclohexyl- (28291-75-0); Pentadecanoic acid (1002-84-2); Octocrylene (6197-30-4); Benzothiazole, 2-(methylthio)- (615-22-5); 2-Coumaranone (553-86-6); Proxiphram (2828-42-4); Phenol, 2,6- dimethoxy- (91-10-1); Phenol, 2,4-dimethyl- (105-67-9); Phenol, 2-(1- methylethyl)- (88-69-7); 1,2,4- Trimethoxy- benzene (135-77-3); Phenol, 3,4,5- trimethoxy- (642-71-7); 5,6-Dimethyl-1H- benzotriazole (4184-79-6); Dodecane, 2,6,10- trimethyl- (3891-98-3); 2(5H)-Furanone, 5-methyl- (591-11-7); 4-Methylphthalic anhydride (19438-61-0); Phenol, 2-methoxy- (90-05-1); Quinoline (91-22-5);

Authors/title/journal	Media	NTA/ targeted	Chemicals (CAS RN)
			Ethanone, 1-(2,5-dimethylphenyl)- (2142-73-6); 1H-Inden-1-one, 2,3-dihydro- (83-33-0); 1H-Isoindole-1,3(2H)- dione, 2-methyl – (550-44-7) Ethanone, 1-(3- hydroxyphenyl)- (121-71-1); Pyrazine, ethyl- (13925-00-3); Pyrazine, 2,3- dimethyl- (5910-89-4); 2-Cyclopenten-1-one, 3,4-dimethyl- (30434-64-1); Isophthalaldehyde (626-19-7); Formamide, N-cyclohexyl- (766-93-8); Ethanone, 1,1'-(1,4-phenylene)bis- (1009-61-6); Phthalimide (85-41-6); Caffeine (58-08-2); 1,2-Cyclohexanedione (765-87-7); Pyridine, 2-methyl- (109-06-08); Phthalic anhydride (85-44-9); Ethanone, 1-(3,4-dimethylphenyl)- (3637-01-02); 1,3-Dicyclohexylurea (2387-23-7); 2-Cyclopenten-1-one, 2-methyl- (1120-73-6); Benzamide, N,N- diethyl-4-methyl- (2728-05-04); 1-Propyne, 3-phenyl- (10147-11-2); Cyclohexanone, 3-methyl-, (R)- (13368-65-5); 4,4-Dimethyl-2- cyclopenten-1-one (22748-16-9); 2H-Pyran-2-one, 5,6-dihydro- (3393-45-1); 2-Cyclohexen-1-one, 3,5-dimethyl- (1123-09-07); 7-Methylindan-1-one (39627-61-7); 1(3H)- Isobenzofuranone, 5-methyl- (54120-64-8).

Authors/title/journal	Media	NTA/ targeted	Chemicals (CAS RN)
Tian, Z., H. Zhao, K. T. Peter, M. Gonzalez, J. Wetzel, C. Wu, X. Hu, J. Prat, E. Mudrock, R. Hettinger, A. E. Cortina, R. G. Biswas, F. V. C. Kock, R. Soong, A. Jenne, B. Du, F. Hou, H. He, R. Lundeen, A. Gilbreath, R. Sutton, N. L. Scholz, J. W. Davis, M. C. Dodd, A. Simpson, J. K. McIntyre and E. P. Kolodziej (2021). "A ubiquitous tire rubber-derived chemical induces acute mortality in coho salmon." <i>Science</i> 371(6525): 185.	urban waters	NTA/ targeted	quinone transformation product of N-(1,3-dimethylbutyl)-N-phenyl-p-phenylenediamine (6PPD), a globally ubiquitous tire rubber antioxidant (-); No CAS RNs provided.
Du, B., Z. Tian, K. T. Peter, E. P. Kolodziej and C. S. Wong (2020). "Developing Unique Nontarget High-Resolution Mass Spectrometry Signatures to Track Contaminant Sources in Urban Waters." <i>Environmental Science and Technology Letters</i> 7(12): 923-930.	Waste waters, urban waters	NTA	isolated 112 and 598 nontarget compounds (both known and unidentified chemicals) that co-occurred in all roadway runoff and wastewater influent samples. No CAS RNs provided
Tian, Z., K. T. Peter, A. D. Gipe, H. Zhao, F. Hou, D. A. Wark, T. Khangaonkar, E. P. Kolodziej and C. A. James (2020). "Suspect and Nontarget Screening for Contaminants of Emerging Concern in an Urban Estuary." <i>Environmental Science & Technology</i> 54(2): 889-901.	urban waters (nearshore marine environ. of Puget Sound)	NTA/ targeted	2,4-Dinitrophenol (51-28-5); Caffeine (58-08-2); 2-Hydroxyquinoline (59-31-4); Salicylic acid (69-72-7); Tris(2-butoxyethyl) phosphate (78-51-3); Bisphenol S (80-09-1); N-Ethyl-p-toluenesulfonamide (80-39-7); 8-Hydroxy-5-quinolinesulfonic acid (84-88-8); 1H-Benzotriazole (95-14-7); 4-Nitrophenol (100-02-7);

Authors/title/journal	Media	NTA/ targeted	Chemicals (CAS RN)
			Dicyclohexylamine (101-83-7); Diphenylguanidine (102-06-7); Hexylamine (111-26-2); Tris(2-chloroethyl)phosphate (115-96-8); Vanillin (121-33-5); Triisopropanolamine (122-20-3); DEET (134-62-3); 5-Methylbenzotriazole (136-85-6); Lidocaine (137-58-6); 2-Mercaptobenzothiazole (149-30-4); Perfluorohexanoic acid (307-24-4); Diuron (330-54-1); Perfluorooctanoic acid (335-67-1); Perfluorohexanesulfonic acid (355-46-4); Perfluorobutanesulfonic acid (375-73-5); Perfluoroheptanoic acid (375-85-9); Olivetol (500-66-3); 2-Methyl-4,6-dinitrophenol (534-52-1); Methamphetamine (537-46-2); 4-Hydroxyquinoline (611-36-9); 2-Methylbenzimidazole (615-15-6); 2-Benzothiazolesulfonic acid (941-57-1); N,N-Dimethyloctanamide (1118-92-9); N,N-Dimethyldodecylamine N-oxide (1643-20-5); Perfluorooctanesulfonic acid (1763-23-1); 2,6-Dichlorobenzamide (2008-58-4); N-Phenyl acrylamide (2210-24-4); Octyldimethylamine oxide (2605-78-9); N-Octyl-2-pyrrolidone (2687-94-7);

Authors/title/journal	Media	NTA/ targeted	Chemicals (CAS RN)
			Perfluoropentanoic acid (2706-90-3); Hexa(methoxymethyl)melamine (3089-11-0); N-[3-(Dimethylamino)propyl] dodecanamide (3179-80-4); N-Butylbenzenesulfonamide (3622-84-2); Caprolactam trimer (5776-78-3); 1-Cyclohexylpyrrolidin-2-one (6837-24-7); Tris(1-chloro-2-propyl)phosphate (13674-84-5); Propamocarb (24579-73-5); Tolyl diphenyl phosphate (26444-49-5); 4-Hydroxy-chlorothalonil (28343-61-5); Diisononyl phthalate (28553-12-0); Hydroxybenzaldehyde (28777-87-9); N-Butyl-hexylamine (30278-08-1); Tebuthiuron (34014-18-1); Phenyl di(p-tolyl) phosphate (34909-69-8); - (39222-73-6); - (39536-61-3); - (50608-12-3); Metoprolol (51384-51-1); Triclopyr (55335-06-3); Sucralose (56038-13-2); Fluridone (59756-60-4); - (59962-53-7); Metsulfuron-methyl (74223-64-6); Lamotrigine (84057-84-1); O-Desvenlafaxine (93413-62-8); Venlafaxine (93413-69-5); - (95235-30-6); N-Octadecyl butanamide (109575-90-8); N,N-Dihexyl-1-decanamine - (109575-90-8); - (115044-73-0);

Authors/title/journal	Media	NTA/ targeted	Chemicals (CAS RN)
			- (120622-63-1); Rimsulfuron (109575-90-8); - (779279-79-7); - (1093759-98-8); - (2411398-77-9); - (2411401-15-3)
Black, G. P., T. Anumol and T. M. Young (2019). "Analyzing a broader spectrum of endocrine active organic contaminants in sewage sludge with high resolution LC-QTOF-MS suspect screening and QSAR toxicity prediction." <u>Environmental Science: Processes and Impacts</u> 21 (7): 1099-1114.	Waste water, sewage sludge	NTA	Suspect screening of California sludge samples discovered 118 compounds including hormones, pharmaceuticals, phosphate flame retardants, recreational drugs, antimicrobials, and pesticides. No CAS RNs provided.
Cossaboon, J. M., E. Hoh, S. J. Chivers, D. W. Weller, K. Danil, K. A. Maruya and N. G. Dodder (2019). "Apex marine predators and ocean health: Proactive screening of halogenated organic contaminants reveals ecosystem indicator species." <u>Chemosphere</u> 221 : 656-664.	Marine mammals	-	total of 194 HOCs were detected across the study species (n = 25 individuals), 81% of which are not routinely monitored, including 30 halogenated natural products and 45 compounds of unknown structure and origin. - (50-29-3); - (60-57-1); - (76-44-8); - (90-96-0); - (90-98-2); - (101-84-8); - (131-70-4); - (3010-80-8); Toxaphene (8001-35-2); Chlordane (12789-03-6); - (27575-78-6); BC-DE (1257099-38-9).
Weston, D. P., C. Moschet, T. M. Young, N. Johanif, H. C. Poynton, K. M. Major, R. E. Connon and S. Hasenbein (2019). "Chemical and	Agricultural waters	NTA/ targeted	Not in SciFinder.

Authors/title/journal	Media	NTA/ targeted	Chemicals (CAS RN)
toxicological effects on Cache Slough after storm-driven contaminant inputs." <u>San Francisco Estuary and Watershed Science</u> 17 (3).			
Peter, K. T., Z. Tian, C. Wu, P. Lin, S. White, B. Du, J. K. McIntyre, N. L. Scholz and E. P. Kolodziej (2018). "Using High-Resolution Mass Spectrometry to Identify Organic Contaminants Linked to Urban Stormwater Mortality Syndrome in Coho Salmon." <u>Environmental Science and Technology</u> 52 (18): 10317-10327.	Waste waters, urban waters	NTA/ targeted	1,3-Diphenylguanidine (102-06-7); Tetraethylene glycol dimethyl ether (143-24-8); 1-Cyclohexyl-3-phenylurea (886-59-9); Pentaethylene glycol dimethyl ether (1191-87-3); Tetraethylene glycol monobutyl ether (1559-34-8); Pentaethylene glycol monobutyl ether (1786-94-3); 1,3-Dicyclohexylurea (2387-23-7); Hexa(methoxymethyl)melamine (3089-11-0); Penta(methoxymethyl)melamine (3169-30-0); Hexaethylene glycol monobutyl ether (4403-55-8); N-Methyldicyclohexylamine (7560-83-0); Hexamethylolmelamine (13822-63-4); Pentaethylene glycol monomethyl ether (23778-52-1); Tetraethylene glycol monomethyl ether (23783-42-8); - (25322-69-4); - (26616-28-4); - (27177-00-0); - (27177-07-7); - (27288-52-4); - (38222-55-8); - (50322-79-7); Heptapropylene glycol (50974-77-1); Decapropylene glycol (50974-78-2);

Authors/title/journal	Media	NTA/ targeted	Chemicals (CAS RN)
			Nonapropylene glycol (52828-76-9); - (2247123-04-0);
Trego, M. L., E. Hoh, N. M. Kellar, S. Meszaros, M. N. Robbins, N. G. Dodder, A. Whitehead and R. L. Lewison (2018). "Comprehensive Screening Links Halogenated Organic Compounds with Testosterone Levels in Male Delphinus delphis from the Southern California Bight." <u>Environmental Science and Technology</u> 52 (5): 3101-3109.	Marine biota	targeted	detected 167 HOCs, including 81 with known anthropogenic sources, 49 of unknown origin, and 37 with known natural sources. DDT, biological studies (50-29-3); - (53-19-0); p,p'-DDD (72-54-8); Heptachlor (76-44-8); 4,4'-Dichlorobenzophenone (90-98-2); Hexachlorobenzene (118-74-1); α BHC (319-84-6); β BHC (319-85-7); 2,4,6-Tribromoanisole (319-85-7); Pentachlorobenzene (608-93-5); 1,2,3,4-Tetrachlorobenzene (634-66-2); Heptachlor epoxide (1024-57-3); 1-Pyrrolidinecarbonyl chloride (1192-63-8); Tetrachlorocyclohexene (1782-00-9) ; Mirex (2385-85-5) ; α Chlordane (5103-71-9) ; cis-Nonachlor (5103-73-1) ; γ Chlordane (5103-74-2) ; PBDE47 (5436-43-1) ; 5-Bromoindole (10075-50-0); Oxychlordane (27304-13-8); PBDE155 (35854-94-5); Chlorobenzaldehyde (35913-09-8); trans-Nonachlor (39765-80-5) ; PBDE28 (41318-75-6); PBB-52 (59080-37-4); PBB-153 (59080-40-9); PBDE99 (60348-60-9); PBB-101 (67888-96-4); PBDE153 (68631-49-2); 2'-MeOBDE-68 (96920-28-4);

Authors/title/journal	Media	NTA/ targeted	Chemicals (CAS RN)
			4,6-Dibromoindole (99910-50-6) ; 6-MeOBDE-47 (102739-99-1) ; - (112815-67-5); PBDE17 (147217-75-2); PBDE25 (147217-77-4); PBDE33 (147217-78-5); Tris(chlorophenyl)methane (162412-83-1); PBDE66 (189084-61-5); PBDE75 (189084-63-7); PBDE100 (189084-64-8); PBDE116 (189084-65-9); PBDE154 (207122-15-4); PBDE49 (243982-82-3); - (2506136-03-2);
Moschet, C., B. M. Lew, S. Hasenbein, T. Anumol and T. M. Young (2017). "LC- and GC-QTOF-MS as Complementary Tools for a Comprehensive Micropollutant Analysis in Aquatic Systems." <u>Environmental Science & Technology</u> 51 (3): 1553- 1561.	Waste waters, urban waters	NTA/ targeted	2,4-Dinitrophenol, analysis (51- 28-5); Dimethoate (60-51-5); 2,4-D, analysis (94-75-7); 2,4-Dichlorophenol (120-83-2); Malathion (121-75-5); DEET (134-62-3); Diuron (330-54-1); Diazinon (333-41-5); Perfluorohexanesulfonic acid (355-46-4); Metformin (657-24-9); Dichlobenil (1194-65-6); Chlorthal-dimethyl (1861-32-1); 9-Octadecenamide (3322-62-1); Tris(2-chloroisopropyl)phosphate (13674-84-5); TDCPP (13674-87-8); Tolyltriazole (29385-43-1); Metoprolol (51384-51-1); Cypermethrin (52315-07-8); Permethrin (52645-53-1); Deltamethrin (52918-63-5); Triclopyr (55335-06-3); Sucralose (56038-13-2); Iohexol (66108-95-0); Esfenvalerate (66230-04-4); Cyhalothrin (68085-85-8); Cyfluthrin (68359-37-5);

Authors/title/journal	Media	NTA/ targeted	Chemicals (CAS RN)
			Bifenthrin (82657-04-3); Fipronil-sulfone (120068-36-2); Fipronil (120068-37-3); - (128294-56-4); Boscalid (188425-85-6); Fipronil-desulfinyl (205650-65-3); Fipronil amide (205650-69-7); Fluxapyroxad (907204-31-3);
Maruya, K. A., N. G. Dodder, A. Sengupta, D. J. Smith, J. M. Lyons, A. T. Heil and J. E. Drewes (2016b). "Multimedia screening of contaminants of emerging concern (CECS) in coastal urban watersheds in southern California (USA)." <u>Environmental Toxicology and Chemistry</u> 35 (8): 1986-1994	Waste waters, urban waters	NTA/ targeted	17 β -Estradiol, occurrence (50-28-2); Estrone, occurrence (53-16-7); Meprobamate (57-53-4); Ethinylestradiol (57-63-6); Progesterone, occurrence (57-83-0); Caffeine, occurrence (58-08-2); Testosterone (58-22-0); Bisphenol A, occurrence (80-05-7); Triclocarban (101-20-2); Diphenyl ether, bromo derivs.(101-84-8D); Tris(2-chloroethyl)phosphate (115-96-8); 122-34-9 Simazine (115-96-8); DEET (134-62-3); Carbamazepine (298-46-4); Diuron (330-54-1); Diazepam (439-14-5); Dilantin (630-93-3); Sulfamethoxazole (723-46-6); Atrazine (1912-24-9); PBDE-15 (2050-47-7); Triclosan (3380-34-5); PBDE-47 (5436-43-1); Tris(1-chloro-2-propyl)phosphate (13674-84-5); Tris(1,3-dichloro-2-propyl) phosphate (13674-87-8); Diclofenac (15307-86-5); Ibuprofen (15687-27-1); Nonylphenol (25154-52-3); Gemfibrozil (25812-30-0); PBDE-155 (35854-94-5);

Authors/title/journal	Media	NTA/ targeted	Chemicals (CAS RN)
			Fenpropathrin (39515-41-8); PBDE-28 (41318-75-6); Cypermethrin (52315-07-8); Permethrin (52645-53-1); Deltamethrin (52918-63-5); Fluoxetine (54910-89-3); Sucralose (56038-13-2); PBDE-99 (60348-60-9); Esfenvalerate (66230-04-4); Cyfluthrin (68359-37-5); PBDE-153 (68631-49-2); Iopromide (73334-07-3); Bifenthrin (82657-04-3); λ -Cyhalothrin (91465-08-6); Fipronil sulfide (120067-83-6); Fipronil sulfone (120068-36-2); Fipronil (120068-37-3); PBDE-33 (147217-78-5); PBDE-66 (189084-61-5); PBDE-75 (189084-63-7); PBDE-100 (189084-64-8); PBDE-119 (189084-66-0); Fipronil desulfinyl (205650-65-3); PBDE-154 (207122-15-4); PBDE-183 (207122-16-5); PBDE-49 (243982-82-3).
Parry, E. and T. M. Young (2016). "Comparing targeted and non-targeted high-resolution mass spectrometric approaches for assessing advanced oxidation reactor performance." <u>Water Research</u> 104 : 72-81.	Waste waters, urban waters	NTA/ targeted	Phenytoin (57-41-0); Tetracycline (60-54-8); 1,2,3-Trichlorobenzene (87-61-6); N,N-Diethyl-m-toluamide (134-62-3); Carbamazepine (298-46-4); Sulfamethoxazole (723-46-6); Trimethoprim (738-70-5); Diclofenac (15307-86-5); Ibuprofen (15687-27-1); Gemfibrozil (25812-30-0); 4-Nitro-sulfamethoxazole (29699-89-6); Metoprolol (51384-51-1); Fluoxetine (54910-89-3); 2-(8-Chloro-9H-carbazol-1-yl) acetic acid (131023-44-4);

Authors/title/journal	Media	NTA/ targeted	Chemicals (CAS RN)
<p>Maruya, K. A., N. G. Dodder, C. L. Tang, W. Lao and D. Tsukada (2015). "Which coastal and marine environmental contaminants are truly emerging?" <u>Environmental Science and Pollution Research</u> 22(3): 1644-1652.</p>	<p>Marine biota</p>	<p>-</p>	<p>Cocaine (50-36-2); Amitriptyline (50-48-6); Furosemide (54-31-9); Sulfamethazine (57-68-1); Caffeine, occurrence (58-08-2); Diphenhydramine (58-73-1); Oxycodone (76-42-6); Warfarin (81-81-2); Benztropine (86-13-5); Triclocarban (101-20-2); Erythromycin (114-07-8); Hydrocodone (125-29-1); Perfluorododecanoic acid (307-55-1); Diazinon (333-41-5); Perfluorooctanoic acid (335-67-1); Perfluorodecanoic acid (335-76-2); Perfluorohexanesulfonic acid (355-46-4); Perfluorononanoic acid (375-95-1); Triamterene (396-01-0); Benzoylcegonine (519-09-5); Propranolol (525-66-6); Metformin (657-24-9); Perfluorooctane sulfonamide (754-91-6); 10-Hydroxy-amitriptyline (1159-82-6); Perfluorooctane sulfonic acid (1763-23-1); Perfluoroundecanoic acid (2058-94-8); Chlorpyrifos (2921-88-2); Triclosan (3380-34-5); BDE-47 (5436-43-1); Ormetoprim (6981-18-6); Ibuprofen (15687-27-1); Naproxen (22204-53-1); Miconazole (22916-47-8); Cypermethrin (52315-07-8); Permethrin (52645-53-1); BDE-99 (60348-60-9);</p>

Authors/title/journal	Media	NTA/ targeted	Chemicals (CAS RN)
			Enalapril (75847-73-3); Sertraline (79617-96-2); Enrofloxacin (93106-60-6); Lomefloxacin (98079-51-7); BDE-100 (189084-64-8); BDE-49 (243982-82-3); bromo derivs. (101-84-8D); 4-Nonylphenol (104-40-5).
Shaul, N. J., N. G. Dodder, L. I. Aluwihare, S. A. Mackintosh, K. A. Maruya, S. J. Chivers, K. Danil, D. W. Weller and E. Hoh (2015a). "Nontargeted Biomonitoring of Halogenated Organic Compounds in Two Ecotypes of Bottlenose Dolphins (<i>Tursiops truncatus</i>) from the Southern California Bight." <u>Environmental Science & Technology</u> 49 (3): 1328-1338.	Marine biota	NTA/ targeted	180 anthropogenic contaminants, 41 natural products, 4 with mixed sources, 8 with unknown sources, and 94 with partial structural characterization and unknown sources. DDT, occurrence (50-29-3); o,p'-DDD (53-19-0); - (72-54-8); Heptachlor (76-44-8); 4,4'-Dichlorobenzophenone (90-98-2); occurrence, polychlorinated (100-42-5D); Tris(2-chloroethyl) phosphate (115-96-8); Hexachlorobenzene (118-74-1); 1,2,4-Trichlorobenzene (120-82-1); α -BHC (319-84-6); β -BHC (319-85-7); 2,4,6-Tribromoanisole (607-99-8); Pentachlorobenzene (608-93-5); 1,2,3,4-Tetrachlorobenzene (634-66-2); Heptachlor epoxide (1024-57-3); 1-Pyrrolidinecarbonyl chloride (1192-63-8); Mirex (2385-85-5); Tris(4-chlorophenyl)methanol (3010-80-8); Chlordene (3734-48-3); α -Chlordane (5103-71-9); Cis Nonachlor (5103-73-1); γ -Chlordane (5103-74-2); PBDE-47 (5436-43-1);

Authors/title/journal	Media	NTA/ targeted	Chemicals (CAS RN)
			Toxaphene (8001-35-2); 5-Bromoindole (10075-50-0); Hydroxychlorodene (24009-05-0); Oxychlorodane (27304-13-8); - (27342-86-5); Tris(4-chlorophenyl)methane (27575-78-6); - (30498-94-3); - (32534-81-9); PBDE-155 (35854-94-5); Chlorobenzaldehyde (35913-09-8); - (36355-01-8); - (39765-80-5); - (40088-45-7); - (40088-47-9); PBDE-28 (41318-75-6); - (49690-94-0); - (53563-56-7); - (56307-79-0); PBB-52 (59080-37-4); PBB-153 (59080-40-9); PBB-49 (60044-24-8); PBDE-99 (60348-60-9); - (66640-61-7); - (67888-96-4); PBDE-153 (68631-49-2); - (84979-86-2); - (88384-57-0); - (88384-58-1); - (90240-74-7); - (92348-40-8); - (95385-87-8); - (95385-88-9); - (95385-89-0); 2'-MeOBDE-68 (96920-28-4) ; 4,6-Dibromoindole (99910-50-6); 6-MeOBDE-47 (102739-99-1); Dibromobenzofuran (104155-13-7); - (112815-67-5); - (112815-68-6); PBDE-17 (147217-75-2); PBDE-25 (147217-77-4);

Authors/title/journal	Media	NTA/ targeted	Chemicals (CAS RN)
			PBDE-33 (147217-78-5); - (162412-83-1); PBDE-66 (189084-61-5); PBDE-75 (189084-63-7); PBDE-100 (189084-64-8); PBDE-116 (189084-65-9); - (192528-08-8); - (192590-42-4); - (192590-43-5); - (206756-48-1); PBDE-154 (207122-15-4); - (215715-60-9); PBDE-49 (243982-82-3); - (253798-66-2); - (328268-71-9); - (328268-73-1); - (428442-17-5); - (855255-50-4); - (891787-05-6); - (1047662-32-7); - (1138155-79-9); - (1138155-80-2); 6'-MeO-BDE-99 (1245946-70-6); - (1386422-25-8); - (1386422-33-8); - (1386422-35-0); - (1386422-37-2); - (1386422-39-4); - (1609957-93-8); - (1609957-94-9); - (1644559-53-4); - (1644559-55-6);); - (1644559-57-8); - (1644559-58-9)
Jones, G. D., P. V. Benchetler, K. W. Tate and E. P. Kolodziej (2014a). "Trenbolone acetate metabolite transport in rangelands and irrigated pasture: Observations and conceptual approaches for agro-ecosystems."	Agricultural waters	NTA/ targeted	17 α -trenbolone (17 α -TBOH) (-);

Authors/title/journal	Media	NTA/ targeted	Chemicals (CAS RN)
<p><u>Environmental Science and Technology</u> 48(21): 12569-12576.</p>			
<p>Maruya, K. A., N. G. Dodder, S. B. Weisberg, D. Gregorio, J. S. Bishop, S. Klosterhaus, D. A. Alvarez, E. T. Furlong, S. Bricker, K. L. Kimbrough and G. G. Lauenstein (2014). "The mussel watch California pilot study on contaminants of emerging concern (CECs): Synthesis and next steps." <u>Marine Pollution Bulletin</u> 81(2): 355-363.</p>	<p>Marine biota</p>	<p>-</p>	<p>DDT, biological studies (50-29-3); Cocaine (50-36-2); Amitriptyline (50-48-6); Sulfamethazine (57-68-1); Caffeine, biological studies (58-08-2); Diphenhydramine (58-73-1); Bromoform (75-25-2); Camphor (76-22-2); Methylprednisolone (83-43-2); Diethyl phthalate (84-66-2); 1,1'-Biphenyl, chloro derivs. (92-52-4D); Acetophenone, biological studies (98-86-2); bromo derivs. (101-84-8D); 4-Nonylphenol monoethoxylate (104-35-8); 4-Nonylphenol (104-40-5); Erythromycin (114-07-8); Tris(2-chloroethyl)phosphate (115-96-8); - (117-81-7); Benzophenone, biological studies (119-61-9); Tributyl phosphate, biological studies (126-73-8); Carbamazepine (298-46-4); Amphetamine (300-62-9); Perfluorododecanoic acid (307-55-1); Cotinine (486-56-6); Trimethoprim (738-70-5); DDMU (1022-22-6); Butyltin trichloride (1118-46-3); Galaxolide (1222-05-5); Perfluorooctanesulfonic acid (1763-23-1); Dacthal (1861-32-1); Chlorpyrifos (2921-88-2); BDE-47 (5436-43-1);</p>

Authors/title/journal	Media	NTA/ targeted	Chemicals (CAS RN)
			d-Limonene (5989-27-5); Chlordane (12789-03-6); Terbufos (13071-79-9); Tris(1-chloro-2-propyl)phosphate (13674-84-5); Ibuprofen (15687-27-1); 4-Nonylphenol diethoxylate (20427-84-3); HBCD (25637-99-4); N,N-Diethyltoluamide (26545-51-7); BTBPE (37853-59-1); Fluoxetine (54910-89-3); BDE-99 (60348-60-9); Sertraline (79617-96-2); Ofloxacin (82419-36-1); Enrofloxacin (93106-60-6); Lomefloxacin (98079-51-7); BDE-66 (189084-61-5); BDE-100 (189084-64-8).
Luo, Y., B. C. Jorgenson, D. Q. Thuyet, T. M. Young, F. Spurlock and K. S. Goh (2014). "Insecticide washoff from concrete surfaces: Characterization and prediction." <u>Environmental Science and Technology</u> 48 (1): 234-243.	Waste waters, urban waters	NTA/ targeted	β-Cyfluthrin (68359-37-5); Carbaryl (63-25-2); Malathion (121-75-5); Esfenvalerate (66230-04-4); Bifenthrin (82657-04-3); λ-Cyhalothrin (91465-08-6); Fipronil (120068-37-3); Imidacloprid (138261-41-3)..
Jones, G. D., P. V. Benchetler, K. W. Tate and E. P. Kolodziej (2014b). "Mass balance approaches to characterizing the leaching potential of trenbolone acetate metabolites in agro-ecosystems." <u>Environmental Science and Technology</u> 48 (7): 3715-3723.	Agricultural waters	NTA/ targeted	17α-trenbolone (17α-TBOH), 17β-trenbolone or trendione (-); Estra-4,9,11-triene-3,17-dione (4642-95-9); - (10161-33-8); - (10161-34-9);

Authors/title/journal	Media	NTA/ targeted	Chemicals (CAS RN)
<p>Jones, G. D., P. V. Benchetler, K. W. Tate and E. P. Kolodziej (2014c). "Surface and subsurface attenuation of trenbolone acetate metabolites and manure-derived constituents in irrigation runoff on agroecosystems." <u>Environmental Sciences: Processes and Impacts</u> 16(11): 2507-2516.</p>	Agricultural waters	NTA/ targeted	trenbolone acetate (TBA) (10161-34-9); Trendione (TBO) (4642-95-9); 17 β -Trenbolone (17 β -TBOH) (10161-33-8); 17 α -Trenbolone (17 α -TBOH) (80657-17-6).
<p>Kolodziej, E. P., S. Qu, K. L. Forsgren, S. A. Long, J. B. Gloer, G. D. Jones, D. Schlenk, J. Baltrusaitis and D. M. Cwiertny (2013). "Identification and environmental implications of photo-transformation products of trenbolone acetate metabolites." <u>Environmental Science and Technology</u> 47(10): 5031-5041</p>	Agricultural waters	NTA/ targeted	Trenbolone acetate (10161-34-9); - (1431529-72-4); - (1431529-73-5); - (1431529-74-6); - (1431529-75-7); - (1431529-76-8); - (1431529-77-9); - (1431536-68-3)
<p>Shaw, S. D., M. L. Berger, J. H. Harris, S. H. Yun, Q. Wu, C. Liao, A. Blum, A. Stefani and K. Kannan (2013). "Persistent organic pollutants including polychlorinated and polybrominated dibenzo-p-dioxins and dibenzofurans in firefighters from Northern California." <u>Chemosphere</u> 91(10): 1386-1394.</p>	Human exposure	targeted	Polychlorinated and polybrominated dibenzo-p-dioxins and dibenzofurans (PCDD/Fs and PBDD/Fs) were measured in serum of twelve firefighters sampled after a fire event in San Francisco, California, along with polybrominated di-Ph ethers (PBDEs), polychlorinated biphenyls (PCBs), p,p'-DDE, hexachlorobenzene (HCB), perfluorinated chemicals (PFCs), bisphenol-A (BPA) and tetrabromobisphenol-A (TBBPA).
<p>Jorgenson, B., E. Fleishman, K. H. Macneale, D. Schlenk, N.</p>	Waste waters,	targeted	Fenvalerate (51630-58-1); Cypermethrin (52315-07-8); Permethrin (52645-53-1);

Authors/title/journal	Media	NTA/ targeted	Chemicals (CAS RN)
L. Scholz, J. A. Spromberg, I. Werner, D. P. Weston, Q. Xiao, T. M. Young and M. Zhang (2013). "Predicted transport of pyrethroid insecticides from an urban landscape to surface water." <u>Environmental Toxicology and Chemistry</u> 32 (11): 2469-2477.	urban waters		Deltamethrin (52918-63-5); Esfenvalerate (66230-04-4); Cyhalothrin (68085-85-8); Bifenthrin (82657-04-3); Lambda cyhalothrin (91465-08-6).
Hoh, E., N. G. Dodder, S. J. Lehotay, K. C. Pangallo, C. M. Reddy and K. A. Maruya (2012). "Nontargeted comprehensive two-dimensional gas chromatography/time-of-flight mass spectrometry method and software for inventorying persistent and bioaccumulative contaminants in marine environments." <u>Environmental Science and Technology</u> 46 (15): 8001-8008.	Marine biota	NTA/ targeted	271 compounds belonging to 24 classes were identified, all compounds except 1 were halogenated Analysis (50-29-3); - (53-19-0); γ-HCH (58-89-9); Dieldrin (60-57-1); - (72-54-8); Analysis (72-55-9); Heptachlor (76-44-8); Biphenyl, bromo derivs. (92-52-4D); Biphenyl, chloro derivs. (92-52-4D); Styrene, chloro derivs. (100-42-5D); Diphenyl ether, bromo derivs. (101-84-8D); Diphenyl ether, chloro derivs. (101-84-8D); Diphenyl ether, methoxy bromo derivs. (101-84-8D); Diphenyl ether, methoxy chloro derivs. (101-84-8D); Pyrrole, alkyl derivs. (109-97-7D); Hexachlorobenzene (118-74-1); Indole, bromo derivs. (120-72-9D); α-HCH (319-84-6); Tetraphenyltin (595-90-4); Pentachlorobenzene (608-93-5);

Authors/title/journal	Media	NTA/ targeted	Chemicals (CAS RN)
			Pentachloroethylbenzene (706-93-4); Heptachlor epoxide (1024-57-3); Mirex (2385-85-5); 1-Hydroxychlorodene (2597-11-7); 1-Chloro-2,2-bis(p-chlorophenyl) ethane (2642-80-0); α-Chlordane (5103-71-9); cis-Nonachlor (5103-73-1); γ-Chlordane (5103-74-2); PBDE47 (5436-43-1); Toxaphene (8001-35-2); Chlordane, derivs.(12789-03-6D) Tribromophenol (25376-38-9); Octachlorostyrene (29082-74-4); Hexachlorodiphenyl ether (31242-93-0); - (31941-81-8); Pentabromodiphenyl ether (32534-81-9); Hexabromobiphenyl (36355-01-8); Hexabromodiphenyl ether (36483-60-0); trans-Nonachlor (39765-80-5); Tetrabromobiphenyl (40088-45-7); Tetrabromodiphenyl ether (40088-47-9); Octachlorodiphenyl ether (40356-57-8); PBDE28 (41318-75-6); Pentachlorodiphenyl ether (42279-29-8); - (50975-71-8); Heptachlorodiphenyl ether (55684-92-9); - (55945-00-1); Pentabromobiphenyl (56307-79-0); γ-Chlordene (56641-38-4); PBB153 (59080-40-9); PBDE99 (60348-60-9); - (60422-52-8); Hexachlorostyrene (61128-00-5); Heptachlorostyrene (61255-81-0);

Authors/title/journal	Media	NTA/ targeted	Chemicals (CAS RN)
			Tribromoanisole (63244-76-8); - (64092-27-9); - (65216-78-6); PBDE153 (68631-49-2); Heptabromodiphenyl ether (68928-80-3); - (69653-75-4); - (71489-58-2); - (83484-75-7); Bromotrichloro diphenyl ether (88788-22-1); - (94691-10-8); - (107227-68-9); - (107227-71-4); - (162412-83-1); PBDE100 (189084-64-8); - (192528-08-8); - (192528-09-9); - (192590-42-4); PBDE154 (207122-15-4); PBDE183 (207122-16-5); - (215715-60-9); - (253798-63-9); - (400767-00-2); - (428442-17-5); - (855255-50-4); - (873956-95-7); - (874116-30-0); - (891787-05-6); - (1047662-26-9); - (1047662-27-0); - (1047662-28-1); - (1047662-29-2); - (1047662-30-5); - (1047662-32-7); - (1047662-35-0); - (1047665-54-2); - (1051387-74-6); - (1051387-75-7); - (1203703-95-0); - (1203703-96-1); - (1386422-25-8); - (1386422-27-0); - (1386422-29-2);

Authors/title/journal	Media	NTA/ targeted	Chemicals (CAS RN)
			- (1386422-31-6); - (1386422-33-8); - (1386422-35-0); - (1386422-37-2); - (1386422-39-4)

APPENDIX G – DECISION TREE DIAGRAMS

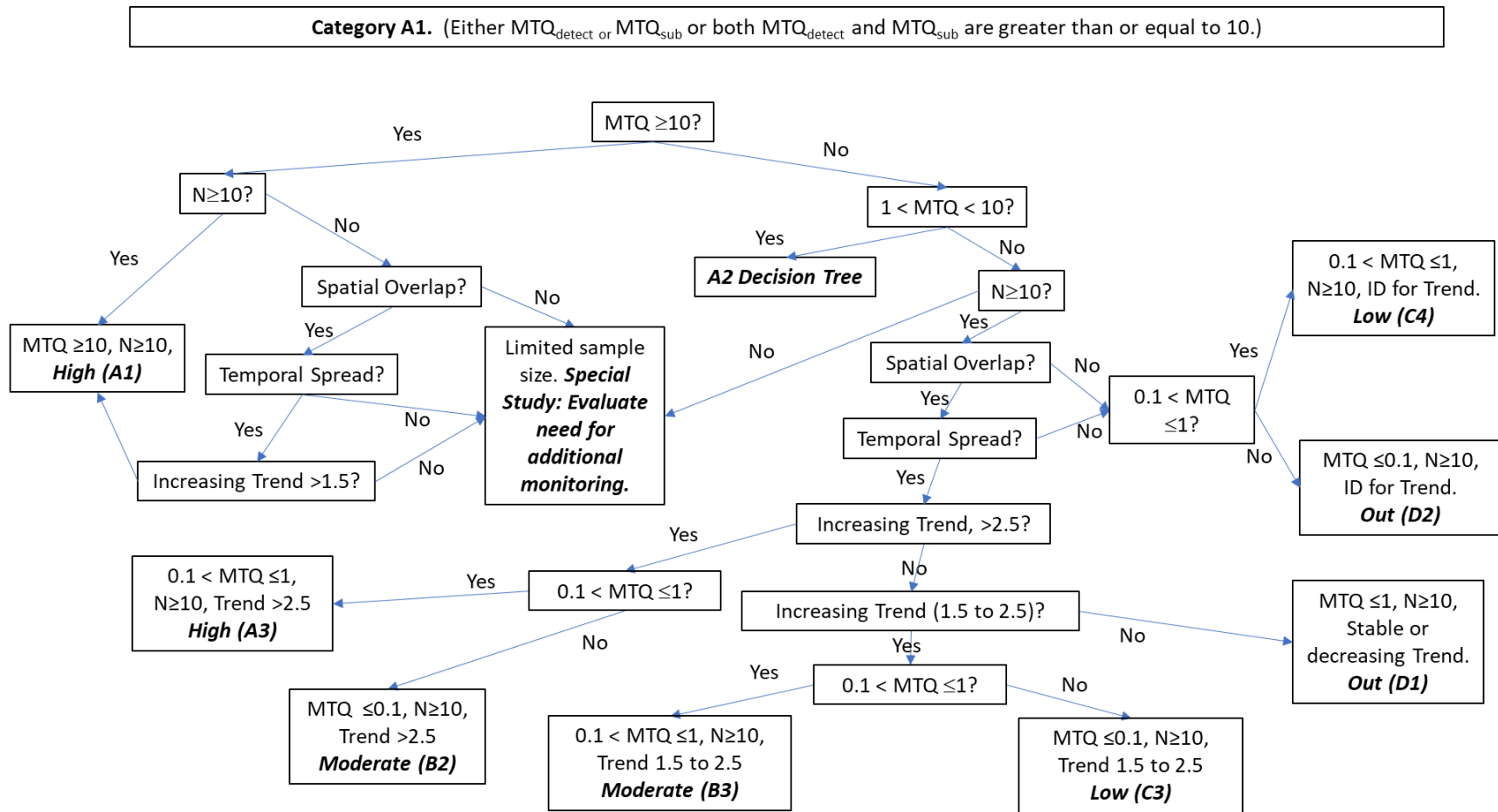


Figure G.1 Decision tree diagram to refine the monitoring prioritization of Constituents of Emerging Concern (CECs) in the A1 (High) Monitoring Category based on preliminary prioritization screening.

Category A2. (Either MTQ_{detect} or MTQ_{sub} or both MTQ_{detect} and MTQ_{sub} are >1 and <10 , with a Steeply Increasing Trend)

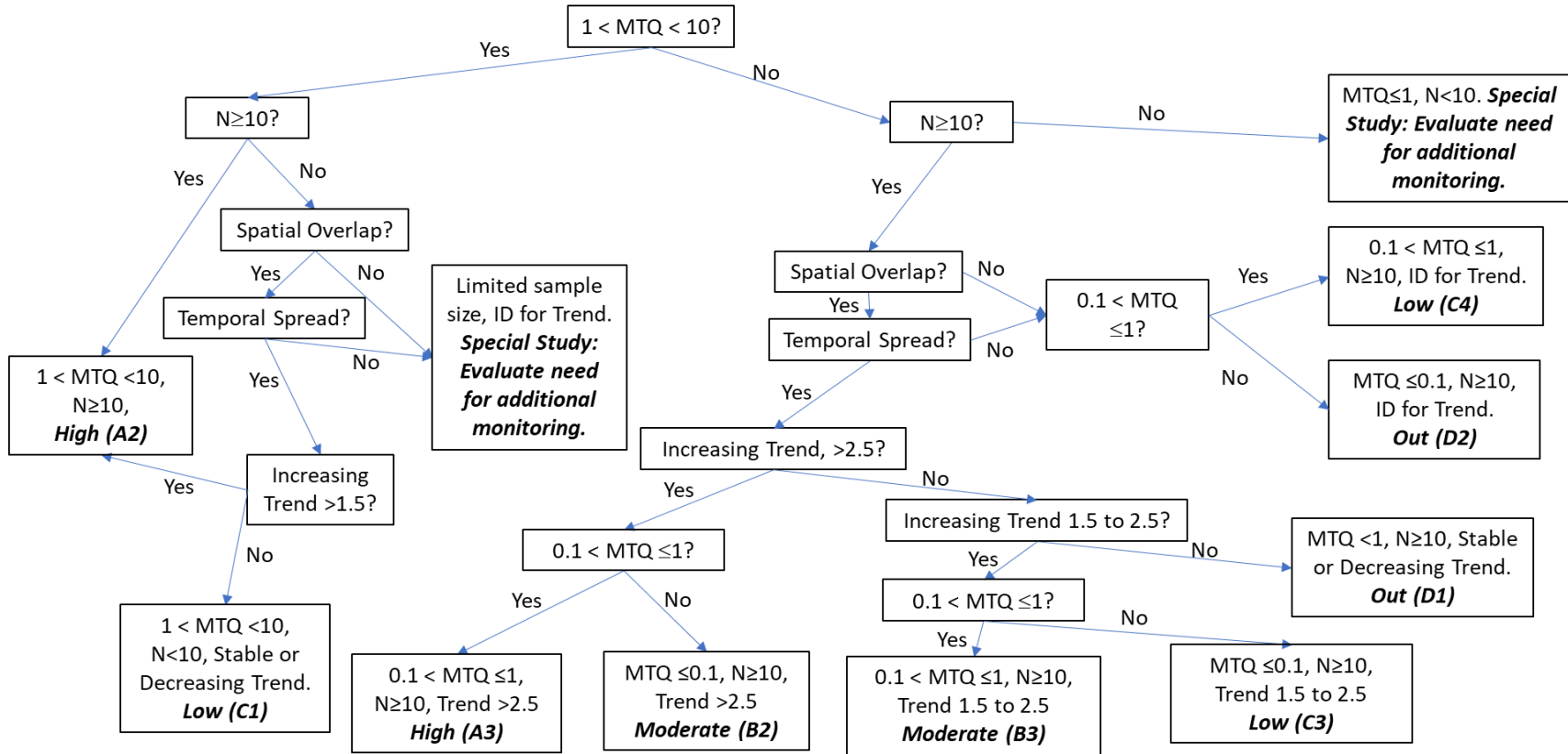


Figure G.2 Decision tree diagram to refine the monitoring prioritization of Constituents of Emerging Concern (CECs) in the A2 (High) Monitoring Category based on preliminary prioritization screening.

Category B1. (Either MTQ_{detect} or MTQ_{sub} or both MTQ_{detect} and MTQ_{sub} are >1 and <10 , with a Gradually Increasing Trend)

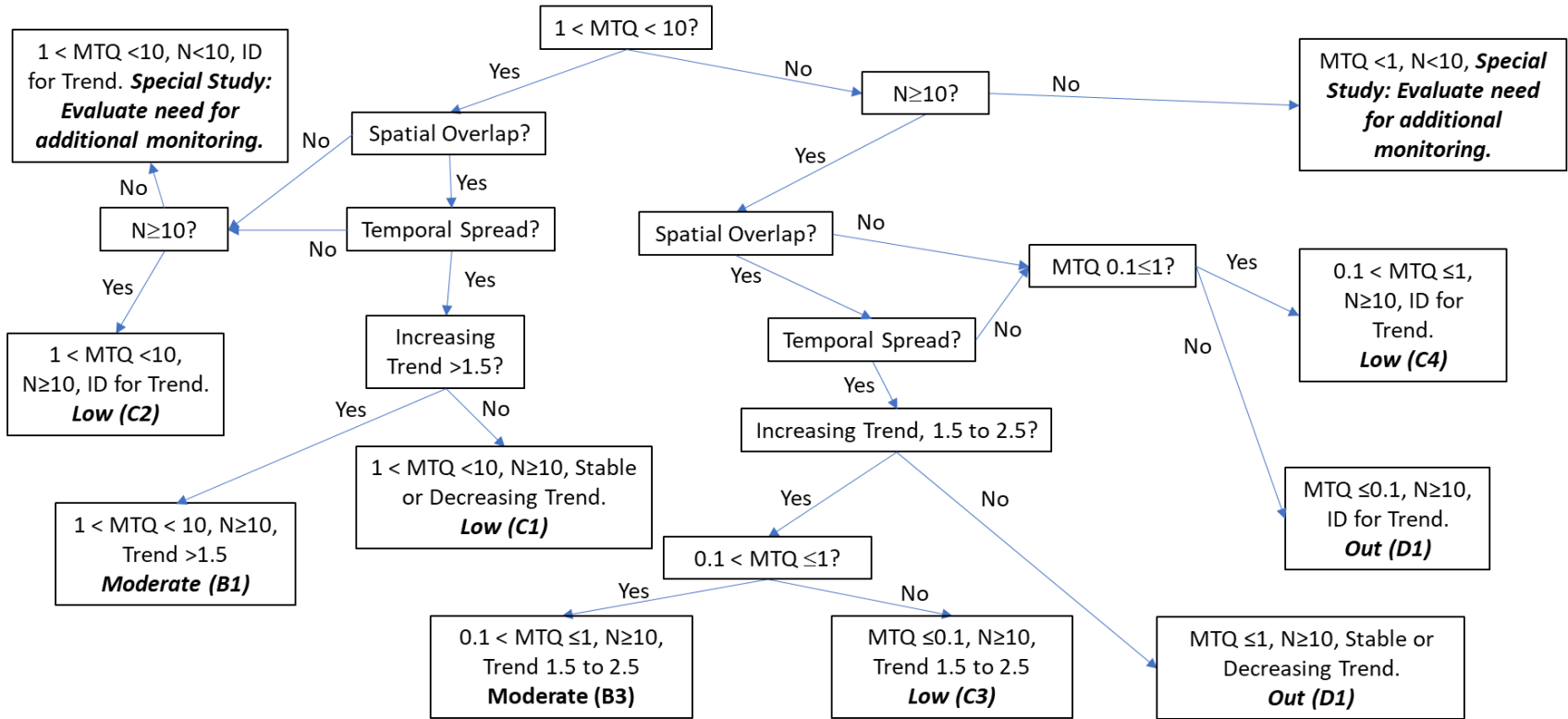


Figure G.3 Decision tree diagram to refine the monitoring prioritization of Constituents of Emerging Concern (CECs) in the B1 (Moderate) Monitoring Category based on preliminary prioritization screening.

Category C1. (Either MTQ_{detect} or MTQ_{sub} or both MTQ_{detect} and MTQ_{sub} are >1 and <10 , with a Stable or Decreasing Trend.)

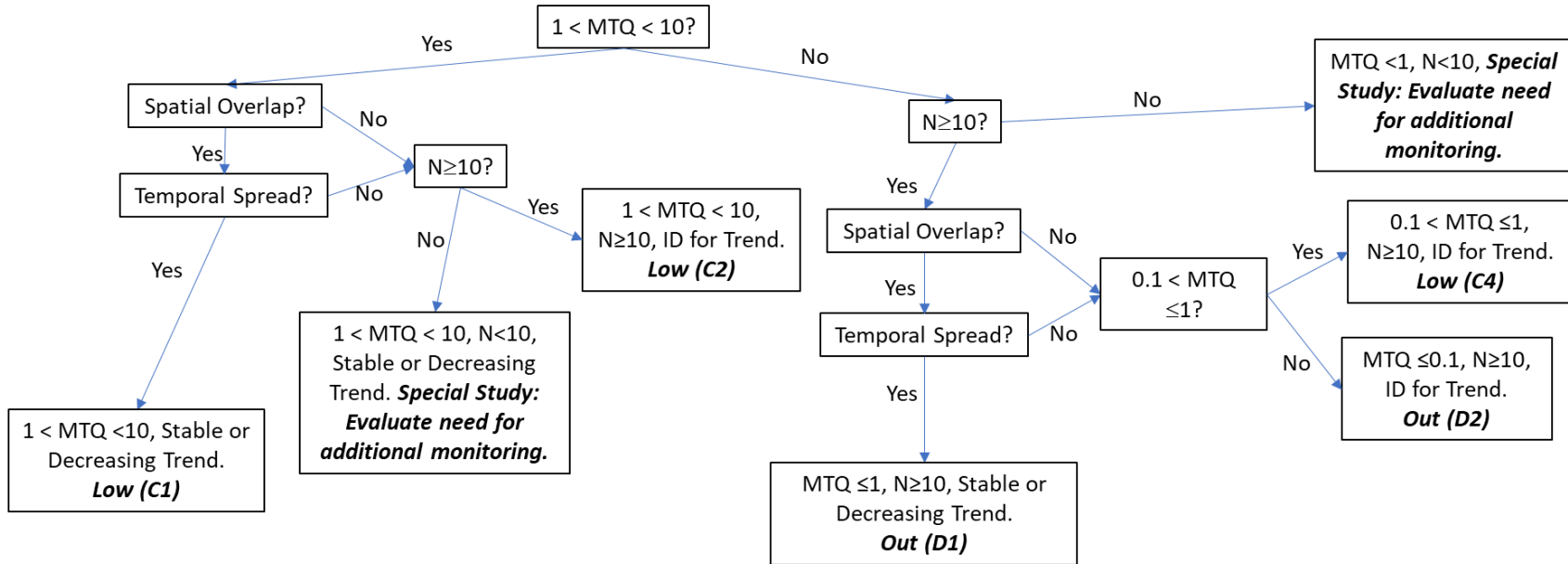


Figure G.4 Decision tree diagram to refine the monitoring prioritization of Constituents of Emerging Concern (CECs) in the C1 (Low) Monitoring Category based on preliminary prioritization screening.

Category C2. (Either MTQ_{detect} or MTQ_{sub} or both MTQ_{detect} and MTQ_{sub} are >1 and <10 , with Insufficient Data to Determine Trend.)

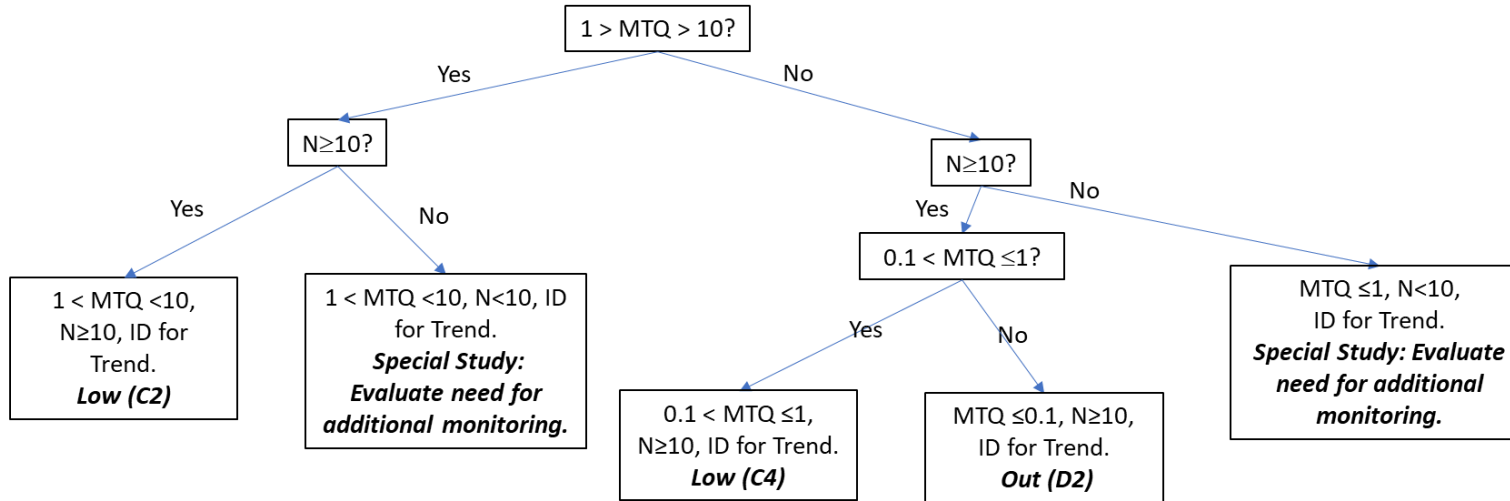


Figure G.5 Decision tree diagram to refine the monitoring prioritization of Constituents of Emerging Concern (CECs) in the C2 (Low) Monitoring Category based on preliminary prioritization screening.

Category A3. (Either MTQ_{detect} or MTQ_{sub} or both MTQ_{detect} and MTQ_{sub} are >0.1 and ≤ 1 , with a Steeply Increasing Trend.)

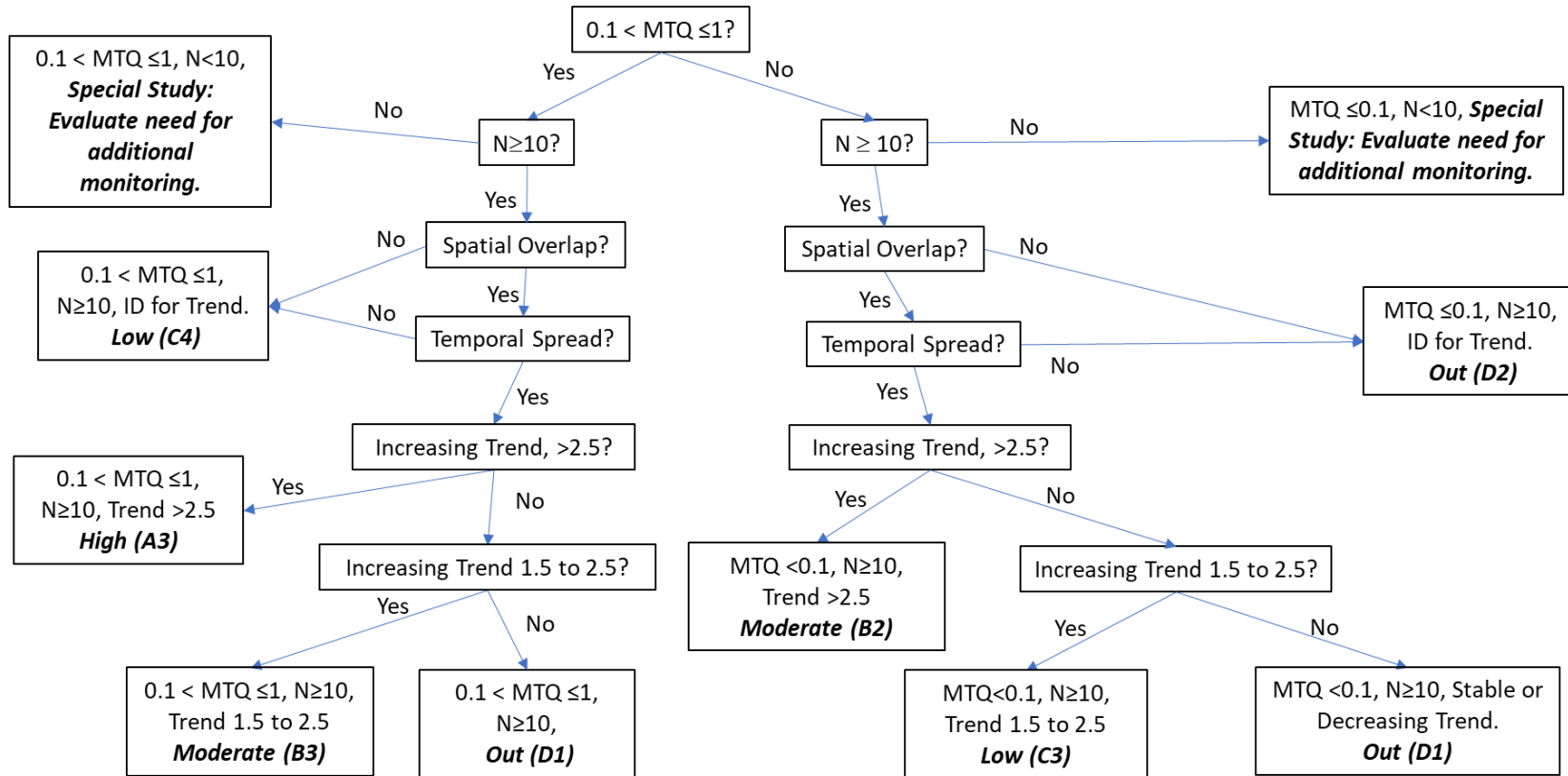


Figure G.6 Decision tree diagram to refine the monitoring prioritization of Constituents of Emerging Concern (CECs) in the A3 (High) Monitoring Category based on preliminary prioritization screening.

Category B2. (Both MTQ_{detect} and MTQ_{sub} are ≤ 0.1 , with a Steeply Increasing Trend.)

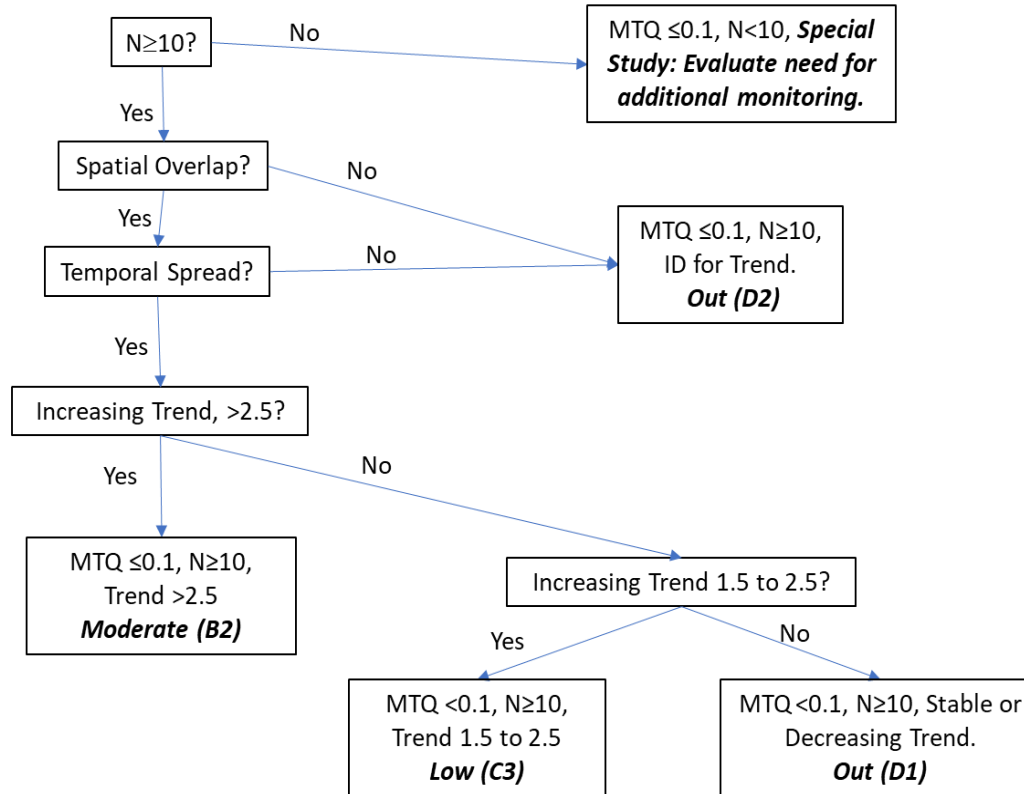


Figure G.7 Decision tree diagram to refine the monitoring prioritization of Constituents of Emerging Concern (CECs) in the B2 (Moderate) Monitoring Category based on preliminary prioritization screening.

Category B3. (Either MTQ_{detect} or MTQ_{sub} or both MTQ_{detect} and MTQ_{sub} are >0.1 and ≤ 1 , with a Moderately Increasing Trend.)

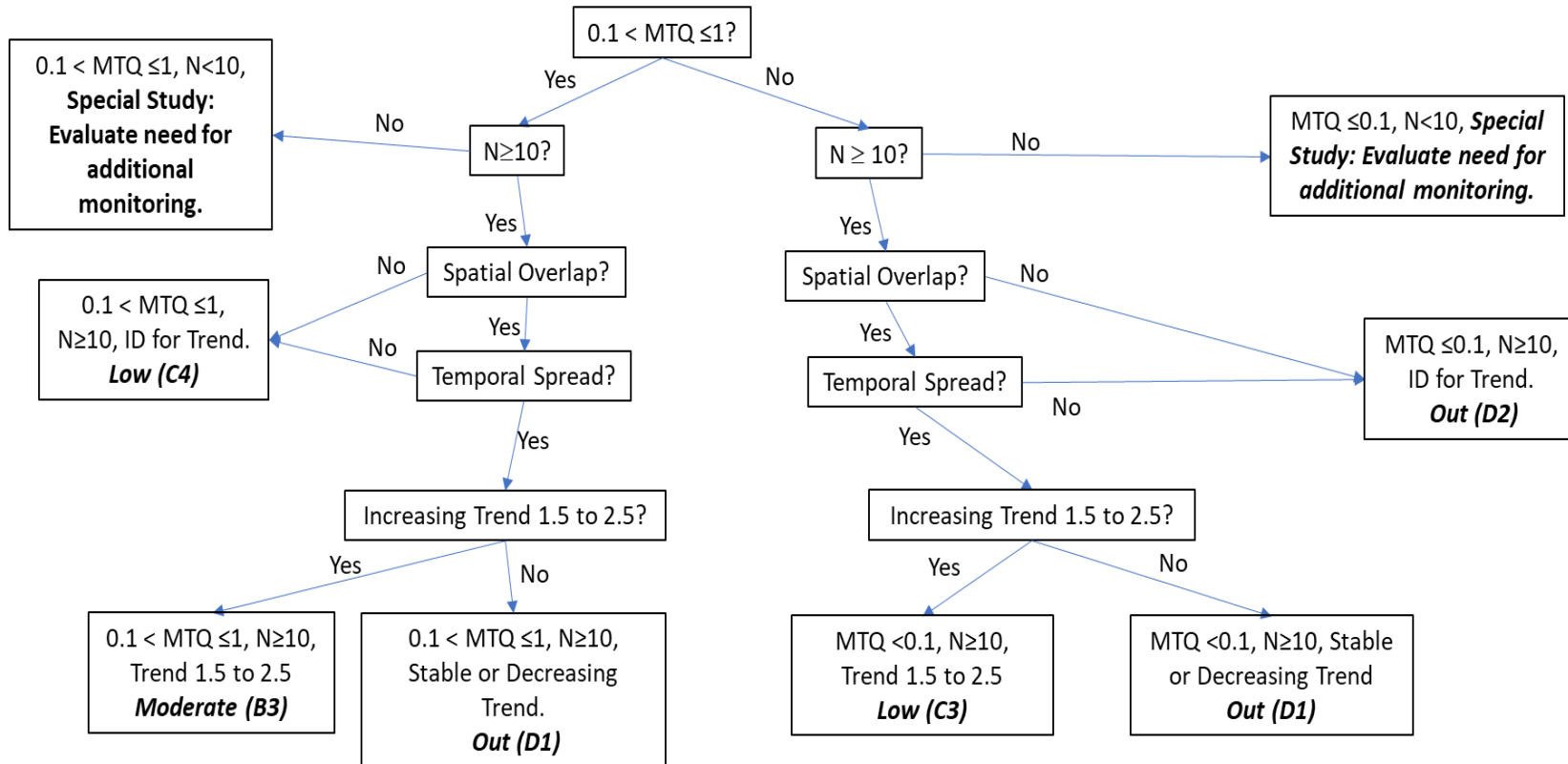


Figure G.8 Decision tree diagram to refine the monitoring prioritization of Constituents of Emerging Concern (CECs) in the B3 (Moderate) Monitoring Category based on preliminary prioritization screening.

Category C3. (Both MTQ_{detect} and MTQ_{sub} are ≤ 0.1 , with a Gradually Increasing Trend.)

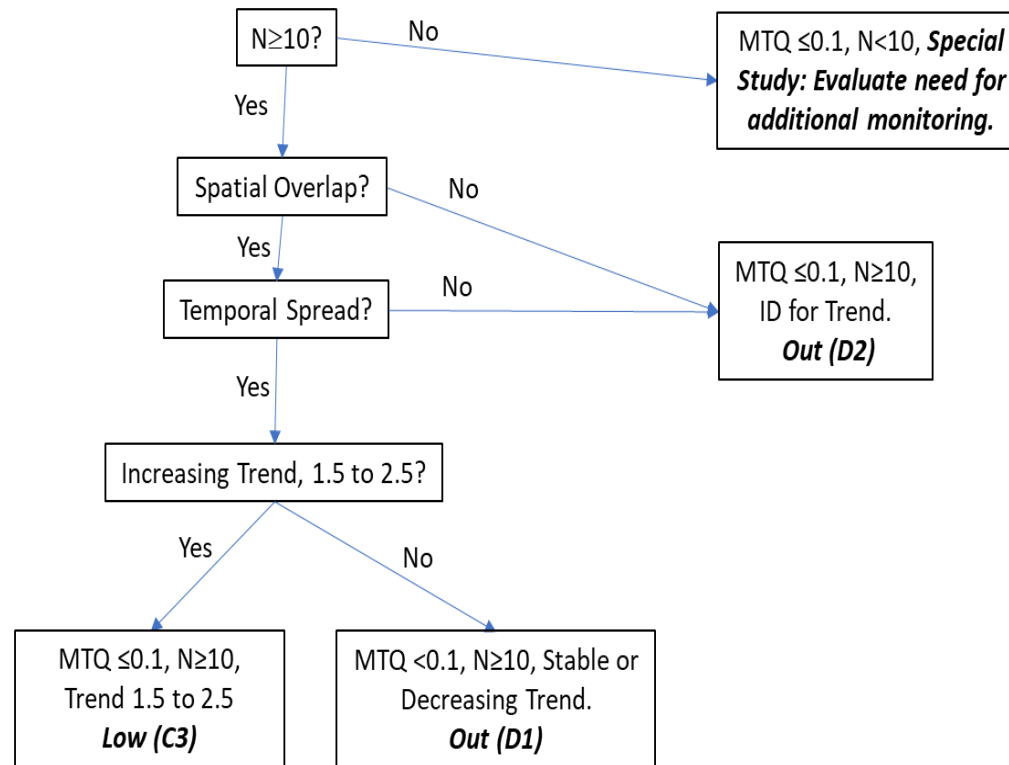


Figure G.9 Decision tree diagram to refine the monitoring prioritization of Constituents of Emerging Concern (CECs) in the C3 (Moderate) Monitoring Category based on preliminary prioritization screening.

Category C4. (Either MTQ_{detect} or MTQ_{sub} or both MTQ_{detect} and MTQ_{sub} are ≤ 1 , with Insufficient Data to Determine Trend.)

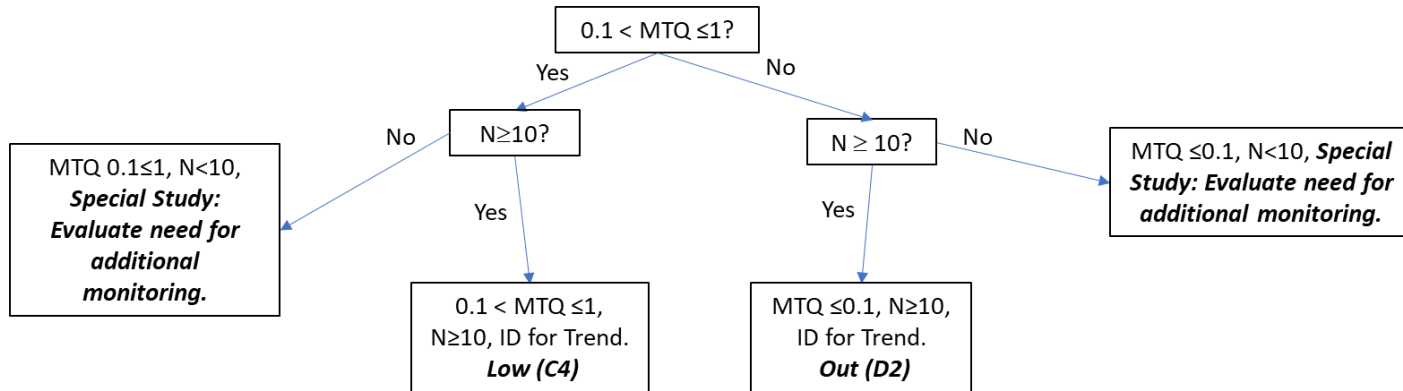


Figure G.10 Decision tree diagram to refine the monitoring prioritization of Constituents of Emerging Concern (CECs) in the C4 (Low) Monitoring Category based on preliminary prioritization screening.

**APPENDIX H – DATA FROM STATE WATER BOARD CEC
DATASET FOR DERIVATION OF PRELIMINARY PRIORITIZATION
TABLES**

Table H.1. Freshwater data, for both detected concentrations (det) and substituted (sub) with method detection limits (MDLs), from State Water Board Constituents of Emerging Concern (CEC) Dataset for preliminary prioritization. N = number of entries for compound in dataset, including number (N) of data overall and for 2005-2010, 2011-2016, and 2016-2021, the 90th percentile of concentrations for these periods, the concentrations for the Monitoring Trigger Level (MTL) and Monitoring Trigger Quotient (MTQ). Temporal trend ratio (trend), preliminary monitoring priority (Prelim. Monit. Priority), and monitoring priority basis (Mon Prior Basis) as noted in Chapter 5.2. All concentrations are in micrograms per liter (ug/L). Toxicity databases used (Tox source): a = Aquatic Benchmark, b = Boillet (2008) in Verlicchi P, AI Aukidy M, Zambello E (2012). Occurrence of pharmaceutical compounds in urban wastewater: removal, mass load and environmental risk after a secondary treatment – a review. Science of the Total Environment 429:123-155. c = CompTox, n = Norman, nl = Norman Lowest PNEC.

Class	Compound	CAS #	Matrix	det or sub	N	N (2005 - 2010)	N (2011 - 2015)	N (2016 - 2021)	90 th percentile	90 th percentile (2005-2010)	90 th percentile (2011-2015)	90 th percentile (2015-2021)	MTL	Tox Source	MTQ	trend	Prelim. Monit. Priority	Mon Prior Basis
AP/APEs	2-(4-nonylphenoxy)ethanol	104-35-8	Total	det	1	-	1	-	5.3E-01	-	5.3E-01	-	4.5E+01	n	1.2E-02	-	Out	D2
AP/APEs	2-(4-nonylphenoxy)ethanol	104-35-8	Total	sub	8	1	4	3	1.6E+00	8.9E+02	1.6E+00	1.6E+00	4.5E+01	n	3.6E-02	-	Out	D1
Pesticide	2,4-dichlorophenoxyacetic acid	94-75-7	Dissolved	det	176	18	44	114	1.4E-01	1.4E-01	2.6E-01	1.3E-01	3.0E+01	a	4.7E-03	4.9E-01	Out	D1
Pesticide	2,4-dichlorophenoxyacetic acid	94-75-7	Dissolved	sub	1238	48	346	844	1.0E+01	7.6E-02	1.0E+01	1.0E+01	3.0E+01	a	3.3E-01	-	Out	D1
Pesticide	2,4-dichlorophenoxyacetic acid	94-75-7	Total	det	67	65	-	2	1.9E-01	1.5E-01	-	1.2E+00	3.0E+01	a	6.3E-03	-	Out	D2
Pesticide	2,4-dichlorophenoxyacetic acid	94-75-7	Total	sub	192	65	74	53	1.6E-01	1.5E-01	4.5E-01	1.5E-01	3.0E+01	a	5.4E-03	-	Out	D1
AP/APEs	2-[2-(4-nonylphenoxy)ethoxy]ethanol (mixture)	20427-84-3	Dissolved	det	1	1	-	-	4.0E-01	4.0E-01	-	-	3.7E+01	n	1.1E-02	-	Out	D2
AP/APEs	2-[2-(4-nonylphenoxy)ethoxy]ethanol (mixture)	20427-84-3	Dissolved	sub	13	13	-	-	5.0E+00	5.0E+00	-	-	3.7E+01	n	1.4E-01	-	Low	C4
AP/APEs	2-[2-(4-nonylphenoxy)ethoxy]ethanol (mixture)	20427-84-3	Total	det	2	-	2	-	1.2E+00	-	1.2E+00	-	3.7E+01	n	3.3E-02	-	Out	D2
AP/APEs	2-[2-(4-nonylphenoxy)ethoxy]ethanol (mixture)	20427-84-3	Total	sub	8	1	4	3	1.6E+00	1.8E+03	1.6E+00	1.6E+00	3.7E+01	n	4.4E-02	-	Out	D1
Pesticide	2-Aminobenzimidazole	934-32-7	Dissolved	det	34	-	20	14	1.6E-02	-	1.0E-02	1.6E-02	2.3E+01	n	6.8E-04	1.6E+00	Low	C3
Pesticide	2-Aminobenzimidazole	934-32-7	Dissolved	sub	862	-	183	679	9.0E+00	-	9.0E+00	1.0E+01	2.3E+01	n	3.9E-01	-	Out	D1
Pesticide	2-Chloro-N-(2-ethyl-6-methylphenyl)acetamide	32428-71-0	Dissolved	det	2	-	2	-	1.4E-01	-	1.4E-01	-	-	-	-	-	Out	D2
Pesticide	2-Chloro-N-(2-ethyl-6-methylphenyl)acetamide	32428-71-0	Dissolved	sub	866	-	187	679	5.0E+00	-	5.0E+00	1.0E+01	-	-	-	-	Out	D2
AP/APEs	2-nonylphenol	136-83-4	Total	det	39	36	3	-	4.4E+00	4.5E+00	1.9E+00	-	3.1E+01	n	1.4E-01	-	Low	C4
AP/APEs	2-nonylphenol	136-83-4	Total	sub	229	189	40	-	1.2E+00	1.8E+00	5.0E+01	-	3.1E+01	n	4.1E-02	-	Out	D2
Pesticide	3,4-Dichloroaniline	95-76-1	Dissolved	det	1038	354	303	381	2.1E-01	1.4E-01	4.2E-02	3.9E-01	6.2E-03	c	3.4E+01	9.3E+00	High	A1
Pesticide	3,4-Dichloroaniline	95-76-1	Dissolved	sub	1489	581	383	525	1.2E-01	3.8E-02	3.3E-02	3.1E-01	6.2E-03	c	1.9E+01	-	High	A1
Pesticide	3,4-Dichloroaniline	95-76-1	Total	det	7	-	7	-	3.0E-03	-	3.0E-03	-	6.2E-03	c	4.9E-01	-	Low	C4
Pesticide	3,4-Dichloroaniline	95-76-1	Total	sub	11	-	11	-	3.0E-03	-	3.0E-03	-	6.2E-03	c	4.9E-01	-	Low	C4
Pesticide	3,5-Dichloroaniline	626-43-7	Dissolved	det	28	15	2	11	1.8E-02	2.0E-02	2.2E-03	1.6E-02	2.9E+01	c	6.2E-04	7.4E+00	Moderate	B2
Pesticide	3,5-Dichloroaniline	626-43-7	Dissolved	sub	1332	491	316	525	7.6E+00	8.0E-03	7.6E+00	7.6E+00	2.9E+01	c	2.6E-01	-	Out	D1
AP/APEs	4-n-Octylphenol	1806-26-4	Dissolved	det	-	-	-	-	-	-	-	-	1.0E-05	c	-	-	Out	D2
AP/APEs	4-n-Octylphenol	1806-26-4	Dissolved	sub	13	13	-	-	1.6E-01	1.6E-01	-	-	1.0E-05	c	1.6E+04	-	High	A1
AP/APEs	4-n-Octylphenol	1806-26-4	Total	det	-	-	-	-	-	-	-	-	1.0E-05	c	-	-	Out	D2
AP/APEs	4-n-Octylphenol	1806-26-4	Total	sub	41	1	37	3	5.0E+01	8.9E+01	5.0E+01	2.0E-02	1.0E-05	c	5.0E+06	-	High	A1
AP/APEs	4-nonylphenol	104-40-5	Dissolved	det	-	-	-	-	-	-	-	-	1.0E-03	c	-	-	Out	D2
AP/APEs	4-nonylphenol	104-40-5	Dissolved	sub	9	8	-	1	2.0E+00	2.0E+00	-	2.0E+00	1.0E-03	c	2.0E+03	-	High	A1
AP/APEs	4-nonylphenol	104-40-5	Total	det	1	-	1	-	3.0E-01	-	3.0E-01	-	1.0E-03	c	3.0E+02	-	High	A1
AP/APEs	4-nonylphenol	104-40-5	Total	sub	36	1	26	9	3.7E-01	1.3E+03	3.7E-01	3.7E-01	1.0E-03	c	3.7E+02	-	High	A1
AP/APEs	4-tert-Octylphenol	140-66-9	Dissolved	det	-	-	-	-	-	-	-	-	1.0E-02	c	-	-	Out	D2
AP/APEs	4-tert-Octylphenol	140-66-9	Dissolved	sub	14	13	-	1	1.0E+00	1.0E+00	-	1.4E-01	1.0E-02	c	1.0E+02	-	High	A1
AP/APEs	4-tert-Octylphenol	140-66-9	Total	det	1	-	1	-	2.0E-01	-	2.0E-01	-	1.0E-02	c	2.0E+01	-	High	A1
AP/APEs	4-tert-Octylphenol	140-66-9	Total	sub	41	1	37	3	5.0E+01	8.9E+01	5.0E+01	4.0E-01	1.0E-02	c	5.0E+03	-	High	A1
PFAS	6:2 FTS	27619-97-2	Total	det	5	5	-	-	2.8E-03	2.8E-03	-	-	6.2E+01	n	4.5E-05	-	Out	D2
PFAS	6:2 FTS	27619-97-2	Total	sub	27	27	-	-	9.0E-04	9.0E-04	-	-	6.2E+01	n	1.4E-05	-	Out	D2
Pesticide	6-Chloro-1,3,5-triazine-2,4-diamine	3397-62-4	Dissolved	det	151	-	75	76	3.0E-01	-	3.0E-01	2.9E-01	1.0E+01	c	3.0E-02	9.9E-01	Out	D1
Pesticide	6-Chloro-1,3,5-triazine-2,4-diamine	3397-62-4	Dissolved	sub	908	-	187	721	2.5E+01	-	2.4E+01	2.5E+01	1.0E+01	c	2.5E+00	-	Low	C1
PFAS	8:2 FTS	39108-34-4	Total	det	1	1	-	-	7.0E-04	7.0E-04	-	-	2.5E+01	n	2.8E-05	-	Out	D2
PFAS	8:2 FTS	39108-34-4	Total	sub	27	27	-	-	2.0E-04	2.0E-04	-	-	2.5E+01	n	7.9E-06	-	Out	D2
Pesticide	acephate	30560-19-1	Dissolved	det	77	-	17	60	1.2E-01	-	3.3E-02	2.7E-01	1.5E+02	a	8.2E-04	8.1E+00	Moderate	B2
Pesticide	acephate	30560-19-1	Dissolved	sub	920	-	183	737	1.0E+01	-	1.0E+01	2.5E+01	1.5E+02	a	6.7E-02	-	Low	C3
Pharmaceutical	acetaminophen	103-90-2	Dissolved	det	11	-	-	11	2.3E-01	-	-	2.3E-01	1.0E-02	c	2.3E+01	-	High	A1
Pharmaceutical	acetaminophen	103-90-2	Dissolved	sub	492	1	125	366	1.0E+01	1.2E-01	1.0E+01	8.0E+01	1.0E-02	c	1.0E+03	-	High	A1
Pharmaceutical	acetaminophen	103-90-2	Total	det	-	-	-	-	-	-	-	-	1.0E-02	c	-	-	Out	D2
Pharmaceutical	acetaminophen	103-90-2	Total	sub	2	-	-	2	2.0E+01	-	-	2.0E+01	1.0E-02	c	2.0E+03	-	High	A1
Pesticide	Acetamiprid	135410-20-7	Dissolved	det	15	-	6	9	1.4E-01	-	1.3E-01	6.4E-02	2.1E+00	a	6.5E-02	5.1E-01	Out	D1
Pesticide	Acetamiprid	135410-20-7	Dissolved	sub	719	-	179	540	3.3E+00	-	3.3E+00	3.3E+00	2.1E+00	a	1.6E+00	-	Low	C1

Class	Compound	CAS #	Matrix	det or sub	N	N (2005 - 2010)	N (2011 - 2015)	N (2016 - 2021)	90 th percentile	90 th percentile (2005-2010)	90 th percentile (2011-2015)	90 th percentile (2015-2021)	MTL	Tox Source	MTQ	trend	Prelim. Monit. Priority	Mon Prior Basis
Pesticide	Acetamiprid	135410-20-7	Total	det	73	-	-	73	9.5E-01	-	-	9.5E-01	2.1E+00	a	4.5E-01	-	Low	C4
Pesticide	Acetamiprid	135410-20-7	Total	sub	228	-	-	228	2.4E-01	-	-	2.4E-01	2.1E+00	a	1.1E-01	-	Low	C4
Personal Care Product	Acetophenone	98-86-2	Dissolved	det	6	6	-	-	1.0E-01	1.0E-01	-	-	2.5E+04	c	4.0E-06	-	Out	D2
Personal Care Product	Acetophenone	98-86-2	Dissolved	sub	14	13	-	1	4.0E-01	4.0E-01	-	4.0E-01	2.5E+04	c	1.6E-05	-	Out	D1
Personal Care Product	Acetophenone	98-86-2	Total	det	-	-	-	-	-	-	-	-	2.5E+04	c	-	-	Out	D2
Personal Care Product	Acetophenone	98-86-2	Total	sub	41	2	36	3	5.0E+01	1.3E+02	5.0E+01	4.0E-01	2.5E+04	c	2.0E-03	-	Out	D1
Pesticide	Acibenzolar-S-Methyl	135158-54-2	Dissolved	det	4	-	-	4	8.8E-02	-	-	8.8E-02	2.6E+00	a	3.4E-02	-	Out	D2
Pesticide	Acibenzolar-S-Methyl	135158-54-2	Dissolved	sub	630	-	107	523	3.0E+00	-	3.0E+00	3.0E+00	2.6E+00	a	1.2E+00	-	Low	C1
Pharmaceutical	albuterol	18559-94-9	Dissolved	det	-	-	-	-	-	-	-	-	1.7E+03	n	-	-	Out	D2
Pharmaceutical	albuterol	18559-94-9	Dissolved	sub	385	1	154	230	1.0E+01	8.0E-02	1.0E+01	4.0E+01	1.7E+03	n	5.8E-03	-	Moderate	B2
Pesticide	ALLETHRIN	584-79-2	Dissolved	det	-	-	-	-	-	-	-	-	1.1E-02	a	-	-	Out	D2
Pesticide	ALLETHRIN	584-79-2	Dissolved	sub	922	185	199	538	1.0E+00	6.0E+00	6.0E+00	1.0E+00	1.1E-02	a	9.5E+01	-	High	A1
Pesticide	ALLETHRIN	584-79-2	Total	det	124	34	87	3	1.4E-03	1.2E-03	3.4E-04	2.0E-03	1.1E-02	a	1.3E-01	5.8E+00	High	A3
Pesticide	ALLETHRIN	584-79-2	Total	sub	862	216	301	345	5.0E-04	5.0E-04	5.0E-04	5.0E-04	1.1E-02	a	4.8E-02	-	Out	D1
Pharmaceutical	alprazolam	28981-97-7	Dissolved	det	-	-	-	-	-	-	-	-	7.7E+00	n	-	-	Out	D2
Pharmaceutical	alprazolam	28981-97-7	Dissolved	sub	252	-	22	-	1.0E+01	-	1.0E+01	-	7.7E+00	n	1.3E+00	-	Low	C1
Pharmaceutical	amitriptyline	50-48-6	Dissolved	det	-	-	-	-	-	-	-	-	1.4E+01	n	-	-	Out	D2
Pharmaceutical	amitriptyline	50-48-6	Dissolved	sub	503	-	154	349	1.0E+01	-	1.0E+01	1.0E+01	1.4E+01	n	7.4E-01	-	Out	D1
Pharmaceutical	Amoxicillin	26787-78-0	Dissolved	det	-	-	-	-	-	-	-	-	1.0E+03	c	-	-	Out	D2
Pharmaceutical	Amoxicillin	26787-78-0	Dissolved	sub	-	-	-	-	-	-	-	-	1.0E+03	c	-	-	Out	D2
Pharmaceutical	Amoxicillin	26787-78-0	Total	det	-	-	-	-	-	-	-	-	1.0E+03	c	-	-	Out	D2
Pharmaceutical	Amoxicillin	26787-78-0	Total	sub	1	-	-	1	3.0E+01	-	-	3.0E+01	1.0E+03	c	3.0E-02	-	Out	D2
Pharmaceutical	amphetamine	300-62-9	Dissolved	det	1	-	-	1	1.3E-02	-	-	1.3E-02	2.5E+03	n	5.2E-06	-	Out	D2
Pharmaceutical	amphetamine	300-62-9	Dissolved	sub	510	-	146	364	1.0E+01	-	1.0E+01	1.0E+01	2.5E+03	n	4.0E-03	-	Out	D1
HABs	Anatoxin a	64285-06-9	Total	det	122	-	2	120	1.7E+02	-	2.1E+00	1.8E+02	3.4E+03	nl	5.1E-02	8.5E+01	Moderate	B2
HABs	Anatoxin a	64285-06-9	Total	sub	443	21	116	306	3.0E+00	5.0E-02	2.5E-01	2.8E+01	3.4E+03	nl	8.9E-04	-	Moderate	B2
Pharmaceutical	Androstenedione	63-05-8	Total	det	2	-	2	-	2.0E-03	-	2.0E-03	-	7.0E-02	c	2.9E-02	-	Out	D2
Pharmaceutical	Androstenedione	63-05-8	Total	sub	20	-	20	-	8.0E-01	-	8.0E-01	-	7.0E-02	c	1.1E+01	-	High	A1
Pharmaceutical	Androsterone	53-41-8	Total	det	-	-	-	-	-	-	-	-	2.2E+01	n	-	-	Out	D2
Pharmaceutical	Androsterone	53-41-8	Total	sub	20	-	20	-	8.0E-01	-	8.0E-01	-	2.2E+01	n	3.7E-02	-	Out	D2
Pharmaceutical	atenolol	29122-68-7	Dissolved	det	4	-	-	4	4.3E-02	-	-	4.3E-02	3.0E+00	b	1.4E-02	-	Out	D2
Pharmaceutical	atenolol	29122-68-7	Dissolved	sub	506	-	154	352	1.0E+01	-	1.0E+01	2.0E+01	3.0E+00	b	3.3E+00	-	Moderate	B1
Pharmaceutical	atorvastatin	134523-00-5	Dissolved	det	1	-	-	1	2.1E-03	-	-	2.1E-03	8.5E-01	c	2.5E-03	-	Out	D2
Pharmaceutical	atorvastatin	134523-00-5	Dissolved	sub	135	-	132	1	1.0E+01	-	1.0E+01	2.1E-03	8.5E-01	c	1.2E+01	-	High	A1
Pesticide	Atrazine	1912-24-9	Dissolved	det	284	135	87	62	1.6E-02	1.0E-02	2.2E-02	2.9E-02	1.0E-01	a	1.6E-01	1.3E+00	Out	D1
Pesticide	Atrazine	1912-24-9	Dissolved	sub	2941	592	847	1502	2.3E+00	7.0E-03	5.0E+00	2.3E+00	1.0E-01	a	2.3E+01	-	High	A1
Pesticide	Atrazine	1912-24-9	Total	det	141	114	23	4	5.0E-01	5.0E-01	2.2E-01	9.0E-01	1.0E-01	a	5.0E+00	4.1E+00	High	A2
Pesticide	Atrazine	1912-24-9	Total	sub	3890	1880	1420	590	7.0E-02	6.7E-02	7.0E-02	7.0E-02	1.0E-01	a	7.0E-01	-	Out	D1
Pesticide	Atrazine-desethyl-2-hydroxy	19988-24-0	Dissolved	det	20	-	12	8	4.1E-03	-	2.5E-03	5.5E-03	6.7E+01	n	6.1E-05	2.2E+00	Low	C3
Pesticide	Atrazine-desethyl-2-hydroxy	19988-24-0	Dissolved	sub	909	-	187	722	4.0E+00	-	4.0E+00	5.0E+00	6.7E+01	n	6.0E-02	-	Out	D1
Pharmaceutical	azithromycin	83905-01-5	Dissolved	det	2	-	1	1	1.7E-02	-	5.0E-03	1.8E-02	1.7E+01	n	9.7E-04	3.6E+00	Moderate	B2
Pharmaceutical	azithromycin	83905-01-5	Dissolved	sub	7	-	4	1	1.0E-02	-	5.0E-03	1.8E-02	1.7E+01	n	5.9E-04	-	Moderate	B2
Pesticide	Azoxystrobin	131860-33-8	Dissolved	det	1176	84	353	739	3.7E-01	7.2E+00	1.5E-01	3.7E-01	4.4E+00	a	8.4E-02	2.4E+00	Low	C3
Pesticide	Azoxystrobin	131860-33-8	Dissolved	sub	2130	176	615	1339	1.7E-01	3.1E+00	1.0E-01	1.8E-01	4.4E+00	a	3.8E-02	-	Low	C3
Pesticide	Azoxystrobin	131860-33-8	Total	det	11	1	10	-	2.4E-01	2.7E+00	1.1E-01	-	4.4E+00	a	5.4E-02	-	Out	D2
Pesticide	Azoxystrobin	131860-33-8	Total	sub	22	2	20	-	9.8E-02	2.5E+00	7.8E-02	-	4.4E+00	a	2.2E-02	-	Out	D2
Pesticide	benfluralin	1861-40-1	Dissolved	det	5	4	1	-	8.6E-03	8.7E-03	3.0E-03	-	1.9E-01	a	4.5E-02	-	Out	D2
Pesticide	benfluralin	1861-40-1	Dissolved	sub	1149	408	224	517	1.4E-02	1.0E-02	1.4E-02	2.0E+00	1.9E-01	a	7.4E-02	-	Moderate	B2
Pesticide	benfluralin	1861-40-1	Total	det	-	-	-	-	-	-	-	-	1.9E-01	a	-	-	Out	D2
Pesticide	benfluralin	1861-40-1	Total	sub	10	-	-	10	2.0E+00	-	-	2.0E+00	1.9E-01	a	1.1E+01	-	High	A1
Pesticide	Benomyl	17804-35-2	Dissolved	det	18	15	3	-	6.3E-02	5.3E-02	1.2E-01	-	1.5E-01	c	4.2E-01	-	Low	C4
Pesticide	Benomyl	17804-35-2	Dissolved	sub	84	76	8	-	6.0E-02	6.0E-02	8.6E-02	-	1.5E-01	c	4.0E-01	-	Low	C4
Pesticide	Benomyl	17804-35-2	Total	det	123	111	12	-	2.0E-01	2.0E-01	2.0E-01	-	1.5E-01	c	1.3E+00	-	Low	C2
Pesticide	Benomyl	17804-35-2	Total	sub	178	155	23	-	2.0E-01	2.0E-01	2.0E-01	-	1.5E-01	c	1.3E+00	-	Low	C2
Pesticide	BENSULIDE	741-58-2	Total	det	12	-	12	-	4.1E+00	-	4.1E+00	-	1.1E+00	a	3.7E+00	-	Low	C2
Pesticide	BENSULIDE	741-58-2	Total	sub	12	-	12	-	4.1E+00	-	4.1E+00	-	1.1E+00	a	3.7E+00	-	Low	C2
Personal Care Product	benzophenone	119-61-9	Dissolved	det	7	6	-	1	5.2E-02	5.0E-02	-	4.0E-02	2.0E+01	c	2.6E-03	8.0E-01	Out	D1
Personal Care Product	benzophenone	119-61-9	Dissolved	sub	13	12	-	1	1.2E-01	1.5E-01	-	4.0E-02	2.0E+01	c	6.0E-03	-	Out	D1
Personal Care Product	benzophenone	119-61-9	Total	det	2	-	1	1	6.6E-02	-	7.0E-02	3.0E-02	2.0E+01	c	3.3E-03	4.3E-01	Out	D1
Personal Care Product	benzophenone	119-61-9	Total	sub	40	1	36	3	5.0E+01	8.9E+01	5.0E+01	8.0E-02	2.0E+01	c	2.5E+00	-	Low	C1

Class	Compound	CAS #	Matrix	det or sub	N	N (2005 - 2010)	N (2011 - 2015)	N (2016 - 2021)	90 th percentile	90 th percentile (2005-2010)	90 th percentile (2011-2015)	90 th percentile (2016-2021)	MTL	Tox Source	MTQ	trend	Prelim. Monit. Priority	Mon Prior Basis
Pharmaceutical	benzoylecgonine	519-09-5	Dissolved	det	-	-	-	-	-	-	-	-	-	-	-	-	Out	D2
Pharmaceutical	benzoylecgonine	519-09-5	Dissolved	sub	272	-	153	119	1.0E+01	-	1.0E+01	1.0E+01	-	-	-	-	Out	D2
Pharmaceutical	benztropine	86-13-5	Dissolved	det	1	-	-	1	2.3E-02	-	-	2.3E-02	2.7E+00	n	8.5E-03	-	Out	D2
Pharmaceutical	benztropine	86-13-5	Dissolved	sub	1	-	-	1	2.3E-02	-	-	2.3E-02	2.7E+00	n	8.5E-03	-	Out	D2
Pharmaceutical	betamethasone	378-44-9	Dissolved	det	-	-	-	-	-	-	-	-	2.0E+02	c	-	-	Out	D2
Pharmaceutical	betamethasone	378-44-9	Dissolved	sub	230	-	-	230	1.4E+02	-	-	1.4E+02	2.0E+02	c	7.0E-01	-	Low	C4
Pharmaceutical	Bezafibrate	41859-67-0	Dissolved	det	-	-	-	-	-	-	-	-	1.0E-01	c	-	-	Out	D2
Pharmaceutical	Bezafibrate	41859-67-0	Dissolved	sub	273	-	154	119	1.0E+01	-	1.0E+01	1.0E+01	1.0E-01	c	1.0E+02	-	High	A1
Pesticide	Bifenthrin	82657-04-3	Dissolved	det	33	3	13	17	4.6E-02	1.9E-02	6.6E-02	2.6E-02	5.0E-06	a	9.1E+03	3.9E-01	High	A1
Pesticide	Bifenthrin	82657-04-3	Dissolved	sub	1803	200	391	1212	4.7E+00	4.7E+00	4.7E+00	7.0E-01	5.0E-06	a	9.4E+05	-	High	A1
Pesticide	Bifenthrin	82657-04-3	Total	det	877	177	363	337	1.3E-01	8.4E-02	2.7E-01	9.4E-02	5.0E-06	a	2.7E+04	3.4E-01	High	A1
Pesticide	Bifenthrin	82657-04-3	Total	sub	3283	1475	1142	666	1.6E-02	5.0E-03	2.3E-02	4.5E-02	5.0E-06	a	3.2E+03	-	High	A1
Bisphenols	bisphenol a	80-05-7	Dissolved	det	2	-	-	2	1.4E-02	-	-	1.4E-02	1.0E-03	c	1.4E+01	-	High	A1
Bisphenols	bisphenol a	80-05-7	Dissolved	sub	2	-	-	2	1.4E-02	-	-	1.4E-02	1.0E-03	c	1.4E+01	-	High	A1
Bisphenols	bisphenol a	80-05-7	Total	det	1	-	1	-	1.4E-01	-	1.4E-01	-	1.0E-03	c	1.4E+02	-	High	A1
Bisphenols	bisphenol a	80-05-7	Total	sub	50	1	46	3	5.0E+01	8.9E+01	5.0E+01	4.0E-02	1.0E-03	c	5.0E+04	-	High	A1
Pesticide	Boscalid	188425-85-6	Dissolved	det	647	77	178	392	9.2E-02	6.4E-01	8.3E-02	4.9E-02	1.2E+02	a	8.0E-04	6.0E-01	Out	D1
Pesticide	Boscalid	188425-85-6	Dissolved	sub	935	134	278	523	5.4E-02	3.0E-01	4.8E-02	4.4E-02	1.2E+02	a	4.6E-04	-	Out	D1
Pesticide	BROMACIL	314-40-9	Dissolved	det	158	4	67	87	2.2E-01	1.6E+00	2.2E-01	1.5E-01	6.8E+00	a	3.2E-02	6.5E-01	Out	D1
Pesticide	BROMACIL	314-40-9	Dissolved	sub	1293	89	347	857	1.0E+01	6.0E-02	8.2E+00	1.0E+01	6.8E+00	a	1.5E+00	-	Low	C1
Pesticide	BROMACIL	314-40-9	Total	det	126	112	14	-	2.0E-01	2.0E-01	2.4E-01	-	6.8E+00	a	2.9E-02	-	Out	D2
Pesticide	BROMACIL	314-40-9	Total	sub	295	205	66	24	2.0E-01	2.0E-01	2.6E+01	1.0E-01	6.8E+00	a	2.9E-02	-	Out	D1
Phthalates	Butyl benzyl phthalate	85-68-7	Dissolved	det	-	-	-	-	-	-	-	-	1.0E-02	c	-	-	Out	D2
Phthalates	Butyl benzyl phthalate	85-68-7	Dissolved	sub	-	-	-	-	-	-	-	-	1.0E-02	c	-	-	Out	D2
Phthalates	Butyl benzyl phthalate	85-68-7	Total	det	222	193	24	5	8.2E-01	6.9E-02	1.0E+01	6.0E-01	1.0E-02	c	8.2E+01	6.0E-02	High	A1
Phthalates	Butyl benzyl phthalate	85-68-7	Total	sub	272	221	32	19	5.4E-01	6.5E-02	1.0E+01	5.6E-01	1.0E-02	c	5.4E+01	-	High	A1
Personal Care Product	Butylparaben	94-26-8	Dissolved	det	-	-	-	-	-	-	-	-	2.6E-01	c	-	-	Out	D2
Personal Care Product	Butylparaben	94-26-8	Dissolved	sub	273	-	154	119	1.0E+01	-	1.0E+01	1.0E+01	2.6E-01	c	3.8E+01	-	High	A1
Pharmaceutical	caffeine	58-08-2	Dissolved	det	86	40	3	43	5.8E-01	4.2E-01	3.7E-01	5.9E-01	1.0E-04	c	5.8E+03	1.6E+00	High	A1
Pharmaceutical	caffeine	58-08-2	Dissolved	sub	548	86	108	354	1.0E+01	1.8E-01	2.5E+01	2.5E+01	1.0E-04	c	1.0E+05	-	High	A1
Pharmaceutical	caffeine	58-08-2	Total	det	86	41	43	2	1.1E+00	6.6E-01	7.2E-01	2.8E+00	1.0E-04	c	1.1E+04	4.0E+00	High	A1
Pharmaceutical	caffeine	58-08-2	Total	sub	174	80	85	9	3.0E-01	2.0E-01	4.1E-01	1.6E+00	1.0E-04	c	3.0E+03	-	High	A1
Personal Care Product	Camphor	76-22-2	Dissolved	det	12	11	-	1	1.3E-01	1.4E-01	-	1.9E-02	3.6E+02	n	3.5E-04	1.4E-01	Out	D1
Personal Care Product	Camphor	76-22-2	Dissolved	sub	14	13	-	1	1.3E-01	1.3E-01	-	1.9E-02	3.6E+02	n	3.4E-04	-	Out	D1
Personal Care Product	Camphor	76-22-2	Total	det	2	-	2	-	3.8E-02	-	3.8E-02	-	3.6E+02	n	1.0E-04	-	Out	D2
Personal Care Product	Camphor	76-22-2	Total	sub	40	1	36	3	5.0E+01	8.9E+01	5.0E+01	8.0E-02	3.6E+02	n	1.4E-01	-	Out	D1
Pharmaceutical	carbadox	1791337	Total	det	-	-	-	-	-	-	-	-	2.7E+02	n	-	-	Out	D2
Pharmaceutical	carbadox	1791337	Total	sub	43	8	35	-	2.0E-03	2.0E-03	2.0E-03	-	2.7E+02	n	7.5E-06	-	Out	D2
Pharmaceutical	carbamazepine	298-46-4	Dissolved	det	20	-	2	18	2.5E-02	-	7.7E-02	2.3E-02	5.0E-02	c	5.0E-01	3.0E-01	Out	D1
Pharmaceutical	carbamazepine	298-46-4	Dissolved	sub	511	1	158	352	1.0E+01	6.0E-02	1.0E+01	1.0E+01	5.0E-02	c	2.0E+02	-	High	A1
Pharmaceutical	carbamazepine	298-46-4	Total	det	5	-	5	-	1.5E-01	-	1.5E-01	-	5.0E-02	c	3.1E+00	-	Low	C2
Pharmaceutical	carbamazepine	298-46-4	Total	sub	43	8	35	-	5.8E-03	5.0E-03	1.4E-02	-	5.0E-02	c	1.2E-01	-	Low	C4
Pesticide	CARBARYL	63-25-2	Dissolved	det	276	141	77	58	1.1E-01	1.7E-01	6.4E-02	8.8E-02	5.0E-02	a	2.2E+00	1.4E+00	Low	C1
Pesticide	CARBARYL	63-25-2	Dissolved	sub	2784	668	735	1381	6.5E+00	6.0E-02	6.0E+00	6.5E+00	5.0E-02	a	1.3E+02	-	High	A1
Pesticide	CARBARYL	63-25-2	Total	det	190	122	62	6	2.5E-01	6.0E-02	5.0E-01	1.9E-01	5.0E-02	a	5.0E+00	3.7E-01	Low	C1
Pesticide	CARBARYL	63-25-2	Total	sub	2971	1308	1234	429	5.0E-02	5.0E-02	5.0E-02	5.0E-02	5.0E-02	a	1.0E+00	-	Low	C1
Pesticide	Carbendazim	10605-21-7	Dissolved	det	624	-	162	462	9.7E-02	-	8.7E-02	1.1E-01	9.9E-02	a	9.8E-01	1.2E+00	Out	D1
Pesticide	Carbendazim	10605-21-7	Dissolved	sub	1532	-	289	1243	5.1E-02	-	6.2E-02	4.2E+00	9.9E-02	a	5.2E-01	-	High	A3
Pesticide	Carfentrazone-ethyl	128639-02-1	Total	det	-	-	-	-	-	-	-	-	5.9E-01	a	-	-	Out	D2
Pesticide	Carfentrazone-ethyl	128639-02-1	Total	sub	7	7	-	-	1.0E-01	1.0E-01	-	-	5.9E-01	a	1.7E-01	-	Low	C4
Pharmaceutical	Carisoprodol	78-44-4	Dissolved	det	2	-	-	2	1.9E-02	-	-	1.9E-02	1.2E+03	n	1.6E-05	-	Out	D2
Pharmaceutical	Carisoprodol	78-44-4	Dissolved	sub	495	-	146	349	1.0E+01	-	1.0E+01	1.0E+01	1.2E+03	n	8.3E-03	-	Out	D1
Personal Care Product	celestolide	13171-00-1	Total	det	-	-	-	-	-	-	-	-	3.6E-01	c	-	-	Out	D2
Personal Care Product	celestolide	13171-00-1	Total	sub	33	-	33	-	5.0E+01	-	5.0E+01	-	3.6E-01	c	1.4E+02	-	High	A1
Pesticide	Chlorantraniliprole	500008-45-7	Dissolved	det	354	-	63	291	4.3E-02	-	2.6E-02	4.5E-02	3.0E+00	a	1.4E-02	1.7E+00	Low	C3
Pesticide	Chlorantraniliprole	500008-45-7	Dissolved	sub	627	-	106	521	2.2E-02	-	1.2E-02	2.5E-02	3.0E+00	a	7.4E-03	-	Low	C3
Pesticide	CHLOROTHALONIL	1897-45-6	Dissolved	det	57	9	14	34	1.6E-02	5.2E-03	1.2E-02	2.0E-02	6.0E-02	a	2.6E-01	1.7E+00	Moderate	B3
Pesticide	CHLOROTHALONIL	1897-45-6	Dissolved	sub	933	176	234	523	4.1E+00	1.2E+01	4.1E+00	4.1E+00	6.0E-02	a	6.8E+01	-	High	A1
Pesticide	CHLOROTHALONIL	1897-45-6	Total	det	-	-	-	-	-	-	-	-	6.0E-02	a	-	-	Out	D2
Pesticide	CHLOROTHALONIL	1897-45-6	Total	sub	114	-	12	102	1.0E-01	-	1.0E-01	1.0E-01	6.0E-02	a	1.7E+00	-	Low	C1

Class	Compound	CAS #	Matrix	det or sub	N	N (2005 - 2010)	N (2011 - 2015)	N (2016 - 2021)	90 th percentile	90 th percentile (2005-2010)	90 th percentile (2011-2015)	90 th percentile (2015-2021)	MTL	Tox Source	MTQ	trend	Prelim. Monit. Priority	Mon Prior Basis
Pesticide	Chlorpyrifos	2921-88-2	Dissolved	det	278	207	46	25	4.1E-02	5.3E-02	2.2E-02	1.0E-02	4.0E-03	a	1.0E+01	4.7E-01	High	A1
Pesticide	Chlorpyrifos	2921-88-2	Dissolved	sub	2408	602	539	1267	2.1E+00	9.4E-03	2.1E+00	2.1E+00	4.0E-03	a	5.3E+02	-	High	A1
Pesticide	Chlorpyrifos	2921-88-2	Total	det	1484	848	494	142	1.4E-01	1.4E-01	1.4E-01	2.1E-01	4.0E-03	a	3.6E+01	1.6E+00	High	A1
Pesticide	Chlorpyrifos	2921-88-2	Total	sub	7511	3360	2676	1475	1.3E-02	2.6E-02	5.0E-03	2.6E-03	4.0E-03	a	3.3E+00	-	Low	C1
Pesticide	Chlorpyrifos-methyl	5598-13-0	Total	det	-	-	-	-	-	-	-	-	8.5E-04	a	-	-	Out	D2
Pesticide	Chlorpyrifos-methyl	5598-13-0	Total	sub	951	532	412	7	2.0E-02	2.0E-02	3.0E-03	3.0E-03	8.5E-04	a	2.4E+01	-	High	A1
Pesticide	CHLORSULFURON	64902-72-3	Dissolved	det	14	-	6	8	2.9E-02	-	3.7E-02	2.5E-02	3.5E-01	a	8.2E-02	6.6E-01	Out	D1
Pesticide	CHLORSULFURON	64902-72-3	Dissolved	sub	1005	-	284	721	5.0E+01	-	5.0E+01	5.0E+01	3.5E-01	a	1.4E+02	-	High	A1
Pharmaceutical	Chlortetracycline	57-62-5	Dissolved	det	-	-	-	-	-	-	-	-	3.0E+01	n	-	-	Out	D2
Pharmaceutical	Chlortetracycline	57-62-5	Dissolved	sub	4	-	4	-	1.0E-02	-	1.0E-02	-	3.0E+01	n	3.3E-04	-	Out	D2
Pharmaceutical	Chlortetracycline	57-62-5	Total	det	-	-	-	-	-	-	-	-	3.0E+01	n	-	-	Out	D2
Pharmaceutical	Chlortetracycline	57-62-5	Total	sub	43	8	35	-	1.0E-02	1.0E-02	1.0E-02	-	3.0E+01	n	3.3E-04	-	Out	D2
Pharmaceutical	cimetidine	51481-61-9	Dissolved	det	-	-	-	-	-	-	-	-	1.0E+03	c	-	-	Out	D2
Pharmaceutical	cimetidine	51481-61-9	Dissolved	sub	279	-	49	230	8.0E+01	-	1.0E+01	8.0E+01	1.0E+03	c	8.0E-02	-	Moderate	B2
Pharmaceutical	ciprofloxacin	85721-33-1	Dissolved	det	2	-	1	1	1.3E-02	-	7.0E-03	1.4E-02	1.0E+02	c	1.3E-04	2.0E+00	Low	C3
Pharmaceutical	ciprofloxacin	85721-33-1	Dissolved	sub	7	-	4	1	9.8E-03	-	6.4E-03	1.4E-02	1.0E+02	c	9.8E-05	-	Low	C3
Pharmaceutical	Citalopram	59729-33-8	Dissolved	det	2	-	-	2	5.2E-01	-	-	5.2E-01	1.0E+00	c	5.2E-01	-	Low	C4
Pharmaceutical	Citalopram	59729-33-8	Dissolved	sub	230	-	-	230	2.0E+01	-	-	2.0E+01	1.0E+00	c	2.0E+01	-	High	A1
Pharmaceutical	clonidine	4205-90-7	Dissolved	det	1	-	-	1	3.9E-02	-	-	3.9E-02	2.1E+02	n	1.9E-04	-	Out	D2
Pharmaceutical	clonidine	4205-90-7	Dissolved	sub	252	-	22	230	8.0E+01	-	1.0E+01	8.0E+01	2.1E+02	n	3.9E-01	-	High	A3
Pesticide	clothianidin	210880-92-5	Dissolved	det	44	-	17	27	1.1E-01	-	2.5E-01	9.2E-02	5.0E-03	a	2.3E+01	3.6E-01	High	A1
Pesticide	clothianidin	210880-92-5	Dissolved	sub	999	-	355	644	3.9E+00	-	6.2E+00	3.9E+00	5.0E-03	a	7.8E+02	-	High	A1
Pesticide	clothianidin	210880-92-5	Total	det	45	-	-	45	2.8E-01	-	-	2.8E-01	5.0E-03	a	5.5E+01	-	High	A1
Pesticide	clothianidin	210880-92-5	Total	sub	237	-	11	226	5.5E-02	-	1.6E-03	6.4E-02	5.0E-03	a	1.1E+01	-	High	A1
Pharmaceutical	cocaine	50-36-2	Dissolved	det	-	-	-	-	-	-	-	-	2.5E+02	n	-	-	Out	D2
Pharmaceutical	cocaine	50-36-2	Dissolved	sub	272	-	153	119	1.0E+01	-	1.0E+01	1.0E+01	2.5E+02	n	4.1E-02	-	Out	D1
Pharmaceutical	codeine	76-57-3	Dissolved	det	-	-	-	-	-	-	-	-	7.2E+01	n	-	-	Out	D2
Pharmaceutical	codeine	76-57-3	Dissolved	sub	503	1	153	349	1.0E+01	4.6E-02	1.0E+01	1.0E+01	7.2E+01	n	1.4E-01	-	Out	D1
Pharmaceutical	cotinine	486-56-6	Dissolved	det	17	2	-	15	5.3E-02	5.1E-02	-	4.5E-02	2.8E+03	n	1.9E-05	-	Out	D2
Pharmaceutical	cotinine	486-56-6	Dissolved	sub	459	12	132	315	1.0E+01	4.0E-01	1.0E+01	1.0E+01	2.8E+03	n	3.6E-03	-	Out	D1
Pharmaceutical	cotinine	486-56-6	Total	det	1	-	1	-	8.0E-02	-	8.0E-02	-	2.8E+03	n	2.9E-05	-	Out	D2
Pharmaceutical	cotinine	486-56-6	Total	sub	7	-	4	3	8.0E-02	-	8.0E-02	8.0E-02	2.8E+03	n	2.9E-05	-	Out	D1
Pesticide	Cyazofamid	120116-88-3	Dissolved	det	1	-	-	1	1.4E-02	-	-	1.4E-02	8.7E-01	a	1.6E-02	-	Out	D2
Pesticide	Cyazofamid	120116-88-3	Dissolved	sub	627	-	106	521	4.1E+00	-	4.1E+00	4.1E+00	8.7E-01	a	4.7E+00	-	Low	C1
Pesticide	CYFLUTHRIN	68359-37-5	Dissolved	det	-	-	-	-	-	-	-	-	1.2E-04	a	-	-	Out	D2
Pesticide	CYFLUTHRIN	68359-37-5	Dissolved	sub	1467	602	325	540	1.0E+00	2.7E-02	1.0E+00	1.0E+00	1.2E-04	a	8.3E+03	-	High	A1
Pesticide	Total	68359-37-5	Total	det	409	92	217	100	5.6E-02	1.1E-01	5.5E-02	2.8E-02	1.2E-04	a	4.7E+02	5.0E-01	High	A1
Pesticide	CYFLUTHRIN	68359-37-5	Total	sub	3591	1598	1249	744	1.1E-03	3.0E-03	1.6E-03	1.9E-03	1.2E-04	a	9.2E+00	-	Low	C1
Pesticide	Deethylatrazine	6190-65-4	Dissolved	det	170	89	63	18	1.4E-02	1.2E-02	1.6E-02	1.3E-02	3.3E-01	c	4.2E-02	8.0E-01	Out	D1
Pesticide	Deethylatrazine	6190-65-4	Dissolved	sub	1731	416	470	845	1.4E-02	1.0E-02	1.1E+01	2.0E+01	3.3E-01	c	4.2E-02	-	Low	C3
Pesticide	Deethylatrazine	6190-65-4	Total	det	6	4	2	-	1.4E-02	1.5E-02	7.4E-03	-	3.3E-01	c	4.4E-02	-	Out	D2
Pesticide	Deethylatrazine	6190-65-4	Total	sub	377	173	204	-	2.0E-03	2.0E-03	2.0E-03	-	3.3E-01	c	6.1E-03	-	Out	D2
Pharmaceutical	dehydronifedipine	67035-22-7	Dissolved	det	-	-	-	-	-	-	-	-	2.1E+00	n	-	-	Out	D2
Pharmaceutical	dehydronifedipine	67035-22-7	Dissolved	sub	385	1	154	-	1.0E+01	8.0E-02	1.0E+01	-	2.1E+00	n	4.8E+00	-	Low	C1
Pesticide	Deisopropylatrazine	1007-28-9	Dissolved	det	108	1	57	50	4.0E-02	2.0E-02	4.3E-02	3.3E-02	3.5E-02	c	1.1E+00	7.8E-01	Low	C1
Pesticide	Deisopropylatrazine	1007-28-9	Dissolved	sub	1276	76	357	843	2.0E+01	6.0E-02	2.0E+01	2.5E+01	3.5E-02	c	5.7E+02	-	High	A1
Pesticide	Deisopropylatrazine	1007-28-9	Total	det	-	-	-	-	-	-	-	-	3.5E-02	c	-	-	Out	D2
Pesticide	Deisopropylatrazine	1007-28-9	Total	sub	377	173	204	-	2.0E-03	2.0E-03	2.0E-03	-	3.5E-02	c	5.7E-02	-	Out	D2
Pesticide	Deisopropylhydroxyatrazine	7313-54-4	Dissolved	det	9	-	8	1	2.6E-02	-	2.5E-02	2.7E-02	-	-	-	-	Out	D2
Pesticide	Deisopropylhydroxyatrazine	7313-54-4	Dissolved	sub	841	-	185	656	2.5E+02	-	9.3E+00	2.5E+02	-	-	-	-	Out	D2
Pesticide	Deisopropylhydroxyatrazine	7313-54-4	Total	det	-	-	-	-	-	-	-	-	-	-	-	-	Out	D2
Pesticide	Deisopropylhydroxyatrazine	7313-54-4	Total	sub	143	100	43	-	2.0E-03	2.0E-03	2.0E-03	-	-	-	-	-	Out	D2
Pesticide	deltamethrin	52918-63-5	Dissolved	det	-	-	-	-	-	-	-	-	2.6E-06	a	-	-	Out	D2
Pesticide	deltamethrin	52918-63-5	Dissolved	sub	925	194	208	523	6.0E-01	3.5E+00	3.5E+00	6.0E-01	2.6E-06	a	2.3E+05	-	High	A1
Pesticide	deltamethrin	52918-63-5	Total	det	40	27	4	9	1.4E-02	3.4E-03	2.8E-02	1.3E-02	2.6E-06	a	5.5E+03	4.8E-01	High	A1
Pesticide	deltamethrin	52918-63-5	Total	sub	1133	653	361	119	5.0E-04	7.2E-04	5.0E-04	5.0E-04	2.6E-06	a	1.9E+02	-	High	A1
Pharmaceutical	desmethyldiltiazem	86408-45-9	Dissolved	det	-	-	-	-	-	-	-	-	-	-	-	-	Out	D2
Pharmaceutical	desmethyldiltiazem	86408-45-9	Dissolved	sub	230	-	-	230	2.0E+02	-	-	2.0E+02	-	-	-	-	Out	D2
Pesticide	Desulfnylfipronil Amide	1115248-09-3	Dissolved	det	4	-	2	2	1.1E-02	-	1.4E-03	1.2E-02	-	-	-	-	Out	D2
Pesticide	Desulfnylfipronil Amide	1115248-09-3	Dissolved	sub	157	-	46	111	3.2E-03	-	3.2E-03	3.2E-03	-	-	-	-	Out	D2
Pesticide	Desulfnylfipronil Amide	1115248-09-3	Total	det	-	-	-	-	-	-	-	-	-	c	-	-	Out	D2
Pesticide	Desulfnylfipronil Amide	1115248-09-3	Total	sub	2	-	2	-	8.0E-04	-	8.0E-04	-	-	c	-	-	Out	D2
Phthalates	Di-2-ethylhexyl phthalate	117-81-7	Dissolved	det	-	-	-	-	-	-	-	-	6.0E-06	c	-	-	Out	D2
Phthalates	Di-2-ethylhexyl phthalate	117-81-7	Dissolved	sub	-	-	-	-	-	-	-	-	6.0E-06	c	-	-	Out	D2

Class	Compound	CAS #	Matrix	det or sub	N	N (2005 - 2010)	N (2011 - 2015)	N (2016 - 2021)	90 th percentile	90 th percentile (2005-2010)	90 th percentile (2011-2015)	90 th percentile (2015-2021)	MTL	Tox Source	MTQ	trend	Prelim. Monit. Priority	Mon Prior Basis
Phthalates	Di-2-ethylhexyl phthalate	117-81-7	Total	det	224	197	25	2	1.0E+00	5.0E-01	5.0E+00	1.4E+01	6.0E-06	c	1.7E+05	2.8E+00	High	A1
Phthalates	Di-2-ethylhexyl phthalate	117-81-7	Total	sub	283	222	36	25	9.5E-01	4.7E-01	5.0E+00	2.3E+00	6.0E-06	c	1.6E+05	-	High	A1
Pharmaceutical	diazepam	439-14-5	Dissolved	det	-	-	-	-	-	-	-	-	2.9E+00	c	-	-	Out	D2
Pharmaceutical	diazepam	439-14-5	Dissolved	sub	255	-	22	233	2.0E+01	-	1.0E+01	2.0E+01	2.9E+00	c	6.9E+00	-	Moderate	B1
Pesticide	diazinon	333-41-5	Dissolved	det	255	151	33	71	1.2E-01	1.6E-01	3.5E-02	8.1E-02	1.1E-02	a	1.1E+01	2.3E+00	High	A1
Pesticide	diazinon	333-41-5	Dissolved	sub	2650	602	662	1386	9.0E-01	1.9E-02	9.0E-01	9.0E-01	1.1E-02	a	8.6E+01	-	High	A1
Pesticide	diazinon	333-41-5	Total	det	1004	703	272	29	1.9E-01	2.2E-01	7.6E-02	2.0E-01	1.1E-02	a	1.8E+01	2.6E+00	High	A1
Pesticide	diazinon	333-41-5	Total	sub	6967	3318	2422	1227	5.0E-03	2.5E-02	4.0E-03	4.0E-03	1.1E-02	a	4.8E-01	-	Out	D1
Pesticide	Diazoxon	962-58-3	Dissolved	det	11	1	4	6	2.4E-02	2.0E-02	4.0E-03	2.6E-02	6.7E+01	n	3.6E-04	6.4E+00	Moderate	B2
Pesticide	Diazoxon	962-58-3	Dissolved	sub	1546	50	294	1202	5.0E+00	5.0E+00	4.0E+00	5.0E+00	6.7E+01	n	7.5E-02	-	Out	D1
Phthalates	Dibutyl phthalate	84-74-2	Dissolved	det	-	-	-	-	-	-	-	-	4.9E-02	c	-	-	Out	D2
Phthalates	Dibutyl phthalate	84-74-2	Dissolved	sub	-	-	-	-	-	-	-	-	4.9E-02	c	-	-	Out	D2
Phthalates	Dibutyl phthalate	84-74-2	Total	det	217	193	23	1	4.4E-01	1.1E-01	1.0E+01	3.7E-01	4.9E-02	c	8.9E+00	3.7E-02	Low	C1
Phthalates	Dibutyl phthalate	84-74-2	Total	sub	272	221	32	19	2.1E-01	9.2E-02	1.0E+01	2.4E-01	4.9E-02	c	4.3E+00	-	Low	C1
Pesticide	dicamba	1918-00-9; 2300-66-5; 25059-78-3	Dissolved	det	-	-	-	-	-	-	-	-	6.1E+00	a	-	-	Out	D2
Pesticide	dicamba	1918-00-9; 2300-66-5; 25059-78-3	Dissolved	sub	992	76	192	724	5.0E+02	4.0E-02	5.0E+02	1.0E+03	6.1E+00	a	8.2E+01	-	High	A1
Pesticide	dicamba	1918-00-9; 2300-66-5; 25059-78-3	Total	det	65	65	-	-	3.0E-02	3.0E-02	-	-	6.1E+00	a	4.9E-03	-	Out	D2
Pesticide	dicamba	1918-00-9; 2300-66-5; 25059-78-3	Total	sub	153	65	72	16	1.2E-01	3.0E-02	4.0E-01	4.0E-01	6.1E+00	a	2.0E-02	-	Out	D1
Pesticide	Dichlorvos	62-73-7	Dissolved	det	9	3	1	5	1.1E-01	1.8E-02	3.8E-01	3.6E-02	5.8E-03	a	1.8E+01	9.5E-02	High	A1
Pesticide	Dichlorvos	62-73-7	Dissolved	sub	1667	406	299	962	4.0E-02	1.3E-02	5.2E+01	5.1E+00	5.8E-03	a	6.9E+00	-	Low	C1
Pesticide	Dichlorvos	62-73-7	Total	det	260	197	32	31	2.5E-02	2.5E-02	2.1E-01	2.5E-02	5.8E-03	a	4.3E+00	1.2E-01	Low	C1
Pesticide	Dichlorvos	62-73-7	Total	sub	4134	1729	1576	829	2.0E-02	2.0E-02	2.0E-02	2.0E-02	5.8E-03	a	3.4E+00	-	Low	C1
Pharmaceutical	diclofenac	15307-86-5	Dissolved	det	1	-	-	1	1.6E-03	-	-	1.6E-03	1.0E-04	c	1.6E+01	-	High	A1
Pharmaceutical	diclofenac	15307-86-5	Dissolved	sub	273	-	154	119	1.0E+01	-	1.0E+01	1.0E+01	1.0E-04	c	1.0E+05	-	High	A1
Phthalates	Diethyl phthalate	84-66-2	Dissolved	det	-	-	-	-	-	-	-	-	1.1E+00	c	-	-	Out	D2
Phthalates	Diethyl phthalate	84-66-2	Dissolved	sub	-	-	-	-	-	-	-	-	1.1E+00	c	-	-	Out	D2
Phthalates	Diethyl phthalate	84-66-2	Total	det	217	192	24	1	1.9E-01	1.1E-01	2.0E+00	1.9E-01	1.1E+00	c	1.7E-01	9.5E-02	Out	D1
Phthalates	Diethyl phthalate	84-66-2	Total	sub	280	222	36	22	1.4E-01	1.0E-01	2.0E+00	1.5E-01	1.1E+00	c	1.2E-01	-	Out	D1
Pharmaceutical	diethylstilbestrol	56-53-1	Total	det	1	-	1	-	9.7E-04	-	9.7E-04	-	3.0E-01	c	3.2E-03	-	Out	D2
Pharmaceutical	diethylstilbestrol	56-53-1	Total	sub	20	-	20	-	8.0E-01	-	8.0E-01	-	3.0E-01	c	2.7E+00	-	Low	C2
Pesticide	Difenoconazole	119446-68-3	Dissolved	det	11	-	4	7	1.3E-01	-	2.7E-02	1.8E-01	8.6E-02	a	1.6E+00	6.8E+00	High	A2
Pesticide	Difenoconazole	119446-68-3	Dissolved	sub	826	80	223	523	1.1E+01	1.1E+01	1.1E+01	1.1E+01	8.6E-02	a	1.2E+02	-	High	A1
Pharmaceutical	diltiazem	42399-41-7	Dissolved	det	-	-	-	-	-	-	-	-	1.0E-01	c	-	-	Out	D2
Pharmaceutical	diltiazem	42399-41-7	Dissolved	sub	504	1	154	349	1.0E+01	2.0E-02	1.0E+01	2.0E+01	1.0E-01	c	1.0E+02	-	High	A1
Phthalates	Dimethyl phthalate	131-11-3	Dissolved	det	-	-	-	-	-	-	-	-	1.0E+00	c	-	-	Out	D2
Phthalates	Dimethyl phthalate	131-11-3	Dissolved	sub	-	-	-	-	-	-	-	-	1.0E+00	c	-	-	Out	D2
Phthalates	Dimethyl phthalate	131-11-3	Total	det	216	193	23	-	1.4E-01	6.1E-02	1.0E+00	-	1.0E+00	c	1.4E-01	-	Low	C4
Phthalates	Dimethyl phthalate	131-11-3	Total	sub	272	221	32	19	7.3E-02	5.8E-02	1.0E+00	1.8E-01	1.0E+00	c	7.3E-02	-	Out	D1
Pharmaceutical	dimethylxanthine, 1,7-	611-59-6	Dissolved	det	1	-	-	1	7.0E-01	-	-	7.0E-01	2.1E+03	n	3.3E-04	-	Out	D2
Pharmaceutical	dimethylxanthine, 1,7-	611-59-6	Dissolved	sub	249	1	18	230	1.4E+02	1.0E-01	1.0E+01	1.4E+02	2.1E+03	n	6.5E-02	-	Moderate	B2
Phthalates	Di-n-octyl phthalate	117-84-0	Dissolved	det	-	-	-	-	-	-	-	-	1.8E-01	c	-	-	Out	D2
Phthalates	Di-n-octyl phthalate	117-84-0	Dissolved	sub	-	-	-	-	-	-	-	-	1.8E-01	c	-	-	Out	D2
Phthalates	Di-n-octyl phthalate	117-84-0	Total	det	217	193	23	1	3.5E-02	1.5E-02	1.0E+00	7.3E-01	1.8E-01	c	1.9E-01	7.3E-01	Out	D1
Phthalates	Di-n-octyl phthalate	117-84-0	Total	sub	269	221	32	16	1.8E-02	1.0E-02	9.9E-01	1.9E-01	1.8E-01	c	1.0E-01	-	Out	D1
Pesticide	DINOTEFURAN	165252-70-0	Dissolved	det	3	-	-	3	4.7E-03	-	-	4.7E-03	6.4E+03	a	7.4E-07	-	Out	D2
Pesticide	DINOTEFURAN	165252-70-0	Dissolved	sub	130	-	32	98	4.5E-03	-	4.5E-03	4.5E-03	6.4E+03	a	7.1E-07	-	Out	D1
Pesticide	DINOTEFURAN	165252-70-0	Total	det	31	-	-	31	2.0E-01	-	-	2.0E-01	6.4E+03	a	3.1E-05	-	Out	D2
Pesticide	DINOTEFURAN	165252-70-0	Total	sub	199	-	-	199	1.8E-02	-	-	1.8E-02	6.4E+03	a	2.8E-06	-	Out	D2
Pharmaceutical	diphenhydramine	58-73-1	Dissolved	det	2	-	-	2	2.5E-03	-	-	2.5E-03	9.9E+02	c	2.5E-06	-	Out	D2
Pharmaceutical	diphenhydramine	58-73-1	Dissolved	sub	503	1	153	349	1.0E+01	5.8E-02	1.0E+01	1.0E+01	9.9E+02	c	1.0E-02	-	Out	D1
Pharmaceutical	diphenylhydrazine, 1,2-	122-66-7	Dissolved	det	-	-	-	-	-	-	-	-	1.5E+02	c	-	-	Out	D2
Pharmaceutical	diphenylhydrazine, 1,2-	122-66-7	Dissolved	sub	-	-	-	-	-	-	-	-	1.5E+02	c	-	-	Out	D2
Pharmaceutical	diphenylhydrazine, 1,2-	122-66-7	Total	det	-	-	-	-	-	-	-	-	1.5E+02	c	-	-	Out	D2
Pharmaceutical	diphenylhydrazine, 1,2-	122-66-7	Total	sub	52	29	9	14	3.0E-01	3.0E-01	2.5E-01	2.5E-01	1.5E+02	c	2.0E-03	-	Out	D1
Pesticide	DIQUAT DIBROMIDE	85-00-7; 2764-72-9	Total	det	12	-	12	-	4.0E-01	-	4.0E-01	-	7.5E-01	a	5.3E-01	-	Low	C4
Pesticide	DIQUAT DIBROMIDE	85-00-7; 2764-72-9	Total	sub	39	10	26	3	4.0E-01	2.0E-01	4.0E-01	4.0E-01	7.5E-01	a	5.3E-01	-	Out	D1
Pesticide	disulfoton	298-04-4	Dissolved	det	1	1	-	-	6.0E-03	6.0E-03	-	-	1.0E-03	a	6.0E+00	-	Low	C2
Pesticide	disulfoton	298-04-4	Dissolved	sub	1342	357	300	685	4.0E-02	4.0E-02	1.3E+01	1.9E+01	1.0E-03	a	4.0E+01	-	High	A1

Class	Compound	CAS #	Matrix	det or sub	N	N (2005 - 2010)	N (2011 - 2015)	N (2016 - 2021)	90 th percentile	90 th percentile (2005-2010)	90 th percentile (2011-2015)	90 th percentile (2015-2021)	MTL	Tox Source	MTQ	trend	Prelim. Monit. Priority	Mon Prior Basis
Pesticide	disulfoton	298-04-4	Total	det	358	245	111	2	8.8E-02	4.8E-02	1.1E-01	1.0E-02	1.0E-03	a	8.8E+01	9.0E-02	High	A1
Pesticide	disulfoton	298-04-4	Total	sub	5382	2618	1932	832	2.0E-02	2.0E-02	2.0E-02	2.0E-02	1.0E-03	a	2.0E+01	-	High	A1
Pesticide	Diuron	330-54-1	Dissolved	det	920	68	335	517	1.5E-01	3.2E-01	2.0E-01	1.2E-01	1.3E-02	a	1.1E+01	5.9E-01	High	A1
Pesticide	Diuron	330-54-1	Dissolved	sub	2073	76	620	1377	3.2E+00	2.9E-01	6.4E-02	3.2E+00	1.3E-02	a	2.5E+02	-	High	A1
Pesticide	Diuron	330-54-1	Total	det	834	446	312	76	1.8E+00	2.3E+00	1.5E+00	8.9E-01	1.3E-02	a	1.4E+02	6.0E-01	High	A1
Pesticide	Diuron	330-54-1	Total	sub	3430	1363	1385	682	3.9E-01	6.1E-01	3.0E-01	2.0E-01	1.3E-02	a	3.0E+01	-	High	A1
Pharmaceutical	Doxycycline	564-25-0	Dissolved	det	-	-	-	-	-	-	-	-	2.0E+01	nl	-	-	Out	D2
Pharmaceutical	Doxycycline	564-25-0	Dissolved	sub	4	-	4	-	1.0E-02	-	1.0E-02	-	2.0E+01	nl	5.0E-04	-	Out	D2
Pharmaceutical	Doxycycline	564-25-0	Total	det	-	-	-	-	-	-	-	-	2.0E+01	nl	-	-	Out	D2
Pharmaceutical	Doxycycline	564-25-0	Total	sub	43	8	35	-	1.0E-02	1.0E-02	1.0E-02	-	2.0E+01	nl	5.0E-04	-	Out	D2
Pharmaceutical	enrofloxacin	93106-60-6	Dissolved	det	-	-	-	-	-	-	-	-	5.0E+03	c	-	-	Out	D2
Pharmaceutical	enrofloxacin	93106-60-6	Dissolved	sub	4	-	4	-	5.0E-03	-	5.0E-03	-	5.0E+03	c	1.0E-06	-	Out	D2
Pharmaceutical	Epichlortetracycline, 4-	14297-93-9	Dissolved	det	-	-	-	-	-	-	-	-	8.9E+00	nl	-	-	Out	D2
Pharmaceutical	Epichlortetracycline, 4-	14297-93-9	Dissolved	sub	4	-	4	-	1.0E-02	-	1.0E-02	-	8.9E+00	nl	1.1E-03	-	Out	D2
Pharmaceutical	Epitetracycline, 4-	79-85-6	Dissolved	det	-	-	-	-	-	-	-	-	2.7E+01	nl	-	-	Out	D2
Pharmaceutical	Epitetracycline, 4-	79-85-6	Dissolved	sub	4	-	4	-	1.0E-02	-	1.0E-02	-	2.7E+01	nl	3.7E-04	-	Out	D2
Pharmaceutical	Equilenin	517-09-9	Total	det	-	-	-	-	-	-	-	-	5.3E+01	n	-	-	Out	D2
Pharmaceutical	Equilenin	517-09-9	Total	sub	53	-	53	-	1.0E+02	-	1.0E+02	-	5.3E+01	n	1.9E+00	-	Low	C2
Pharmaceutical	Equilin	474-86-2	Total	det	-	-	-	-	-	-	-	-	1.7E+01	n	-	-	Out	D2
Pharmaceutical	Equilin	474-86-2	Total	sub	20	-	20	-	8.0E+00	-	8.0E+00	-	1.7E+01	n	4.6E-01	-	Low	C4
Pharmaceutical	erythromycin	114-07-8	Dissolved	det	-	-	-	-	-	-	-	-	3.0E+02	c	-	-	Out	D2
Pharmaceutical	erythromycin	114-07-8	Dissolved	sub	422	-	150	272	1.0E+01	-	1.0E+01	2.0E+02	3.0E+02	c	3.3E-02	-	Moderate	B2
Pharmaceutical	erythromycin	114-07-8	Total	det	7	2	5	-	2.8E-01	3.2E-01	3.4E-02	-	3.0E+02	c	9.3E-04	-	Out	D2
Pharmaceutical	erythromycin	114-07-8	Total	sub	43	8	35	-	1.9E-02	2.7E-01	1.3E-02	-	3.0E+02	c	6.3E-05	-	Out	D2
Pharmaceutical	estradiol, 17alpha-	57-91-0	Total	det	1	-	1	-	1.2E-03	-	1.2E-03	-	4.1E+01	n	2.9E-05	-	Out	D2
Pharmaceutical	estradiol, 17alpha-	57-91-0	Total	sub	20	-	20	-	8.0E-01	-	8.0E-01	-	4.1E+01	n	2.0E-02	-	Out	D2
Pharmaceutical	estradiol, 17beta-	50-28-2	Total	det	1	-	1	-	1.2E-03	-	1.2E-03	-	4.0E-05	c	3.0E+01	-	High	A1
Pharmaceutical	estradiol, 17beta-	50-28-2	Total	sub	72	8	64	-	8.0E-01	1.0E-01	5.0E+01	-	4.0E-05	c	2.0E+04	-	High	A1
Pharmaceutical	Estriol	50-27-1	Total	det	1	-	1	-	6.2E-04	-	6.2E-04	-	4.7E-04	c	1.3E+00	-	Low	C2
Pharmaceutical	Estriol	50-27-1	Total	sub	20	-	20	-	2.0E+00	-	2.0E+00	-	4.7E-04	c	4.3E+03	-	High	A1
Pharmaceutical	estrone	53-16-7	Total	det	1	-	1	-	2.2E-03	-	2.2E-03	-	5.0E-04	c	4.4E+00	-	Low	C2
Pharmaceutical	estrone	53-16-7	Total	sub	53	-	53	-	1.0E+02	-	1.0E+02	-	5.0E-04	c	2.0E+05	-	High	A1
Pharmaceutical	ethinylestradiol, 17alpha-	57-63-6	Total	det	1	-	1	-	1.2E-03	-	1.2E-03	-	3.0E-06	c	4.0E+02	-	High	A1
Pharmaceutical	ethinylestradiol, 17alpha-	57-63-6	Total	sub	53	-	53	-	1.0E+02	-	1.0E+02	-	3.0E-06	c	3.3E+07	-	High	A1
Pharmaceutical	fexofenadine	83799-24-0	Dissolved	det	5	-	-	5	6.1E-02	-	-	6.1E-02	5.3E+00	n	1.2E-02	-	Out	D2
Pharmaceutical	fexofenadine	83799-24-0	Dissolved	sub	5	-	-	5	6.1E-02	-	-	6.1E-02	5.3E+00	n	1.2E-02	-	Out	D2
Pesticide	fipronil	120068-37-3	Dissolved	det	515	140	123	252	3.0E-02	5.9E-02	5.3E-02	1.3E-02	5.0E-05	c	6.0E+02	2.4E-01	High	A1
Pesticide	fipronil	120068-37-3	Dissolved	sub	2673	584	708	1381	2.9E+00	2.0E-02	2.9E+00	2.9E+00	5.0E-05	c	5.8E+04	-	High	A1
Pesticide	fipronil	120068-37-3	Total	det	71	-	1	70	4.9E-02	-	2.0E-03	4.9E-02	5.0E-05	c	9.8E+02	2.5E+01	High	A1
Pesticide	fipronil	120068-37-3	Total	sub	103	-	2	101	3.1E-02	-	1.9E-03	3.2E-02	5.0E-05	c	6.3E+02	-	High	A1
Pesticide	Fipronil-desulfinyl	205650-65-3	Dissolved	det	499	176	143	180	1.1E-02	1.2E-02	1.0E-02	1.2E-02	3.0E+00	n	3.7E-03	1.2E+00	Out	D1
Pesticide	Fipronil-desulfinyl	205650-65-3	Dissolved	sub	2383	584	536	1263	1.6E+00	1.2E-02	1.6E+00	1.6E+00	3.0E+00	n	5.3E-01	-	Out	D1
Pesticide	Fipronil-desulfinyl	205650-65-3	Total	det	60	-	2	58	8.1E-03	-	8.7E-03	7.2E-03	3.0E+00	n	2.7E-03	8.2E-01	Out	D1
Pesticide	Fipronil-desulfinyl	205650-65-3	Total	sub	97	-	2	95	6.2E-03	-	8.7E-03	5.7E-03	3.0E+00	n	2.1E-03	-	Out	D1
Pesticide	Fipronil-sulfide	120067-83-6	Dissolved	det	311	122	84	105	1.0E-02	1.0E-02	1.0E-02	9.0E-03	1.6E-01	c	6.3E-02	9.0E-01	Out	D1
Pesticide	Fipronil-sulfide	120067-83-6	Dissolved	sub	2632	584	666	1382	1.8E+00	1.3E-02	1.8E+00	1.8E+00	1.6E-01	c	1.1E+01	-	High	A1
Pesticide	Fipronil-sulfide	120067-83-6	Total	det	54	-	-	54	4.9E-03	-	-	4.9E-03	1.6E-01	c	3.0E-02	-	Out	D2
Pesticide	Fipronil-sulfide	120067-83-6	Total	sub	103	-	2	101	3.1E-03	-	5.0E-04	3.2E-03	1.6E-01	c	2.0E-02	-	Moderate	B2
Pesticide	Fipronil-sulfone	120068-36-2	Dissolved	det	307	71	86	150	2.0E-02	2.0E-02	2.5E-02	1.9E-02	2.5E+00	n	8.0E-03	7.5E-01	Out	D1
Pesticide	Fipronil-sulfone	120068-36-2	Dissolved	sub	2583	584	617	1382	3.5E+00	2.4E-02	3.5E+00	3.5E+00	2.5E+00	n	1.4E+00	-	Low	C1
Pesticide	Fipronil-sulfone	120068-36-2	Total	det	78	-	2	76	2.2E-02	-	1.1E-02	2.2E-02	2.5E+00	n	8.6E-03	1.9E+00	Low	C3
Pesticide	Fipronil-sulfone	120068-36-2	Total	sub	103	-	2	101	1.7E-02	-	1.1E-02	1.7E-02	2.5E+00	n	6.7E-03	-	Out	D1
Pesticide	Fonicamid	158062-67-0	Dissolved	det	11	-	4	7	6.0E-02	-	5.7E+00	2.8E-02	3.0E+03	a	2.0E-05	5.0E-03	Out	D1
Pesticide	Fonicamid	158062-67-0	Dissolved	sub	627	-	106	521	3.4E+00	-	3.4E+00	3.4E+00	3.0E+03	a	1.1E-03	-	Out	D1
Pesticide	Fluazinam	79622-59-6	Dissolved	det	1	-	-	1	5.6E-03	-	-	5.6E-03	6.9E-02	a	8.1E-02	-	Out	D2
Pesticide	Fluazinam	79622-59-6	Dissolved	sub	802	80	199	523	4.4E+00	4.4E+00	4.4E+00	4.4E+00	6.9E-02	a	6.4E+01	-	High	A1
Pesticide	Fludioxonil	131341-86-1	Dissolved	det	9	-	4	5	9.4E-02	-	1.1E-01	8.4E-02	1.4E+00	a	6.7E-02	7.6E-01	Out	D1
Pesticide	Fludioxonil	131341-86-1	Dissolved	sub	802	80	199	523	7.3E+00	7.3E+00	7.3E+00	7.3E+00	1.4E+00	a	5.2E+00	-	Low	C1
Pesticide	Flumioxazin	103361-09-7	Dissolved	det	-	-	-	-	-	-	-	-	4.9E-02	a	-	-	Out	D2
Pesticide	Flumioxazin	103361-09-7	Dissolved	sub	15	-	-	15	2.0E+00	-	-	2.0E+00	4.9E-02	a	4.1E+01	-	High	A1
Pesticide	Flumioxazin	103361-09-7	Total	det	1	-	-	1	6.9E-02	-	-	6.9E-02	4.9E-02	a	1.4E+00	-	Low	C2
Pesticide	Flumioxazin	103361-09-7	Total	sub	37	-	-	37	1.7E-02	-	-	1.7E-02	4.9E-02	a	3.5E-01	-	Low	C4
Pharmaceutical	fluoxetine	54910-89-3	Dissolved	det	3	-	-	3	6.7E-03	-	-	6.7E-03	2.0E-03	c	3.3E+00	-	Low	C2
Pharmaceutical	fluoxetine	54910-89-3	Dissolved	sub	506	-	154	352	1.0E+01	-	1.0E+01	1.0E+01	2.0E-03	c	5.0E+03	-	High	A1
Pharmaceutical	fluoxetine	54910-89-3	Total	det	-	-	-	-	-	-	-	-	2.0E-03	c	-	-	Out	D2
Pharmaceutical	fluoxetine	54910-89-3	Total	sub	43	8	35	-	5.0E-03	5.0E-03	5.0E-03	-	2.0E-03	c	2.5E+00	-	Low	C2
Pharmaceutical	fluticasone propionate	80474-14-2	Dissolved	det	-	-	-	-	-	-	-	-	2.3E+01	n	-	-	Out	D2

Class	Compound	CAS #	Matrix	det or sub	N	N (2005 - 2010)	N (2011 - 2015)	N (2016 - 2021)	90 th percentile	90 th percentile (2005-2010)	90 th percentile (2011-2015)	90 th percentile (2015-2021)	MTL	Tox Source	MTQ	trend	Prelim. Monit. Priority	Mon Prior Basis
Pharmaceutical	fluticasone propionate	80474-14-2	Dissolved	sub	481	-	132	349	1.0E+01	-	1.0E+01	2.0E+01	2.3E+01	n	4.4E-01	-	Moderate	B3
Pesticide	FLUTOLANIL	66332-96-5	Dissolved	det	10	-	-	10	3.8E-02	-	-	3.8E-02	2.2E+01	a	1.7E-03	-	Out	D2
Pesticide	FLUTOLANIL	66332-96-5	Dissolved	sub	643	-	120	523	4.4E+00	-	4.4E+00	4.4E+00	2.2E+01	a	2.0E-01	-	Out	D1
Pesticide	FLUVALINATE	69409-94-5	Dissolved	det	-	-	-	-	-	-	-	-	3.2E-04	c	-	-	Out	D2
Pesticide	FLUVALINATE	69409-94-5	Dissolved	sub	779	185	166	428	7.0E-01	5.3E+00	5.3E+00	7.0E-01	3.2E-04	c	2.2E+03	-	High	A1
Pesticide	FLUVALINATE	69409-94-5	Total	det	49	10	16	23	2.2E-02	2.9E-01	2.4E-02	7.7E-03	3.2E-04	c	6.9E+01	3.2E-01	High	A1
Pesticide	FLUVALINATE	69409-94-5	Total	sub	505	85	188	232	5.0E-04	5.0E-04	5.0E-04	5.0E-04	3.2E-04	c	1.6E+00	-	Low	C1
Pesticide	Fluxapyroxad	907204-31-3	Dissolved	det	332	-	54	278	3.3E-02	-	3.2E-02	3.3E-02	3.6E+01	c	9.1E-04	1.0E+00	Out	D1
Pesticide	Fluxapyroxad	907204-31-3	Dissolved	sub	630	-	107	523	2.5E-02	-	2.3E-02	2.6E-02	3.6E+01	c	6.9E-04	-	Out	D1
Pesticide	FORAMSULFURON	173159-57-4	Dissolved	det	-	-	-	-	-	-	-	-	6.5E-01	a	-	-	Out	D2
Pesticide	FORAMSULFURON	173159-57-4	Dissolved	sub	147	-	105	42	2.0E+01	-	2.0E+01	2.0E+01	6.5E-01	a	3.1E+01	-	High	A1
Pharmaceutical	furosemide	54-31-9	Dissolved	det	-	-	-	-	-	-	-	-	7.1E+01	n	-	-	Out	D2
Pharmaceutical	furosemide	54-31-9	Dissolved	sub	273	-	154	119	1.0E+01	-	1.0E+01	1.0E+01	7.1E+01	n	1.4E-01	-	Out	D1
Personal Care Product	galaxolide	1222-05-5	Dissolved	det	2	2	-	-	3.0E-03	3.0E-03	-	-	2.4E-01	c	1.2E-02	-	Out	D2
Personal Care Product	galaxolide	1222-05-5	Dissolved	sub	14	13	-	1	5.0E-01	5.0E-01	-	5.2E-02	2.4E-01	c	2.1E+00	-	Low	C1
Personal Care Product	galaxolide	1222-05-5	Total	det	3	-	2	1	9.6E-02	-	9.8E-02	2.0E-02	2.4E-01	c	4.0E-01	2.0E-01	Out	D1
Personal Care Product	galaxolide	1222-05-5	Total	sub	41	1	37	3	5.0E+01	8.9E+01	5.0E+01	4.0E-02	2.4E-01	c	2.1E+02	-	High	A1
Pesticide	gamma-cyhalothrin	76703-62-3	Total	det	375	91	203	81	1.5E-02	1.3E-02	1.3E-02	1.5E-02	4.0E-05	a	3.7E+02	1.2E+00	High	A1
Pesticide	gamma-cyhalothrin	76703-62-3	Total	sub	3302	1616	1045	641	1.0E-03	1.0E-03	1.1E-03	5.0E-04	4.0E-05	a	2.5E+01	-	High	A1
Pharmaceutical	gemfibrozil	25812-30-0	Dissolved	det	2	-	-	2	1.9E-02	-	-	1.9E-02	4.3E-03	c	4.5E+00	-	Low	C2
Pharmaceutical	gemfibrozil	25812-30-0	Dissolved	sub	276	-	154	122	1.0E+01	-	1.0E+01	1.0E+01	4.3E-03	c	2.3E+03	-	High	A1
Pharmaceutical	gemfibrozil	25812-30-0	Total	det	8	5	3	-	1.0E-01	1.4E-01	4.1E-02	-	4.3E-03	c	2.4E+01	-	High	A1
Pharmaceutical	gemfibrozil	25812-30-0	Total	sub	43	8	35	-	2.2E-02	1.0E-01	2.0E-03	-	4.3E-03	c	5.1E+00	-	Low	C2
Pharmaceutical	glipizide	29094-61-9	Dissolved	det	-	-	-	-	-	-	-	-	9.0E+00	n	-	-	Out	D2
Pharmaceutical	glipizide	29094-61-9	Dissolved	sub	244	-	14	230	2.0E+02	-	1.0E+01	2.0E+02	9.0E+00	n	2.2E+01	-	High	A1
Pharmaceutical	glyburide	10238-21-8	Dissolved	det	-	-	-	-	-	-	-	-	6.3E-01	n	-	-	Out	D2
Pharmaceutical	glyburide	10238-21-8	Dissolved	sub	503	-	154	349	1.0E+01	-	1.0E+01	1.0E+01	6.3E-01	n	1.6E+01	-	High	A1
Pesticide	glyphosate	1071-83-6	Dissolved	det	473	37	105	331	1.1E+00	3.5E-01	7.0E-01	1.2E+00	1.2E+04	a	9.2E-05	1.7E+00	Low	
Pesticide	glyphosate	1071-83-6	Dissolved	sub	827	333	123	371	4.7E-01	2.0E+00	4.6E-01	1.1E+00	1.2E+04	a	3.9E-05	-	Low	C3
Pesticide	glyphosate	1071-83-6	Total	det	347	107	142	98	3.0E+01	1.8E+01	3.0E+01	3.7E+01	1.2E+04	a	2.5E-03	1.2E+00	Out	
Pesticide	glyphosate	1071-83-6	Total	sub	1864	859	596	409	5.2E+00	4.6E+00	1.1E+01	1.3E+01	1.2E+04	a	4.4E-04	-	Out	D1
Pesticide	Halosulfuron-methyl	100784-20-1	Dissolved	det	5	-	1	4	1.3E-02	-	1.3E-02	1.2E-02	4.2E-03	a	3.0E+00	9.0E-01	Low	
Pesticide	Halosulfuron-methyl	100784-20-1	Dissolved	sub	905	-	183	722	2.5E+01	-	2.2E+01	2.5E+01	4.2E-03	a	6.0E+03	-	High	A1
Pesticide	Halosulfuron-methyl	100784-20-1	Total	det	-	-	-	-	-	-	-	-	4.2E-03	a	-	-	Out	
Pesticide	Halosulfuron-methyl	100784-20-1	Total	sub	1	1	-	-	1.0E-01	1.0E-01	-	-	4.2E-03	a	2.4E+01	-	High	A1
Pesticide	Hexazinon	51235-04-2	Dissolved	det	1461	258	506	697	5.4E-02	4.4E-02	8.5E-02	3.4E-02	7.0E-01	a	7.7E-02	3.9E-01	Out	
Pesticide	Hexazinon	51235-04-2	Dissolved	sub	2669	584	719	1366	3.4E-02	2.3E-02	7.3E-02	2.8E-02	7.0E-01	a	4.8E-02	-	Out	D1
Pesticide	Hexazinon	51235-04-2	Total	det	11	-	11	-	1.6E-02	-	1.6E-02	-	7.0E-01	a	2.3E-02	-	Out	
Pesticide	Hexazinon	51235-04-2	Total	sub	58	10	18	30	1.0E-01	2.0E-01	1.5E-02	1.0E-01	7.0E-01	a	1.4E-01	-	High	A3
Pharmaceutical	hydrochlorothiazide	58-93-5	Dissolved	det	-	-	-	-	-	-	-	-	3.0E+00	c	-	-	Out	
Pharmaceutical	hydrochlorothiazide	58-93-5	Dissolved	sub	251	-	132	119	1.0E+01	-	1.0E+01	1.0E+01	3.0E+00	c	3.4E+00	-	Low	C1
Pharmaceutical	hydrocodone	125-29-1	Dissolved	det	-	-	-	-	-	-	-	-	3.5E+02	n	-	-	Out	
Pharmaceutical	hydrocodone	125-29-1	Dissolved	sub	503	-	154	349	1.0E+01	-	1.0E+01	2.0E+01	3.5E+02	n	2.9E-02	-	Low	C3
Pharmaceutical	hydrocortisone	50-23-7	Dissolved	det	-	-	-	-	-	-	-	-	1.0E+00	c	-	-	Out	
Pharmaceutical	hydrocortisone	50-23-7	Dissolved	sub	230	-	-	230	2.0E+02	-	-	2.0E+02	1.0E+00	c	2.0E+02	-	High	A1
Pesticide	Hydroxyatrazine	2163-68-0	Dissolved	det	141	5	76	60	1.1E-02	1.6E-02	7.9E-03	1.4E-02	1.5E+02	a	7.1E-05	1.7E+00	Low	
Pesticide	Hydroxyatrazine	2163-68-0	Dissolved	sub	1003	76	203	724	8.0E+00	6.0E-02	8.0E+00	1.0E+01	1.5E+02	a	5.3E-02	-	Out	D1
Pesticide	Hydroxyatrazine	2163-68-0	Total	det	33	20	13	-	1.4E-02	1.4E-02	7.4E-03	-	1.5E+02	a	9.3E-05	-	Out	
Pesticide	Hydroxyatrazine	2163-68-0	Total	sub	367	163	204	-	2.0E-03	3.6E-03	2.0E-03	-	1.5E+02	a	1.3E-05	-	Out	D2
Pesticide	Hydroxysimazine	2599-11-3Å	Dissolved	det	163	-	91	72	5.6E-02	-	4.0E-02	7.2E-02	1.8E+01	n	3.1E-03	1.8E+00	Low	
Pesticide	Hydroxysimazine	2599-11-3Å	Dissolved	sub	904	-	185	719	2.5E+02	-	2.3E-02	2.5E+02	1.8E+01	n	1.4E+01	-	High	A1
Pharmaceutical	ibuprofen	15687-27-1	Dissolved	det	-	-	-	-	-	-	-	-	1.0E-02	c	-	-	Out	
Pharmaceutical	ibuprofen	15687-27-1	Dissolved	sub	292	-	158	134	1.0E+01	-	1.0E+01	1.0E+01	1.0E-02	c	1.0E+03	-	High	A1
Pharmaceutical	ibuprofen	15687-27-1	Total	det	-	-	-	-	-	-	-	-	1.0E-02	c	-	-	Out	
Pharmaceutical	ibuprofen	15687-27-1	Total	sub	43	8	35	-	2.0E-02	2.0E-02	2.0E-02	-	1.0E-02	c	2.0E+00	-	Low	C2
Pesticide	Imidacloprid	138261-41-3	Dissolved	det	561	13	166	382	1.1E-01	1.7E-01	1.5E-01	9.4E-02	1.0E-02	a	1.1E+01	6.4E-01	High	
Pesticide	Imidacloprid	138261-41-3	Dissolved	sub	2116	76	649	1391	3.8E+00	8.0E-02	4.9E+00	3.8E+00	1.0E-02	a	3.8E+02	-	High	A1
Pesticide	Imidacloprid	138261-41-3	Total	det	119	-	21	98	1.5E+00	-	1.7E+00	1.3E+00	1.0E-02	a	1.5E+02	7.2E-01	High	
Pesticide	Imidacloprid	138261-41-3	Total	sub	343	-	34	309	5.7E-01	-	1.5E+00	4.8E-01	1.0E-02	a	5.7E+01	-	High	A1
Pesticide	Indaziflam	950782-86-2	Dissolved	det	33	-	-	33	6.2E-02	-	-	6.2E-02	3.2E-01	c	1.9E-01	-	Low	
Pesticide	Indaziflam	950782-86-2	Dissolved	sub	177	-	-	177	2.1E+00	-	-	2.1E+00	3.2E-01	c	6.6E+00	-	Low	C2
Personal Care Product	Indole	120-72-9	Dissolved	det	-	-	-	-	-	-	-	-	2.1E+02	n	-	-	Out	

Class	Compound	CAS #	Matrix	det or sub	N	N (2005 - 2010)	N (2011 - 2015)	N (2016 - 2021)	90 th percentile	90 th percentile (2005-2010)	90 th percentile (2011-2015)	90 th percentile (2015-2021)	MTL	Tox Source	MTQ	trend	Prelim. Monit. Priority	Mon Prior Basis
Personal Care Product	Indole	120-72-9	Dissolved	sub	14	13	-	1	1.4E-01	1.4E-01	-	8.0E-02	2.1E+02	n	6.7E-04	-	Out	D1
Personal Care Product	Indole	120-72-9	Total	det	2	1	1	-	3.6E+01	4.0E+01	1.0E-02	-	2.1E+02	n	1.7E-01	-	Low	
Personal Care Product	Indole	120-72-9	Total	sub	40	1	36	3	5.0E+01	4.0E+01	5.0E+01	4.0E-02	2.1E+02	n	2.4E-01	-	Out	D1
Pesticide	Indoxacarb	173584-44-6	Dissolved	det	2	-	1	1	6.6E-02	-	1.5E-03	7.3E-02	7.5E+00	a	8.8E-03	4.8E+01	Moderate	
Pesticide	Indoxacarb	173584-44-6	Dissolved	sub	1492	-	290	1202	4.9E+00	-	8.0E+00	4.9E+00	7.5E+00	a	6.5E-01	-	Out	D1
Pharmaceutical	Iopromide	73334-07-3	Dissolved	det	-	-	-	-	-	-	-	-	1.0E+06	c	-	-	Out	
Pharmaceutical	Iopromide	73334-07-3	Dissolved	sub	-	-	-	-	-	-	-	-	1.0E+06	c	-	-	Out	D2
Pesticide	Iprodione	36734-19-7	Dissolved	det	94	36	16	42	2.0E-01	1.8E-01	6.8E-02	2.3E-01	1.2E+02	a	1.7E-03	3.4E+00	Moderate	
Pesticide	Iprodione	36734-19-7	Dissolved	sub	1462	584	353	525	4.4E+00	2.6E-02	1.4E-02	4.4E+00	1.2E+02	a	3.7E-02	-	Moderate	B2
Pesticide	Iprodione	36734-19-7	Total	det	-	-	-	-	-	-	-	-	1.2E+02	a	-	-	Out	
Pesticide	Iprodione	36734-19-7	Total	sub	4	-	-	4	1.0E-01	-	-	1.0E-01	1.2E+02	a	8.3E-04	-	Out	D2
Personal Care Product	Isoborneol	124-76-5	Dissolved	det	-	-	-	-	-	-	-	-	-	-	-	-	Out	
Personal Care Product	Isoborneol	124-76-5	Dissolved	sub	14	13	-	1	1.8E-01	1.8E-01	-	8.0E-02	-	-	-	-	Out	D2
Personal Care Product	Isoborneol	124-76-5	Total	det	-	-	-	-	-	-	-	-	-	-	-	-	Out	
Personal Care Product	Isoborneol	124-76-5	Total	sub	41	1	37	3	5.0E+01	8.9E+01	5.0E+01	9.0E-02	-	-	-	-	Out	D2
Pharmaceutical	Ketoprofen	22071-15-4	Dissolved	det	-	-	-	-	-	-	-	-	2.1E+02	n	-	-	Out	
Pharmaceutical	Ketoprofen	22071-15-4	Dissolved	sub	251	-	132	119	1.0E+01	-	1.0E+01	1.0E+01	2.1E+02	n	4.8E-02	-	Out	D1
Pharmaceutical	lamotrigine	84057-84-1	Dissolved	det	-	-	-	-	-	-	-	-	2.8E+00	n	-	-	Out	
Pharmaceutical	lamotrigine	84057-84-1	Dissolved	sub	251	-	132	119	1.0E+01	-	1.0E+01	1.0E+01	2.8E+00	n	3.6E+00	-	Low	C1
HABs	L-Domoic acid	14277-97-5A	Dissolved	det	-	-	-	-	-	-	-	-	3.8E+03	n	-	-	Out	
HABs	L-Domoic acid	14277-97-5A	Dissolved	sub	15	-	-	15	3.3E-02	-	-	3.3E-02	3.8E+03	n	8.6E-06	-	Out	D2
HABs	L-Domoic acid	14277-97-5A	Total	det	-	-	-	-	-	-	-	-	3.8E+03	n	-	-	Out	
HABs	L-Domoic acid	14277-97-5A	Total	sub	114	21	81	12	1.0E-02	1.0E-02	1.0E-02	3.3E-02	3.8E+03	n	2.6E-06	-	Moderate	B2
Personal Care Product	Limonene, d-	5989-27-5	Dissolved	det	6	6	-	-	2.1E-01	2.1E-01	-	-	7.4E+01	c	2.8E-03	-	Out	
Personal Care Product	Limonene, d-	5989-27-5	Dissolved	sub	14	13	-	1	1.7E-01	1.7E-01	-	8.0E-02	7.4E+01	c	2.3E-03	-	Out	D1
Personal Care Product	Limonene, d-	5989-27-5	Total	det	-	-	-	-	-	-	-	-	7.4E+01	c	-	-	Out	
Personal Care Product	Limonene, d-	5989-27-5	Total	sub	8	1	4	3	1.6E-01	8.9E+01	1.6E-01	1.6E-01	7.4E+01	c	2.2E-03	-	Out	D1
Pharmaceutical	lincomycin	154-21-2	Dissolved	det	2	-	2	-	7.1E-02	-	7.1E-02	-	3.0E+02	c	2.4E-04	-	Out	
Pharmaceutical	lincomycin	154-21-2	Dissolved	sub	4	-	4	-	6.8E-02	-	6.8E-02	-	3.0E+02	c	2.3E-04	-	Out	D2
Pharmaceutical	lincomycin	154-21-2	Total	det	5	2	3	-	8.0E-02	8.4E-02	4.8E-02	-	3.0E+02	c	2.7E-04	-	Out	
Pharmaceutical	lincomycin	154-21-2	Total	sub	43	8	35	-	2.5E-02	7.5E-02	2.0E-02	-	3.0E+02	c	8.3E-05	-	Out	D2
Pesticide	Linuron	330-55-2	Dissolved	det	19	-	2	17	1.6E-01	-	3.6E-02	1.6E-01	9.0E-03	a	1.8E+01	4.5E+00	High	
Pesticide	Linuron	330-55-2	Dissolved	sub	1294	82	356	856	1.0E+01	4.0E-02	6.0E+00	2.0E+01	9.0E-03	a	1.1E+03	-	High	A1
Pesticide	Linuron	330-55-2	Total	det	209	119	65	25	5.3E-01	2.1E-01	9.2E-01	9.3E-01	9.0E-03	a	5.9E+01	1.0E+00	High	
Pesticide	Linuron	330-55-2	Total	sub	3258	1354	1328	576	2.0E-01	2.0E-01	2.0E-01	2.0E-01	9.0E-03	a	2.2E+01	-	High	A1
Pharmaceutical	lomefloxacin	98079-51-7	Dissolved	det	-	-	-	-	-	-	-	-	8.3E+01	n	-	-	Out	
Pharmaceutical	lomefloxacin	98079-51-7	Dissolved	sub	4	-	4	-	5.0E-03	-	5.0E-03	-	8.3E+01	n	6.1E-05	-	Out	D2
HABs	Lyngbyatoxin-a	70497-14-2	Total	det	1	-	1	-	2.5E+00	-	2.5E+00	-	1.6E-01	nl	1.6E+01	-	High	
HABs	Lyngbyatoxin-a	70497-14-2	Total	sub	35	-	35	-	1.8E-01	-	1.8E-01	-	1.6E-01	nl	1.1E+00	-	Low	C2
Pesticide	Malaoxon	1634-78-2	Dissolved	det	-	-	-	-	-	-	-	-	1.0E+00	c	-	-	Out	
Pesticide	Malaoxon	1634-78-2	Dissolved	sub	128	-	33	95	5.0E-03	-	5.0E-03	5.0E-03	1.0E+00	c	5.0E-03	-	Out	D1
Pesticide	malathion	121-75-5	Dissolved	det	1	-	1	-	1.2E-01	-	1.2E-01	-	6.0E-03	a	2.1E+01	-	High	
Pesticide	malathion	121-75-5	Dissolved	sub	150	9	42	99	3.7E-03	5.0E-03	3.7E-03	3.7E-03	6.0E-03	a	6.2E-01	-	Out	D1
Pesticide	malathion	121-75-5	Total	det	729	380	240	109	2.4E-01	1.9E-01	1.7E-01	4.1E-01	6.0E-03	a	4.0E+01	2.4E+00	High	
Pesticide	malathion	121-75-5	Total	sub	5976	2752	2185	1039	3.0E-02	5.0E-02	1.8E-02	3.0E-02	6.0E-03	a	5.0E+00	-	Moderate	B1
Pesticide	MANCOZEB	2234562	Total	det	-	-	-	-	-	-	-	-	1.4E-01	a	-	-	Out	
Pesticide	MANCOZEB	2234562	Total	sub	2	-	-	2	3.0E+01	-	-	3.0E+01	1.4E-01	a	2.2E+02	-	High	A1
Pesticide	Mandipropamid	374726-62-2	Dissolved	det	9	-	3	6	1.6E+00	-	5.7E-01	2.6E+00	2.2E+02	a	7.1E-03	4.6E+00	Moderate	
Pesticide	Mandipropamid	374726-62-2	Dissolved	sub	627	-	106	521	3.3E+00	-	3.3E+00	3.3E+00	2.2E+02	a	1.5E-02	-	Out	D1
Personal Care Product	Menthol	1490-04-6	Dissolved	det	2	2	-	-	9.8E-02	9.8E-02	-	-	2.3E+02	c	4.2E-04	-	Out	
Personal Care Product	Menthol	1490-04-6	Dissolved	sub	14	13	-	1	3.6E-01	4.0E-01	-	3.2E-01	2.3E+02	c	1.6E-03	-	Out	D1
Personal Care Product	Menthol	1490-04-6	Total	det	-	-	-	-	-	-	-	-	2.3E+02	c	-	-	Out	

Class	Compound	CAS #	Matrix	det or sub	N	N (2005 - 2010)	N (2011 - 2015)	N (2016 - 2021)	90 th percentile	90 th percentile (2005-2010)	90 th percentile (2011-2015)	90 th percentile (2015-2021)	MTL	Tox Source	MTQ	trend	Prelim. Monit. Priority	Mon Prior Basis
Personal Care Product	Menthol	1490-04-6	Total	sub	41	1	37	3	5.0E+01	8.9E+01	5.0E+01	3.2E-01	2.3E+02	c	2.2E-01	-	Out	D1
Pharmaceutical	meprobamate	57-53-4	Dissolved	det	8	-	-	8	6.3E-02	-	-	6.3E-02	2.7E+03	n	2.3E-05	-	Out	
Pharmaceutical	meprobamate	57-53-4	Dissolved	sub	498	-	146	352	1.0E+01	-	1.0E+01	1.0E+01	2.7E+03	n	3.7E-05	-	Out	D1
Pharmaceutical	Mestranol	72-33-3	Total	det	1	-	1	-	8.6E-04	-	8.6E-04	-	1.7E+01	n	5.1E-05	-	Out	
Pharmaceutical	Mestranol	72-33-3	Total	sub	20	-	20	-	8.0E-01	-	8.0E-01	-	1.7E+01	n	4.7E-02	-	Out	D2
Pesticide	Metconazole	125116-23-6	Dissolved	det	5	-	-	5	5.7E-02	-	-	5.7E-02	2.9E-01	a	2.0E-01	-	Low	
Pesticide	Metconazole	125116-23-6	Dissolved	sub	1788	158	385	1245	5.2E+00	5.2E+00	5.0E+00	5.2E+00	2.9E-01	a	1.8E+01	-	High	A1
Pharmaceutical	metformin	657-24-9	Dissolved	det	89	-	-	89	6.0E-02	-	-	6.0E-02	4.0E+00	c	1.5E-02	-	Out	
Pharmaceutical	metformin	657-24-9	Dissolved	sub	495	-	146	349	1.0E+01	-	1.0E+01	1.0E+01	4.0E+00	c	2.5E+00	-	Low	C1
Pesticide	Methoxyfenozide	161050-58-4	Dissolved	det	1012	-	189	823	1.1E-01	-	8.2E-02	1.2E-01	3.1E-01	a	3.6E-01	1.4E+00	Out	
Pesticide	Methoxyfenozide	161050-58-4	Dissolved	sub	1532	-	289	1243	7.2E-02	-	4.9E-02	7.6E-02	3.1E-01	a	2.3E-01	-	Moderate	B3
Personal Care Product	Methyl salicylate	119-36-8	Dissolved	det	7	6	-	1	3.8E-02	4.2E-02	-	1.4E-02	7.9E+01	c	4.9E-04	3.3E-01	Out	
Personal Care Product	Methyl salicylate	119-36-8	Dissolved	sub	14	13	-	1	1.4E-01	1.8E-01	-	1.4E-02	7.9E+01	c	1.8E-03	-	Out	D1
Personal Care Product	Methyl salicylate	119-36-8	Total	det	-	-	-	-	-	-	-	-	7.9E+01	c	-	-	Out	
Personal Care Product	Methyl salicylate	119-36-8	Total	sub	39	-	36	3	5.0E+01	-	5.0E+01	8.0E-02	7.9E+01	c	6.3E-01	-	Out	D1
Personal Care Product	Methylindole, 3-	83-34-1	Dissolved	det	-	-	-	-	-	-	-	-	8.8E+01	c	-	-	Out	
Personal Care Product	Methylindole, 3-	83-34-1	Dissolved	sub	14	13	-	1	8.0E-02	8.0E-02	-	3.6E-02	8.8E+01	c	9.0E-04	-	Out	D1
Personal Care Product	Methylindole, 3-	83-34-1	Total	det	2	1	1	-	2.7E+00	3.0E+00	1.0E-02	-	8.8E+01	c	3.1E-02	-	Out	
Personal Care Product	Methylindole, 3-	83-34-1	Total	sub	41	1	37	3	5.0E+01	3.0E+00	5.0E+01	4.0E-02	8.8E+01	c	5.7E-01	-	Out	D1
Personal Care Product	methylparaben	99-76-3	Dissolved	det	-	-	-	-	-	-	-	-	8.0E+02	c	-	-	Out	
Personal Care Product	methylparaben	99-76-3	Dissolved	sub	255	-	137	118	1.0E+01	-	1.0E+01	1.0E+01	8.0E+02	c	1.3E-02	-	Out	D1
Pesticide	Metolachlor	51218-45-2	Dissolved	det	1134	284	331	519	6.4E-02	6.1E-02	5.0E-02	7.3E-02	1.0E-01	a	6.4E-01	1.5E+00	Out	
Pesticide	Metolachlor	51218-45-2	Dissolved	sub	2682	592	723	1367	3.0E-02	3.0E-02	1.5E+00	2.8E-02	1.0E-01	a	3.0E-01	-	Out	D1
Pesticide	Metolachlor	51218-45-2	Total	det	32	22	3	7	1.3E+00	9.0E-01	1.2E-01	1.4E+00	1.0E-01	a	1.3E+01	1.2E+01	High	
Pesticide	Metolachlor	51218-45-2	Total	sub	211	112	61	38	1.1E-02	1.1E-02	5.0E+01	1.3E+00	1.0E-01	a	1.1E-01	-	Out	D1
Pesticide	Metolachlor ESA	171118-09-5	Dissolved	det	-	-	-	-	-	-	-	-	2.4E+03	a	-	-	Out	
Pesticide	Metolachlor ESA	171118-09-5	Dissolved	sub	273	-	154	119	2.0E+01	-	2.0E+01	2.0E+01	2.4E+03	a	8.3E-03	-	Out	D1
Pesticide	Metolachlor OXA	152019-73-3	Dissolved	det	24	-	12	12	2.1E-01	-	9.5E-02	3.1E-01	7.7E+02	a	2.8E-04	3.3E+00	Moderate	
Pesticide	Metolachlor OXA	152019-73-3	Dissolved	sub	909	-	187	722	2.0E+02	-	1.5E+02	2.0E+02	7.7E+02	a	2.6E-01	-	Out	D1
Pharmaceutical	metoprolol	51384-51-1	Dissolved	det	4	-	-	4	2.4E-02	-	-	2.4E-02	9.3E+02	c	2.6E-05	-	Out	
Pharmaceutical	metoprolol	51384-51-1	Dissolved	sub	503	-	154	349	1.0E+01	-	1.0E+01	1.0E+01	9.3E+02	c	1.1E-02	-	Out	D1
HABs	Microcystin LA	96180-79-9	Dissolved	det	3	-	3	-	2.0E-03	-	2.0E-03	-	1.2E+00	n	1.7E-03	-	Out	
HABs	Microcystin LA	96180-79-9	Dissolved	sub	21	-	6	15	1.6E-01	-	2.0E-03	1.6E-01	1.2E+00	n	1.3E-01	-	High	A3
HABs	Microcystin LA	96180-79-9	Total	det	40	12	27	1	1.1E+01	6.7E+00	1.6E+01	1.2E+00	1.2E+00	n	8.9E+00	7.6E-02	Low	
HABs	Microcystin LA	96180-79-9	Total	sub	175	21	141	13	2.9E+00	5.7E+00	3.2E+00	1.6E-01	1.2E+00	n	2.4E+00	-	Low	C1
HABs	Microcystin LR	101043-37-2	Dissolved	det	6	-	6	-	1.1E-02	-	1.1E-02	-	1.0E+00	c	1.1E-02	-	Out	
HABs	Microcystin LR	101043-37-2	Dissolved	sub	21	-	6	15	1.3E-01	-	1.1E-02	1.3E-01	1.0E+00	c	1.3E-01	-	High	A3
HABs	Microcystin LR	101043-37-2	Total	det	31	2	29	-	1.1E+00	4.3E-01	1.1E+00	-	1.0E+00	c	1.1E+00	-	Low	
HABs	Microcystin LR	101043-37-2	Total	sub	168	21	134	13	3.9E-01	1.0E-02	5.4E-01	1.3E-01	1.0E+00	c	3.9E-01	-	Out	D1
HABs	Microcystin RR	111755-37-4	Dissolved	det	1	-	1	-	1.0E-03	-	1.0E-03	-	1.2E+05	n	8.3E-09	-	Out	
HABs	Microcystin RR	111755-37-4	Dissolved	sub	15	-	6	9	5.0E-02	-	1.0E-03	5.0E-02	1.2E+05	n	4.1E-07	-	Moderate	B2
HABs	Microcystin RR	111755-37-4	Total	det	6	-	5	1	2.9E+00	-	3.0E+00	4.1E-01	1.2E+05	n	2.4E-05	1.4E-01	Out	
HABs	Microcystin RR	111755-37-4	Total	sub	176	21	142	13	5.0E-02	1.0E-02	5.0E-02	5.0E-02	1.2E+05	n	4.1E-07	-	Out	D1
HABs	Microcystin YR	101064-48-6	Dissolved	det	-	-	-	-	-	-	-	-	7.7E-01	n	-	-	Out	
HABs	Microcystin YR	101064-48-6	Dissolved	sub	21	-	6	15	1.0E-01	-	1.0E-03	1.0E-01	7.7E-01	n	1.4E-01	-	High	A3
HABs	Microcystin YR	101064-48-6	Total	det	3	-	3	-	9.3E+00	-	9.3E+00	-	7.7E-01	n	1.2E+01	-	High	
HABs	Microcystin YR	101064-48-6	Total	sub	178	21	144	13	1.0E-01	1.0E-02	1.0E-01	1.0E-01	7.7E-01	n	1.4E-01	-	Out	D1
Personal Care Product	musk ketone	81-14-1	Total	det	-	-	-	-	-	-	-	-	1.0E+00	c	-	-	Out	
Personal Care Product	musk ketone	81-14-1	Total	sub	33	-	33	-	5.0E+01	-	5.0E+01	-	1.0E+00	c	5.0E+01	-	High	A1
Pesticide	MYCLOBUTANIL	88671-89-0	Dissolved	det	306	126	69	111	3.3E-01	1.8E-01	1.6E-02	6.4E-01	8.3E+01	a	4.0E-03	4.0E+01	Moderate	
Pesticide	MYCLOBUTANIL	88671-89-0	Dissolved	sub	2376	582	547	1247	6.0E+00	2.0E-02	6.0E+00	6.0E+00	8.3E+01	a	7.2E-02	-	Out	D1
Pharmaceutical	naproxen	22204-53-1	Dissolved	det	2	-	-	2	5.2E-03	-	-	5.2E-03	1.0E+00	c	5.2E-03	-	Out	
Pharmaceutical	naproxen	22204-53-1	Dissolved	sub	288	-	151	137	1.0E+01	-	1.0E+01	1.0E+01	1.0E+00	c	1.0E+01	-	Low	C1
PFAS	N-EtFOSAA	909405-49-8	Total	det	6	6	-	-	1.4E-03	1.4E-03	-	-	-	-	-	-	Out	
PFAS	N-EtFOSAA	909405-49-8	Total	sub	27	27	-	-	4.4E-04	4.4E-04	-	-	-	-	-	-	Out	D2
PFAS	N-MeFOSAA	2355-31-9	Total	det	7	7	-	-	9.4E-04	9.4E-04	-	-	4.1E+01	n	2.3E-05	-	Out	

Class	Compound	CAS #	Matrix	det or sub	N	N (2005 - 2010)	N (2011 - 2015)	N (2016 - 2021)	90 th percentile	90 th percentile (2005-2010)	90 th percentile (2011-2015)	90 th percentile (2015-2021)	MTL	Tox Source	MTQ	trend	Prelim. Monit. Priority	Mon Prior Basis
PFAS	N-MeFOSAA	2355-31-9	Total	sub	27	27	-	-	5.0E-04	5.0E-04	-	-	4.1E+01	n	1.2E-05	-	Out	D2
HABs	Nodularin	118399-22-7	Dissolved	det	-	-	-	-	-	-	-	-	1.7E+00	n	-	-	Out	
HABs	Nodularin	118399-22-7	Dissolved	sub	9	-	-	9	3.7E-02	-	-	3.7E-02	1.7E+00	n	2.2E-02	-	Out	D2
HABs	Nodularin	118399-22-7	Total	det	-	-	-	-	-	-	-	-	1.7E+00	n	-	-	Out	
HABs	Nodularin	118399-22-7	Total	sub	117	21	77	19	2.0E-02	1.0E-02	2.0E-02	3.7E-02	1.7E+00	n	1.2E-02	-	Low	C3
AP/APEs	nonylphenoethoxylate (NPnEO)	9016-45-9	Total	det	11	10	1	-	3.0E+00	2.5E+00	3.0E+00	-	3.5E+01	c	8.5E-02	-	Out	
AP/APEs	nonylphenoethoxylate (NPnEO)	9016-45-9	Total	sub	197	189	8	-	5.0E-01	5.0E-01	1.2E+00	-	3.5E+01	c	1.4E-02	-	Out	D2
Pharmaceutical	Norethindrone	68-22-4	Dissolved	det	-	-	-	-	-	-	-	-	3.7E-03	c	-	-	Out	
Pharmaceutical	Norethindrone	68-22-4	Dissolved	sub	-	-	-	-	-	-	-	-	3.7E-03	c	-	-	Out	D2
Pharmaceutical	Norethindrone	68-22-4	Total	det	-	-	-	-	-	-	-	-	3.7E-03	c	-	-	Out	
Pharmaceutical	Norethindrone	68-22-4	Total	sub	20	-	20	-	8.0E-01	-	8.0E-01	-	3.7E-03	c	2.2E+02	-	High	A1
Pharmaceutical	norfloxacin	70458-96-7	Dissolved	det	-	-	-	-	-	-	-	-	1.2E+02	c	-	-	Out	
Pharmaceutical	norfloxacin	70458-96-7	Dissolved	sub	4	-	4	-	5.0E-03	-	5.0E-03	-	1.2E+02	c	4.2E-05	-	Out	D2
Pharmaceutical	norfluoxetine	83891-03-6Å	Dissolved	det	-	-	-	-	-	-	-	-	3.0E+02	c	-	-	Out	
Pharmaceutical	norfluoxetine	83891-03-6Å	Dissolved	sub	376	-	146	-	1.0E+01	-	1.0E+01	-	3.0E+02	c	3.4E-02	-	Out	D1
Pharmaceutical	norverapamil	67018-85-3	Dissolved	det	-	-	-	-	-	-	-	-	1.1E+01	n	-	-	Out	
Pharmaceutical	norverapamil	67018-85-3	Dissolved	sub	503	-	154	349	1.0E+01	-	1.0E+01	8.0E+01	1.1E+01	n	9.5E-01	-	High	A3
Pesticide	NTN33893-urea	120868-66-8	Dissolved	det	4	-	-	4	9.0E-03	-	-	9.0E-03	1.5E+03	n	6.1E-06	-	Out	
Pesticide	NTN33893-urea	120868-66-8	Dissolved	sub	234	-	-	234	4.0E+00	-	-	4.0E+00	1.5E+03	n	2.7E-03	-	Out	D2
Pharmaceutical	ofloxacin	82419-36-1	Dissolved	det	-	-	-	-	-	-	-	-	1.2E+02	c	-	-	Out	
Pharmaceutical	ofloxacin	82419-36-1	Dissolved	sub	4	-	4	-	5.0E-03	-	5.0E-03	-	1.2E+02	c	4.1E-05	-	Out	D2
HABs	Okadaic acid	78111-17-8	Dissolved	det	-	-	-	-	-	-	-	-	4.7E+01	n	-	-	Out	
HABs	Okadaic acid	78111-17-8	Dissolved	sub	15	-	-	15	5.3E-02	-	-	5.3E-02	4.7E+01	n	1.1E-03	-	Out	D2
HABs	Okadaic acid	78111-17-8	Total	det	-	-	-	-	-	-	-	-	4.7E+01	n	-	-	Out	
HABs	Okadaic acid	78111-17-8	Total	sub	114	21	81	12	1.0E-02	1.0E-02	1.0E-02	5.3E-02	4.7E+01	n	2.1E-04	-	Moderate	B2
Pharmaceutical	ormetoprim	6981-18-6	Dissolved	det	-	-	-	-	-	-	-	-	2.5E+02	n	-	-	Out	
Pharmaceutical	ormetoprim	6981-18-6	Dissolved	sub	4	-	4	-	5.0E-03	-	5.0E-03	-	2.5E+02	n	2.0E-05	-	Out	D2
Pesticide	Oryzalin	19044-88-3	Dissolved	det	167	1	45	121	1.2E-01	4.1E-01	1.9E-01	8.8E-02	1.3E+00	a	9.6E-02	4.6E-01	Out	
Pesticide	Oryzalin	19044-88-3	Dissolved	sub	1889	76	451	1362	5.0E+00	4.0E-02	1.1E+01	5.0E+00	1.3E+00	a	3.8E+00	-	Low	C1
Pesticide	Oryzalin	19044-88-3	Total	det	123	111	12	-	2.0E-01	2.0E-01	2.0E-01	-	1.3E+00	a	1.5E-01	-	Low	
Pesticide	Oryzalin	19044-88-3	Total	sub	247	184	34	29	2.0E-01	2.0E-01	2.0E-01	2.0E-01	1.3E+00	a	1.5E-01	-	Out	D1
Pesticide	OXADIAZON	19666-30-9	Dissolved	det	47	-	7	40	2.1E-01	-	1.2E-01	2.0E-01	8.8E-02	a	2.4E+00	1.7E+00	Moderate	
Pesticide	OXADIAZON	19666-30-9	Dissolved	sub	630	-	107	523	2.1E+00	-	2.1E+00	2.1E+00	8.8E-02	a	2.4E+01	-	High	A1
Pesticide	OXADIAZON	19666-30-9	Total	det	49	47	2	-	3.7E-02	3.5E-02	5.1E-02	-	8.8E-02	a	4.2E-01	-	Low	
Pesticide	OXADIAZON	19666-30-9	Total	sub	811	513	291	7	1.0E-03	1.0E-03	1.0E-03	1.0E-03	8.8E-02	a	1.1E-02	-	Out	D1
Pharmaceutical	Oxazepam	604-75-1	Dissolved	det	-	-	-	-	-	-	-	-	3.7E+00	n	-	-	Out	
Pharmaceutical	Oxazepam	604-75-1	Dissolved	sub	481	-	132	349	1.0E+01	-	1.0E+01	1.0E+01	3.7E+00	n	2.7E+00	-	Low	C1
Pharmaceutical	Oxytetracycline	79-57-2	Dissolved	det	-	-	-	-	-	-	-	-	5.7E-01	a	-	-	Out	
Pharmaceutical	Oxytetracycline	79-57-2	Dissolved	sub	4	-	4	-	1.0E-02	-	1.0E-02	-	5.7E-01	a	1.8E-02	-	Out	D2
Pharmaceutical	Oxytetracycline	79-57-2	Total	det	-	-	-	-	-	-	-	-	5.7E-01	a	-	-	Out	
Pharmaceutical	Oxytetracycline	79-57-2	Total	sub	43	8	35	-	1.0E-02	1.0E-02	1.0E-02	-	5.7E-01	a	1.8E-02	-	Out	D2
Pesticide	Paclobutrazol(PP333)	76738-62-0	Dissolved	det	3	-	1	2	1.1E-01	-	1.4E-01	1.6E-02	8.0E-01	a	1.4E-01	1.1E-01	Out	
Pesticide	Paclobutrazol(PP333)	76738-62-0	Dissolved	sub	630	-	107	523	6.2E+00	-	6.2E+00	6.2E+00	8.0E-01	a	7.8E+00	-	Low	C1
Pesticide	parathion	56-38-2	Dissolved	det	-	-	-	-	-	-	-	-	2.0E-04	c	-	-	Out	
Pesticide	parathion	56-38-2	Dissolved	sub	25	6	-	19	1.0E+00	1.0E-02	-	1.0E+00	2.0E-04	c	5.0E+03	-	High	A1
Pesticide	parathion	56-38-2	Total	det	291	202	89	-	2.0E-02	2.0E-02	2.0E-02	-	2.0E-04	c	1.0E+02	-	High	
Pesticide	parathion	56-38-2	Total	sub	2861	1496	1132	233	2.0E-02	2.0E-02	8.0E-03	2.0E-02	2.0E-04	c	1.0E+02	-	High	A1
Pharmaceutical	paroxetine	61869-08-7	Dissolved	det	-	-	-	-	-	-	-	-	2.2E+01	c	-	-	Out	
Pharmaceutical	paroxetine	61869-08-7	Dissolved	sub	384	-	154	-	1.0E+01	-	1.0E+01	-	2.2E+01	c	4.5E-01	-	Out	D1
PBDE	PBDE 003	101-55-3	Total	det	1	1	-	-	1.6E-02	1.6E-02	-	-	5.9E+00	n	2.7E-03	-	Out	
PBDE	PBDE 003	101-55-3	Total	sub	34	29	3	2	3.6E-01	3.6E-01	2.4E-01	2.0E+00	5.9E+00	n	6.1E-02	-	Moderate	B2
PBDE	PBDE 017	147217-75-2	Total	det	8	-	1	7	7.2E-04	-	1.0E-03	6.0E-04	2.2E+00	nl	3.3E-04	6.0E-01	Out	
PBDE	PBDE 017	147217-75-2	Total	sub	29	-	15	14	6.0E-04	-	3.0E-04	6.0E-04	2.2E+00	nl	2.7E-04	-	Low	C3
PBDE	PBDE 025	147217-77-4	Total	det	-	-	-	-	-	-	-	-	-	-	-	-	Out	
PBDE	PBDE 025	147217-77-4	Total	sub	6	-	6	-	1.0E-03	-	1.0E-03	-	-	-	-	-	Out	D2
PBDE	PBDE 028	41318-75-6	Total	det	1	-	1	-	2.0E-03	-	2.0E-03	-	4.0E-01	c	5.0E-03	-	Out	
PBDE	PBDE 028	41318-75-6	Total	sub	29	-	15	14	2.5E-04	-	3.0E-04	1.8E-04	4.0E-01	c	6.3E-04	-	Out	D1
PBDE	PBDE 030	155999-95-4	Total	det	1	-	-	1	3.0E-04	-	-	3.0E-04	1.9E+00	nl	1.6E-04	-	Out	
PBDE	PBDE 030	155999-95-4	Total	sub	29	-	15	14	2.5E-04	-	3.0E-04	1.8E-04	1.9E+00	nl	1.3E-04	-	Out	D1
PBDE	PBDE 033	147217-78-5	Total	det	-	-	-	-	-	-	-	-	-	-	-	-	Out	
PBDE	PBDE 033	147217-78-5	Total	sub	6	-	6	-	1.0E-03	-	1.0E-03	-	-	-	-	-	Out	D2
PBDE	PBDE 047	5436-43-1	Total	det	12	-	3	9	3.8E-03	-	1.1E-01	1.8E-03	4.6E-03	c	8.3E-01	1.6E-02	Out	
PBDE	PBDE 047	5436-43-1	Total	sub	29	-	15	14	1.8E-03	-	2.8E-03	1.3E-03	4.6E-03	c	3.8E-01	-	Out	D1
PBDE	PBDE 049	243982-82-3	Total	det	7	-	1	6	1.4E-03	-	3.0E-03	4.0E-04	1.6E+00	nl	9.0E-04	1.3E-01	Out	

Class	Compound	CAS #	Matrix	det or sub	N	N (2005 - 2010)	N (2011 - 2015)	N (2016 - 2021)	90 th percentile	90 th percentile (2005-2010)	90 th percentile (2011-2015)	90 th percentile (2015-2021)	MTL	Tox Source	MTQ	trend	Prelim. Monit. Priority	Mon Prior Basis
PBDE	PBDE 049	243982-82-3	Total	sub	22	-	15	7	4.0E-04	-	3.0E-04	4.0E-04	1.6E+00	nl	2.5E-04	-	Out	D1
PBDE	PBDE 066	189084-61-5	Total	det	1	-	1	-	2.0E-03	-	2.0E-03	-	1.9E+00	n	1.0E-03	-	Out	
PBDE	PBDE 066	189084-61-5	Total	sub	29	-	15	14	2.5E-04	-	3.0E-04	1.8E-04	1.9E+00	n	1.3E-04	-	Out	D1
PBDE	PBDE 071	189084-62-6	Total	det	-	-	-	-	-	-	-	-	1.5E+00	nl	-	-	Out	
PBDE	PBDE 071	189084-62-6	Total	sub	7	-	-	7	1.0E-04	-	-	1.0E-04	1.5E+00	nl	6.7E-05	-	Out	D2
PBDE	PBDE 085	182346-21-0	Total	det	3	-	1	2	8.1E-03	-	1.0E-02	3.8E-04	9.0E-01	n	9.0E-03	3.8E-02	Out	
PBDE	PBDE 085	182346-21-0	Total	sub	29	-	15	14	5.0E-04	-	5.0E-04	3.2E-04	9.0E-01	n	5.6E-04	-	Out	D1
PBDE	PBDE 099	60348-60-9	Total	det	7	-	3	4	8.5E-02	-	1.6E-01	5.5E-03	3.9E-03	c	2.2E+01	3.3E-02	High	
PBDE	PBDE 099	60348-60-9	Total	sub	29	-	15	14	4.6E-03	-	3.4E-03	3.6E-03	3.9E-03	c	1.2E+00	-	Low	C1
PBDE	PBDE 100	189084-64-8	Total	det	5	-	2	3	1.5E-02	-	2.3E-02	1.2E-03	2.3E-03	c	6.7E+00	5.1E-02	Low	
PBDE	PBDE 100	189084-64-8	Total	sub	29	-	15	14	1.0E-03	-	8.0E-04	8.4E-04	2.3E-03	c	4.4E-01	-	Out	D1
PBDE	PBDE 138	182677-30-1	Total	det	1	-	1	-	2.0E-03	-	2.0E-03	-	5.4E-01	n	3.7E-03	-	Out	
PBDE	PBDE 138	182677-30-1	Total	sub	29	-	15	14	5.0E-04	-	5.0E-04	3.0E-04	5.4E-01	n	9.3E-04	-	Out	D1
PBDE	PBDE 153	68631-49-2	Total	det	4	-	1	3	1.1E-02	-	1.5E-02	8.5E-04	1.5E-01	c	7.4E-02	5.7E-02	Out	
PBDE	PBDE 153	68631-49-2	Total	sub	29	-	15	14	5.1E-04	-	5.0E-04	4.9E-04	1.5E-01	c	3.5E-03	-	Out	D1
PBDE	PBDE 154	207122-15-4	Total	det	3	-	1	2	1.1E-02	-	1.3E-02	5.4E-04	5.0E-01	n	2.1E-02	4.1E-02	Out	
PBDE	PBDE 154	207122-15-4	Total	sub	29	-	15	14	5.0E-04	-	5.0E-04	4.1E-04	5.0E-01	n	1.0E-03	-	Out	D1
PBDE	PBDE 179	446255-25-0	Total	det	-	-	-	-	-	-	-	-	-	-	-	-	Out	
PBDE	PBDE 179	446255-25-0	Total	sub	29	-	15	14	1.0E-03	-	1.0E-03	5.5E-04	-	-	-	-	Out	D2
PBDE	PBDE 183	207122-16-5	Total	det	-	-	-	-	-	-	-	-	2.9E-01	n	-	-	Out	
PBDE	PBDE 183	207122-16-5	Total	sub	29	-	15	14	1.0E-03	-	1.0E-03	5.5E-04	2.9E-01	n	3.4E-03	-	Out	D1
PBDE	PBDE 184	117948-63-7	Total	det	-	-	-	-	-	-	-	-	2.5E-01	nl	-	-	Out	
PBDE	PBDE 184	117948-63-7	Total	sub	29	-	15	14	1.0E-03	-	1.0E-03	5.5E-04	2.5E-01	nl	4.0E-03	-	Out	D1
PBDE	PBDE 188	116995-32-5	Total	det	-	-	-	-	-	-	-	-	-	-	-	-	Out	
PBDE	PBDE 188	116995-32-5	Total	sub	29	-	15	14	1.0E-03	-	1.0E-03	5.5E-04	-	-	-	-	Out	D2
PBDE	PBDE 190	189084-68-2	Total	det	-	-	-	-	-	-	-	-	-	-	-	-	Out	
PBDE	PBDE 190	189084-68-2	Total	sub	29	-	15	14	1.0E-03	-	1.0E-03	5.5E-04	-	-	-	-	Out	D2
PBDE	PBDE 200	446255-46-5	Total	det	1	-	-	1	4.8E-03	-	-	4.8E-03	-	-	-	-	Out	
PBDE	PBDE 200	446255-46-5	Total	sub	29	-	15	14	1.0E-03	-	1.0E-03	5.5E-04	-	-	-	-	Out	D2
PBDE	PBDE 201	446255-50-1	Total	det	1	-	-	1	3.6E-03	-	-	3.6E-03	-	-	-	-	Out	
PBDE	PBDE 201	446255-50-1	Total	sub	29	-	15	14	1.0E-03	-	1.0E-03	5.5E-04	-	-	-	-	Out	D2
PBDE	PBDE 202	67797-09-5	Total	det	1	-	-	1	1.7E-03	-	-	1.7E-03	-	-	-	-	Out	
PBDE	PBDE 202	67797-09-5	Total	sub	29	-	15	14	1.0E-03	-	1.0E-03	5.5E-04	-	-	-	-	Out	D2
PBDE	PBDE 203	337513-72-1	Total	det	2	-	-	2	4.7E-03	-	-	4.7E-03	-	-	-	-	Out	
PBDE	PBDE 203	337513-72-1	Total	sub	13	-	6	7	5.9E-04	-	5.0E-03	2.5E-03	-	-	-	-	Out	D2
PBDE	PBDE 206	63387-28-0	Total	det	2	-	-	2	1.9E-02	-	-	1.9E-02	8.8E+01	c	2.2E-04	-	Out	
PBDE	PBDE 206	63387-28-0	Total	sub	29	-	15	14	2.5E-03	-	2.5E-03	4.2E-03	8.8E+01	c	2.8E-05	-	Low	C3
PBDE	PBDE 207	437701-79-6	Total	det	1	-	-	1	1.5E-02	-	-	1.5E-02	-	-	-	-	Out	
PBDE	PBDE 207	437701-79-6	Total	sub	29	-	15	14	2.5E-03	-	2.5E-03	1.3E-03	-	-	-	-	Out	D2
PBDE	PBDE 208	437701-78-5	Total	det	1	-	-	1	1.2E-02	-	-	1.2E-02	-	-	-	-	Out	
PBDE	PBDE 208	437701-78-5	Total	sub	29	-	15	14	2.5E-03	-	2.5E-03	1.3E-03	-	-	-	-	Out	D2
PBDE	PBDE 209	1163-19-5	Total	det	1	-	-	1	3.2E-03	-	-	3.2E-03	1.0E-03	c	3.2E+00	-	Low	
PBDE	PBDE 209	1163-19-5	Total	sub	29	-	15	14	1.0E-02	-	1.0E-02	5.1E-03	1.0E-03	c	1.0E+01	-	Low	C1
Pesticide	Pendimethalin	40487-42-1	Dissolved	det	257	120	78	59	1.1E-01	1.3E-01	9.1E-02	1.5E-01	5.2E-01	a	2.2E-01	1.6E+00	Moderate	
Pesticide	Pendimethalin	40487-42-1	Dissolved	sub	2368	584	565	1219	2.3E+00	2.0E-02	2.3E+00	2.3E+00	5.2E-01	a	4.4E+00	-	Low	C1
Pesticide	Pendimethalin	40487-42-1	Total	det	329	232	55	42	6.1E-01	3.3E-01	1.3E+00	1.1E+00	5.2E-01	a	1.2E+00	8.3E-01	Low	
Pesticide	Pendimethalin	40487-42-1	Total	sub	1293	566	433	294	4.1E-02	4.2E-02	4.1E-02	4.4E-02	5.2E-01	a	7.9E-02	-	Out	D1
Pesticide	Penoxsulam	219714-96-2	Dissolved	det	135	-	6	129	3.2E-02	-	5.6E-03	3.4E-02	3.0E+00	a	1.1E-02	6.2E+00	Moderate	
Pesticide	Penoxsulam	219714-96-2	Dissolved	sub	631	-	106	525	3.5E+00	-	3.5E+00	3.5E+00	3.0E+00	a	1.2E+00	-	Low	C1
Pesticide	Penoxsulam	219714-96-2	Total	det	-	-	-	-	-	-	-	-	3.0E+00	a	-	-	Out	
Pesticide	Penoxsulam	219714-96-2	Total	sub	7	7	-	-	5.0E+00	5.0E+00	-	-	3.0E+00	a	1.7E+00	-	Low	C2
Pesticide	Penthiopyrad	183675-82-3	Dissolved	det	9	-	-	9	7.2E-02	-	-	7.2E-02	1.0E+02	a	7.2E-04	-	Out	
Pesticide	Penthiopyrad	183675-82-3	Dissolved	sub	313	-	-	313	3.2E+00	-	-	3.2E+00	1.0E+02	a	3.2E-02	-	Out	D2
Pesticide	permethrin	52645-53-1	Dissolved	det	8	4	4	-	1.0E-02	7.1E-03	1.2E-02	-	3.3E-04	a	3.1E+01	-	High	
Pesticide	permethrin	52645-53-1	Dissolved	sub	957	185	234	538	6.0E-01	3.4E+00	3.4E+00	6.0E-01	3.3E-04	a	1.8E+03	-	High	A1
Pesticide	permethrin	52645-53-1	Total	det	262	69	143	50	8.3E-02	1.9E-01	2.4E-02	1.0E-01	3.3E-04	a	2.5E+02	4.2E+00	High	
Pesticide	permethrin	52645-53-1	Total	sub	2247	1397	477	373	5.0E-03	9.0E-03	3.1E-03	3.5E-03	3.3E-04	a	1.5E+01	-	High	A1
PFAS	PFBS	375-73-5	Total	det	15	15	-	-	8.8E-03	8.8E-03	-	-	4.8E+02	c	1.8E-05	-	Out	
PFAS	PFBS	375-73-5	Total	sub	27	27	-	-	5.8E-03	5.8E-03	-	-	4.8E+02	c	1.2E-05	-	Out	D2
PFAS	PFDA	335-76-2	Total	det	26	26	-	-	3.1E-03	3.1E-03	-	-	9.7E-02	c	3.2E-02	-	Out	
PFAS	PFDA	335-76-2	Total	sub	27	27	-	-	3.1E-03	3.1E-03	-	-	9.7E-02	c	3.2E-02	-	Out	D2
PFAS	PFDoA	307-55-1	Total	det	17	17	-	-	7.8E-04	7.8E-04	-	-	9.9E-01	c	7.9E-04	-	Out	
PFAS	PFDoA	307-55-1	Total	sub	27	27	-	-	7.0E-04	7.0E-04	-	-	9.9E-01	c	7.1E-04	-	Out	D2
PFAS	PFDS	335-77-3	Total	det	6	6	-	-	6.5E-04	6.5E-04	-	-	1.6E+01	n	4.0E-05	-	Out	
PFAS	PFDS	335-77-3	Total	sub	27	27	-	-	4.8E-04	4.8E-04	-	-	1.6E+01	n	3.0E-05	-	Out	D2
PFAS	PFHpA	375-85-9	Total	det	27	27	-	-	4.4E-03	4.4E-03	-	-	5.1E+00	n	8.6E-04	-	Out	
PFAS	PFHpA	375-85-9	Total	sub	27	27	-	-	4.4E-03	4.4E-03	-	-	5.1E+00	n	8.6E-04	-	Out	D2

Class	Compound	CAS #	Matrix	det or sub	N	N (2005 - 2010)	N (2011 - 2015)	N (2016 - 2021)	90 th percentile	90 th percentile (2005-2010)	90 th percentile (2011-2015)	90 th percentile (2015-2021)	MTL	Tox Source	MTQ	trend	Prelim. Monit. Priority	Mon Prior Basis
PFAS	PFHxA	307-24-4	Total	det	27	27	-	-	7.9E-03	7.9E-03	-	-	1.0E+03	c	7.9E-06	-	Out	
PFAS	PFHxA	307-24-4	Total	sub	27	27	-	-	7.9E-03	7.9E-03	-	-	1.0E+03	c	7.9E-06	-	Out	D2
PFAS	PFHxS	355-46-4	Total	det	27	27	-	-	3.7E-03	3.7E-03	-	-	1.0E+01	c	3.7E-04	-	Out	
PFAS	PFHxS	355-46-4	Total	sub	27	27	-	-	3.7E-03	3.7E-03	-	-	1.0E+01	c	3.7E-04	-	Out	D2
PFAS	PFNA	375-95-1	Dissolved	det	-	-	-	-	-	-	-	-	8.0E-01	c	-	-	Out	
PFAS	PFNA	375-95-1	Dissolved	sub	77	-	-	77	1.0E+01	-	-	1.0E+01	8.0E-01	c	1.3E+01	-	High	A1
PFAS	PFNA	375-95-1	Total	det	27	27	-	-	2.9E-03	2.9E-03	-	-	8.0E-01	c	3.6E-03	-	Out	
PFAS	PFNA	375-95-1	Total	sub	27	27	-	-	2.9E-03	2.9E-03	-	-	8.0E-01	c	3.6E-03	-	Out	D2
PFAS	PFOA	335-67-1	Dissolved	det	-	-	-	-	-	-	-	-	1.0E-03	c	-	-	Out	
PFAS	PFOA	335-67-1	Dissolved	sub	77	-	-	77	1.0E+01	-	-	1.0E+01	1.0E-03	c	1.0E+04	-	High	A1
PFAS	PFOA	335-67-1	Total	det	27	27	-	-	1.1E-02	1.1E-02	-	-	1.0E-03	c	1.1E+01	-	High	
PFAS	PFOA	335-67-1	Total	sub	27	27	-	-	1.1E-02	1.1E-02	-	-	1.0E-03	c	1.1E+01	-	High	A1
PFAS	PFOS	1763-23-1	Dissolved	det	-	-	-	-	-	-	-	-	3.5E-01	c	-	-	Out	
PFAS	PFOS	1763-23-1	Dissolved	sub	77	-	-	77	1.0E+01	-	-	1.0E+01	3.5E-01	c	2.9E+01	-	High	A1
PFAS	PFOS	1763-23-1	Total	det	27	27	-	-	2.2E-02	2.2E-02	-	-	3.5E-01	c	6.1E-02	-	Out	
PFAS	PFOS	1763-23-1	Total	sub	27	27	-	-	2.2E-02	2.2E-02	-	-	3.5E-01	c	6.1E-02	-	Out	D2
PFAS	PFOSA	754-91-6	Total	det	24	24	-	-	1.2E-03	1.2E-03	-	-	1.6E-01	c	8.0E-03	-	Out	
PFAS	PFOSA	754-91-6	Total	sub	27	27	-	-	1.2E-03	1.2E-03	-	-	1.6E-01	c	7.6E-03	-	Out	D2
PFAS	PFPeA	2706-90-3	Total	det	25	25	-	-	7.0E-03	7.0E-03	-	-	1.0E+03	c	7.0E-06	-	Out	
PFAS	PFPeA	2706-90-3	Total	sub	27	27	-	-	7.0E-03	7.0E-03	-	-	1.0E+03	c	7.0E-06	-	Out	D2
PFAS	PFUnA	2058-94-8	Total	det	10	10	-	-	1.0E-03	1.0E-03	-	-	3.5E+02	c	2.9E-06	-	Out	
PFAS	PFUnA	2058-94-8	Total	sub	27	27	-	-	8.4E-04	8.4E-04	-	-	3.5E+02	c	2.4E-06	-	Out	D2
Personal Care Product	phantolide	15323-35-0	Total	det	-	-	-	-	-	-	-	-	4.8E+00	n	-	-	Out	
Personal Care Product	phantolide	15323-35-0	Total	sub	33	-	33	-	5.0E+01	-	5.0E+01	-	4.8E+00	n	1.0E+01	-	High	A1
Pesticide	phenothrin	26002-80-2	Dissolved	det	-	-	-	-	-	-	-	-	4.7E-02	a	-	-	Out	
Pesticide	phenothrin	26002-80-2	Dissolved	sub	907	185	199	523	1.0E+00	5.1E+00	5.1E+00	1.0E+00	4.7E-02	a	2.1E+01	-	High	A1
Pesticide	phenothrin	26002-80-2	Total	det	14	-	13	1	1.5E-01	-	1.5E-01	1.7E-02	4.7E-02	a	3.1E+00	1.1E-01	Low	
Pesticide	phenothrin	26002-80-2	Total	sub	77	-	64	13	6.8E-03	-	8.6E-03	2.4E-03	4.7E-02	a	1.5E-01	-	Out	D1
Pharmaceutical	Phenytoin	57-41-0	Dissolved	det	1	-	-	1	1.9E-03	-	-	1.9E-03	2.5E+02	c	7.6E-06	-	Out	
Pharmaceutical	Phenytoin	57-41-0	Dissolved	sub	265	-	143	122	1.0E+01	-	1.0E+01	2.5E+01	2.5E+02	c	4.0E-02	-	Low	C3
AP/APEs	Polyoxyethylene branched-C9-alkylphenol (mixture)	68412-54-4	Dissolved	det	1	1	-	-	1.0E-01	1.0E-01	-	-	-	-	-	-	Out	
AP/APEs	Polyoxyethylene branched-C9-alkylphenol (mixture)	68412-54-4	Dissolved	sub	12	12	-	-	1.0E+00	1.0E+00	-	-	-	-	-	-	Out	D2
AP/APEs	Polyoxyethylene branched-C9-alkylphenol (mixture)	68412-54-4	Total	det	1	-	1	-	2.0E-01	-	2.0E-01	-	-	-	-	-	Out	
AP/APEs	Polyoxyethylene branched-C9-alkylphenol (mixture)	68412-54-4	Total	sub	14	8	3	3	3.2E-01	3.2E-01	2.0E-01	2.0E-01	-	-	-	-	Out	D2
Pharmaceutical	prednisolone	50-24-8	Dissolved	det	-	-	-	-	-	-	-	-	8.5E+02	c	-	-	Out	
Pharmaceutical	prednisolone	50-24-8	Dissolved	sub	-	-	-	-	-	-	-	-	8.5E+02	c	-	-	Out	D2
Pharmaceutical	prednisone	53-03-2	Dissolved	det	1	-	-	1	1.5E-02	-	-	1.5E-02	2.1E+02	n	7.0E-05	-	Out	
Pharmaceutical	prednisone	53-03-2	Dissolved	sub	230	-	-	230	2.0E+02	-	-	2.0E+02	2.1E+02	n	9.4E-01	-	Low	C4
Pharmaceutical	Primidone	125-33-7	Dissolved	det	3	-	-	3	3.1E-03	-	-	3.1E-03	9.1E+02	n	3.4E-06	-	Out	
Pharmaceutical	Primidone	125-33-7	Dissolved	sub	254	-	132	122	1.0E+01	-	1.0E+01	1.0E+01	9.1E+02	n	1.1E-02	-	Out	D1
Pesticide	Prodiamine	29091-21-2	Dissolved	det	18	-	3	15	5.2E-02	-	3.3E-02	6.5E-02	1.5E-01	a	3.5E-01	2.0E+00	Moderate	
Pesticide	Prodiamine	29091-21-2	Dissolved	sub	630	-	107	523	5.2E+00	-	5.2E+00	5.2E+00	1.5E-01	a	3.5E+01	-	High	A1
Pharmaceutical	Progesterone	57-83-0	Dissolved	det	-	-	-	-	-	-	-	-	1.0E+00	c	-	-	Out	
Pharmaceutical	Progesterone	57-83-0	Dissolved	sub	22	-	22	-	1.0E+01	-	1.0E+01	-	1.0E+00	c	1.0E+01	-	Low	C2
Pharmaceutical	Progesterone	57-83-0	Total	det	1	-	1	-	4.9E-03	-	4.9E-03	-	1.0E+00	c	4.9E-03	-	Out	
Pharmaceutical	Progesterone	57-83-0	Total	sub	19	-	19	-	8.0E+00	-	8.0E+00	-	1.0E+00	c	8.0E+00	-	Low	C2
Pharmaceutical	promethazine	60-87-7	Dissolved	det	-	-	-	-	-	-	-	-	1.3E+00	n	-	-	Out	
Pharmaceutical	promethazine	60-87-7	Dissolved	sub	230	-	-	230	1.4E+02	-	-	1.4E+02	1.3E+00	n	1.1E+02	-	High	A1
Pesticide	PROPICONAZOLE	60207-90-1	Dissolved	det	407	11	86	310	8.7E-02	2.4E-01	7.8E-02	8.5E-02	1.5E+00	a	5.8E-02	1.1E+00	Out	
Pesticide	PROPICONAZOLE	60207-90-1	Dissolved	sub	2172	252	623	1297	5.0E+00	5.0E+00	6.0E+00	5.0E+00	1.5E+00	a	3.3E+00	-	Low	C1
Pesticide	PROPICONAZOLE	60207-90-1	Total	det	2	-	-	2	2.4E-01	-	-	2.4E-01	1.5E+00	a	1.6E-01	-	Low	
Pesticide	PROPICONAZOLE	60207-90-1	Total	sub	5	1	-	4	2.4E-01	2.0E-01	-	2.4E-01	1.5E+00	a	1.6E-01	-	Out	D1
Pharmaceutical	propoxyphene	469-62-5	Dissolved	det	-	-	-	-	-	-	-	-	4.5E+01	n	-	-	Out	
Pharmaceutical	propoxyphene	469-62-5	Dissolved	sub	230	-	-	230	1.4E+02	-	-	1.4E+02	4.5E+01	n	3.1E+00	-	Low	C2
Pesticide	Propyzamide	23950-58-5	Dissolved	det	92	33	6	53	6.0E-01	2.5E-01	3.8E-01	1.3E+00	2.2E+01	a	2.7E-02	3.3E+00	Moderate	
Pesticide	Propyzamide	23950-58-5	Dissolved	sub	2245	542	499	1204	4.0E+00	4.0E-03	4.0E+00	5.0E+00	2.2E+01	a	1.8E-01	-	Out	D1
Pesticide	Pyraclostrobin	175013-18-0	Dissolved	det	95	18	24	53	2.7E-01	1.0E+00	3.4E-02	2.2E-01	1.5E-01	a	1.8E+00	6.4E+00	High	
Pesticide	Pyraclostrobin	175013-18-0	Dissolved	sub	1798	134	419	1245	2.9E+00	2.9E+00	2.9E+00	2.9E+00	1.5E-01	a	1.9E+01	-	High	A1
Pesticide	Pyraclostrobin	175013-18-0	Total	det	7	-	3	4	1.6E-01	-	1.8E-01	5.1E-02	1.5E-01	a	1.0E+00	2.7E-01	Low	
Pesticide	Pyraclostrobin	175013-18-0	Total	sub	63	-	3	54	3.9E-03	-	1.8E-01	3.4E-03	1.5E-01	a	2.6E-02	-	Out	D1
Pesticide	Pyrimidinol	55949-38-7	Dissolved	det	29	-	6	23	4.7E-02	-	2.6E-02	5.3E-02	-	-	-	-	Out	
Pesticide	Pyrimidinol	55949-38-7	Dissolved	sub	862	-	183	679	2.0E+01	-	2.0E+01	2.0E+01	-	-	-	-	Out	D2

Class	Compound	CAS #	Matrix	det or sub	N	N (2005 - 2010)	N (2011 - 2015)	N (2016 - 2021)	90 th percentile	90 th percentile (2005-2010)	90 th percentile (2011-2015)	90 th percentile (2015-2021)	MTL	Tox Source	MTQ	trend	Prelim. Monit. Priority	Mon Prior Basis
Pesticide	Pyriproxyfen	95737-68-1	Dissolved	det	1	-	-	1	6.4E-03	-	-	6.4E-03	1.5E-03	a	4.3E+00	-	Low	
Pesticide	Pyriproxyfen	95737-68-1	Dissolved	sub	1096	-	183	913	5.2E+00	-	3.0E+00	5.2E+00	1.5E-03	a	3.5E+03	-	High	A1
Pharmaceutical	ranitidine	66357-35-5	Dissolved	det	-	-	-	-	-	-	-	-	3.7E+01	n	-	-	Out	
Pharmaceutical	ranitidine	66357-35-5	Dissolved	sub	271	-	41	230	2.0E+02	-	1.0E+01	2.0E+02	3.7E+01	n	5.4E+00	-	High	A2
Pesticide	Resmethrin	10453-86-8	Dissolved	det	-	-	-	-	-	-	-	-	1.4E-02	a	-	-	Out	
Pesticide	Resmethrin	10453-86-8	Dissolved	sub	907	185	199	523	1.0E+00	5.7E+00	5.7E+00	1.0E+00	1.4E-02	a	7.1E+01	-	High	A1
Pesticide	Resmethrin	10453-86-8	Total	det	21	20	1	-	5.0E-03	5.0E-03	5.9E-03	-	1.4E-02	a	3.6E-01	-	Low	
Pesticide	Resmethrin	10453-86-8	Total	sub	440	101	191	148	5.0E-03	5.0E-03	5.0E-03	5.0E-03	1.4E-02	a	3.6E-01	-	Out	D1
Pharmaceutical	roxithromycin	80214-83-1	Dissolved	det	-	-	-	-	-	-	-	-	8.3E+00	n	-	-	Out	
Pharmaceutical	roxithromycin	80214-83-1	Dissolved	sub	4	-	4	-	5.0E-03	-	5.0E-03	-	8.3E+00	n	6.0E-04	-	Out	D2
Pharmaceutical	roxithromycin	80214-83-1	Total	det	-	-	-	-	-	-	-	-	8.3E+00	n	-	-	Out	
Pharmaceutical	roxithromycin	80214-83-1	Total	sub	43	8	35	-	5.0E-02	5.0E-02	5.0E-02	-	8.3E+00	n	6.0E-03	-	Out	D2
Pesticide	RPA 200766	205650-69-7	Dissolved	det	1	-	-	1	1.5E-02	-	-	1.5E-02	3.5E+00	n	4.3E-03	-	Out	
Pesticide	RPA 200766	205650-69-7	Dissolved	sub	29	-	13	16	1.6E-03	-	1.6E-03	1.6E-03	3.5E+00	n	4.6E-04	-	Out	D1
Pesticide	RPA 200766	205650-69-7	Total	det	-	-	-	-	-	-	-	-	3.5E+00	n	-	-	Out	
Pesticide	RPA 200766	205650-69-7	Total	sub	2	-	2	-	1.6E-03	-	1.6E-03	-	3.5E+00	n	4.6E-04	-	Out	D2
Personal Care Product	Salicylic acid	69-72-7	Dissolved	det	-	-	-	-	-	-	-	-	3.2E-01	c	-	-	Out	
Personal Care Product	Salicylic acid	69-72-7	Dissolved	sub	-	-	-	-	-	-	-	-	3.2E-01	c	-	-	Out	D2
Pharmaceutical	sarafloxacin	98105-99-8	Dissolved	det	-	-	-	-	-	-	-	-	7.4E+01	n	-	-	Out	
Pharmaceutical	sarafloxacin	98105-99-8	Dissolved	sub	4	-	4	-	5.0E-03	-	5.0E-03	-	7.4E+01	n	6.8E-05	-	Out	D2
HABs	Saxitoxin	35523-89-8	Total	det	20	-	-	20	1.6E+00	-	-	1.6E+00	1.9E+02	n	8.6E-03	-	Out	
HABs	Saxitoxin	35523-89-8	Total	sub	250	-	40	210	1.7E-02	-	1.5E-02	1.7E-02	1.9E+02	n	8.8E-05	-	Out	D1
Pharmaceutical	sertraline	79617-96-2	Dissolved	det	-	-	-	-	-	-	-	-	9.0E+00	c	-	-	Out	
Pharmaceutical	sertraline	79617-96-2	Dissolved	sub	481	-	132	349	1.0E+01	-	1.0E+01	1.0E+01	9.0E+00	c	1.1E+00	-	Low	C1
Pesticide	Simazine	122-34-9	Dissolved	det	1019	365	340	314	8.3E-02	9.1E-02	7.3E-02	9.6E-02	6.0E+00	a	1.4E-02	1.3E+00	Out	
Pesticide	Simazine	122-34-9	Dissolved	sub	2698	584	731	1383	5.0E+00	5.6E-02	4.1E-02	5.0E+00	6.0E+00	a	8.3E-01	-	High	A3
Pesticide	Simazine	122-34-9	Total	det	501	391	75	35	1.1E+00	9.9E-01	9.6E-01	2.3E+00	6.0E+00	a	1.8E-01	2.4E+00	Moderate	
Pesticide	Simazine	122-34-9	Total	sub	4056	1983	1427	646	8.0E-02	8.0E-02	8.0E-02	8.0E-02	6.0E+00	a	1.3E-02	-	Out	D1
Pharmaceutical	simvastatin	79902-63-9	Dissolved	det	-	-	-	-	-	-	-	-	2.7E+01	c	-	-	Out	
Pharmaceutical	simvastatin	79902-63-9	Dissolved	sub	246	-	127	119	1.0E+01	-	1.0E+01	1.0E+01	2.7E+01	c	3.7E-01	-	Out	D1
Pharmaceutical	sitosterol, beta-	83-46-5	Dissolved	det	-	-	-	-	-	-	-	-	1.0E-01	c	-	-	Out	
Pharmaceutical	sitosterol, beta-	83-46-5	Dissolved	sub	10	10	-	-	2.0E+00	2.0E+00	-	-	1.0E-01	c	2.0E+01	-	High	A1
Pharmaceutical	sitosterol, beta-	83-46-5	Total	det	3	-	3	-	8.2E+00	-	8.2E+00	-	1.0E-01	c	8.2E+01	-	High	
Pharmaceutical	sitosterol, beta-	83-46-5	Total	sub	8	1	4	3	6.1E+00	1.0E+03	7.8E+00	4.8E+00	1.0E-01	c	6.1E+01	-	High	A1
Pharmaceutical	Sotalol	3930-20-9	Dissolved	det	-	-	-	-	-	-	-	-	6.5E+01	n	-	-	Out	
Pharmaceutical	Sotalol	3930-20-9	Dissolved	sub	273	-	154	119	1.0E+01	-	1.0E+01	1.0E+01	6.5E+01	n	1.5E-01	-	Out	D1
Pharmaceutical	sulfachloropyridazine	80-32-0	Dissolved	det	-	-	-	-	-	-	-	-	5.4E+04	c	-	-	Out	
Pharmaceutical	sulfachloropyridazine	80-32-0	Dissolved	sub	4	-	4	-	5.0E-03	-	5.0E-03	-	5.4E+04	c	9.3E-08	-	Out	D2
Pharmaceutical	sulfachloropyridazine	80-32-0	Total	det	3	1	2	-	1.9E-02	1.6E-02	2.0E-02	-	5.4E+04	c	3.6E-07	-	Out	
Pharmaceutical	sulfachloropyridazine	80-32-0	Total	sub	43	8	35	-	5.0E-03	8.3E-03	5.0E-03	-	5.4E+04	c	9.3E-08	-	Out	D2
Pharmaceutical	sulfadiazine	68-35-9	Dissolved	det	1	-	1	-	9.0E-03	-	9.0E-03	-	2.5E+02	c	3.7E-05	-	Out	
Pharmaceutical	sulfadiazine	68-35-9	Dissolved	sub	4	-	4	-	7.8E-03	-	7.8E-03	-	2.5E+02	c	3.2E-05	-	Out	D2
Pharmaceutical	sulfadimethoxine	122-11-2	Dissolved	det	-	-	-	-	-	-	-	-	4.4E+01	c	-	-	Out	
Pharmaceutical	sulfadimethoxine	122-11-2	Dissolved	sub	234	-	4	-	5.0E-03	-	5.0E-03	-	4.4E+01	c	1.1E-04	-	Out	D1
Pharmaceutical	sulfadimethoxine	122-11-2	Total	det	-	-	-	-	-	-	-	-	4.4E+01	c	-	-	Out	
Pharmaceutical	sulfadimethoxine	122-11-2	Total	sub	43	8	35	-	2.0E-03	2.0E-03	2.0E-03	-	4.4E+01	c	4.5E-05	-	Out	D2
Pharmaceutical	sulfamerazine	127-79-7	Total	det	-	-	-	-	-	-	-	-	1.0E+04	c	-	-	Out	
Pharmaceutical	sulfamerazine	127-79-7	Total	sub	43	8	35	-	5.0E-03	5.0E-03	5.0E-03	-	1.0E+04	c	5.0E-07	-	Out	D2
Pharmaceutical	sulfamethazine	57-68-1	Dissolved	det	-	-	-	-	-	-	-	-	1.0E+03	c	-	-	Out	
Pharmaceutical	sulfamethazine	57-68-1	Dissolved	sub	277	-	158	119	1.0E+01	-	1.0E+01	1.0E+01	1.0E+03	c	1.0E-02	-	Out	D1
Pharmaceutical	sulfamethazine	57-68-1	Total	det	4	2	2	-	7.7E-02	9.0E-02	3.0E-02	-	1.0E+03	c	7.7E-05	-	Out	
Pharmaceutical	sulfamethazine	57-68-1	Total	sub	43	8	35	-	5.0E-03	5.0E-02	5.0E-03	-	1.0E+03	c	5.0E-06	-	Out	D2
Pharmaceutical	sulfamethizole	144-82-1	Dissolved	det	-	-	-	-	-	-	-	-	1.5E+02	n	-	-	Out	
Pharmaceutical	sulfamethizole	144-82-1	Dissolved	sub	-	-	-	-	-	-	-	-	1.5E+02	n	-	-	Out	D2
Pharmaceutical	sulfamethizole	144-82-1	Total	det	-	-	-	-	-	-	-	-	1.5E+02	n	-	-	Out	
Pharmaceutical	sulfamethizole	144-82-1	Total	sub	43	8	35	-	5.0E-03	5.0E-03	5.0E-03	-	1.5E+02	n	3.3E-05	-	Out	D2
Pharmaceutical	sulfamethoxazole	723-46-6	Dissolved	det	10	-	2	8	6.8E-02	-	1.1E-01	1.5E-02	1.3E-01	c	5.2E-01	1.4E-01	Out	
Pharmaceutical	sulfamethoxazole	723-46-6	Dissolved	sub	511	1	158	352	1.0E+01	9.1E-02	1.0E+01	1.0E+01	1.3E-01	c	7.6E+01	-	High	A1
Pharmaceutical	sulfamethoxazole	723-46-6	Total	det	14	2	12	-	7.0E-01	8.8E-01	3.8E-01	-	1.3E-01	c	5.3E+00	-	Low	
Pharmaceutical	sulfamethoxazole	723-46-6	Total	sub	43	8	35	-	3.5E-01	7.7E-01	2.3E-01	-	1.3E-01	c	2.6E+00	-	Low	C2
Pharmaceutical	sulfathiazole	72-14-0	Dissolved	det	-	-	-	-	-	-	-	-	1.1E+04	c	-	-	Out	
Pharmaceutical	sulfathiazole	72-14-0	Dissolved	sub	4	-	4	-	5.0E-03	-	5.0E-03	-	1.1E+04	c	4.5E-07	-	Out	D2
Pharmaceutical	sulfathiazole	72-14-0	Total	det	6	-	6	-	1.0E-01	-	1.0E-01	-	1.1E+04	c	9.3E-06	-	Out	
Pharmaceutical	sulfathiazole	72-14-0	Total	sub	43	8	35	-	1.2E-02	1.0E-02	1.6E-02	-	1.1E+04	c	1.1E-06	-	Out	D2
Pesticide	Sulfentrazone	122836-35-5	Dissolved	det	59	-	9	50	5.1E-02	-	1.3E-01	4.7E-02	2.9E+01	a	1.8E-03	3.6E-01	Out	
Pesticide	Sulfentrazone	122836-35-5	Dissolved	sub	905	-	183	722	1.1E+01	-	1.1E+01	5.0E+01	2.9E+01	a	3.8E-01	-	High	A3

Class	Compound	CAS #	Matrix	det or sub	N	N (2005 - 2010)	N (2011 - 2015)	N (2016 - 2021)	90 th percentile	90 th percentile (2005-2010)	90 th percentile (2011-2015)	90 th percentile (2015-2021)	MTL	Tox Source	MTQ	trend	Prelim. Monit. Priority	Mon Prior Basis
Pesticide	sulfometuron-methyl	74222-97-2	Dissolved	det	193	16	64	113	4.3E-02	8.9E-02	4.0E-02	3.3E-02	4.5E-01	a	9.7E-02	8.3E-01	Out	
Pesticide	sulfometuron-methyl	74222-97-2	Dissolved	sub	1261	76	344	841	5.0E+00	6.0E-02	4.0E+00	5.0E+01	4.5E-01	a	1.1E+01	-	High	A1
Pharmaceutical	Tamoxifen	10540-29-1	Dissolved	det	-	-	-	-	-	-	-	-	4.1E-02	n	-	-	Out	
Pharmaceutical	Tamoxifen	10540-29-1	Dissolved	sub	158	-	-	158	2.7E+02	-	-	2.7E+02	4.1E-02	n	6.6E+03	-	High	A1
Pesticide	Tebuconazole	107534-96-3	Dissolved	det	113	1	17	95	3.5E-02	2.9E-02	1.2E-01	3.3E-02	1.1E+00	a	3.2E-02	2.9E-01	Out	
Pesticide	Tebuconazole	107534-96-3	Dissolved	sub	2075	176	535	1364	3.7E+00	1.0E+01	5.0E+00	3.7E+00	1.1E+00	a	3.4E+00	-	Low	C1
Pesticide	tebuthiuron	34014-18-1	Dissolved	det	243	22	61	160	1.1E-02	7.8E-02	6.5E-03	7.7E-03	5.0E+01	a	2.2E-04	1.2E+00	Out	
Pesticide	tebuthiuron	34014-18-1	Dissolved	sub	1717	416	458	843	2.8E-02	1.6E-02	3.0E+00	1.0E+01	5.0E+01	a	5.6E-04	-	Moderate	B2
Pesticide	tebuthiuron	34014-18-1	Total	det	123	111	12	-	2.0E-01	2.0E-01	2.0E-01	-	5.0E+01	a	4.0E-03	-	Out	
Pesticide	tebuthiuron	34014-18-1	Total	sub	212	189	23	-	2.0E-01	2.0E-01	2.0E-01	-	5.0E+01	a	4.0E-03	-	Out	D2
Pesticide	temephos	3383-96-8	Dissolved	det	-	-	-	-	-	-	-	-	5.0E-02	a	-	-	Out	
Pesticide	temephos	3383-96-8	Dissolved	sub	6	6	-	-	2.6E-01	2.6E-01	-	-	5.0E-02	a	5.3E+00	-	Low	C2
Pesticide	temephos	3383-96-8	Total	det	-	-	-	-	-	-	-	-	5.0E-02	a	-	-	Out	
Pesticide	temephos	3383-96-8	Total	sub	6	-	6	-	1.0E-03	-	1.0E-03	-	5.0E-02	a	2.0E-02	-	Out	D2
Personal Care Product	terpineol, alpha-	98-55-5	Total	det	-	-	-	-	-	-	-	-	5.9E+01	c	-	-	Out	
Personal Care Product	terpineol, alpha-	98-55-5	Total	sub	4	-	4	-	6.0E+00	-	6.0E+00	-	5.9E+01	c	1.0E-01	-	Low	C4
Pharmaceutical	Testosterone	58-22-0	Dissolved	det	-	-	-	-	-	-	-	-	6.8E-04	c	-	-	Out	
Pharmaceutical	Testosterone	58-22-0	Dissolved	sub	22	-	22	-	1.0E+01	-	1.0E+01	-	6.8E-04	c	1.5E+04	-	High	A1
Pharmaceutical	Testosterone	58-22-0	Total	det	1	-	1	-	8.7E-04	-	8.7E-04	-	6.8E-04	c	1.3E+00	-	Low	
Pharmaceutical	Testosterone	58-22-0	Total	sub	20	-	20	-	1.6E+00	-	1.6E+00	-	6.8E-04	c	2.4E+03	-	High	A1
Pharmaceutical	Tetracycline	60-54-8	Dissolved	det	-	-	-	-	-	-	-	-	5.0E-03	c	-	-	Out	
Pharmaceutical	Tetracycline	60-54-8	Dissolved	sub	4	-	4	-	1.0E-02	-	1.0E-02	-	5.0E-03	c	2.0E+00	-	Low	C2
Pharmaceutical	Tetracycline	60-54-8	Total	det	-	-	-	-	-	-	-	-	5.0E-03	c	-	-	Out	
Pharmaceutical	Tetracycline	60-54-8	Total	sub	43	8	35	-	1.0E-02	1.0E-02	1.0E-02	-	5.0E-03	c	2.0E+00	-	Low	C2
Pesticide	Tetramethrin	7696-12-0	Dissolved	det	-	-	-	-	-	-	-	-	1.9E-02	a	-	-	Out	
Pesticide	Tetramethrin	7696-12-0	Dissolved	sub	922	185	199	538	5.0E-01	2.9E+00	2.9E+00	5.0E-01	1.9E-02	a	2.7E+01	-	High	A1
Pesticide	Tetramethrin	7696-12-0	Total	det	97	13	84	-	5.0E-04	1.5E-03	2.0E-04	-	1.9E-02	a	2.7E-02	-	Out	
Pesticide	Tetramethrin	7696-12-0	Total	sub	202	13	85	104	2.0E-04	1.5E-03	2.0E-04	2.0E-04	1.9E-02	a	1.1E-02	-	Out	D1
Pharmaceutical	Theobromine	83-67-0	Dissolved	det	-	-	-	-	-	-	-	-	1.5E+03	n	-	-	Out	
Pharmaceutical	Theobromine	83-67-0	Dissolved	sub	16	-	16	-	1.0E+01	-	1.0E+01	-	1.5E+03	n	6.5E-03	-	Out	D2
Pharmaceutical	theophylline	58-55-9	Dissolved	det	-	-	-	-	-	-	-	-	1.0E+04	c	-	-	Out	
Pharmaceutical	theophylline	58-55-9	Dissolved	sub	247	-	17	230	2.0E+02	-	1.0E+01	2.0E+02	1.0E+04	c	2.0E-02	-	Moderate	B2
Pharmaceutical	thiabendazole	148-79-8	Dissolved	det	47	-	9	38	1.3E-02	-	2.0E-02	8.2E-03	4.2E+01	a	3.2E-04	4.2E-01	Out	
Pharmaceutical	thiabendazole	148-79-8	Dissolved	sub	1131	1	260	870	3.6E+00	6.0E-02	1.0E+01	3.6E+00	4.2E+01	a	8.6E-02	-	Out	D1
Personal Care Product	tonalide	21145-77-7	Dissolved	det	-	-	-	-	-	-	-	-	7.2E-02	c	-	-	Out	
Personal Care Product	tonalide	21145-77-7	Dissolved	sub	14	13	-	1	5.0E-01	5.0E-01	-	2.8E-02	7.2E-02	c	6.9E+00	-	Low	C1
Personal Care Product	tonalide	21145-77-7	Total	det	-	-	-	-	-	-	-	-	7.2E-02	c	-	-	Out	
Personal Care Product	tonalide	21145-77-7	Total	sub	41	1	37	3	5.0E+01	8.9E+01	5.0E+01	4.0E-02	7.2E-02	c	6.9E+02	-	High	A1
Pesticide	Triadimefon	43121-43-3	Dissolved	det	3	-	2	1	1.3E+00	-	1.4E+00	3.8E-02	5.2E+00	a	2.5E-01	2.7E-02	Out	
Pesticide	Triadimefon	43121-43-3	Dissolved	sub	802	80	199	523	8.9E+00	8.9E+00	8.9E+00	8.9E+00	5.2E+00	a	1.7E+00	-	Low	C1
Pharmaceutical	triamterene	396-01-0	Dissolved	det	-	-	-	-	-	-	-	-	1.0E-01	n	-	-	Out	
Pharmaceutical	triamterene	396-01-0	Dissolved	sub	503	-	154	349	1.0E+01	-	1.0E+01	1.0E+01	1.0E-01	n	1.0E+02	-	High	A1
Pesticide	Trichlorfon	52-68-6	Total	det	4	-	4	-	2.5E-01	-	2.5E-01	-	5.7E-04	a	4.4E+02	-	High	
Pesticide	Trichlorfon	52-68-6	Total	sub	593	532	61	-	3.0E-02	3.0E-02	3.0E-02	-	5.7E-04	a	5.3E+01	-	High	A1
Personal Care Product	triclocarban	101-20-2	Dissolved	det	-	-	-	-	-	-	-	-	5.6E-03	c	-	-	Out	
Personal Care Product	triclocarban	101-20-2	Dissolved	sub	271	-	152	119	1.0E+01	-	1.0E+01	1.0E+01	5.6E-03	c	1.8E+03	-	High	A1
Personal Care Product	triclosan	3380-34-5	Dissolved	det	1	1	-	-	8.0E-02	8.0E-02	-	-	4.5E-03	c	1.8E+01	-	High	
Personal Care Product	triclosan	3380-34-5	Dissolved	sub	289	13	153	123	1.0E+01	2.0E-01	1.0E+01	1.0E+01	4.5E-03	c	2.2E+03	-	High	A1
Personal Care Product	triclosan	3380-34-5	Total	det	8	1	7	-	1.2E-01	3.7E-02	1.4E-01	-	4.5E-03	c	2.7E+01	-	High	
Personal Care Product	triclosan	3380-34-5	Total	sub	83	9	70	4	2.0E-02	2.3E-02	1.7E-01	3.2E-01	4.5E-03	c	4.4E+00	-	Moderate	B1
Pharmaceutical	triethyl citrate	77-93-0	Dissolved	det	1	1	-	-	2.0E-02	2.0E-02	-	-	4.0E+03	c	5.0E-06	-	Out	
Pharmaceutical	triethyl citrate	77-93-0	Dissolved	sub	14	13	-	1	4.0E-01	4.0E-01	-	1.6E-01	4.0E+03	c	1.0E-04	-	Out	D1
Pharmaceutical	triethyl citrate	77-93-0	Total	det	2	-	1	1	2.8E-02	-	3.0E-02	1.0E-02	4.0E+03	c	7.0E-06	3.3E-01	Out	
Pharmaceutical	triethyl citrate	77-93-0	Total	sub	39	-	36	3	5.0E+01	-	5.0E+01	4.0E-02	4.0E+03	c	1.3E-02	-	Out	D1
Pesticide	Trifloxystrobin	141517-21-7	Dissolved	det	41	-	4	37	2.5E-02	-	4.8E-02	1.5E-02	2.8E-01	a	8.9E-02	3.2E-01	Out	
Pesticide	Trifloxystrobin	141517-21-7	Dissolved	sub	1816	176	395	1245	4.7E+00	3.9E+00	2.0E+00	4.7E+00	2.8E-01	a	1.7E+01	-	High	A1
Pesticide	Trifloxystrobin	141517-21-7	Total	det	-	-	-	-	-	-	-	-	2.8E-01	a	-	-	Out	

Class	Compound	CAS #	Matrix	det or sub	N	N (2005 - 2010)	N (2011 - 2015)	N (2016 - 2021)	90 th percentile	90 th percentile (2005-2010)	90 th percentile (2011-2015)	90 th percentile (2015-2021)	MTL	Tox Source	MTQ	trend	Prelim. Monit. Priority	Mon Prior Basis
Pesticide	Trifloxystrobin	141517-21-7	Total	sub	10	1	-	-	5.0E-02	5.0E-02	-	-	2.8E-01	a	1.8E-01	-	Low	C4
Pesticide	trifluralin	1582-09-8	Dissolved	det	111	90	20	1	9.0E-02	9.1E-02	2.6E-02	3.6E-02	1.9E+00	a	4.7E-02	1.4E+00	Out	
Pesticide	trifluralin	1582-09-8	Dissolved	sub	1475	584	351	540	2.1E+00	1.0E-02	2.1E+00	2.1E+00	1.9E+00	a	1.1E+00	-	Low	C1
Pesticide	trifluralin	1582-09-8	Total	det	243	219	20	4	1.0E-01	1.0E-01	4.1E-02	9.5E-02	1.9E+00	a	5.3E-02	2.3E+00	Low	
Pesticide	trifluralin	1582-09-8	Total	sub	2568	742	1187	639	3.6E-02	3.6E-02	3.6E-02	3.6E-02	1.9E+00	a	1.9E-02	-	Out	D1
Pharmaceutical	trimethoprim	738-70-5	Dissolved	det	3	-	1	2	1.7E-02	-	1.9E-02	8.3E-03	1.6E+01	c	1.1E-03	4.4E-01	Out	
Pharmaceutical	trimethoprim	738-70-5	Dissolved	sub	510	1	157	352	1.0E+01	3.4E-02	1.0E+01	1.0E+01	1.6E+01	c	6.4E-01	-	Out	D1
Pharmaceutical	trimethoprim	738-70-5	Total	det	12	2	10	-	8.5E-02	7.9E-02	7.7E-02	-	1.6E+01	c	5.4E-03	-	Out	
Pharmaceutical	trimethoprim	738-70-5	Total	sub	43	8	35	-	3.1E-02	3.8E-02	3.0E-02	-	1.6E+01	c	2.0E-03	-	Out	D2
OPEs	Tri-n-butyl phosphate	126-73-8	Dissolved	det	6	6	-	-	5.0E-02	5.0E-02	-	-	3.7E+01	c	1.4E-03	-	Out	
OPEs	Tri-n-butyl phosphate	126-73-8	Dissolved	sub	14	13	-	1	2.0E-01	2.0E-01	-	-	1.6E-01	c	5.4E-03	-	Out	D1
OPEs	Tri-n-butyl phosphate	126-73-8	Total	det	197	181	15	1	8.4E-02	8.4E-02	8.4E-02	2.4E-02	3.7E+01	c	2.3E-03	2.9E-01	Out	
OPEs	Tri-n-butyl phosphate	126-73-8	Total	sub	236	182	50	4	8.4E-02	8.4E-02	5.0E+01	6.4E-02	3.7E+01	c	2.3E-03	-	Out	D1
OPEs	Triphenyl phosphate	115-86-6	Dissolved	det	8	8	-	-	3.0E-02	3.0E-02	-	-	1.3E-02	c	2.2E+00	-	Low	
OPEs	Triphenyl phosphate	115-86-6	Dissolved	sub	14	13	-	1	1.4E-01	1.6E-01	-	1.2E-01	1.3E-02	c	1.0E+01	-	High	A1
OPEs	Triphenyl phosphate	115-86-6	Total	det	4	-	4	-	3.7E-02	-	3.7E-02	-	1.3E-02	c	2.8E+00	-	Low	
OPEs	Triphenyl phosphate	115-86-6	Total	sub	36	1	31	4	5.0E+01	8.9E+01	5.0E+01	8.0E-02	1.3E-02	c	3.7E+03	-	High	A1
OPEs	Tris(1,3-dichloro-2-propyl) phosphate	13674-87-8	Dissolved	det	9	5	-	4	2.7E-01	3.8E-01	-	2.4E-02	4.0E-01	c	6.9E-01	6.2E-02	Out	
OPEs	Tris(1,3-dichloro-2-propyl) phosphate	13674-87-8	Dissolved	sub	17	13	-	4	1.9E-01	2.1E-01	-	2.4E-02	4.0E-01	c	4.8E-01	-	Out	D1
OPEs	Tris(1,3-dichloro-2-propyl) phosphate	13674-87-8	Total	det	3	-	2	1	2.1E-01	-	2.2E-01	7.0E-02	4.0E-01	c	5.2E-01	3.2E-01	Out	
OPEs	Tris(1,3-dichloro-2-propyl) phosphate	13674-87-8	Total	sub	26	1	21	4	5.0E+01	1.8E+02	5.0E+01	3.2E-01	4.0E-01	c	1.3E+02	-	High	A1
OPEs	Tris(2-butoxyethyl) phosphate	78-51-3	Dissolved	det	3	3	-	-	5.6E-01	5.6E-01	-	-	2.5E+00	c	2.2E-01	-	Low	
OPEs	Tris(2-butoxyethyl) phosphate	78-51-3	Dissolved	sub	12	11	-	1	6.5E-01	5.0E-01	-	-	8.0E-01	c	2.6E-01	-	Moderate	B3
OPEs	Tris(2-butoxyethyl) phosphate	78-51-3	Total	det	3	-	3	-	7.4E-01	-	7.4E-01	-	2.5E+00	c	3.0E-01	-	Low	
OPEs	Tris(2-butoxyethyl) phosphate	78-51-3	Total	sub	24	1	19	4	5.0E+01	2.7E+02	5.0E+01	6.4E-01	2.5E+00	c	2.0E+01	-	High	A1
OPEs	Tris(2-chloroethyl) phosphate	115-96-8	Dissolved	det	9	6	-	3	3.6E-01	3.7E-01	-	1.6E-02	2.9E+00	c	1.3E-01	4.4E-02	Out	
OPEs	Tris(2-chloroethyl) phosphate	115-96-8	Dissolved	sub	17	13	-	4	2.3E-01	3.2E-01	-	7.6E-02	2.9E+00	c	8.0E-02	-	Out	D1
OPEs	Tris(2-chloroethyl) phosphate	115-96-8	Total	det	4	-	3	1	1.8E-01	-	2.0E-01	4.0E-02	2.9E+00	c	6.5E-02	2.0E-01	Out	
OPEs	Tris(2-chloroethyl) phosphate	115-96-8	Total	sub	42	1	37	4	5.0E+01	1.8E+02	5.0E+01	1.6E-01	2.9E+00	c	1.8E+01	-	High	A1
OPEs	tris(2-chloroisopropyl) phosphate	13674-84-5	Dissolved	det	3	-	-	3	5.0E-02	-	-	5.0E-02	2.4E+03	c	2.1E-05	-	Out	
OPEs	tris(2-chloroisopropyl) phosphate	13674-84-5	Dissolved	sub	3	-	-	3	5.0E-02	-	-	5.0E-02	2.4E+03	c	2.1E-05	-	Out	D2
Pharmaceutical	tylosin	1401-69-0	Dissolved	det	-	-	-	-	-	-	-	-	2.8E+01	n	-	-	Out	
Pharmaceutical	tylosin	1401-69-0	Dissolved	sub	277	-	158	119	2.5E+01	-	2.5E+01	2.5E+01	2.8E+01	n	9.0E-01	-	Out	D1
Pharmaceutical	tylosin	1401-69-0	Total	det	-	-	-	-	-	-	-	-	2.8E+01	n	-	-	Out	
Pharmaceutical	tylosin	1401-69-0	Total	sub	43	8	35	-	5.0E-02	5.0E-02	5.0E-02	-	2.8E+01	n	1.8E-03	-	Out	D2
Pharmaceutical	valsartan	137862-53-4	Dissolved	det	-	-	-	-	-	-	-	-	8.0E-01	n	-	-	Out	
Pharmaceutical	valsartan	137862-53-4	Dissolved	sub	251	-	132	119	1.0E+01	-	1.0E+01	1.0E+01	8.0E-01	n	1.3E+01	-	High	A1
Pharmaceutical	Venlafaxine	93413-69-5	Dissolved	det	4	-	-	4	1.6E-02	-	-	1.6E-02	3.8E+00	n	4.2E-03	-	Out	
Pharmaceutical	Venlafaxine	93413-69-5	Dissolved	sub	503	-	154	349	1.0E+01	-	1.0E+01	1.0E+01	3.8E+00	n	2.6E+00	-	Low	C1
Pharmaceutical	verapamil	52-53-9	Dissolved	det	-	-	-	-	-	-	-	-	2.6E-01	c	-	-	Out	
Pharmaceutical	verapamil	52-53-9	Dissolved	sub	503	-	154	349	1.0E+01	-	1.0E+01	2.0E+02	2.6E-01	c	3.8E+01	-	High	A1
Pesticide	VINCLOZOLIN	50471-44-8	Dissolved	det	-	-	-	-	-	-	-	-	6.0E+00	a	-	-	Out	
Pesticide	VINCLOZOLIN	50471-44-8	Dissolved	sub	54	54	-	-	5.0E+00	5.0E+00	-	-	6.0E+00	a	8.3E-01	-	Low	C4
Pharmaceutical	virginiamycin	11006-76-1	Dissolved	det	-	-	-	-	-	-	-	-	-	-	-	-	Out	
Pharmaceutical	virginiamycin	11006-76-1	Dissolved	sub	4	-	4	-	5.0E-03	-	5.0E-03	-	-	-	-	-	Out	D2
Pharmaceutical	warfarin	81-81-2	Dissolved	det	-	-	-	-	-	-	-	-	3.1E+00	c	-	-	Out	
Pharmaceutical	warfarin	81-81-2	Dissolved	sub	504	1	154	349	1.0E+01	8.0E-02	1.0E+01	2.0E+01	3.1E+00	c	3.2E+00	-	Moderate	B1

Table H.2. Estuarine data, for both detected concentrations (det) and substituted (sub) with method detection limits (MDLs), from State Water Board Constituents of Emerging Concern (CEC) Dataset for preliminary prioritization. N = number of entries for compound in dataset, including number (N) of data overall and for 2005-2010, 2011-2016, and 2016-2021, the 90th percentile of concentrations for these periods, the concentrations for the Monitoring Trigger Level (MTL) and Monitoring Trigger Quotient (MTQ). Temporal trend ratio (trend), preliminary monitoring priority (Prelim. Monit. Priority), and monitoring priority basis (Mon Prior Basis) as noted in Chapter 5.2. All concentrations are in micrograms per liter (ug/L). Toxicity databases used (Tox source): a = Aquatic Benchmark, b = Boillet (2008) in Verlicchi P, AI Aukidy M, Zambello E (2012). Occurrence of pharmaceutical compounds in urban wastewater: removal, mass load and environmental risk after a secondary treatment – a review. Science of the Total Environment 429:123-155. c = CompTox, n = Norman, nl = Norman Lowest PNEC.

Class	Compound	CAS #	Matrix	det or sub	N	N (2005 - 2010)	N (2011 - 2015)	N (2016 - 2021)	90 th percentile	90 th percentile (2005-2010)	90 th percentile (2011-2015)	90 th percentile (2015-2021)	MTL	Tox Source	MTQ	trend	Prelim. Monit. Priority	Mon Prior Basis
AP/APEs	2-(4-nonylphenoxy)ethanol	104-35-8	Dissolved	det	-	-	-	-	-	-	-	-	4.5E+01	n	-	-	-	-
AP/APEs	2-(4-nonylphenoxy)ethanol	104-35-8	Dissolved	sub	13	-	-	-	8.0E-01	-	-	-	4.5E+01	n	1.8E-02	-	Out	D2
AP/APEs	2-(4-nonylphenoxy)ethanol	104-35-8	Total	det	-	-	-	-	-	-	-	-	4.5E+01	n	-	-	-	-
AP/APEs	2-(4-nonylphenoxy)ethanol	104-35-8	Total	sub	16	7	-	-	1.6E+00	1.6E-02	-	-	4.5E+01	n	3.6E-02	9.9E+01	Moderate	B2
Pesticide	2,4-dichlorophenoxyacetic acid	94-75-7	Dissolved	det	2	-	-	2	3.5E-02	-	-	3.5E-02	3.0E+01	a	1.2E-03	-	Out	D2
Pesticide	2,4-dichlorophenoxyacetic acid	94-75-7	Dissolved	sub	2	-	-	-	3.5E-02	-	-	-	3.0E+01	a	1.2E-03	-	Out	D2
Pesticide	2,4-dichlorophenoxyacetic acid	94-75-7	Total	det	-	-	-	-	-	-	-	-	3.0E+01	a	-	-	-	-
Pesticide	2,4-dichlorophenoxyacetic acid	94-75-7	Total	sub	168	-	168	-	4.5E-01	-	4.5E-01	-	3.0E+01	a	1.5E-02	-	Out	D2
AP/APEs	2-[2-(4-nonylphenoxy)ethoxy]ethanol (mixture)	20427-84-3	Dissolved	det	-	-	-	-	-	-	-	-	3.7E+01	n	-	-	-	-
AP/APEs	2-[2-(4-nonylphenoxy)ethoxy]ethanol (mixture)	20427-84-3	Dissolved	sub	13	-	-	-	8.0E-01	-	-	-	3.7E+01	n	2.2E-02	-	Out	D2
AP/APEs	2-[2-(4-nonylphenoxy)ethoxy]ethanol (mixture)	20427-84-3	Total	det	-	-	-	-	-	-	-	-	3.7E+01	n	-	-	-	-
AP/APEs	2-[2-(4-nonylphenoxy)ethoxy]ethanol (mixture)	20427-84-3	Total	sub	16	7	-	-	1.6E+00	1.8E-02	-	-	3.7E+01	n	4.4E-02	8.8E+01	Moderate	B2
Pesticide	2-Aminobenzimidazole	934-32-7	Dissolved	det	4	-	-	4	1.2E-02	-	-	1.2E-02	2.3E+01	n	5.2E-04	-	Out	D2
Pesticide	2-Aminobenzimidazole	934-32-7	Dissolved	sub	6	-	-	-	1.1E+01	-	-	-	2.3E+01	n	4.8E-01	-	Low	C4
Pesticide	2-Chloro-N-(2-ethyl-6-methylphenyl)acetamide	32428-71-0	Dissolved	det	-	-	-	-	-	-	-	-	-	-	-	-	-	-
Pesticide	2-Chloro-N-(2-ethyl-6-methylphenyl)acetamide	32428-71-0	Dissolved	sub	-	-	-	-	-	-	-	-	-	-	-	-	-	-
Pesticide	3,4-Dichloroaniline	95-76-1	Dissolved	det	63	6	38	19	1.2E-02	4.1E-03	6.9E-03	1.6E-02	6.2E-03	c	1.9E+00	2.4E+00	Moderate	B1
Pesticide	3,4-Dichloroaniline	95-76-1	Dissolved	sub	174	90	63	-	8.3E+00	8.3E+00	6.8E-03	-	6.2E-03	c	1.3E+03	2.4E+00	High	A1
Pesticide	3,4-Dichloroaniline	95-76-1	Total	det	57	-	57	-	3.0E-03	-	3.0E-03	-	6.2E-03	c	4.9E-01	-	Low	C4
Pesticide	3,4-Dichloroaniline	95-76-1	Total	sub	79	-	79	-	3.0E-03	-	3.0E-03	-	6.2E-03	c	4.9E-01	-	Low	C4
Pesticide	3,5-Dichloroaniline	626-43-7	Dissolved	det	4	4	-	-	2.0E-02	2.0E-02	-	-	2.9E+01	c	6.9E-04	-	Out	D2
Pesticide	3,5-Dichloroaniline	626-43-7	Dissolved	sub	143	90	30	-	8.0E+00	8.0E+00	7.6E+00	-	2.9E+01	c	2.7E-01	1.0E-03	Out	D1
AP/APEs	4-n-Octylphenol	1806-26-4	Total	det	-	-	-	-	-	-	-	-	1.0E-05	c	-	-	-	-
AP/APEs	4-n-Octylphenol	1806-26-4	Total	sub	11	2	-	-	2.0E-02	2.0E-01	-	-	1.0E-05	c	2.0E+03	1.0E-01	High	A1
AP/APEs	4-nonylphenol	104-40-5	Total	det	3	3	-	-	6.7E-02	6.7E-02	-	-	1.0E-03	c	6.7E+01	-	High	A1
AP/APEs	4-nonylphenol	104-40-5	Total	sub	184	7	168	-	3.7E-01	5.5E-02	3.7E-01	-	1.0E-03	c	3.7E+02	4.3E+00	High	A1
AP/APEs	4-tert-Octylphenol	140-66-9	Dissolved	det	-	-	-	-	-	-	-	-	1.0E-02	c	-	-	-	-
AP/APEs	4-tert-Octylphenol	140-66-9	Dissolved	sub	13	-	-	-	2.0E-01	-	-	-	1.0E-02	c	2.0E+01	-	High	A1
AP/APEs	4-tert-Octylphenol	140-66-9	Total	det	-	-	-	-	-	-	-	-	1.0E-02	c	-	-	-	-
AP/APEs	4-tert-Octylphenol	140-66-9	Total	sub	11	2	-	-	4.0E-01	4.0E-01	-	-	1.0E-02	c	4.0E+01	1.0E+00	High	A1
PFAS	6:2 FTS	27619-97-2	Total	det	-	-	-	-	-	-	-	-	6.2E+01	n	-	-	-	-
PFAS	6:2 FTS	27619-97-2	Total	sub	6	6	-	-	2.0E-04	2.0E-04	-	-	6.2E+01	n	3.2E-06	-	Out	D2
Pesticide	6-Chloro-1,3,5-triazine-2,4-diamine	3397-62-4	Dissolved	det	-	-	-	-	-	-	-	-	1.0E+01	c	-	-	-	-
Pesticide	6-Chloro-1,3,5-triazine-2,4-diamine	3397-62-4	Dissolved	sub	6	-	-	-	2.5E+01	-	-	-	1.0E+01	c	2.5E+00	-	Low	C2
PFAS	8:2 FTS	39108-34-4	Total	det	-	-	-	-	-	-	-	-	2.5E+01	n	-	-	-	-
PFAS	8:2 FTS	39108-34-4	Total	sub	6	6	-	-	2.0E-04	2.0E-04	-	-	2.5E+01	n	7.9E-06	-	Out	D2
Pesticide	acephate	30560-19-1	Dissolved	det	4	-	-	4	6.6E-01	-	-	6.6E-01	1.5E+02	a	4.4E-03	-	Out	D2
Pesticide	acephate	30560-19-1	Dissolved	sub	6	-	-	-	1.5E+01	-	-	-	1.5E+02	a	9.9E-02	-	Out	D2
Pharmaceutical	acetaminophen	103-90-2	Dissolved	det	2	-	-	2	6.5E-02	-	-	6.5E-02	1.0E-02	c	6.5E+00	-	Low	C2
Pharmaceutical	acetaminophen	103-90-2	Dissolved	sub	17	-	-	-	3.9E-02	-	-	-	1.0E-02	c	3.9E+00	-	Low	C2
Pharmaceutical	acetaminophen	103-90-2	Total	det	-	-	-	-	-	-	-	-	1.0E-02	c	-	-	-	-
Pharmaceutical	acetaminophen	103-90-2	Total	sub	5	5	-	-	5.8E-02	5.8E-02	-	-	1.0E-02	c	5.8E+00	-	Low	C2
Pesticide	Acetamiprid	135410-20-7	Dissolved	det	-	-	-	-	-	-	-	-	2.1E+00	a	-	-	-	-
Pesticide	Acetamiprid	135410-20-7	Dissolved	sub	41	-	20	-	3.3E+00	-	3.6E+00	-	2.1E+00	a	1.6E+00	9.2E-04	Low	C1
Pesticide	Acetamiprid	135410-20-7	Total	det	9	-	-	9	1.4E+00	-	-	1.4E+00	2.1E+00	a	6.6E-01	-	Low	C4
Pesticide	Acetamiprid	135410-20-7	Total	sub	56	-	-	-	1.6E-02	-	-	-	2.1E+00	a	7.6E-03	-	Out	D2
Personal Care Product	Acetophenone	98-86-2	Dissolved	det	-	-	-	-	-	-	-	-	2.5E+04	c	-	-	-	-
Personal Care Product	Acetophenone	98-86-2	Dissolved	sub	13	-	-	-	2.0E-01	-	-	-	2.5E+04	c	8.1E-06	-	Out	D2

Class	Compound	CAS #	Matrix	det or sub	N	N (2005 - 2010)	N (2011 - 2015)	N (2016 - 2021)	90 th percentile	90 th percentile (2005-2010)	90 th percentile (2011-2015)	90 th percentile (2015-2021)	MTL	Tox Source	MTQ	trend	Prelim. Monit. Priority	Mon Prior Basis
Personal Care Product	Acetophenone	98-86-2	Total	det	-	-	-	-	-	-	-	-	2.5E+04	c	-	-	-	-
Personal Care Product	Acetophenone	98-86-2	Total	sub	14	5	-	-	4.0E-01	4.0E-01	-	-	2.5E+04	c	1.6E-05	1.0E+00	Out	D1
Pesticide	Acibenzolar-S-Methyl	135158-54-2	Dissolved	det	-	-	-	-	-	-	-	-	2.6E+00	a	-	-	-	-
Pesticide	Acibenzolar-S-Methyl	135158-54-2	Dissolved	sub	23	-	-	-	3.0E-03	-	-	-	2.6E+00	a	1.2E-03	-	Out	D2
Pharmaceutical	albuterol	18559-94-9	Dissolved	det	16	-	-	16	2.1E-02	-	-	2.1E-02	1.7E+03	n	1.2E-05	-	Out	D2
Pharmaceutical	albuterol	18559-94-9	Dissolved	sub	17	-	-	-	2.0E-02	-	-	-	1.7E+03	n	1.2E-05	-	Out	D2
Pharmaceutical	albuterol	18559-94-9	Total	det	1	1	-	-	1.0E-03	1.0E-03	-	-	1.7E+03	n	6.0E-07	-	Out	D2
Pharmaceutical	albuterol	18559-94-9	Total	sub	5	5	-	-	9.7E-04	9.7E-04	-	-	1.7E+03	n	5.6E-07	-	Out	D2
Pesticide	ALLETHRIN	584-79-2	Dissolved	det	-	-	-	-	-	-	-	-	1.1E-02	a	-	-	-	-
Pesticide	ALLETHRIN	584-79-2	Dissolved	sub	143	90	30	-	1.8E+01	1.8E+01	6.0E+00	-	1.1E-02	a	1.7E+03	1.7E-04	High	A1
Pesticide	ALLETHRIN	584-79-2	Total	det	1	-	1	-	6.0E-04	-	6.0E-04	-	1.1E-02	a	5.7E-02	-	Out	D2
Pesticide	ALLETHRIN	584-79-2	Total	sub	141	16	65	-	1.0E-04	1.5E-02	1.0E-04	-	1.1E-02	a	9.5E-03	5.0E-01	Out	D1
Pharmaceutical	alprazolam	28981-97-7	Dissolved	det	15	-	-	15	4.2E-03	-	-	4.2E-03	7.7E+00	n	5.5E-04	-	Out	D2
Pharmaceutical	alprazolam	28981-97-7	Dissolved	sub	17	-	-	-	4.2E-03	-	-	-	7.7E+00	n	5.4E-04	-	Out	D2
Pharmaceutical	alprazolam	28981-97-7	Total	det	-	-	-	-	-	-	-	-	7.7E+00	n	-	-	-	-
Pharmaceutical	alprazolam	28981-97-7	Total	sub	5	5	-	-	2.9E-04	2.9E-04	-	-	7.7E+00	n	3.8E-05	-	Out	D2
Pharmaceutical	amitriptyline	50-48-6	Dissolved	det	14	-	-	14	2.7E-02	-	-	2.7E-02	1.4E+01	n	2.0E-03	-	Out	D2
Pharmaceutical	amitriptyline	50-48-6	Dissolved	sub	17	-	-	-	2.7E-02	-	-	-	1.4E+01	n	2.0E-03	-	Out	D2
Pharmaceutical	amitriptyline	50-48-6	Total	det	2	2	-	-	6.0E-04	6.0E-04	-	-	1.4E+01	n	4.4E-05	-	Out	D2
Pharmaceutical	amitriptyline	50-48-6	Total	sub	5	5	-	-	5.0E-04	5.0E-04	-	-	1.4E+01	n	3.7E-05	-	Out	D2
Pharmaceutical	amphetamine	300-62-9	Dissolved	det	4	-	-	4	2.5E-02	-	-	2.5E-02	2.5E+03	n	1.0E-05	-	Out	D2
Pharmaceutical	amphetamine	300-62-9	Dissolved	sub	17	-	-	-	2.3E-02	-	-	-	2.5E+03	n	9.2E-06	-	Out	D2
Pharmaceutical	amphetamine	300-62-9	Total	det	2	2	-	-	9.6E-03	9.6E-03	-	-	2.5E+03	n	3.9E-06	-	Out	D2
Pharmaceutical	amphetamine	300-62-9	Total	sub	5	5	-	-	9.4E-03	9.4E-03	-	-	2.5E+03	n	3.8E-06	-	Out	D2
HABs	Anatoxin a	64285-06-9	Total	det	20	-	-	20	4.2E+00	-	-	4.2E+00	3.4E+03	nl	1.2E-04	-	Out	D2
HABs	Anatoxin a	64285-06-9	Total	sub	60	-	26	-	6.0E-01	-	2.5E-01	-	3.4E+03	nl	1.8E-04	2.9E+00	Moderate	B2
Pharmaceutical	atenolol	29122-68-7	Dissolved	det	16	-	-	16	1.7E+00	-	-	1.7E+00	3.0E+00	b	5.8E-01	-	Low	C4
Pharmaceutical	atenolol	29122-68-7	Dissolved	sub	17	-	-	-	1.6E+00	-	-	-	3.0E+00	b	5.3E-01	-	Low	C4
Pharmaceutical	atenolol	29122-68-7	Total	det	5	5	-	-	3.3E-02	3.3E-02	-	-	3.0E+00	b	1.1E-02	-	Out	D2
Pharmaceutical	atenolol	29122-68-7	Total	sub	5	5	-	-	3.3E-02	3.3E-02	-	-	3.0E+00	b	1.1E-02	-	Out	D2
Pharmaceutical	atorvastatin	134523-00-5	Dissolved	det	12	-	-	12	9.7E-02	-	-	9.7E-02	8.5E-01	c	1.1E-01	-	Low	C4
Pharmaceutical	atorvastatin	134523-00-5	Dissolved	sub	14	-	-	-	9.1E-02	-	-	-	8.5E-01	c	1.1E-01	-	Low	C4
Pharmaceutical	atorvastatin	134523-00-5	Total	det	-	-	-	-	-	-	-	-	8.5E-01	c	-	-	-	-
Pharmaceutical	atorvastatin	134523-00-5	Total	sub	5	5	-	-	1.5E-02	1.5E-02	-	-	8.5E-01	c	1.7E-02	-	Out	D2
Pesticide	Atrazine	1912-24-9	Dissolved	det	-	-	-	-	-	-	-	-	1.0E-01	a	-	-	-	-
Pesticide	Atrazine	1912-24-9	Dissolved	sub	168	90	35	-	2.3E+00	2.3E+00	2.3E+00	-	1.0E-01	a	2.3E+01	3.5E-02	High	A1
Pesticide	Atrazine	1912-24-9	Total	det	11	-	11	-	1.0E-01	-	1.0E-01	-	1.0E-01	a	1.0E+00	-	Low	C2
Pesticide	Atrazine	1912-24-9	Total	sub	230	2	203	-	2.9E-03	2.0E-01	2.9E-03	-	1.0E-01	a	2.9E-02	3.3E+00	Moderate	B2
Pesticide	Atrazine-desethyl-2-hydroxy	19988-24-0	Dissolved	det	-	-	-	-	-	-	-	-	6.7E+01	n	-	-	-	-
Pesticide	Atrazine-desethyl-2-hydroxy	19988-24-0	Dissolved	sub	-	-	-	-	-	-	-	-	6.7E+01	n	-	-	-	-
Pharmaceutical	azithromycin	83905-01-5	Dissolved	det	14	-	-	14	6.7E-01	-	-	6.7E-01	1.7E+01	n	3.9E-02	-	Out	D2
Pharmaceutical	azithromycin	83905-01-5	Dissolved	sub	14	-	-	-	6.7E-01	-	-	-	1.7E+01	n	3.9E-02	-	Out	D2
Pharmaceutical	azithromycin	83905-01-5	Total	det	-	-	-	-	-	-	-	-	1.7E+01	n	-	-	-	-
Pharmaceutical	azithromycin	83905-01-5	Total	sub	2	2	-	-	1.4E-03	1.4E-03	-	-	1.7E+01	n	8.3E-05	-	Out	D2
Pesticide	Azoxystrobin	131860-33-8	Dissolved	det	118	52	50	16	4.6E-02	1.1E-01	2.2E-02	1.3E-02	4.4E+00	a	1.0E-02	6.2E-01	Out	D1
Pesticide	Azoxystrobin	131860-33-8	Dissolved	sub	196	90	73	-	2.9E-02	5.9E-02	1.7E-02	-	4.4E+00	a	6.6E-03	5.6E-01	Out	D1
Pesticide	Azoxystrobin	131860-33-8	Total	det	46	-	46	-	1.0E-02	-	1.0E-02	-	4.4E+00	a	2.3E-03	-	Out	D2
Pesticide	Azoxystrobin	131860-33-8	Total	sub	79	-	79	-	1.0E-02	-	1.0E-02	-	4.4E+00	a	2.3E-03	-	Out	D2
Pesticide	benfluralin	1861-40-1	Dissolved	det	-	-	-	-	-	-	-	-	1.9E-01	a	-	-	-	-
Pesticide	benfluralin	1861-40-1	Dissolved	sub	23	-	-	-	2.0E-03	-	-	-	1.9E-01	a	1.1E-02	-	Out	D2
Personal Care Product	benzophenone	119-61-9	Dissolved	det	2	-	-	2	3.0E-02	-	-	3.0E-02	2.0E+01	c	1.5E-03	-	Out	D2
Personal Care Product	benzophenone	119-61-9	Dissolved	sub	13	-	-	-	4.0E-02	-	-	-	2.0E+01	c	2.0E-03	-	Out	D2
Personal Care Product	benzophenone	119-61-9	Total	det	1	-	-	1	3.0E-02	-	-	3.0E-02	2.0E+01	c	1.5E-03	-	Out	D2
Personal Care Product	benzophenone	119-61-9	Total	sub	11	2	-	-	8.0E-02	2.0E-01	-	-	2.0E+01	c	4.0E-03	4.0E-01	Out	D1
Pharmaceutical	benzoyllecgonine	519-09-5	Dissolved	det	11	-	-	11	3.4E-01	-	-	3.4E-01	-	-	-	-	-	-
Pharmaceutical	benzoyllecgonine	519-09-5	Dissolved	sub	11	-	-	-	3.4E-01	-	-	-	-	-	-	-	-	-
Pharmaceutical	benzoyllecgonine	519-09-5	Total	det	5	5	-	-	6.9E-03	6.9E-03	-	-	-	-	-	-	-	-
Pharmaceutical	benzoyllecgonine	519-09-5	Total	sub	5	5	-	-	6.9E-03	6.9E-03	-	-	-	-	-	-	-	-
Pharmaceutical	benztropine	86-13-5	Dissolved	det	2	-	-	2	6.5E-04	-	-	6.5E-04	2.7E+00	n	2.4E-04	-	Out	D2
Pharmaceutical	benztropine	86-13-5	Dissolved	sub	17	-	-	-	1.0E-03	-	-	-	2.7E+00	n	3.7E-04	-	Out	D2
Pharmaceutical	benztropine	86-13-5	Total	det	-	-	-	-	-	-	-	-	2.7E+00	n	-	-	-	-
Pharmaceutical	benztropine	86-13-5	Total	sub	5	5	-	-	2.9E-04	2.9E-04	-	-	2.7E+00	n	1.1E-04	-	Out	D2

Class	Compound	CAS #	Matrix	det or sub	N	N (2005 - 2010)	N (2011 - 2015)	N (2016 - 2021)	90 th percentile	90 th percentile (2005-2010)	90 th percentile (2011-2015)	90 th percentile (2015-2021)	MTL	Tox Source	MTQ	trend	Prelim. Monit. Priority	Mon Prior Basis
Pharmaceutical	betamethasone	378-44-9	Dissolved	det	-	-	-	-	-	-	-	-	2.0E+02	c	-	-	-	-
Pharmaceutical	betamethasone	378-44-9	Dissolved	sub	17	-	-	-	3.0E-03	-	-	-	2.0E+02	c	1.5E-05	-	Out	D2
Pharmaceutical	betamethasone	378-44-9	Total	det	-	-	-	-	-	-	-	-	2.0E+02	c	-	-	-	-
Pharmaceutical	betamethasone	378-44-9	Total	sub	5	5	-	-	4.6E-03	4.6E-03	-	-	2.0E+02	c	2.3E-05	-	Out	D2
Pesticide	Bifenthrin	82657-04-3	Dissolved	det	5	3	2	-	1.1E-02	1.1E-02	4.1E-03	-	5.0E-06	a	2.1E+03	-	High	A1
Pesticide	Bifenthrin	82657-04-3	Dissolved	sub	159	90	40	-	4.7E+00	4.7E+00	4.7E+00	-	5.0E-06	a	9.4E+05	1.5E-04	High	A1
Pesticide	Bifenthrin	82657-04-3	Total	det	90	16	51	23	4.4E-02	2.5E-02	3.8E-02	6.0E-02	5.0E-06	a	8.7E+03	1.6E+00	High	A1
Pesticide	Bifenthrin	82657-04-3	Total	sub	189	16	109	-	2.0E-02	2.5E-02	1.8E-02	-	5.0E-06	a	4.0E+03	1.1E+00	High	A1
Bisphenols	bisphenol a	80-05-7	Dissolved	det	19	-	-	19	4.2E-03	-	-	4.2E-03	1.0E-03	c	4.2E+00	-	Low	C2
Bisphenols	bisphenol a	80-05-7	Dissolved	sub	50	-	-	-	2.0E-02	-	-	-	1.0E-03	c	2.0E+01	-	High	A1
Bisphenols	bisphenol a	80-05-7	Total	det	1	1	-	-	5.0E-02	5.0E-02	-	-	1.0E-03	c	5.0E+01	-	High	A1
Bisphenols	bisphenol a	80-05-7	Total	sub	16	7	-	-	4.0E-02	2.3E+00	-	-	1.0E-03	c	4.0E+01	1.7E-02	High	A1
Bisphenols	bisphenol f	620-92-8Å	Dissolved	det	17	-	-	17	8.3E-02	-	-	8.3E-02	5.4E+00	-	1.5E-02	-	Out	D2
Bisphenols	bisphenol f	620-92-8Å	Dissolved	sub	23	-	-	-	7.4E-02	-	-	-	5.4E+00	-	1.4E-02	-	Out	D2
Pesticide	Boscalid	188425-85-6	Dissolved	det	136	81	41	14	2.5E-01	3.1E-01	2.0E-02	3.4E-01	1.2E+02	a	2.1E-03	1.7E+01	Moderate	B2
Pesticide	Boscalid	188425-85-6	Dissolved	sub	190	90	73	-	2.0E-01	3.0E-01	1.8E-02	-	1.2E+02	a	1.7E-03	3.0E+00	Moderate	B2
Pesticide	BROMACIL	314-40-9	Dissolved	det	1	-	-	1	1.5E-02	-	-	1.5E-02	6.8E+00	a	2.1E-03	-	Out	D2
Pesticide	BROMACIL	314-40-9	Dissolved	sub	19	-	-	-	8.0E-02	-	-	-	6.8E+00	a	1.2E-02	-	Out	D2
Pesticide	BROMACIL	314-40-9	Total	det	-	-	-	-	-	-	-	-	6.8E+00	a	-	-	-	-
Pesticide	BROMACIL	314-40-9	Total	sub	14	2	-	-	1.6E-01	8.0E-01	-	-	6.8E+00	a	2.4E-02	2.0E-01	Out	D1
Phthalates	Butyl benzyl phthalate	85-68-7	Total	det	15	4	2	9	1.5E+00	8.2E-01	5.6E-01	1.5E+00	1.0E-02	c	1.5E+02	2.6E+00	High	A1
Phthalates	Butyl benzyl phthalate	85-68-7	Total	sub	36	21	6	-	1.5E+00	9.2E+00	5.2E-01	-	1.0E-02	c	1.5E+02	2.8E+00	High	A1
Pharmaceutical	caffeine	58-08-2	Dissolved	det	9	-	-	9	4.7E+00	-	-	4.7E+00	1.0E-04	c	4.7E+04	-	High	A1
Pharmaceutical	caffeine	58-08-2	Dissolved	sub	30	-	-	-	2.9E-01	-	-	-	1.0E-04	c	2.9E+03	-	High	A1
Pharmaceutical	caffeine	58-08-2	Total	det	7	7	-	-	2.3E-01	2.3E-01	-	-	1.0E-04	c	2.3E+03	-	High	A1
Pharmaceutical	caffeine	58-08-2	Total	sub	18	9	-	-	1.1E-01	2.1E-01	-	-	1.0E-04	c	1.1E+03	3.9E-01	High	A1
Personal Care Product	Camphor	76-22-2	Dissolved	det	-	-	-	-	-	-	-	-	3.6E+02	n	-	-	-	-
Personal Care Product	Camphor	76-22-2	Dissolved	sub	13	-	-	-	4.0E-02	-	-	-	3.6E+02	n	1.1E-04	-	Out	D2
Personal Care Product	Camphor	76-22-2	Total	det	2	2	-	-	4.9E-02	4.9E-02	-	-	3.6E+02	n	1.3E-04	-	Out	D2
Personal Care Product	Camphor	76-22-2	Total	sub	11	2	-	-	8.0E-02	4.9E-02	-	-	3.6E+02	n	2.2E-04	1.6E+00	Low	C3
Pharmaceutical	carbadox	1791337	Dissolved	det	-	-	-	-	-	-	-	-	2.7E+02	n	-	-	-	-
Pharmaceutical	carbadox	1791337	Dissolved	sub	11	-	-	-	3.0E-03	-	-	-	2.7E+02	n	1.1E-05	-	Out	D2
Pharmaceutical	carbadox	1791337	Total	det	-	-	-	-	-	-	-	-	2.7E+02	n	-	-	-	-
Pharmaceutical	carbadox	1791337	Total	sub	5	5	-	-	1.5E-03	1.5E-03	-	-	2.7E+02	n	5.5E-06	-	Out	D2
Pharmaceutical	carbamazepine	298-46-4	Dissolved	det	17	-	-	17	2.7E-01	-	-	2.7E-01	5.0E-02	c	5.5E+00	-	Low	C2
Pharmaceutical	carbamazepine	298-46-4	Dissolved	sub	17	-	-	-	2.7E-01	-	-	-	5.0E-02	c	5.5E+00	-	Low	C2
Pharmaceutical	carbamazepine	298-46-4	Total	det	5	5	-	-	3.3E-02	3.3E-02	-	-	5.0E-02	c	6.6E-01	-	Low	C4
Pharmaceutical	carbamazepine	298-46-4	Total	sub	5	5	-	-	3.3E-02	3.3E-02	-	-	5.0E-02	c	6.6E-01	-	Low	C4
Pesticide	CARBARYL	63-25-2	Dissolved	det	6	6	-	-	7.1E-02	7.1E-02	-	-	5.0E-02	a	1.4E+00	-	Low	C2
Pesticide	CARBARYL	63-25-2	Dissolved	sub	166	90	34	-	6.5E+00	6.5E+00	6.5E+00	-	5.0E-02	a	1.3E+02	4.6E-03	High	A1
Pesticide	CARBARYL	63-25-2	Total	det	29	-	29	-	4.3E-02	-	4.3E-02	-	5.0E-02	a	8.7E-01	-	Low	C4
Pesticide	CARBARYL	63-25-2	Total	sub	98	2	84	-	2.1E-02	2.0E-01	2.5E-02	-	5.0E-02	a	4.2E-01	2.4E+00	Moderate	B3
Pesticide	Carbendazim	10605-21-7	Dissolved	det	25	-	-	25	5.4E-01	-	-	5.4E-01	9.9E-02	a	5.5E+00	-	Low	C2
Pesticide	Carbendazim	10605-21-7	Dissolved	sub	27	-	-	-	5.0E-01	-	-	-	9.9E-02	a	5.1E+00	-	Low	C2
Pharmaceutical	Carisoprodol	78-44-4	Dissolved	det	3	-	-	3	5.9E-02	-	-	5.9E-02	1.2E+03	n	4.9E-05	-	Out	D2
Pharmaceutical	Carisoprodol	78-44-4	Dissolved	sub	3	-	-	-	5.9E-02	-	-	-	1.2E+03	n	4.9E-05	-	Out	D2
Pesticide	Chlorantraniliprole	500008-45-7	Dissolved	det	-	-	-	-	-	-	-	-	3.0E+00	a	-	-	-	-
Pesticide	Chlorantraniliprole	500008-45-7	Dissolved	sub	21	-	-	-	4.0E-03	-	-	-	3.0E+00	a	1.3E-03	-	Out	D2
Pesticide	CHLOROTHALONIL	1897-45-6	Dissolved	det	7	7	-	-	1.5E-02	1.5E-02	-	-	6.0E-02	a	2.6E-01	-	Low	C4
Pesticide	CHLOROTHALONIL	1897-45-6	Dissolved	sub	143	90	30	-	1.2E+01	1.2E+01	4.1E+00	-	6.0E-02	a	2.0E+02	1.0E-03	High	A1
Pesticide	Chlorpyrifos	2921-88-2	Dissolved	det	53	53	-	-	1.5E-01	1.5E-01	-	-	4.0E-03	a	3.9E+01	-	High	A1
Pesticide	Chlorpyrifos	2921-88-2	Dissolved	sub	228	156	30	-	2.5E-02	5.1E-02	2.1E+00	-	4.0E-03	a	6.2E+00	2.9E-02	Low	C1
Pesticide	Chlorpyrifos	2921-88-2	Total	det	53	33	19	1	1.0E-01	1.7E-01	1.0E-01	6.0E-03	4.0E-03	a	2.5E+01	6.0E-02	High	A1
Pesticide	Chlorpyrifos	2921-88-2	Total	sub	237	88	105	-	6.6E-03	2.1E-02	1.2E-02	-	4.0E-03	a	1.6E+00	4.3E-02	Low	C1
Pesticide	Chlorpyrifos-methyl	5598-13-0	Total	det	-	-	-	-	-	-	-	-	8.5E-04	a	-	-	-	-
Pesticide	Chlorpyrifos-methyl	5598-13-0	Total	sub	83	26	52	-	3.0E-03	2.0E-02	3.0E-03	-	8.5E-04	a	3.5E+00	1.0E+00	Low	C1
Pesticide	CHLORSULFURON	64902-72-3	Dissolved	det	-	-	-	-	-	-	-	-	3.5E-01	a	-	-	-	-
Pesticide	CHLORSULFURON	64902-72-3	Dissolved	sub	6	-	-	-	1.0E+02	-	-	-	3.5E-01	a	2.9E+02	-	High	A1
Pharmaceutical	cimetidine	51481-61-9	Dissolved	det	9	-	-	9	1.1E-01	-	-	1.1E-01	1.0E+03	c	1.1E-04	-	Out	D2
Pharmaceutical	cimetidine	51481-61-9	Dissolved	sub	17	-	-	-	9.7E-02	-	-	-	1.0E+03	c	9.7E-05	-	Out	D2
Pharmaceutical	cimetidine	51481-61-9	Total	det	-	-	-	-	-	-	-	-	1.0E+03	c	-	-	-	-
Pharmaceutical	cimetidine	51481-61-9	Total	sub	5	5	-	-	1.8E-03	1.8E-03	-	-	1.0E+03	c	1.8E-06	-	Out	D2
Pharmaceutical	ciprofloxacin	85721-33-1	Dissolved	det	13	-	-	13	2.7E-01	-	-	2.7E-01	1.0E+02	c	2.7E-03	-	Out	D2
Pharmaceutical	ciprofloxacin	85721-33-1	Dissolved	sub	14	-	-	-	2.7E-01	-	-	-	1.0E+02	c	2.7E-03	-	Out	D2

Class	Compound	CAS #	Matrix	det or sub	N	N (2005 - 2010)	N (2011 - 2015)	N (2016 - 2021)	90 th percentile	90 th percentile (2005-2010)	90 th percentile (2011-2015)	90 th percentile (2015-2021)	MTL	Tox Source	MTQ	trend	Prelim. Monit. Priority	Mon Prior Basis
Pharmaceutical	ciprofloxacin	85721-33-1	Total	det	-	-	-	-	-	-	-	-	1.0E+02	c	-	-	-	-
Pharmaceutical	ciprofloxacin	85721-33-1	Total	sub	5	5	-	-	5.8E-03	5.8E-03	-	-	1.0E+02	c	5.8E-05	-	Out	D2
Pharmaceutical	Citalopram	59729-33-8	Dissolved	det	2	-	-	2	1.0E-02	-	-	1.0E-02	1.0E+00	c	1.0E-02	-	Out	D2
Pharmaceutical	Citalopram	59729-33-8	Dissolved	sub	2	-	-	-	1.0E-02	-	-	-	1.0E+00	c	1.0E-02	-	Out	D2
Pharmaceutical	clonidine	4205-90-7	Dissolved	det	-	-	-	-	-	-	-	-	2.1E+02	n	-	-	-	-
Pharmaceutical	clonidine	4205-90-7	Dissolved	sub	17	-	-	-	3.0E-03	-	-	-	2.1E+02	n	1.5E-05	-	Out	D2
Pharmaceutical	clonidine	4205-90-7	Total	det	-	-	-	-	-	-	-	-	2.1E+02	n	-	-	-	-
Pharmaceutical	clonidine	4205-90-7	Total	sub	5	5	-	-	1.5E-02	1.5E-02	-	-	2.1E+02	n	7.1E-05	-	Out	D2
Pesticide	clothianidin	210880-92-5	Dissolved	det	-	-	-	-	-	-	-	-	5.0E-03	a	-	-	-	-
Pesticide	clothianidin	210880-92-5	Dissolved	sub	51	-	30	-	6.2E+00	-	6.2E+00	-	5.0E-03	a	1.2E+03	6.3E-04	High	A1
Pesticide	clothianidin	210880-92-5	Total	det	3	-	-	3	2.5E-01	-	-	2.5E-01	5.0E-03	a	4.9E+01	-	High	A1
Pesticide	clothianidin	210880-92-5	Total	sub	135	-	79	-	1.6E-03	-	1.6E-03	-	5.0E-03	a	3.2E-01	1.5E+00	Moderate	B3
Pharmaceutical	cocaine	50-36-2	Dissolved	det	9	-	-	9	3.9E-02	-	-	3.9E-02	2.5E+02	n	1.6E-04	-	Out	D2
Pharmaceutical	cocaine	50-36-2	Dissolved	sub	12	-	-	-	3.3E-02	-	-	-	2.5E+02	n	1.3E-04	-	Out	D2
Pharmaceutical	cocaine	50-36-2	Total	det	4	4	-	-	2.0E-03	2.0E-03	-	-	2.5E+02	n	8.3E-06	-	Out	D2
Pharmaceutical	cocaine	50-36-2	Total	sub	5	5	-	-	1.9E-03	1.9E-03	-	-	2.5E+02	n	7.8E-06	-	Out	D2
Pharmaceutical	codeine	76-57-3	Dissolved	det	11	-	-	11	2.0E-01	-	-	2.0E-01	7.2E+01	n	2.7E-03	-	Out	D2
Pharmaceutical	codeine	76-57-3	Dissolved	sub	17	-	-	-	1.8E-01	-	-	-	7.2E+01	n	2.6E-03	-	Out	D2
Pharmaceutical	codeine	76-57-3	Total	det	-	-	-	-	-	-	-	-	7.2E+01	n	-	-	-	-
Pharmaceutical	codeine	76-57-3	Total	sub	5	5	-	-	8.9E-03	8.9E-03	-	-	7.2E+01	n	1.2E-04	-	Out	D2
Pharmaceutical	cotinine	486-56-6	Dissolved	det	17	-	-	17	1.3E-01	-	-	1.3E-01	2.8E+03	n	4.7E-05	-	Out	D2
Pharmaceutical	cotinine	486-56-6	Dissolved	sub	29	-	-	-	9.5E-02	-	-	-	2.8E+03	n	3.4E-05	-	Out	D2
Pharmaceutical	cotinine	486-56-6	Total	det	6	5	-	1	4.7E-02	5.2E-02	-	2.0E-02	2.8E+03	n	1.7E-05	3.8E-01	Out	D1
Pharmaceutical	cotinine	486-56-6	Total	sub	16	7	-	-	8.0E-02	4.3E-02	-	-	2.8E+03	n	2.9E-05	1.9E+00	Low	C3
Pesticide	Cyazofamid	120116-88-3	Dissolved	det	-	-	-	-	-	-	-	-	8.7E-01	a	-	-	-	-
Pesticide	Cyazofamid	120116-88-3	Dissolved	sub	21	-	-	-	4.1E-03	-	-	-	8.7E-01	a	4.7E-03	-	Out	D2
Pesticide	CYFLUTHRIN	68359-37-5	Dissolved	det	-	-	-	-	-	-	-	-	1.2E-04	a	-	-	-	-
Pesticide	CYFLUTHRIN	68359-37-5	Dissolved	sub	143	90	30	-	5.2E+00	5.2E+00	5.2E+00	-	1.2E-04	a	4.3E+04	1.9E-04	High	A1
Pesticide	CYFLUTHRIN	68359-37-5	Total	det	44	-	39	5	1.8E-02	-	1.4E-02	1.9E-01	1.2E-04	a	1.5E+02	1.3E+01	High	A1
Pesticide	CYFLUTHRIN	68359-37-5	Total	sub	191	18	107	-	4.0E-03	3.4E-03	6.4E-03	-	1.2E-04	a	3.3E+01	1.7E-02	High	A1
Pesticide	Deethylatrazine	6190-65-4	Dissolved	det	1	-	-	1	3.0E-03	-	-	3.0E-03	3.3E-01	c	9.1E-03	-	Out	D2
Pesticide	Deethylatrazine	6190-65-4	Dissolved	sub	12	-	5	-	2.0E-03	-	2.0E-03	-	3.3E-01	c	6.1E-03	1.2E+00	Out	D1
Pesticide	Deethylatrazine	6190-65-4	Total	det	-	-	-	-	-	-	-	-	3.3E-01	c	-	-	-	-
Pesticide	Deethylatrazine	6190-65-4	Total	sub	22	-	22	-	1.0E-02	-	1.0E-02	-	3.3E-01	c	3.0E-02	-	Out	D2
Pharmaceutical	dehydronifedipine	67035-22-7	Dissolved	det	16	-	-	16	1.5E-02	-	-	1.5E-02	2.1E+00	n	7.1E-03	-	Out	D2
Pharmaceutical	dehydronifedipine	67035-22-7	Dissolved	sub	17	-	-	-	1.5E-02	-	-	-	2.1E+00	n	7.0E-03	-	Out	D2
Pharmaceutical	dehydronifedipine	67035-22-7	Total	det	4	4	-	-	1.2E-03	1.2E-03	-	-	2.1E+00	n	5.5E-04	-	Out	D2
Pharmaceutical	dehydronifedipine	67035-22-7	Total	sub	5	5	-	-	1.1E-03	1.1E-03	-	-	2.1E+00	n	5.3E-04	-	Out	D2
Pesticide	Deisopropylatrazine	1007-28-9	Dissolved	det	-	-	-	-	-	-	-	-	3.5E-02	c	-	-	-	-
Pesticide	Deisopropylatrazine	1007-28-9	Dissolved	sub	12	-	5	-	4.0E-02	-	4.0E-02	-	3.5E-02	c	1.1E+00	6.3E+02	High	A2
Pesticide	Deisopropylatrazine	1007-28-9	Total	det	-	-	-	-	-	-	-	-	3.5E-02	c	-	-	-	-
Pesticide	Deisopropylatrazine	1007-28-9	Total	sub	22	-	22	-	1.0E-01	-	1.0E-01	-	3.5E-02	c	2.9E+00	-	Low	C2
Pesticide	Deisopropylhydroxyatrazine	7313-54-4	Dissolved	det	-	-	-	-	-	-	-	-	-	-	-	-	-	-
Pesticide	Deisopropylhydroxyatrazine	7313-54-4	Dissolved	sub	6	-	-	-	2.5E+02	-	-	-	-	-	-	-	-	-
Pesticide	deltamethrin	52918-63-5	Dissolved	det	-	-	-	-	-	-	-	-	2.6E-06	a	-	-	-	-
Pesticide	deltamethrin	52918-63-5	Dissolved	sub	143	90	30	-	3.5E+00	3.5E+00	3.5E+00	-	2.6E-06	a	1.3E+06	1.7E-04	High	A1
Pharmaceutical	desmethyldiltiazem	86408-45-9	Dissolved	det	14	-	-	14	5.6E-02	-	-	5.6E-02	-	-	-	-	-	-
Pharmaceutical	desmethyldiltiazem	86408-45-9	Dissolved	sub	17	-	-	-	5.6E-02	-	-	-	-	-	-	-	-	-
Pharmaceutical	desmethyldiltiazem	86408-45-9	Total	det	2	2	-	-	1.5E-03	1.5E-03	-	-	-	-	-	-	-	-
Pharmaceutical	desmethyldiltiazem	86408-45-9	Total	sub	5	5	-	-	1.1E-03	1.1E-03	-	-	-	-	-	-	-	-
Pesticide	Desulfinylfipronil Amide	1115248-09-3	Dissolved	det	1	-	1	-	2.0E-03	-	2.0E-03	-	-	-	-	-	-	-
Pesticide	Desulfinylfipronil Amide	1115248-09-3	Dissolved	sub	27	-	5	-	8.0E-04	-	1.5E-03	-	-	-	-	-	-	-
Pesticide	Desulfinylfipronil Amide	1115248-09-3	Total	det	-	-	-	-	-	-	-	-	-	-	-	-	-	-
Pesticide	Desulfinylfipronil Amide	1115248-09-3	Total	sub	2	-	2	-	8.0E-04	-	8.0E-04	-	-	-	-	-	-	-
Phthalates	Di-2-ethylhexyl phthalate	117-81-7	Dissolved	det	-	-	-	-	-	-	-	-	6.0E-06	c	-	-	-	-
Phthalates	Di-2-ethylhexyl phthalate	117-81-7	Dissolved	sub	13	-	-	-	1.0E+00	-	-	-	6.0E-06	c	1.7E+05	-	High	A1
Phthalates	Di-2-ethylhexyl phthalate	117-81-7	Total	det	13	4	-	9	2.5E+00	1.3E+00	-	2.9E+00	6.0E-06	c	4.2E+05	-	High	A1
Phthalates	Di-2-ethylhexyl phthalate	117-81-7	Total	sub	47	23	6	-	2.0E+00	9.2E+00	4.8E-01	-	6.0E-06	c	3.3E+05	5.0E+00	High	A1
Pharmaceutical	diazepam	439-14-5	Dissolved	det	11	-	-	11	3.4E-03	-	-	3.4E-03	2.9E+00	c	1.2E-03	-	Out	D2
Pharmaceutical	diazepam	439-14-5	Dissolved	sub	17	-	-	-	3.4E-03	-	-	-	2.9E+00	c	1.2E-03	-	Out	D2
Pharmaceutical	diazepam	439-14-5	Total	det	1	1	-	-	5.3E-04	5.3E-04	-	-	2.9E+00	c	1.8E-04	-	Out	D2
Pharmaceutical	diazepam	439-14-5	Total	sub	5	5	-	-	4.3E-04	4.3E-04	-	-	2.9E+00	c	1.5E-04	-	Out	D2
Pesticide	diazinon	333-41-5	Dissolved	det	109	109	-	-	1.5E-01	1.5E-01	-	-	1.1E-02	a	1.4E+01	-	High	A1
Pesticide	diazinon	333-41-5	Dissolved	sub	228	156	30	-	5.6E-02	1.1E-01	9.0E-01	-	1.1E-02	a	5.3E+00	1.8E-01	Low	C1

Class	Compound	CAS #	Matrix	det or sub	N	N (2005 - 2010)	N (2011 - 2015)	N (2016 - 2021)	90 th percentile	90 th percentile (2005-2010)	90 th percentile (2011-2015)	90 th percentile (2015-2021)	MTL	Tox Source	MTQ	trend	Prelim. Monit. Priority	Mon Prior Basis
Pesticide	diazinon	333-41-5	Total	det	56	40	15	1	1.1E-01	8.1E-02	1.2E-01	1.1E-01	1.1E-02	a	1.1E+01	8.7E-01	High	A1
Pesticide	diazinon	333-41-5	Total	sub	237	88	105	-	1.7E-02	5.4E-02	9.5E-03	-	1.1E-02	a	1.6E+00	5.3E-02	Low	C1
Pesticide	Diazoxon	962-58-3	Dissolved	det	-	-	-	-	-	-	-	-	6.7E+01	n	-	-	-	-
Pesticide	Diazoxon	962-58-3	Dissolved	sub	29	-	-	-	5.0E-03	-	-	-	6.7E+01	n	7.5E-05	-	Out	D2
Phthalates	Dibutyl phthalate	84-74-2	Total	det	13	1	3	9	1.4E+00	3.0E-01	1.8E+00	1.4E+00	4.9E-02	c	2.9E+01	7.8E-01	High	A1
Phthalates	Dibutyl phthalate	84-74-2	Total	sub	36	21	6	-	1.4E+00	9.2E+00	1.6E+00	-	4.9E-02	c	2.9E+01	9.0E-01	High	A1
Pesticide	dicamba	1918-00-9; 2300-66-5; 25059-78-3	Dissolved	det	-	-	-	-	-	-	-	-	6.1E+00	a	-	-	-	-
Pesticide	dicamba	1918-00-9; 2300-66-5; 25059-78-3	Dissolved	sub	-	-	-	-	-	-	-	-	6.1E+00	a	-	-	-	-
Pesticide	dicamba	1918-00-9; 2300-66-5; 25059-78-3	Total	det	-	-	-	-	-	-	-	-	6.1E+00	a	-	-	-	-
Pesticide	dicamba	1918-00-9; 2300-66-5; 25059-78-3	Total	sub	168	-	168	-	1.2E-01	-	1.2E-01	-	6.1E+00	a	2.0E-02	-	Out	D2
Pesticide	Dichlorvos	62-73-7	Dissolved	det	-	-	-	-	-	-	-	-	5.8E-03	a	-	-	-	-
Pesticide	Dichlorvos	62-73-7	Dissolved	sub	42	-	-	-	4.0E-02	-	-	-	5.8E-03	a	6.9E+00	-	Low	C2
Pesticide	Dichlorvos	62-73-7	Total	det	-	-	-	-	-	-	-	-	5.8E-03	a	-	-	-	-
Pesticide	Dichlorvos	62-73-7	Total	sub	97	43	18	-	3.0E-03	3.0E-02	3.0E-03	-	5.8E-03	a	5.2E-01	1.0E+00	Out	D1
Phthalates	Diethyl phthalate	84-66-2	Dissolved	det	1	-	-	1	5.0E-02	-	-	5.0E-02	1.1E+00	c	4.4E-02	-	Out	D2
Phthalates	Diethyl phthalate	84-66-2	Dissolved	sub	13	-	-	-	2.0E-01	-	-	-	1.1E+00	c	1.8E-01	-	Low	C4
Phthalates	Diethyl phthalate	84-66-2	Total	det	9	-	-	9	9.4E-01	-	-	9.4E-01	1.1E+00	c	8.3E-01	-	Low	C4
Phthalates	Diethyl phthalate	84-66-2	Total	sub	46	23	6	-	9.4E-01	9.2E+00	4.1E-01	-	1.1E+00	c	8.3E-01	2.3E+00	Moderate	B3
Pesticide	Difenoconazole	119446-68-3	Dissolved	det	-	-	-	-	-	-	-	-	8.6E-02	a	-	-	-	-
Pesticide	Difenoconazole	119446-68-3	Dissolved	sub	53	-	30	-	1.1E+01	-	1.1E+01	-	8.6E-02	a	1.2E+02	1.0E-03	High	A1
Pharmaceutical	diltiazem	42399-41-7	Dissolved	det	17	-	-	17	1.7E-01	-	-	1.7E-01	1.0E-01	c	1.7E+00	-	Low	C2
Pharmaceutical	diltiazem	42399-41-7	Dissolved	sub	17	-	-	-	1.7E-01	-	-	-	1.0E-01	c	1.7E+00	-	Low	C2
Pharmaceutical	diltiazem	42399-41-7	Total	det	5	5	-	-	2.4E-03	2.4E-03	-	-	1.0E-01	c	2.4E-02	-	Out	D2
Pharmaceutical	diltiazem	42399-41-7	Total	sub	5	5	-	-	2.4E-03	2.4E-03	-	-	1.0E-01	c	2.4E-02	-	Out	D2
Phthalates	Dimethyl phthalate	131-11-3	Total	det	9	-	-	9	4.6E-01	-	-	4.6E-01	1.0E+00	c	4.6E-01	-	Low	C4
Phthalates	Dimethyl phthalate	131-11-3	Total	sub	36	21	6	-	9.0E-01	9.2E+00	4.8E-01	-	1.0E+00	c	9.0E-01	9.6E-01	Out	D1
Pharmaceutical	dimethylxanthine, 1,7-	611-59-6	Dissolved	det	-	-	-	-	-	-	-	-	2.1E+03	n	-	-	-	-
Pharmaceutical	dimethylxanthine, 1,7-	611-59-6	Dissolved	sub	3	-	-	-	1.4E+02	-	-	-	2.1E+03	n	6.7E-02	-	Out	D2
Pharmaceutical	dimethylxanthine, 1,7-	611-59-6	Total	det	-	-	-	-	-	-	-	-	2.1E+03	n	-	-	-	-
Pharmaceutical	dimethylxanthine, 1,7-	611-59-6	Total	sub	5	5	-	-	1.5E-01	1.5E-01	-	-	2.1E+03	n	6.8E-05	-	Out	D2
Phthalates	Di-n-octyl phthalate	117-84-0	Total	det	9	-	-	9	3.6E-01	-	-	3.6E-01	1.8E-01	c	2.0E+00	-	Low	C2
Phthalates	Di-n-octyl phthalate	117-84-0	Total	sub	36	21	6	-	5.0E-01	9.2E+00	4.0E-01	-	1.8E-01	c	2.8E+00	9.1E-01	Low	C1
Pesticide	DINOTEFURAN	165252-70-0	Dissolved	det	1	-	-	1	7.4E-03	-	-	7.4E-03	6.4E+03	a	1.2E-06	-	Out	D2
Pesticide	DINOTEFURAN	165252-70-0	Dissolved	sub	13	-	-	-	4.5E-03	-	-	-	6.4E+03	a	7.1E-07	-	Out	D2
Pesticide	DINOTEFURAN	165252-70-0	Total	det	6	-	-	6	4.7E-02	-	-	4.7E-02	6.4E+03	a	7.4E-06	-	Out	D2
Pesticide	DINOTEFURAN	165252-70-0	Total	sub	56	-	-	-	2.8E-03	-	-	-	6.4E+03	a	4.4E-07	-	Out	D2
Pharmaceutical	diphenhydramine	58-73-1	Dissolved	det	15	-	-	15	7.1E-01	-	-	7.1E-01	9.9E+02	c	7.2E-04	-	Out	D2
Pharmaceutical	diphenhydramine	58-73-1	Dissolved	sub	17	-	-	-	7.0E-01	-	-	-	9.9E+02	c	7.0E-04	-	Out	D2
Pharmaceutical	diphenhydramine	58-73-1	Total	det	4	4	-	-	1.8E-03	1.8E-03	-	-	9.9E+02	c	1.8E-06	-	Out	D2
Pharmaceutical	diphenhydramine	58-73-1	Total	sub	5	5	-	-	1.7E-03	1.7E-03	-	-	9.9E+02	c	1.8E-06	-	Out	D2
Pharmaceutical	diphenylhydrazine, 1,2-	122-66-7	Total	det	-	-	-	-	-	-	-	-	1.5E+02	c	-	-	-	-
Pharmaceutical	diphenylhydrazine, 1,2-	122-66-7	Total	sub	5	2	3	-	7.0E-01	1.0E+01	7.0E-01	-	1.5E+02	c	4.7E-03	-	Out	D2
Pesticide	disulfoton	298-04-4	Dissolved	det	-	-	-	-	-	-	-	-	1.0E-03	a	-	-	-	-
Pesticide	disulfoton	298-04-4	Dissolved	sub	-	-	-	-	-	-	-	-	1.0E-03	a	-	-	-	-
Pesticide	disulfoton	298-04-4	Total	det	8	4	4	-	1.5E-01	4.2E-02	1.6E-01	-	1.0E-03	a	1.5E+02	-	High	A1
Pesticide	disulfoton	298-04-4	Total	sub	128	41	60	-	1.0E-02	1.0E-02	2.2E-02	-	1.0E-03	a	1.0E+01	4.5E-02	Low	C1
Pesticide	Diuron	330-54-1	Dissolved	det	88	-	63	25	3.7E-02	-	3.1E-02	9.8E-02	1.3E-02	a	2.8E+00	3.2E+00	High	A2
Pesticide	Diuron	330-54-1	Dissolved	sub	94	-	67	-	3.6E-02	-	2.9E-02	-	1.3E-02	a	2.8E+00	3.1E+00	High	A2
Pesticide	Diuron	330-54-1	Total	det	194	-	190	4	4.0E-02	-	3.9E-02	3.2E+00	1.3E-02	a	3.1E+00	8.1E+01	High	A2
Pesticide	Diuron	330-54-1	Total	sub	219	-	203	-	3.5E-02	-	3.5E-02	-	1.3E-02	a	2.7E+00	4.1E-01	Low	C1
Pharmaceutical	enrofloxacin	93106-60-6	Dissolved	det	2	-	-	2	6.9E-03	-	-	6.9E-03	5.0E+03	c	1.4E-06	-	Out	D2
Pharmaceutical	enrofloxacin	93106-60-6	Dissolved	sub	14	-	-	-	6.6E-03	-	-	-	5.0E+03	c	1.3E-06	-	Out	D2
Pharmaceutical	enrofloxacin	93106-60-6	Total	det	-	-	-	-	-	-	-	-	5.0E+03	c	-	-	-	-
Pharmaceutical	enrofloxacin	93106-60-6	Total	sub	5	5	-	-	3.0E-03	3.0E-03	-	-	5.0E+03	c	6.0E-07	-	Out	D2
Pharmaceutical	erythromycin	114-07-8	Dissolved	det	15	-	-	15	6.5E-02	-	-	6.5E-02	3.0E+02	c	2.2E-04	-	Out	D2
Pharmaceutical	erythromycin	114-07-8	Dissolved	sub	17	-	-	-	6.2E-02	-	-	-	3.0E+02	c	2.1E-04	-	Out	D2
Pharmaceutical	erythromycin	114-07-8	Total	det	5	5	-	-	8.5E-03	8.5E-03	-	-	3.0E+02	c	2.8E-05	-	Out	D2
Pharmaceutical	erythromycin	114-07-8	Total	sub	5	5	-	-	8.5E-03	8.5E-03	-	-	3.0E+02	c	2.8E-05	-	Out	D2
Pharmaceutical	fexofenadine	83799-24-0	Dissolved	det	3	-	-	3	6.5E-01	-	-	6.5E-01	5.3E+00	n	1.2E-01	-	Low	C4
Pharmaceutical	fexofenadine	83799-24-0	Dissolved	sub	3	-	-	-	6.5E-01	-	-	-	5.3E+00	n	1.2E-01	-	Low	C4

Class	Compound	CAS #	Matrix	det or sub	N	N (2005 - 2010)	N (2011 - 2015)	N (2016 - 2021)	90 th percentile	90 th percentile (2005-2010)	90 th percentile (2011-2015)	90 th percentile (2015-2021)	MTL	Tox Source	MTQ	trend	Prelim. Monit. Priority	Mon Prior Basis
Pesticide	fipronil	120068-37-3	Dissolved	det	65	4	47	14	1.5E-02	7.4E-03	1.5E-02	1.0E-02	5.0E-05	c	3.0E+02	6.6E-01	High	A1
Pesticide	fipronil	120068-37-3	Dissolved	sub	221	90	93	-	2.9E+00	2.9E+00	1.4E-02	-	5.0E-05	c	5.8E+04	4.4E-01	High	A1
Pesticide	fipronil	120068-37-3	Total	det	33	-	-	33	2.1E-01	-	-	2.1E-01	5.0E-05	c	4.2E+03	-	High	A1
Pesticide	fipronil	120068-37-3	Total	sub	49	-	2	-	1.5E-01	-	5.0E-04	-	5.0E-05	c	2.9E+03	3.0E+02	High	A1
Pesticide	Fipronil-desulfinyl	205650-65-3	Dissolved	det	53	-	34	19	6.8E-03	-	7.0E-03	5.7E-03	3.0E+00	n	2.3E-03	8.2E-01	Out	D1
Pesticide	Fipronil-desulfinyl	205650-65-3	Dissolved	sub	221	90	93	-	1.6E+00	1.6E+00	6.0E-03	-	3.0E+00	n	5.3E-01	9.0E-01	Out	D1
Pesticide	Fipronil-desulfinyl	205650-65-3	Total	det	37	-	2	35	1.0E-02	-	1.6E-03	1.1E-02	3.0E+00	n	3.3E-03	7.0E+00	Moderate	B2
Pesticide	Fipronil-desulfinyl	205650-65-3	Total	sub	49	-	2	-	6.5E-03	-	1.6E-03	-	3.0E+00	n	2.2E-03	4.0E+00	Moderate	B2
Pesticide	Fipronil-sulfide	120067-83-6	Dissolved	det	15	1	7	7	5.2E-03	5.4E-03	5.4E-03	4.3E-03	1.6E-01	c	3.3E-02	7.9E-01	Out	D1
Pesticide	Fipronil-sulfide	120067-83-6	Dissolved	sub	221	90	93	-	1.8E+00	1.8E+00	5.0E-04	-	1.6E-01	c	1.1E+01	6.2E+00	High	A1
Pesticide	Fipronil-sulfide	120067-83-6	Total	det	35	-	-	35	2.2E-02	-	-	2.2E-02	1.6E-01	c	1.4E-01	-	Low	C4
Pesticide	Fipronil-sulfide	120067-83-6	Total	sub	49	-	2	-	1.2E-02	-	5.0E-04	-	1.6E-01	c	7.6E-02	2.4E+01	Moderate	B2
Pesticide	Fipronil-sulfone	120068-36-2	Dissolved	det	56	1	44	11	1.3E-02	8.2E-03	1.4E-02	6.8E-03	2.5E+00	c	5.2E-03	4.9E-01	Out	D1
Pesticide	Fipronil-sulfone	120068-36-2	Dissolved	sub	221	90	93	-	3.5E+00	3.5E+00	1.0E-02	-	2.5E+00	c	1.4E+00	4.7E-01	Low	C1
Pesticide	Fipronil-sulfone	120068-36-2	Total	det	38	-	2	36	1.4E-02	-	9.8E-04	1.5E-02	2.5E+00	c	5.8E-03	1.5E+01	Moderate	B2
Pesticide	Fipronil-sulfone	120068-36-2	Total	sub	49	-	2	-	1.3E-02	-	9.8E-04	-	2.5E+00	c	5.1E-03	1.3E+01	Moderate	B2
Pesticide	Flonicamid	158062-67-0	Dissolved	det	-	-	-	-	-	-	-	-	3.0E+03	a	-	-	-	-
Pesticide	Flonicamid	158062-67-0	Dissolved	sub	21	-	-	-	3.4E-03	-	-	-	3.0E+03	a	1.1E-06	-	Out	D2
Pesticide	Fluazinam	79622-59-6	Dissolved	det	-	-	-	-	-	-	-	-	6.9E-02	a	-	-	-	-
Pesticide	Fluazinam	79622-59-6	Dissolved	sub	53	-	30	-	4.4E+00	-	4.4E+00	-	6.9E-02	a	6.4E+01	1.0E-03	High	A1
Pesticide	Fludioxonil	131341-86-1	Dissolved	det	-	-	-	-	-	-	-	-	1.4E+00	a	-	-	-	-
Pesticide	Fludioxonil	131341-86-1	Dissolved	sub	53	-	30	-	7.3E+00	-	7.3E+00	-	1.4E+00	a	5.2E+00	1.0E-03	Low	C1
Pharmaceutical	fluoxetine	54910-89-3	Dissolved	det	14	-	-	14	5.0E-02	-	-	5.0E-02	2.0E-03	c	2.5E+01	-	High	A1
Pharmaceutical	fluoxetine	54910-89-3	Dissolved	sub	17	-	-	-	4.8E-02	-	-	-	2.0E-03	c	2.4E+01	-	High	A1
Pharmaceutical	fluoxetine	54910-89-3	Total	det	-	-	-	-	-	-	-	-	2.0E-03	c	-	-	-	-
Pharmaceutical	fluoxetine	54910-89-3	Total	sub	5	5	-	-	1.5E-03	1.5E-03	-	-	2.0E-03	c	7.4E-01	-	Low	C4
Pharmaceutical	fluticasone propionate	80474-14-2	Dissolved	det	4	-	-	4	7.5E-03	-	-	7.5E-03	2.3E+01	n	3.3E-04	-	Out	D2
Pharmaceutical	fluticasone propionate	80474-14-2	Dissolved	sub	17	-	-	-	6.5E-03	-	-	-	2.3E+01	n	2.9E-04	-	Out	D2
Pharmaceutical	fluticasone propionate	80474-14-2	Total	det	-	-	-	-	-	-	-	-	2.3E+01	n	-	-	-	-
Pharmaceutical	fluticasone propionate	80474-14-2	Total	sub	5	5	-	-	2.0E-03	2.0E-03	-	-	2.3E+01	n	8.7E-05	-	Out	D2
Pesticide	FLUTOLANIL	66332-96-5	Dissolved	det	-	-	-	-	-	-	-	-	2.2E+01	a	-	-	-	-
Pesticide	FLUTOLANIL	66332-96-5	Dissolved	sub	37	-	10	-	4.4E-03	-	4.0E-04	-	2.2E+01	a	2.0E-04	1.1E+01	Moderate	B2
Pesticide	FLUVALINATE	69409-94-5	Dissolved	det	-	-	-	-	-	-	-	-	3.2E-04	c	-	-	-	-
Pesticide	FLUVALINATE	69409-94-5	Dissolved	sub	130	90	30	-	5.3E+00	5.3E+00	5.3E+00	-	3.2E-04	c	1.7E+04	1.3E-01	High	A1
Pesticide	FLUVALINATE	69409-94-5	Total	det	1	-	-	1	5.2E-04	-	-	5.2E-04	3.2E-04	c	1.6E+00	-	Low	C2
Pesticide	FLUVALINATE	69409-94-5	Total	sub	53	-	1	-	5.0E-05	-	5.0E-04	-	3.2E-04	c	1.6E-01	1.0E-01	Out	D1
Pesticide	Fluxapyroxad	907204-31-3	Dissolved	det	-	-	-	-	-	-	-	-	3.6E+01	c	-	-	-	-
Pesticide	Fluxapyroxad	907204-31-3	Dissolved	sub	23	-	-	-	4.8E-03	-	-	-	3.6E+01	c	1.3E-04	-	Out	D2
Pharmaceutical	furosemide	54-31-9	Dissolved	det	14	-	-	14	1.1E+00	-	-	1.1E+00	7.1E+01	n	1.6E-02	-	Out	D2
Pharmaceutical	furosemide	54-31-9	Dissolved	sub	14	-	-	-	1.1E+00	-	-	-	7.1E+01	n	1.6E-02	-	Out	D2
Pharmaceutical	furosemide	54-31-9	Total	det	-	-	-	-	-	-	-	-	7.1E+01	n	-	-	-	-
Pharmaceutical	furosemide	54-31-9	Total	sub	5	5	-	-	4.0E-02	4.0E-02	-	-	7.1E+01	n	5.6E-04	-	Out	D2
Personal Care Product	galaxolide	1222-05-5	Dissolved	det	3	-	-	3	2.9E-02	-	-	2.9E-02	2.4E-01	c	1.2E-01	-	Low	C4
Personal Care Product	galaxolide	1222-05-5	Dissolved	sub	13	-	-	-	2.1E-02	-	-	-	2.4E-01	c	8.6E-02	-	Out	D2
Personal Care Product	galaxolide	1222-05-5	Total	det	2	-	-	2	2.8E-02	-	-	2.8E-02	2.4E-01	c	1.2E-01	-	Low	C4
Personal Care Product	galaxolide	1222-05-5	Total	sub	11	2	-	-	4.0E-02	2.0E-01	-	-	2.4E-01	c	1.7E-01	2.0E-01	Out	D1
Pesticide	gamma-cyhalothrin	76703-62-3	Total	det	42	2	37	3	5.8E-03	5.8E-03	2.9E-03	1.4E-01	4.0E-05	a	1.5E+02	4.8E+01	High	A1
Pesticide	gamma-cyhalothrin	76703-62-3	Total	sub	177	18	102	-	1.2E-03	1.5E-03	1.3E-03	-	4.0E-05	a	3.0E+01	1.3E-01	High	A1
Pharmaceutical	gemfibrozil	25812-30-0	Dissolved	det	14	-	-	14	1.0E+00	-	-	1.0E+00	4.3E-03	c	2.4E+02	-	High	A1
Pharmaceutical	gemfibrozil	25812-30-0	Dissolved	sub	14	-	-	-	1.0E+00	-	-	-	4.3E-03	c	2.4E+02	-	High	A1
Pharmaceutical	gemfibrozil	25812-30-0	Total	det	5	5	-	-	3.6E-02	3.6E-02	-	-	4.3E-03	c	8.5E+00	-	Low	C2
Pharmaceutical	gemfibrozil	25812-30-0	Total	sub	5	5	-	-	3.6E-02	3.6E-02	-	-	4.3E-03	c	8.5E+00	-	Low	C2
Pharmaceutical	glipizide	29094-61-9	Dissolved	det	8	-	-	8	4.3E-02	-	-	4.3E-02	9.0E+00	n	4.8E-03	-	Out	D2
Pharmaceutical	glipizide	29094-61-9	Dissolved	sub	17	-	-	-	2.9E-02	-	-	-	9.0E+00	n	3.2E-03	-	Out	D2
Pharmaceutical	glipizide	29094-61-9	Total	det	-	-	-	-	-	-	-	-	9.0E+00	n	-	-	-	-
Pharmaceutical	glipizide	29094-61-9	Total	sub	5	5	-	-	5.8E-03	5.8E-03	-	-	9.0E+00	n	6.4E-04	-	Out	D2
Pharmaceutical	glyburide	10238-21-8	Dissolved	det	8	-	-	8	1.1E-02	-	-	1.1E-02	6.3E-01	n	1.8E-02	-	Out	D2
Pharmaceutical	glyburide	10238-21-8	Dissolved	sub	17	-	-	-	9.0E-03	-	-	-	6.3E-01	n	1.4E-02	-	Out	D2
Pharmaceutical	glyburide	10238-21-8	Total	det	-	-	-	-	-	-	-	-	6.3E-01	n	-	-	-	-
Pharmaceutical	glyburide	10238-21-8	Total	sub	5	5	-	-	2.9E-03	2.9E-03	-	-	6.3E-01	n	4.6E-03	-	Out	D2
Pesticide	glyphosate	1071-83-6	Dissolved	det	2	-	-	2	3.0E-01	-	-	3.0E-01	1.2E+04	a	2.5E-05	-	Out	D2
Pesticide	glyphosate	1071-83-6	Dissolved	sub	2	-	-	-	3.0E-01	-	-	-	1.2E+04	a	2.5E-05	-	Out	D2
Pesticide	glyphosate	1071-83-6	Total	det	8	-	4	4	1.0E+01	-	1.0E+01	8.9E+00	1.2E+04	a	8.6E-04	8.8E-01	Out	D1
Pesticide	glyphosate	1071-83-6	Total	sub	222	-	209	-	1.7E+00	-	1.7E+00	-	1.2E+04	a	1.4E-04	4.0E+00	Moderate	B2

Class	Compound	CAS #	Matrix	det or sub	N	N (2005 - 2010)	N (2011 - 2015)	N (2016 - 2021)	90 th percentile	90 th percentile (2005-2010)	90 th percentile (2011-2015)	90 th percentile (2015-2021)	MTL	Tox Source	MTQ	trend	Prelim. Monit. Priority	Mon Prior Basis
Pesticide	Halosulfuron-methyl	100784-20-1	Dissolved	det	-	-	-	-	-	-	-	-	4.2E-03	a	-	-	-	-
Pesticide	Halosulfuron-methyl	100784-20-1	Dissolved	sub	6	-	-	-	2.5E+01	-	-	-	4.2E-03	a	6.0E+03	-	High	A1
Pesticide	Hexazinon	51235-04-2	Dissolved	det	86	2	61	23	1.2E-01	5.7E-01	1.2E-01	1.4E-02	7.0E-01	a	1.8E-01	1.1E-01	Out	D1
Pesticide	Hexazinon	51235-04-2	Dissolved	sub	182	90	63	-	8.4E+00	8.4E+00	1.2E-01	-	7.0E-01	a	1.2E+01	1.1E-01	High	A1
Pesticide	Hexazinon	51235-04-2	Total	det	79	-	79	-	1.6E-02	-	1.6E-02	-	7.0E-01	a	2.3E-02	-	Out	D2
Pesticide	Hexazinon	51235-04-2	Total	sub	79	-	79	-	1.6E-02	-	1.6E-02	-	7.0E-01	a	2.3E-02	-	Out	D2
Pharmaceutical	hydrochlorothiazide	58-93-5	Dissolved	det	14	-	-	14	8.7E-01	-	-	8.7E-01	3.0E+00	c	2.9E-01	-	Low	C4
Pharmaceutical	hydrochlorothiazide	58-93-5	Dissolved	sub	14	-	-	-	8.7E-01	-	-	-	3.0E+00	c	2.9E-01	-	Low	C4
Pharmaceutical	hydrochlorothiazide	58-93-5	Total	det	-	-	-	-	-	-	-	-	3.0E+00	c	-	-	-	-
Pharmaceutical	hydrochlorothiazide	58-93-5	Total	sub	5	5	-	-	1.9E-02	1.9E-02	-	-	3.0E+00	c	6.5E-03	-	Out	D2
Pharmaceutical	hydrocodone	125-29-1	Dissolved	det	16	-	-	16	1.1E-01	-	-	1.1E-01	3.5E+02	n	3.1E-04	-	Out	D2
Pharmaceutical	hydrocodone	125-29-1	Dissolved	sub	17	-	-	-	1.1E-01	-	-	-	3.5E+02	n	3.1E-04	-	Out	D2
Pharmaceutical	hydrocodone	125-29-1	Total	det	1	1	-	-	7.2E-03	7.2E-03	-	-	3.5E+02	n	2.1E-05	-	Out	D2
Pharmaceutical	hydrocodone	125-29-1	Total	sub	5	5	-	-	6.1E-03	6.1E-03	-	-	3.5E+02	n	1.8E-05	-	Out	D2
Pharmaceutical	hydrocortisone	50-23-7	Dissolved	det	-	-	-	-	-	-	-	-	1.0E+00	c	-	-	-	-
Pharmaceutical	hydrocortisone	50-23-7	Dissolved	sub	17	-	-	-	1.2E-01	-	-	-	1.0E+00	c	1.2E-01	-	Low	C4
Pharmaceutical	hydrocortisone	50-23-7	Total	det	-	-	-	-	-	-	-	-	1.0E+00	c	-	-	-	-
Pharmaceutical	hydrocortisone	50-23-7	Total	sub	5	5	-	-	5.5E-01	5.5E-01	-	-	1.0E+00	c	5.5E-01	-	Low	C4
Pesticide	Hydroxyatrazine	2163-68-0	Dissolved	det	-	-	-	-	-	-	-	-	1.5E+02	a	-	-	-	-
Pesticide	Hydroxyatrazine	2163-68-0	Dissolved	sub	12	-	5	-	2.0E-03	-	2.0E-03	-	1.5E+02	a	1.3E-05	6.3E+03	Moderate	B2
Pesticide	Hydroxyatrazine	2163-68-0	Total	det	-	-	-	-	-	-	-	-	1.5E+02	a	-	-	-	-
Pesticide	Hydroxyatrazine	2163-68-0	Total	sub	22	-	22	-	2.0E-03	-	2.0E-03	-	1.5E+02	a	1.3E-05	-	Out	D2
Pesticide	Hydroxysimazine	2599-11-3Å	Dissolved	det	-	-	-	-	-	-	-	-	1.8E+01	n	-	-	-	-
Pesticide	Hydroxysimazine	2599-11-3Å	Dissolved	sub	6	-	-	-	2.5E+02	-	-	-	1.8E+01	n	1.4E+01	-	High	A1
Pharmaceutical	ibuprofen	15687-27-1	Dissolved	det	4	-	-	4	1.3E+00	-	-	1.3E+00	1.0E-02	c	1.3E+02	-	High	A1
Pharmaceutical	ibuprofen	15687-27-1	Dissolved	sub	14	-	-	-	7.9E-01	-	-	-	1.0E-02	c	7.9E+01	-	High	A1
Pharmaceutical	ibuprofen	15687-27-1	Total	det	1	1	-	-	3.8E-02	3.8E-02	-	-	1.0E-02	c	3.8E+00	-	Low	C2
Pharmaceutical	ibuprofen	15687-27-1	Total	sub	5	5	-	-	2.9E-02	2.9E-02	-	-	1.0E-02	c	2.9E+00	-	Low	C2
Pesticide	Imidacloprid	138261-41-3	Dissolved	det	26	-	9	17	1.8E-01	-	2.0E-01	1.8E-01	1.0E-02	a	1.8E+01	8.7E-01	High	A1
Pesticide	Imidacloprid	138261-41-3	Dissolved	sub	95	-	63	-	3.8E+00	-	4.9E+00	-	1.0E-02	a	3.8E+02	2.0E-02	High	A1
Pesticide	Imidacloprid	138261-41-3	Total	det	74	-	60	14	2.5E-02	-	3.0E-03	9.2E-01	1.0E-02	a	2.5E+00	3.1E+02	High	A2
Pesticide	Imidacloprid	138261-41-3	Total	sub	138	-	79	-	4.1E-03	-	3.0E-03	-	1.0E-02	a	4.1E-01	9.6E+01	High	A3
Personal Care Product	Indole	120-72-9	Dissolved	det	-	-	-	-	-	-	-	-	2.1E+02	n	-	-	-	-
Personal Care Product	Indole	120-72-9	Dissolved	sub	13	-	-	-	2.0E-02	-	-	-	2.1E+02	n	9.6E-05	-	Out	D2
Personal Care Product	Indole	120-72-9	Total	det	1	1	-	-	2.0E-02	2.0E-02	-	-	2.1E+02	n	9.6E-05	-	Out	D2
Personal Care Product	Indole	120-72-9	Total	sub	11	2	-	-	4.0E-02	1.8E-01	-	-	2.1E+02	n	1.9E-04	2.2E-01	Out	D1
Pesticide	Indoxacarb	173584-44-6	Dissolved	det	-	-	-	-	-	-	-	-	7.5E+00	a	-	-	-	-
Pesticide	Indoxacarb	173584-44-6	Dissolved	sub	29	-	-	-	2.5E+00	-	-	-	7.5E+00	a	3.3E-01	-	Low	C4
Pesticide	Iprodione	36734-19-7	Dissolved	det	9	6	-	3	3.1E-01	5.4E-02	-	3.2E-01	1.2E+02	a	2.6E-03	-	Out	D2
Pesticide	Iprodione	36734-19-7	Dissolved	sub	157	90	40	-	8.7E+00	8.7E+00	4.4E+00	-	1.2E+02	a	7.3E-02	1.8E-02	Out	D1
Personal Care Product	Isoborneol	124-76-5	Dissolved	det	-	-	-	-	-	-	-	-	-	-	-	-	-	-
Personal Care Product	Isoborneol	124-76-5	Dissolved	sub	13	-	-	-	4.5E-02	-	-	-	-	-	-	-	-	-
Personal Care Product	Isoborneol	124-76-5	Total	det	-	-	-	-	-	-	-	-	-	-	-	-	-	-
Personal Care Product	Isoborneol	124-76-5	Total	sub	11	2	-	-	9.0E-02	2.0E-01	-	-	-	-	-	-	-	-
HABs	L-Domoic acid	14277-97-5Å	Total	det	1	-	1	-	1.5E-01	-	1.5E-01	-	3.8E+03	n	4.0E-05	-	Out	D2
HABs	L-Domoic acid	14277-97-5Å	Total	sub	42	-	10	-	3.3E-02	-	4.5E-02	-	3.8E+03	n	8.6E-06	7.3E-01	Out	D1
Personal Care Product	Limonene, d-	5989-27-5	Dissolved	det	-	-	-	-	-	-	-	-	7.4E+01	c	-	-	-	-
Personal Care Product	Limonene, d-	5989-27-5	Dissolved	sub	13	-	-	-	8.0E-02	-	-	-	7.4E+01	c	1.1E-03	-	Out	D2
Personal Care Product	Limonene, d-	5989-27-5	Total	det	-	-	-	-	-	-	-	-	7.4E+01	c	-	-	-	-
Personal Care Product	Limonene, d-	5989-27-5	Total	sub	11	2	-	-	1.6E-01	2.0E-01	-	-	7.4E+01	c	2.2E-03	8.0E-01	Out	D1
Pharmaceutical	lincomycin	154-21-2	Dissolved	det	1	-	-	1	7.4E-03	-	-	7.4E-03	3.0E+02	c	2.5E-05	-	Out	D2
Pharmaceutical	lincomycin	154-21-2	Dissolved	sub	14	-	-	-	6.1E-03	-	-	-	3.0E+02	c	2.0E-05	-	Out	D2
Pharmaceutical	lincomycin	154-21-2	Total	det	-	-	-	-	-	-	-	-	3.0E+02	c	-	-	-	-
Pharmaceutical	lincomycin	154-21-2	Total	sub	5	5	-	-	6.7E-03	6.7E-03	-	-	3.0E+02	c	2.2E-05	-	Out	D2
Pesticide	Linuron	330-55-2	Dissolved	det	3	-	-	3	6.4E-02	-	-	6.4E-02	9.0E-03	a	7.1E+00	-	Low	C2

Class	Compound	CAS #	Matrix	det or sub	N	N (2005 - 2010)	N (2011 - 2015)	N (2016 - 2021)	90 th percentile	90 th percentile (2005-2010)	90 th percentile (2011-2015)	90 th percentile (2015-2021)	MTL	Tox Source	MTQ	trend	Prelim. Monit. Priority	Mon Prior Basis
Pesticide	Linuron	330-55-2	Dissolved	sub	10	-	4	-	3.2E-02	-	2.0E-03	-	9.0E-03	a	3.5E+00	5.0E+03	High	A2
Pesticide	Linuron	330-55-2	Total	det	11	-	6	5	3.5E-01	-	1.5E-01	5.4E-01	9.0E-03	a	3.9E+01	3.6E+00	High	A1
Pesticide	Linuron	330-55-2	Total	sub	219	-	203	-	7.5E-03	-	5.0E-03	-	9.0E-03	a	8.3E-01	4.1E+01	High	A3
Pharmaceutical	lomefloxacin	98079-51-7	Dissolved	det	-	-	-	-	-	-	-	-	8.3E+01	n	-	-	-	-
Pharmaceutical	lomefloxacin	98079-51-7	Dissolved	sub	14	-	-	-	1.3E-02	-	-	-	8.3E+01	n	1.6E-04	-	Out	D2
Pharmaceutical	lomefloxacin	98079-51-7	Total	det	-	-	-	-	-	-	-	-	8.3E+01	n	-	-	-	-
Pharmaceutical	lomefloxacin	98079-51-7	Total	sub	5	5	-	-	3.0E-03	3.0E-03	-	-	8.3E+01	n	3.6E-05	-	Out	D2
Pesticide	Malaoxon	1634-78-2	Dissolved	det	-	-	-	-	-	-	-	-	1.0E+00	c	-	-	-	-
Pesticide	Malaoxon	1634-78-2	Dissolved	sub	13	-	-	-	5.0E-03	-	-	-	1.0E+00	c	5.0E-03	-	Out	D2
Pesticide	malathion	121-75-5	Dissolved	det	1	-	1	-	1.6E-02	-	1.6E-02	-	6.0E-03	a	2.7E+00	-	Low	C2
Pesticide	malathion	121-75-5	Dissolved	sub	43	-	1	-	3.7E-03	-	1.6E-02	-	6.0E-03	a	6.2E-01	2.3E-01	Out	D1
Pesticide	malathion	121-75-5	Total	det	12	5	1	6	3.7E-01	3.3E-01	5.9E-02	9.1E-01	6.0E-03	a	6.1E+01	1.5E+01	High	A1
Pesticide	malathion	121-75-5	Total	sub	141	41	68	-	1.8E-02	3.0E-02	1.8E-02	-	6.0E-03	a	3.0E+00	6.5E+00	High	A2
Pesticide	Mandipropamid	374726-62-2	Dissolved	det	-	-	-	-	-	-	-	-	2.2E+02	a	-	-	-	-
Pesticide	Mandipropamid	374726-62-2	Dissolved	sub	21	-	-	-	3.3E-03	-	-	-	2.2E+02	a	1.5E-05	-	Out	D2
Personal Care Product	Menthol	1490-04-6	Dissolved	det	-	-	-	-	-	-	-	-	2.3E+02	c	-	-	-	-
Personal Care Product	Menthol	1490-04-6	Dissolved	sub	13	-	-	-	1.6E-01	-	-	-	2.3E+02	c	6.9E-04	-	Out	D2
Personal Care Product	Menthol	1490-04-6	Total	det	-	-	-	-	-	-	-	-	2.3E+02	c	-	-	-	-
Personal Care Product	Menthol	1490-04-6	Total	sub	11	2	-	-	3.2E-01	2.0E-01	-	-	2.3E+02	c	1.4E-03	1.6E+00	Low	C3
Pharmaceutical	meprobamate	57-53-4	Dissolved	det	17	-	-	17	3.0E-01	-	-	3.0E-01	2.7E+03	n	1.1E-04	-	Out	D2
Pharmaceutical	meprobamate	57-53-4	Dissolved	sub	17	-	-	-	3.0E-01	-	-	-	2.7E+03	n	1.1E-04	-	Out	D2
Pharmaceutical	meprobamate	57-53-4	Total	det	5	5	-	-	3.0E-02	3.0E-02	-	-	2.7E+03	n	1.1E-05	-	Out	D2
Pharmaceutical	meprobamate	57-53-4	Total	sub	5	5	-	-	3.0E-02	3.0E-02	-	-	2.7E+03	n	1.1E-05	-	Out	D2
Pesticide	Metconazole	125116-23-6	Dissolved	det	-	-	-	-	-	-	-	-	2.9E-01	a	-	-	-	-
Pesticide	Metconazole	125116-23-6	Dissolved	sub	163	90	40	-	1.2E+01	1.2E+01	5.2E+00	-	2.9E-01	a	4.0E+01	1.9E-03	High	A1
Pharmaceutical	metformin	657-24-9	Dissolved	det	17	-	-	17	2.2E+01	-	-	2.2E+01	4.0E+00	c	5.4E+00	-	Low	C2
Pharmaceutical	metformin	657-24-9	Dissolved	sub	17	-	-	-	2.2E+01	-	-	-	4.0E+00	c	5.4E+00	-	Low	C2
Pesticide	Methoxyfenozide	161050-58-4	Dissolved	det	4	-	-	4	4.1E-03	-	-	4.1E-03	3.1E-01	a	1.3E-02	-	Out	D2
Pesticide	Methoxyfenozide	161050-58-4	Dissolved	sub	27	-	-	-	2.8E-03	-	-	-	3.1E-01	a	9.1E-03	-	Out	D2
Personal Care Product	Methyl salicylate	119-36-8	Dissolved	det	-	-	-	-	-	-	-	-	7.9E+01	c	-	-	-	-
Personal Care Product	Methyl salicylate	119-36-8	Dissolved	sub	13	-	-	-	4.0E-02	-	-	-	7.9E+01	c	5.1E-04	-	Out	D2
Personal Care Product	Methyl salicylate	119-36-8	Total	det	-	-	-	-	-	-	-	-	7.9E+01	c	-	-	-	-
Personal Care Product	Methyl salicylate	119-36-8	Total	sub	11	2	-	-	8.0E-02	2.0E-01	-	-	7.9E+01	c	1.0E-03	4.0E-01	Out	D1
Personal Care Product	Methylindole, 3-	83-34-1	Dissolved	det	-	-	-	-	-	-	-	-	8.8E+01	c	-	-	-	-
Personal Care Product	Methylindole, 3-	83-34-1	Dissolved	sub	13	-	-	-	2.0E-02	-	-	-	8.8E+01	c	2.3E-04	-	Out	D2
Personal Care Product	Methylindole, 3-	83-34-1	Total	det	1	1	-	-	1.0E-02	1.0E-02	-	-	8.8E+01	c	1.1E-04	-	Out	D2
Personal Care Product	Methylindole, 3-	83-34-1	Total	sub	11	2	-	-	4.0E-02	1.8E-01	-	-	8.8E+01	c	4.5E-04	2.2E-01	Out	D1
Pesticide	Metolachlor	51218-45-2	Dissolved	det	58	7	51	-	2.3E-02	8.9E-02	2.3E-02	-	1.0E-01	a	2.3E-01	-	Low	C4
Pesticide	Metolachlor	51218-45-2	Dissolved	sub	195	90	63	-	1.5E+00	1.5E+00	2.2E-02	-	1.0E-01	a	1.5E+01	9.1E-01	High	A1
Pesticide	Metolachlor	51218-45-2	Total	det	-	-	-	-	-	-	-	-	1.0E-01	a	-	-	-	-
Pesticide	Metolachlor	51218-45-2	Total	sub	90	2	79	-	2.6E-03	2.0E-01	2.6E-03	-	1.0E-01	a	2.6E-02	1.5E+01	Moderate	B2
Pesticide	Metolachlor OXA	152019-73-3	Dissolved	det	-	-	-	-	-	-	-	-	7.7E+02	c	-	-	-	-
Pesticide	Metolachlor OXA	152019-73-3	Dissolved	sub	6	-	-	-	2.0E+02	-	-	-	7.7E+02	c	2.6E-01	-	Low	C4
Pharmaceutical	metoprolol	51384-51-1	Dissolved	det	17	-	-	17	6.9E-01	-	-	6.9E-01	9.3E+02	c	7.4E-04	-	Out	D2
Pharmaceutical	metoprolol	51384-51-1	Dissolved	sub	17	-	-	-	6.9E-01	-	-	-	9.3E+02	c	7.4E-04	-	Out	D2
Pharmaceutical	metoprolol	51384-51-1	Total	det	3	3	-	-	2.2E-02	2.2E-02	-	-	9.3E+02	n	2.3E-05	-	Out	D2
Pharmaceutical	metoprolol	51384-51-1	Total	sub	5	5	-	-	1.7E-02	1.7E-02	-	-	9.3E+02	n	1.8E-05	-	Out	D2
HABs	Microcystin LA	96180-79-9	Dissolved	det	-	-	-	-	-	-	-	-	1.2E+00	n	-	-	-	-
HABs	Microcystin LA	96180-79-9	Dissolved	sub	2	-	1	-	1.6E-01	-	1.6E-01	-	1.2E+00	n	1.3E-01	1.0E+00	Out	D1
HABs	Microcystin LA	96180-79-9	Total	det	2	-	-	2	1.2E-01	-	-	1.2E-01	1.2E+00	c	9.9E-02	-	Out	D2
HABs	Microcystin LA	96180-79-9	Total	sub	67	-	35	-	1.6E-01	-	2.0E-01	-	1.2E+00	c	1.3E-01	7.8E-01	Out	D1
HABs	Microcystin LR	101043-37-2	Dissolved	det	-	-	-	-	-	-	-	-	1.0E+00	c	-	-	-	-
HABs	Microcystin LR	101043-37-2	Dissolved	sub	2	-	1	-	1.3E-01	-	1.3E-01	-	1.0E+00	c	1.3E-01	1.0E+00	Out	D1
HABs	Microcystin LR	101043-37-2	Total	det	1	-	1	-	2.8E-01	-	2.8E-01	-	1.0E+00	n	2.8E-01	-	Low	C4
HABs	Microcystin LR	101043-37-2	Total	sub	67	-	35	-	1.3E-01	-	2.0E-01	-	1.0E+00	n	1.3E-01	6.3E-01	Out	D1
HABs	Microcystin RR	111755-37-4	Dissolved	det	-	-	-	-	-	-	-	-	1.2E+05	n	-	-	-	-
HABs	Microcystin RR	111755-37-4	Dissolved	sub	1	-	1	-	5.0E-02	-	5.0E-02	-	1.2E+05	n	4.1E-07	-	Out	D2

Class	Compound	CAS #	Matrix	det or sub	N	N (2005 - 2010)	N (2011 - 2015)	N (2016 - 2021)	90 th percentile	90 th percentile (2005-2010)	90 th percentile (2011-2015)	90 th percentile (2015-2021)	MTL	Tox Source	MTQ	trend	Prelim. Monit. Priority	Mon Prior Basis
HABs	Microcystin RR	111755-37-4	Total	det	-	-	-	-	-	-	-	-	1.2E+05	n	-	-	-	-
HABs	Microcystin RR	111755-37-4	Total	sub	67	-	35	-	5.0E-02	-	2.0E-01	-	1.2E+05	n	4.1E-07	2.5E-01	Out	D1
HABs	Microcystin YR	101064-48-6	Dissolved	det	-	-	-	-	-	-	-	-	7.7E-01	n	-	-	-	-
HABs	Microcystin YR	101064-48-6	Dissolved	sub	2	-	1	-	1.0E-01	-	1.0E-01	-	7.7E-01	n	1.4E-01	1.0E+00	Out	D1
HABs	Microcystin YR	101064-48-6	Total	det	-	-	-	-	-	-	-	-	7.7E-01	a	-	-	-	-
HABs	Microcystin YR	101064-48-6	Total	sub	67	-	35	-	1.0E-01	-	2.0E-01	-	7.7E-01	a	1.4E-01	5.2E-01	Out	D1
Pesticide	MYCLOBUTANIL	88671-89-0	Dissolved	det	49	44	-	5	1.4E-01	2.0E-01	-	6.8E-02	8.3E+01	a	1.7E-03	-	Out	D2
Pesticide	MYCLOBUTANIL	88671-89-0	Dissolved	sub	163	90	40	-	6.0E+00	9.2E+00	6.0E+00	-	8.3E+01	a	7.2E-02	1.0E-03	Out	D1
Pharmaceutical	naproxen	22204-53-1	Dissolved	det	14	-	-	14	1.6E+00	-	-	1.6E+00	1.0E+00	c	1.6E+00	-	Low	C2
Pharmaceutical	naproxen	22204-53-1	Dissolved	sub	14	-	-	-	1.6E+00	-	-	-	1.0E+00	c	1.6E+00	-	Low	C2
Pharmaceutical	naproxen	22204-53-1	Total	det	1	1	-	-	8.2E-03	8.2E-03	-	-	1.0E+00	c	8.2E-03	-	Out	D2
Pharmaceutical	naproxen	22204-53-1	Total	sub	5	5	-	-	6.1E-03	6.1E-03	-	-	1.0E+00	c	6.1E-03	-	Out	D2
PFAS	N-EtFOSAA	909405-49-8	Total	det	4	4	-	-	3.7E-04	3.7E-04	-	-	-	-	-	-	-	-
PFAS	N-EtFOSAA	909405-49-8	Total	sub	6	6	-	-	3.5E-04	3.5E-04	-	-	-	-	-	-	-	-
PFAS	N-MeFOSAA	2355-31-9	Total	det	-	-	-	-	-	-	-	-	4.1E+01	n	-	-	-	-
PFAS	N-MeFOSAA	2355-31-9	Total	sub	6	6	-	-	2.0E-04	2.0E-04	-	-	4.1E+01	n	4.9E-06	-	Out	D2
HABs	Nodularin	118399-22-7	Dissolved	det	-	-	-	-	-	-	-	-	1.7E+00	n	-	-	-	-
HABs	Nodularin	118399-22-7	Dissolved	sub	1	-	1	-	3.7E-02	-	3.7E-02	-	1.7E+00	n	2.2E-02	-	Out	D2
HABs	Nodularin	118399-22-7	Total	det	-	-	-	-	-	-	-	-	1.7E+00	n	-	-	-	-
HABs	Nodularin	118399-22-7	Total	sub	41	-	10	-	3.7E-02	-	3.7E-02	-	1.7E+00	n	2.2E-02	1.0E+00	Out	D1
Pharmaceutical	Norethindrone	68-22-4	Dissolved	det	-	-	-	-	-	-	-	-	3.7E-03	c	-	-	-	-
Pharmaceutical	Norethindrone	68-22-4	Dissolved	sub	-	-	-	-	-	-	-	-	3.7E-03	c	-	-	-	-
Pharmaceutical	norfloxacin	70458-96-7	Dissolved	det	-	-	-	-	-	-	-	-	1.2E+02	c	-	-	-	-
Pharmaceutical	norfloxacin	70458-96-7	Dissolved	sub	14	-	-	-	4.0E-02	-	-	-	1.2E+02	c	3.3E-04	-	Out	D2
Pharmaceutical	norfloxacin	70458-96-7	Total	det	-	-	-	-	-	-	-	-	1.2E+02	c	-	-	-	-
Pharmaceutical	norfloxacin	70458-96-7	Total	sub	5	5	-	-	1.5E-02	1.5E-02	-	-	1.2E+02	c	1.2E-04	-	Out	D2
Pharmaceutical	norfluoxetine	83891-03-6Å	Dissolved	det	6	-	-	6	1.1E-02	-	-	1.1E-02	3.0E+02	c	3.7E-05	-	Out	D2
Pharmaceutical	norfluoxetine	83891-03-6Å	Dissolved	sub	17	-	-	-	7.7E-03	-	-	-	3.0E+02	c	2.6E-05	-	Out	D2
Pharmaceutical	norfluoxetine	83891-03-6Å	Total	det	-	-	-	-	-	-	-	-	3.0E+02	c	-	-	-	-
Pharmaceutical	norfluoxetine	83891-03-6Å	Total	sub	5	5	-	-	1.5E-03	1.5E-03	-	-	3.0E+02	c	4.9E-06	-	Out	D2
Pharmaceutical	norverapamil	67018-85-3	Dissolved	det	14	-	-	14	1.2E-02	-	-	1.2E-02	1.1E+01	n	1.1E-03	-	Out	D2
Pharmaceutical	norverapamil	67018-85-3	Dissolved	sub	17	-	-	-	1.1E-02	-	-	-	1.1E+01	n	1.1E-03	-	Out	D2
Pharmaceutical	norverapamil	67018-85-3	Total	det	-	-	-	-	-	-	-	-	1.1E+01	n	-	-	-	-
Pharmaceutical	norverapamil	67018-85-3	Total	sub	5	5	-	-	1.5E-04	1.5E-04	-	-	1.1E+01	n	1.4E-05	-	Out	D2
Pesticide	NTN33893-urea	120868-66-8	Dissolved	det	-	-	-	-	-	-	-	-	1.5E+03	n	-	-	-	-
Pesticide	NTN33893-urea	120868-66-8	Dissolved	sub	21	-	-	-	4.0E-03	-	-	-	1.5E+03	n	2.7E-06	-	Out	D2
Pharmaceutical	ofloxacin	82419-36-1	Dissolved	det	14	-	-	14	3.4E-01	-	-	3.4E-01	1.2E+02	c	2.8E-03	-	Out	D2
Pharmaceutical	ofloxacin	82419-36-1	Dissolved	sub	14	-	-	-	3.4E-01	-	-	-	1.2E+02	c	2.8E-03	-	Out	D2
Pharmaceutical	ofloxacin	82419-36-1	Total	det	-	-	-	-	-	-	-	-	1.2E+02	c	-	-	-	-
Pharmaceutical	ofloxacin	82419-36-1	Total	sub	5	5	-	-	1.4E-02	1.4E-02	-	-	1.2E+02	c	1.2E-04	-	Out	D2
HABs	Okadaic acid	78111-17-8	Dissolved	det	-	-	-	-	-	-	-	-	4.7E+01	n	-	-	-	-
HABs	Okadaic acid	78111-17-8	Dissolved	sub	2	-	1	-	5.3E-02	-	5.3E-02	-	4.7E+01	n	1.1E-03	1.0E+00	Out	D1
HABs	Okadaic acid	78111-17-8	Total	det	-	-	-	-	-	-	-	-	4.7E+01	n	-	-	-	-
HABs	Okadaic acid	78111-17-8	Total	sub	42	-	10	-	5.3E-02	-	5.3E-02	-	4.7E+01	n	1.1E-03	1.0E+00	Out	D1
Pharmaceutical	ormetoprim	6981-18-6	Dissolved	det	-	-	-	-	-	-	-	-	2.5E+02	n	-	-	-	-
Pharmaceutical	ormetoprim	6981-18-6	Dissolved	sub	14	-	-	-	1.2E-03	-	-	-	2.5E+02	n	4.8E-06	-	Out	D2
Pharmaceutical	ormetoprim	6981-18-6	Total	det	-	-	-	-	-	-	-	-	2.5E+02	n	-	-	-	-
Pharmaceutical	ormetoprim	6981-18-6	Total	sub	5	5	-	-	5.8E-04	5.8E-04	-	-	2.5E+02	n	2.3E-06	-	Out	D2
Pesticide	Oryzalin	19044-88-3	Dissolved	det	-	-	-	-	-	-	-	-	1.3E+00	a	-	-	-	-
Pesticide	Oryzalin	19044-88-3	Dissolved	sub	27	-	-	-	5.0E-03	-	-	-	1.3E+00	a	3.8E-03	-	Out	D2
Pesticide	Oryzalin	19044-88-3	Total	det	-	-	-	-	-	-	-	-	1.3E+00	a	-	-	-	-
Pesticide	Oryzalin	19044-88-3	Total	sub	89	-	89	-	5.2E-01	-	5.2E-01	-	1.3E+00	a	4.0E-01	-	Low	C4
Pesticide	OXADIAZON	19666-30-9	Dissolved	det	81	80	1	-	4.5E-04	4.5E-04	7.0E-06	-	8.8E-02	a	5.1E-03	-	Out	D2
Pesticide	OXADIAZON	19666-30-9	Dissolved	sub	105	80	1	-	4.3E-04	4.5E-04	7.0E-06	-	8.8E-02	a	4.9E-03	3.0E+02	Moderate	B2
Pesticide	OXADIAZON	19666-30-9	Total	det	232	150	47	35	9.1E-03	2.0E-02	3.2E-03	1.8E-03	8.8E-02	a	1.0E-01	5.5E-01	Out	D1
Pesticide	OXADIAZON	19666-30-9	Total	sub	284	165	81	-	4.6E-03	1.3E-02	1.9E-03	-	8.8E-02	a	5.3E-02	9.2E-01	Out	D1
Pharmaceutical	Oxazepam	604-75-1	Dissolved	det	-	-	-	-	-	-	-	-	3.7E+00	c	-	-	-	-
Pharmaceutical	Oxazepam	604-75-1	Dissolved	sub	-	-	-	-	-	-	-	-	3.7E+00	c	-	-	-	-
Pesticide	Paclotrazol(PP333)	76738-62-0	Dissolved	det	-	-	-	-	-	-	-	-	8.0E-01	a	-	-	-	-
Pesticide	Paclotrazol(PP333)	76738-62-0	Dissolved	sub	23	-	-	-	6.2E-03	-	-	-	8.0E-01	a	7.7E-03	-	Out	D2
Pesticide	parathion	56-38-2	Total	det	-	-	-	-	-	-	-	-	2.0E-04	c	-	-	-	-
Pesticide	parathion	56-38-2	Total	sub	91	26	52	-	3.0E-03	3.0E-02	3.0E-03	-	2.0E-04	c	1.5E+01	2.7E+00	High	A1
Pharmaceutical	paroxetine	61869-08-7	Dissolved	det	3	-	-	3	6.1E-03	-	-	6.1E-03	2.2E+01	c	2.8E-04	-	Out	D2
Pharmaceutical	paroxetine	61869-08-7	Dissolved	sub	17	-	-	-	8.0E-03	-	-	-	2.2E+01	c	3.6E-04	-	Out	D2

Class	Compound	CAS #	Matrix	det or sub	N	N (2005 - 2010)	N (2011 - 2015)	N (2016 - 2021)	90 th percentile	90 th percentile (2005-2010)	90 th percentile (2011-2015)	90 th percentile (2016-2021)	MTL	Tox Source	MTQ	trend	Prelim. Monit. Priority	Mon Prior Basis
Pharmaceutical	paroxetine	61869-08-7	Total	det	-	-	-	-	-	-	-	-	2.2E+01	c	-	-	-	-
Pharmaceutical	paroxetine	61869-08-7	Total	sub	5	5	-	-	3.9E-03	3.9E-03	-	-	2.2E+01	c	1.8E-04	-	Out	D2
PBDE	PBDE 003	101-55-3	Total	det	-	-	-	-	-	-	-	-	5.9E+00	n	-	-	-	-
PBDE	PBDE 003	101-55-3	Total	sub	17	17	-	-	9.2E+00	9.2E+00	-	-	5.9E+00	n	1.6E+00	-	Low	C2
PBDE	PBDE 007	171977-44-9	Dissolved	det	37	31	5	1	3.5E-06	3.6E-06	3.2E-06	7.1E-08	7.0E+00	nl	5.0E-07	2.2E-02	Out	D1
PBDE	PBDE 007	171977-44-9	Dissolved	sub	37	31	5	-	3.5E-06	3.6E-06	3.2E-06	-	7.0E+00	nl	5.0E-07	2.2E-02	Out	D1
PBDE	PBDE 007	171977-44-9	Total	det	383	279	91	13	5.1E-06	4.7E-06	7.0E-06	9.0E-07	7.0E+00	nl	7.3E-07	1.3E-01	Out	D1
PBDE	PBDE 007	171977-44-9	Total	sub	444	314	112	-	4.7E-06	4.2E-06	6.2E-06	-	7.0E+00	nl	6.7E-07	1.5E-01	Out	D1
PBDE	PBDE 008	147217-71-8	Dissolved	det	37	31	5	1	1.3E-06	1.4E-06	1.2E-06	1.3E-07	1.1E+01	nl	1.2E-07	1.1E-01	Out	D1
PBDE	PBDE 008	147217-71-8	Dissolved	sub	37	31	5	-	1.3E-06	1.4E-06	1.2E-06	-	1.1E+01	nl	1.2E-07	1.1E-01	Out	D1
PBDE	PBDE 008	147217-71-8	Total	det	395	287	93	15	3.8E-06	3.5E-06	4.3E-06	1.2E-06	1.1E+01	-	3.5E-07	2.8E-01	Out	D1
PBDE	PBDE 008	147217-71-8	Total	sub	450	312	120	-	3.4E-06	3.4E-06	4.1E-06	-	1.1E+01	-	3.1E-07	3.0E-01	Out	D1
PBDE	PBDE 010	51930-04-2	Dissolved	det	2	2	-	-	1.4E-07	1.4E-07	-	-	-	-	-	-	-	-
PBDE	PBDE 010	51930-04-2	Dissolved	sub	37	31	5	-	5.9E-08	5.5E-08	2.6E-07	-	-	-	-	-	-	-
PBDE	PBDE 010	51930-04-2	Total	det	41	20	20	1	2.6E-07	1.7E-07	3.3E-07	1.1E-07	-	-	-	-	-	-
PBDE	PBDE 010	51930-04-2	Total	sub	432	302	112	-	1.6E-07	1.4E-07	3.8E-07	-	-	-	-	-	-	-
PBDE	PBDE 012	189084-59-1	Dissolved	det	22	19	2	1	1.8E-07	1.8E-07	1.5E-07	3.8E-08	-	-	-	-	-	-
PBDE	PBDE 012	189084-59-1	Dissolved	sub	31	25	5	-	1.5E-07	1.6E-07	1.4E-07	-	-	-	-	-	-	-
PBDE	PBDE 012	189084-59-1	Total	det	344	260	75	9	2.8E-06	2.4E-06	3.3E-06	2.0E-06	-	-	-	-	-	-
PBDE	PBDE 012	189084-59-1	Total	sub	449	311	120	-	2.1E-06	2.1E-06	2.2E-06	-	-	-	-	-	-	-
PBDE	PBDE 015	2050-47-7	Dissolved	det	27	24	2	1	1.1E-06	1.1E-06	5.2E-07	2.0E-07	1.5E+01	n	6.9E-08	3.8E-01	Out	D1
PBDE	PBDE 015	2050-47-7	Dissolved	sub	27	24	2	-	1.1E-06	1.1E-06	5.2E-07	-	1.5E+01	n	6.9E-08	3.8E-01	Out	D1
PBDE	PBDE 015	2050-47-7	Total	det	427	302	107	18	1.4E-05	1.3E-05	2.7E-05	6.0E-06	1.5E+01	nl	8.9E-07	2.2E-01	Out	D1
PBDE	PBDE 015	2050-47-7	Total	sub	432	302	112	-	1.3E-05	1.3E-05	2.5E-05	-	1.5E+01	nl	8.9E-07	2.4E-01	Out	D1
PBDE	PBDE 017	147217-75-2	Dissolved	det	36	35	-	1	7.3E-06	7.4E-06	-	7.0E-07	2.2E+00	nl	3.3E-06	9.4E-02	Out	D1
PBDE	PBDE 017	147217-75-2	Dissolved	sub	36	35	-	-	7.3E-06	7.4E-06	-	-	2.2E+00	nl	3.3E-06	9.4E-02	Out	D1
PBDE	PBDE 017	147217-75-2	Total	det	430	312	103	15	1.2E-04	1.1E-04	1.2E-04	6.6E-06	2.2E+00	nl	5.2E-05	5.3E-02	Out	D1
PBDE	PBDE 017	147217-75-2	Total	sub	458	312	125	-	1.0E-04	1.1E-04	1.1E-04	-	2.2E+00	nl	4.8E-05	1.7E+00	Low	C3
PBDE	PBDE 025	147217-77-4	Dissolved	det	-	-	-	-	-	-	-	-	-	-	-	-	-	-
PBDE	PBDE 025	147217-77-4	Dissolved	sub	-	-	-	-	-	-	-	-	-	-	-	-	-	-
PBDE	PBDE 025	147217-77-4	Total	det	-	-	-	-	-	-	-	-	-	-	-	-	-	-
PBDE	PBDE 025	147217-77-4	Total	sub	-	-	-	-	-	-	-	-	-	-	-	-	-	-
PBDE	PBDE 028	41318-75-6	Dissolved	det	49	35	13	1	1.2E-03	2.0E-06	4.1E-03	1.2E-06	4.0E-01	c	3.1E-03	2.9E-04	Out	D1
PBDE	PBDE 028	41318-75-6	Dissolved	sub	77	35	41	-	1.6E-04	2.0E-06	1.3E-03	-	4.0E-01	c	4.0E-04	8.9E-04	Out	D1
PBDE	PBDE 028	41318-75-6	Total	det	436	308	111	17	1.6E-04	1.3E-04	2.1E-04	1.0E-05	4.0E-01	c	3.9E-04	4.7E-02	Out	D1
PBDE	PBDE 028	41318-75-6	Total	sub	455	308	126	-	1.5E-04	1.3E-04	2.1E-04	-	4.0E-01	c	3.9E-04	1.3E+00	Out	D1
PBDE	PBDE 030	155999-95-4	Dissolved	det	2	2	-	-	2.0E-07	2.0E-07	-	-	1.9E+00	nl	1.0E-07	-	Out	D2
PBDE	PBDE 030	155999-95-4	Dissolved	sub	37	31	5	-	7.2E-08	5.7E-08	1.5E-07	-	1.9E+00	nl	3.8E-08	-	Out	D2
PBDE	PBDE 030	155999-95-4	Total	det	15	9	6	-	2.4E-06	3.2E-06	3.0E-07	-	1.9E+00	nl	1.3E-06	-	Out	D2
PBDE	PBDE 030	155999-95-4	Total	sub	449	314	117	-	2.1E-07	1.8E-07	1.2E-06	-	1.9E+00	nl	1.1E-07	-	Out	D2
PBDE	PBDE 032	189084-60-4	Dissolved	det	10	10	-	-	2.3E-07	2.3E-07	-	-	-	-	-	-	-	-
PBDE	PBDE 032	189084-60-4	Dissolved	sub	35	29	5	-	1.1E-07	1.4E-07	1.2E-07	-	-	-	-	-	-	-
PBDE	PBDE 032	189084-60-4	Total	det	124	100	23	1	1.7E-06	1.3E-06	2.3E-06	4.1E-08	-	-	-	-	-	-
PBDE	PBDE 032	189084-60-4	Total	sub	443	313	112	-	3.4E-07	3.6E-07	8.9E-07	-	-	-	-	-	-	-
PBDE	PBDE 033	147217-78-5	Dissolved	det	-	-	-	-	-	-	-	-	-	-	-	-	-	-
PBDE	PBDE 033	147217-78-5	Dissolved	sub	-	-	-	-	-	-	-	-	-	-	-	-	-	-
PBDE	PBDE 033	147217-78-5	Total	det	-	-	-	-	-	-	-	-	-	-	-	-	-	-
PBDE	PBDE 033	147217-78-5	Total	sub	-	-	-	-	-	-	-	-	-	-	-	-	-	-
PBDE	PBDE 035	147217-80-9	Dissolved	det	9	9	-	-	2.1E-07	2.1E-07	-	-	3.3E+00	nl	6.2E-08	-	Out	D2
PBDE	PBDE 035	147217-80-9	Dissolved	sub	32	26	5	-	1.7E-07	1.8E-07	8.5E-08	-	3.3E+00	nl	5.3E-08	-	Out	D2
PBDE	PBDE 035	147217-80-9	Total	det	250	209	40	1	2.5E-05	2.7E-05	1.2E-05	9.1E-08	3.3E+00	nl	7.7E-06	7.4E-03	Out	D1
PBDE	PBDE 035	147217-80-9	Total	sub	412	282	112	-	1.6E-05	2.0E-05	6.3E-06	-	3.3E+00	nl	4.9E-06	1.9E-01	Out	D1
PBDE	PBDE 037	147217-81-0	Dissolved	det	14	13	-	1	2.0E-07	2.0E-07	-	4.2E-08	4.2E+00	nl	4.9E-08	-	Out	D2
PBDE	PBDE 037	147217-81-0	Dissolved	sub	30	24	5	-	1.5E-07	1.9E-07	2.7E-07	-	4.2E+00	nl	3.5E-08	1.5E-01	Out	D1
PBDE	PBDE 037	147217-81-0	Total	det	277	189	81	7	1.0E-05	9.0E-06	1.2E-05	6.1E-06	4.2E+00	nl	2.4E-06	4.9E-01	Out	D1
PBDE	PBDE 037	147217-81-0	Total	sub	366	240	108	-	8.0E-06	7.9E-06	9.4E-06	-	4.2E+00	nl	1.9E-06	6.5E-01	Out	D1
PBDE	PBDE 047	5436-43-1	Dissolved	det	74	32	41	1	3.4E-03	3.6E-05	4.0E-03	7.9E-06	4.6E-03	c	7.3E-01	2.0E-03	Out	D1
PBDE	PBDE 047	5436-43-1	Dissolved	sub	87	32	41	-	3.1E-03	3.6E-05	4.0E-03	-	4.6E-03	c	6.7E-01	5.1E+00	High	A3
PBDE	PBDE 047	5436-43-1	Total	det	424	293	113	18	4.9E-03	3.6E-03	7.1E-03	8.8E-05	4.6E-03	c	1.1E+00	1.2E-02	Low	C1
PBDE	PBDE 047	5436-43-1	Total	sub	432	293	118	-	4.7E-03	3.6E-03	7.1E-03	-	4.6E-03	c	1.0E+00	2.3E-02	Low	C1
PBDE	PBDE 049	243982-82-3	Dissolved	det	55	31	24	-	1.4E-03	3.3E-06	3.6E-03	-	1.6E+00	nl	8.5E-04	-	Out	D2
PBDE	PBDE 049	243982-82-3	Dissolved	sub	73	31	41	-	1.2E-03	3.3E-06	2.8E-03	-	1.6E+00	nl	7.2E-04	-	Out	D2
PBDE	PBDE 049	243982-82-3	Total	det	439	314	110	15	2.4E-04	2.1E-04	4.3E-04	8.3E-06	1.6E+00	nl	1.5E-04	1.9E-02	Out	D1
PBDE	PBDE 049	243982-82-3	Total	sub	450	314	118	-	2.3E-04	2.1E-04	4.2E-04	-	1.6E+00	nl	1.4E-04	2.0E-02	Out	D1
PBDE	PBDE 051	189084-57-9	Dissolved	det	30	30	-	-	8.1E-07	8.1E-07	-	-	-	-	-	-	-	-
PBDE	PBDE 051	189084-57-9	Dissolved	sub	32	31	-	-	8.1E-07	8.1E-07	-	-	-	-	-	-	-	-
PBDE	PBDE 051	189084-57-9	Total	det	411	301	99	11	2.7E-05	2.2E-05	4.1E-05	6.1E-07	-	-	-	-	-	-

Class	Compound	CAS #	Matrix	det or sub	N	N (2005 - 2010)	N (2011 - 2015)	N (2016 - 2021)	90 th percentile	90 th percentile (2005-2010)	90 th percentile (2011-2015)	90 th percentile (2016-2021)	MTL	Tox Source	MTQ	trend	Prelim. Monit. Priority	Mon Prior Basis
PBDE	PBDE 051	189084-57-9	Total	sub	444	314	112	-	2.5E-05	2.1E-05	4.0E-05	-	-	-	-	-	-	-
PBDE	PBDE 066	189084-61-5	Dissolved	det	24	23	-	1	1.3E-06	1.3E-06	-	3.1E-07	1.9E+00	n	6.6E-07	-	Out	D2
PBDE	PBDE 066	189084-61-5	Dissolved	sub	60	23	36	-	2.0E-04	1.3E-06	2.0E-04	-	1.9E+00	n	1.0E-04	1.6E-03	Out	D1
PBDE	PBDE 066	189084-61-5	Total	det	388	273	103	12	2.0E-04	1.9E-04	3.3E-04	7.9E-06	1.9E+00	n	1.0E-04	2.4E-02	Out	D1
PBDE	PBDE 066	189084-61-5	Total	sub	419	280	118	-	2.0E-04	1.9E-04	3.3E-04	-	1.9E+00	n	1.0E-04	6.3E-01	Out	D1
PBDE	PBDE 071	189084-62-6	Dissolved	det	27	26	-	1	4.4E-07	4.4E-07	-	1.0E-07	1.5E+00	nl	2.9E-07	-	Out	D2
PBDE	PBDE 071	189084-62-6	Dissolved	sub	33	27	5	-	4.2E-07	4.4E-07	2.1E-07	-	1.5E+00	nl	2.8E-07	4.9E-01	Out	D1
PBDE	PBDE 071	189084-62-6	Total	det	385	278	95	12	4.3E-05	3.6E-05	4.6E-05	1.2E-06	1.5E+00	nl	2.8E-05	2.5E-02	Out	D1
PBDE	PBDE 071	189084-62-6	Total	sub	441	309	111	-	3.7E-05	3.3E-05	4.5E-05	-	1.5E+00	nl	2.5E-05	3.8E+00	Moderate	B2
PBDE	PBDE 075	189084-63-7	Dissolved	det	17	17	-	-	1.3E-07	1.3E-07	-	-	4.1E+00	nl	3.1E-08	-	Out	D2
PBDE	PBDE 075	189084-63-7	Dissolved	sub	31	25	5	-	1.0E-07	1.2E-07	3.1E-08	-	4.1E+00	nl	2.5E-08	-	Out	D2
PBDE	PBDE 075	189084-63-7	Total	det	263	180	78	5	1.9E-05	1.5E-05	2.4E-05	3.0E-05	4.1E+00	nl	4.7E-06	1.2E+00	Out	D1
PBDE	PBDE 075	189084-63-7	Total	sub	423	295	110	-	1.3E-05	1.1E-05	2.0E-05	-	4.1E+00	nl	3.1E-06	1.5E+00	Low	C3
PBDE	PBDE 077	93703-48-1	Dissolved	det	6	5	1	-	9.5E-08	1.0E-07	7.0E-09	-	2.1E+00	nl	4.5E-08	-	Out	D2
PBDE	PBDE 077	93703-48-1	Dissolved	sub	37	31	5	-	2.1E-08	2.1E-08	8.0E-09	-	2.1E+00	nl	1.0E-08	-	Out	D2
PBDE	PBDE 077	93703-48-1	Total	det	138	94	42	2	5.5E-06	6.7E-06	2.8E-06	3.3E-07	2.1E+00	nl	2.6E-06	1.2E-01	Out	D1
PBDE	PBDE 077	93703-48-1	Total	sub	439	309	112	-	2.0E-06	2.3E-06	1.4E-06	-	2.1E+00	nl	9.4E-07	2.4E-01	Out	D1
PBDE	PBDE 079	446254-48-4	Dissolved	det	8	8	-	-	3.9E-07	3.9E-07	-	-	-	-	-	-	-	-
PBDE	PBDE 079	446254-48-4	Dissolved	sub	24	23	-	-	3.1E-07	3.4E-07	-	-	-	-	-	-	-	-
PBDE	PBDE 079	446254-48-4	Total	det	176	120	55	1	3.8E-05	4.8E-05	2.0E-05	1.1E-07	-	-	-	-	-	-
PBDE	PBDE 079	446254-48-4	Total	sub	392	262	112	-	1.1E-05	1.3E-05	1.1E-05	-	-	-	-	-	-	-
PBDE	PBDE 085	182346-21-0	Dissolved	det	23	17	5	1	5.9E-07	5.7E-07	5.7E-07	1.2E-07	9.0E-01	n	6.6E-07	2.0E-01	Out	D1
PBDE	PBDE 085	182346-21-0	Dissolved	sub	60	18	41	-	2.0E-04	5.7E-07	2.0E-04	-	9.0E-01	n	2.2E-04	5.7E-04	Out	D1
PBDE	PBDE 085	182346-21-0	Total	det	352	234	104	14	2.8E-04	2.3E-04	4.6E-04	2.9E-06	9.0E-01	n	3.2E-04	6.4E-03	Out	D1
PBDE	PBDE 085	182346-21-0	Total	sub	371	240	110	-	2.8E-04	2.3E-04	4.4E-04	-	9.0E-01	n	3.1E-04	8.2E-01	Out	D1
PBDE	PBDE 099	60348-60-9	Dissolved	det	34	7	26	1	4.0E-03	1.2E-05	4.1E-03	2.3E-06	3.9E-03	c	1.0E+00	5.5E-04	Low	C1
PBDE	PBDE 099	60348-60-9	Dissolved	sub	48	7	40	-	3.9E-03	1.2E-05	3.9E-03	-	3.9E-03	c	1.0E+00	5.8E-04	Low	C1
PBDE	PBDE 099	60348-60-9	Total	det	363	236	109	18	6.2E-03	4.8E-03	9.1E-03	6.2E-05	3.9E-03	c	1.6E+00	6.8E-03	Low	C1
PBDE	PBDE 099	60348-60-9	Total	sub	371	236	114	-	6.0E-03	4.8E-03	8.9E-03	-	3.9E-03	c	1.5E+00	3.7E-02	Low	C1
PBDE	PBDE 100	189084-64-8	Dissolved	det	27	18	8	1	2.1E-04	7.0E-06	2.7E-04	7.3E-07	2.3E-03	c	9.2E-02	2.7E-03	Out	D1
PBDE	PBDE 100	189084-64-8	Dissolved	sub	58	18	39	-	2.0E-04	7.0E-06	2.0E-04	-	2.3E-03	c	8.7E-02	3.6E-03	Out	D1
PBDE	PBDE 100	189084-64-8	Total	det	390	265	109	16	1.4E-03	1.0E-03	2.0E-03	1.7E-05	2.3E-03	c	6.0E-01	8.4E-03	Out	D1
PBDE	PBDE 100	189084-64-8	Total	sub	401	265	115	-	1.3E-03	1.0E-03	2.0E-03	-	2.3E-03	c	5.7E-01	5.6E-02	Out	D1
PBDE	PBDE 105	373594-78-6	Dissolved	det	1	1	-	-	2.0E-07	2.0E-07	-	-	-	-	-	-	-	-
PBDE	PBDE 105	373594-78-6	Dissolved	sub	32	26	5	-	1.5E-07	1.7E-07	8.2E-08	-	-	-	-	-	-	-
PBDE	PBDE 105	373594-78-6	Total	det	9	6	2	1	3.8E-05	5.4E-05	2.9E-06	5.5E-08	-	-	-	-	-	-
PBDE	PBDE 105	373594-78-6	Total	sub	429	299	112	-	4.7E-07	4.1E-07	3.7E-06	-	-	-	-	-	-	-
PBDE	PBDE 116	189084-65-9	Dissolved	det	6	5	1	-	2.1E-07	1.6E-07	2.6E-07	-	-	-	-	-	-	-
PBDE	PBDE 116	189084-65-9	Dissolved	sub	31	25	5	-	2.1E-07	2.2E-07	2.0E-07	-	-	-	-	-	-	-
PBDE	PBDE 116	189084-65-9	Total	det	29	23	4	2	2.2E-05	2.5E-05	1.9E-05	7.5E-07	-	-	-	-	-	-
PBDE	PBDE 116	189084-65-9	Total	sub	434	311	105	-	5.8E-07	4.9E-07	4.9E-06	-	-	-	-	-	-	-
PBDE	PBDE 119	189084-66-0	Dissolved	det	9	8	-	1	1.9E-07	2.2E-07	-	7.1E-08	2.5E+00	nl	7.8E-08	-	Out	D2
PBDE	PBDE 119	189084-66-0	Dissolved	sub	36	30	5	-	8.5E-08	1.2E-07	6.9E-08	-	2.5E+00	nl	3.4E-08	1.0E+00	Out	D1
PBDE	PBDE 119	189084-66-0	Total	det	236	147	82	7	5.4E-05	4.0E-05	7.6E-05	2.8E-05	2.5E+00	nl	2.2E-05	3.7E-01	Out	D1
PBDE	PBDE 119	189084-66-0	Total	sub	427	290	119	-	3.3E-05	2.6E-05	5.2E-05	-	2.5E+00	nl	1.3E-05	5.3E-01	Out	D1
PBDE	PBDE 126	366791-32-4	Dissolved	det	2	2	-	-	1.4E-07	1.4E-07	-	-	1.2E+00	nl	1.1E-07	-	Out	D2
PBDE	PBDE 126	366791-32-4	Dissolved	sub	37	31	5	-	5.0E-08	5.4E-08	3.8E-08	-	1.2E+00	nl	4.2E-08	-	Out	D2
PBDE	PBDE 126	366791-32-4	Total	det	54	40	11	3	1.4E-05	1.3E-05	1.2E-05	1.2E-05	1.2E+00	nl	1.1E-05	9.9E-01	Out	D1
PBDE	PBDE 126	366791-32-4	Total	sub	419	296	105	-	2.4E-07	3.4E-07	1.7E-06	-	1.2E+00	nl	2.0E-07	6.8E+00	Moderate	B2
PBDE	PBDE 128	182677-28-7	Dissolved	det	2	2	-	-	2.4E-07	2.4E-07	-	-	-	-	-	-	-	-
PBDE	PBDE 128	182677-28-7	Dissolved	sub	37	31	5	-	2.5E-07	2.5E-07	3.8E-07	-	-	-	-	-	-	-
PBDE	PBDE 128	182677-28-7	Total	det	62	51	10	1	4.0E-05	3.6E-05	9.8E-05	1.4E-05	-	-	-	-	-	-
PBDE	PBDE 128	182677-28-7	Total	sub	441	308	112	-	6.5E-07	2.2E-06	1.4E-05	-	-	-	-	-	-	-
PBDE	PBDE 138	182677-30-1	Dissolved	det	8	7	1	-	3.0E-07	3.3E-07	1.9E-07	-	5.4E-01	n	5.5E-07	-	Out	D2
PBDE	PBDE 138	182677-30-1	Dissolved	sub	65	23	41	-	2.0E-04	1.9E-07	2.0E-04	-	5.4E-01	n	3.7E-04	-	Out	D2
PBDE	PBDE 138	182677-30-1	Total	det	328	228	91	9	1.2E-04	9.2E-05	1.6E-04	3.5E-05	5.4E-01	n	2.1E-04	2.2E-01	Out	D1
PBDE	PBDE 138	182677-30-1	Total	sub	401	257	123	-	1.0E-04	8.4E-05	1.3E-04	-	5.4E-01	n	1.9E-04	9.2E-01	Out	D1
PBDE	PBDE 140	243982-83-4	Dissolved	det	7	6	1	-	1.7E-07	1.8E-07	9.4E-08	-	8.9E-01	nl	1.9E-07	-	Out	D2
PBDE	PBDE 140	243982-83-4	Dissolved	sub	30	24	5	-	9.5E-08	9.7E-08	8.9E-08	-	8.9E-01	nl	1.1E-07	-	Out	D2
PBDE	PBDE 140	243982-83-4	Total	det	265	179	78	8	4.4E-05	3.2E-05	7.1E-05	2.1E-05	8.9E-01	nl	4.9E-05	2.9E-01	Out	D1
PBDE	PBDE 140	243982-83-4	Total	sub	394	268	108	-	2.9E-05	2.4E-05	5.7E-05	-	8.9E-01	nl	3.2E-05	3.7E-01	Out	D1
PBDE	PBDE 153	68631-49-2	Dissolved	det	7	4	2	1	1.2E-06	1.3E-06	1.0E-06	6.7E-07	1.5E-01	c	8.5E-06	6.7E-01	Out	D1
PBDE	PBDE 153	68631-49-2	Dissolved	sub	43	4	38	-	2.0E-04	1.3E-06	2.0E-04	-	1.5E-01	c	1.4E-03	3.3E-03	Out	D1
PBDE	PBDE 153	68631-49-2	Total	det	354	228	108	18	7.7E-04	6.2E-04	1.1E-03	1.1E-05	1.5E-01	c	5.3E-03	1.0E-02	Out	D1
PBDE	PBDE 153	68631-49-2	Total	sub	368	229	118	-	7.6E-04	6.2E-04	1.1E-03	-	1.5E-01	c	5.2E-03	9.0E-02	Out	D1
PBDE	PBDE 154	207122-15-4	Dissolved	det	15	9	5	1	1.0E-06	1.1E-06	7.6E-07	2.1E-07	5.0E-01	n	2.0E-06	2.7E-01	Out	D1
PBDE	PBDE 154	207122-15-4	Dissolved	sub	51	9	41	-	2.0E-04	1.1E-06	2.0E-04	-	5.0E-01	n	4.0E-04	1.0E-03	Out	D1

Class	Compound	CAS #	Matrix	det or sub	N	N (2005-2010)	N (2011-2015)	N (2016-2021)	90 th percentile	90 th percentile (2005-2010)	90 th percentile (2011-2015)	90 th percentile (2015-2021)	MTL	Tox Source	MTQ	trend	Prelim. Monit. Priority	Mon Prior Basis
PBDE	PBDE 154	207122-15-4	Total	det	375	251	108	16	5.3E-04	4.3E-04	9.1E-04	9.3E-06	5.0E-01	n	1.1E-03	1.0E-02	Out	D1
PBDE	PBDE 154	207122-15-4	Total	sub	386	251	114	-	5.2E-04	4.3E-04	8.9E-04	-	5.0E-01	n	1.0E-03	1.7E-01	Out	D1
PBDE	PBDE 155	35854-94-5	Dissolved	det	15	12	3	-	1.4E-07	1.4E-07	6.9E-08	-	4.7E-01	nl	2.9E-07	-	Out	D2
PBDE	PBDE 155	35854-94-5	Dissolved	sub	28	22	5	-	1.4E-07	1.4E-07	6.5E-08	-	4.7E-01	nl	2.9E-07	-	Out	D2
PBDE	PBDE 155	35854-94-5	Total	det	359	262	90	7	3.3E-05	2.7E-05	8.5E-05	5.2E-05	4.7E-01	nl	7.1E-05	6.0E-01	Out	D1
PBDE	PBDE 155	35854-94-5	Total	sub	405	277	110	-	3.2E-05	2.7E-05	7.9E-05	-	4.7E-01	nl	6.7E-05	6.5E-01	Out	D1
PBDE	PBDE 179	446255-25-0	Total	det	-	-	-	-	-	-	-	-	-	-	-	-	-	-
PBDE	PBDE 179	446255-25-0	Total	sub	5	-	5	-	1.0E-03	-	1.0E-03	-	-	-	-	-	-	-
PBDE	PBDE 181	189084-67-1	Dissolved	det	2	2	-	-	2.0E-07	2.0E-07	-	-	2.1E-01	nl	9.4E-07	-	Out	D2
PBDE	PBDE 181	189084-67-1	Dissolved	sub	37	31	5	-	7.6E-08	8.6E-08	2.1E-08	-	2.1E-01	nl	3.6E-07	-	Out	D2
PBDE	PBDE 181	189084-67-1	Total	det	96	68	21	7	2.9E-05	3.1E-05	1.3E-05	5.8E-07	2.1E-01	nl	1.4E-04	4.6E-02	Out	D1
PBDE	PBDE 181	189084-67-1	Total	sub	443	313	112	-	1.9E-06	6.5E-06	7.5E-06	-	2.1E-01	nl	9.1E-06	3.2E-02	Out	D1
PBDE	PBDE 183	207122-16-5	Dissolved	det	5	4	-	1	3.0E-06	2.9E-06	-	2.7E-06	2.9E-01	n	1.0E-05	-	Out	D2
PBDE	PBDE 183	207122-16-5	Dissolved	sub	43	6	36	-	2.0E-04	2.6E-06	2.0E-04	-	2.9E-01	n	6.9E-04	1.4E-02	Out	D1
PBDE	PBDE 183	207122-16-5	Total	det	290	175	101	14	4.4E-04	3.4E-04	5.6E-04	1.3E-05	2.9E-01	n	1.5E-03	2.3E-02	Out	D1
PBDE	PBDE 183	207122-16-5	Total	sub	318	180	117	-	4.2E-04	3.4E-04	5.3E-04	-	2.9E-01	n	1.5E-03	2.1E-01	Out	D1
PBDE	PBDE 184	117948-63-7	Total	det	-	-	-	-	-	-	-	-	-	-	-	-	-	-
PBDE	PBDE 184	117948-63-7	Total	sub	5	-	5	-	1.0E-03	-	1.0E-03	-	2.5E-01	nl	4.0E-03	-	Out	D2
PBDE	PBDE 188	116995-32-5	Total	det	-	-	-	-	-	-	-	-	-	-	-	-	-	-
PBDE	PBDE 188	116995-32-5	Total	sub	5	-	5	-	1.0E-03	-	1.0E-03	-	-	-	-	-	-	-
PBDE	PBDE 190	189084-68-2	Dissolved	det	3	1	2	-	1.5E-07	6.9E-08	1.6E-07	-	-	-	-	-	-	-
PBDE	PBDE 190	189084-68-2	Dissolved	sub	32	26	5	-	1.6E-07	2.3E-07	1.2E-07	-	-	-	-	-	-	-
PBDE	PBDE 190	189084-68-2	Total	det	159	115	39	5	8.5E-05	7.7E-05	9.4E-05	1.9E-05	-	-	-	-	-	-
PBDE	PBDE 190	189084-68-2	Total	sub	427	298	108	-	2.7E-05	2.4E-05	3.7E-05	-	-	-	-	-	-	-
PBDE	PBDE 197	117964-21-3	Dissolved	det	9	9	-	-	3.3E-06	3.3E-06	-	-	-	-	-	-	-	-
PBDE	PBDE 197	117964-21-3	Dissolved	sub	45	9	36	-	3.0E-04	3.3E-06	3.0E-04	-	-	-	-	-	-	-
PBDE	PBDE 197	117964-21-3	Total	det	90	62	28	-	5.2E-04	5.1E-04	4.8E-04	-	-	-	-	-	-	-
PBDE	PBDE 197	117964-21-3	Total	sub	96	66	30	-	4.9E-04	4.9E-04	4.5E-04	-	-	-	-	-	-	-
PBDE	PBDE 200	446255-46-5	Total	det	-	-	-	-	-	-	-	-	-	-	-	-	-	-
PBDE	PBDE 200	446255-46-5	Total	sub	5	-	5	-	1.0E-03	-	1.0E-03	-	-	-	-	-	-	-
PBDE	PBDE 201	446255-50-1	Dissolved	det	-	-	-	-	-	-	-	-	-	-	-	-	-	-
PBDE	PBDE 201	446255-50-1	Dissolved	sub	36	-	36	-	3.0E-04	-	3.0E-04	-	-	-	-	-	-	-
PBDE	PBDE 201	446255-50-1	Total	det	-	-	-	-	-	-	-	-	-	-	-	-	-	-
PBDE	PBDE 201	446255-50-1	Total	sub	6	-	6	-	1.0E-03	-	1.0E-03	-	-	-	-	-	-	-
PBDE	PBDE 202	67797-09-5	Dissolved	det	4	-	4	-	3.7E-04	-	3.7E-04	-	-	-	-	-	-	-
PBDE	PBDE 202	67797-09-5	Dissolved	sub	36	-	36	-	3.0E-04	-	3.0E-04	-	-	-	-	-	-	-
PBDE	PBDE 202	67797-09-5	Total	det	-	-	-	-	-	-	-	-	-	-	-	-	-	-
PBDE	PBDE 202	67797-09-5	Total	sub	6	-	6	-	1.0E-03	-	1.0E-03	-	-	-	-	-	-	-
PBDE	PBDE 203	337513-72-1	Dissolved	det	8	7	-	1	9.2E-06	1.2E-05	-	7.1E-07	-	-	-	-	-	-
PBDE	PBDE 203	337513-72-1	Dissolved	sub	45	8	36	-	3.0E-04	9.2E-06	3.0E-04	-	-	-	-	-	-	-
PBDE	PBDE 203	337513-72-1	Total	det	270	166	92	12	5.8E-04	5.0E-04	7.1E-04	5.7E-06	-	-	-	-	-	-
PBDE	PBDE 203	337513-72-1	Total	sub	287	168	98	-	5.6E-04	4.9E-04	7.0E-04	-	-	-	-	-	-	-
PBDE	PBDE 205	446255-56-7	Dissolved	det	-	-	-	-	-	-	-	-	-	-	-	-	-	-
PBDE	PBDE 205	446255-56-7	Dissolved	sub	20	20	-	-	2.3E-07	2.3E-07	-	-	-	-	-	-	-	-
PBDE	PBDE 205	446255-56-7	Total	det	6	3	3	-	2.8E-04	4.1E-07	4.2E-04	-	-	-	-	-	-	-
PBDE	PBDE 205	446255-56-7	Total	sub	160	101	59	-	1.1E-06	8.9E-07	3.4E-05	-	-	-	-	-	-	-
PBDE	PBDE 206	63387-28-0	Dissolved	det	8	7	-	1	1.7E-05	2.2E-05	-	3.9E-07	8.8E+01	c	1.9E-07	-	Out	D2
PBDE	PBDE 206	63387-28-0	Dissolved	sub	44	7	36	-	3.0E-04	2.2E-05	3.0E-04	-	8.8E+01	c	3.4E-06	1.3E-03	Out	D1
PBDE	PBDE 206	63387-28-0	Total	det	278	167	98	13	2.7E-03	2.1E-03	5.5E-03	4.1E-05	8.8E+01	c	3.1E-05	7.5E-03	Out	D1
PBDE	PBDE 206	63387-28-0	Total	sub	309	170	118	-	2.6E-03	2.1E-03	5.1E-03	-	8.8E+01	c	3.0E-05	2.5E-02	Out	D1
PBDE	PBDE 207	437701-79-6	Dissolved	det	14	13	1	-	5.6E-06	5.7E-06	4.0E-06	-	-	-	-	-	-	-
PBDE	PBDE 207	437701-79-6	Dissolved	sub	52	14	37	-	3.0E-04	5.6E-06	3.0E-04	-	-	-	-	-	-	-
PBDE	PBDE 207	437701-79-6	Total	det	271	161	99	11	4.3E-03	3.1E-03	6.5E-03	7.0E-05	-	-	-	-	-	-
PBDE	PBDE 207	437701-79-6	Total	sub	287	161	108	-	3.8E-03	3.1E-03	6.2E-03	-	-	-	-	-	-	-
PBDE	PBDE 208	437701-78-5	Dissolved	det	14	11	2	1	4.7E-06	4.7E-06	2.2E-06	4.7E-07	-	-	-	-	-	-
PBDE	PBDE 208	437701-78-5	Dissolved	sub	56	14	41	-	3.0E-04	4.7E-06	3.0E-04	-	-	-	-	-	-	-
PBDE	PBDE 208	437701-78-5	Total	det	267	157	97	13	2.8E-03	2.2E-03	4.7E-03	4.2E-05	-	-	-	-	-	-
PBDE	PBDE 208	437701-78-5	Total	sub	299	163	118	-	2.4E-03	2.2E-03	3.8E-03	-	-	-	-	-	-	-
PBDE	PBDE 209	1163-19-5	Dissolved	det	19	9	9	1	5.6E-04	9.6E-05	8.2E-04	4.4E-06	1.0E-03	c	5.6E-01	5.4E-03	Out	D1
PBDE	PBDE 209	1163-19-5	Dissolved	sub	56	16	39	-	8.0E-04	6.1E-05	8.0E-04	-	1.0E-03	c	8.0E-01	5.5E-03	Out	D1
PBDE	PBDE 209	1163-19-5	Total	det	270	148	104	18	4.3E-02	3.2E-02	6.7E-02	5.6E-04	1.0E-03	c	4.3E+01	8.4E-03	High	A1
PBDE	PBDE 209	1163-19-5	Total	sub	287	153	113	-	4.1E-02	3.1E-02	6.1E-02	-	1.0E-03	c	4.1E+01	1.3E-02	High	A1
Pesticide	Pendimethalin	40487-42-1	Dissolved	det	20	3	17	-	2.4E-02	6.1E-02	2.0E-02	-	5.2E-01	a	4.7E-02	-	Out	D2
Pesticide	Pendimethalin	40487-42-1	Dissolved	sub	182	90	63	-	2.3E+00	2.3E+00	2.3E+00	-	5.2E-01	a	4.4E+00	1.0E-03	Low	C1
Pesticide	Pendimethalin	40487-42-1	Total	det	-	-	-	-	-	-	-	-	5.2E-01	a	-	-	-	-
Pesticide	Pendimethalin	40487-42-1	Total	sub	3	-	-	-	7.0E-02	-	-	-	5.2E-01	a	1.3E-01	-	Low	C4
Pesticide	Penoxsulam	219714-96-2	Dissolved	det	-	-	-	-	-	-	-	-	3.0E+00	a	-	-	-	-

Class	Compound	CAS #	Matrix	det or sub	N	N (2005 - 2010)	N (2011 - 2015)	N (2016 - 2021)	90 th percentile	90 th percentile (2005-2010)	90 th percentile (2011-2015)	90 th percentile (2015-2021)	MTL	Tox Source	MTQ	trend	Prelim. Monit. Priority	Mon Prior Basis
Pesticide	Penoxsulam	219714-96-2	Dissolved	sub	21	-	-	-	3.5E-03	-	-	-	3.0E+00	a	1.2E-03	-	Out	D2
Pesticide	Penthiopyrad	183675-82-3	Dissolved	det	-	-	-	-	-	-	-	-	1.0E+02	a	-	-	-	-
Pesticide	Penthiopyrad	183675-82-3	Dissolved	sub	21	-	-	-	6.0E-04	-	-	-	1.0E+02	a	6.0E-06	-	Out	D2
Pesticide	permethrin	52645-53-1	Dissolved	det	4	4	-	-	1.3E-02	1.3E-02	-	-	3.3E-04	a	3.9E+01	-	High	A1
Pesticide	permethrin	52645-53-1	Dissolved	sub	143	90	30	-	3.4E+00	3.4E+00	3.4E+00	-	3.3E-04	a	1.0E+04	1.8E-04	High	A1
Pesticide	permethrin	52645-53-1	Total	det	65	16	49	-	2.9E-02	6.4E-02	2.3E-02	-	3.3E-04	a	8.7E+01	-	High	A1
Pesticide	permethrin	52645-53-1	Total	sub	90	18	66	-	2.6E-02	5.8E-02	2.1E-02	-	3.3E-04	a	7.8E+01	9.3E-02	High	A1
PFAS	PFBS	375-73-5	Total	det	13	9	4	-	1.1E+00	9.4E-01	1.1E+00	-	4.8E+02	c	2.3E-03	-	Out	D2
PFAS	PFBS	375-73-5	Total	sub	72	61	4	-	7.7E-03	6.5E-03	1.1E+00	-	4.8E+02	c	1.6E-05	-	Out	D2
PFAS	PFDA	335-76-2	Total	det	38	32	6	-	4.9E-01	4.8E-02	5.8E-01	-	9.7E-02	c	5.1E+00	-	Low	C2
PFAS	PFDA	335-76-2	Total	sub	72	61	6	-	2.1E-02	1.4E-02	5.8E-01	-	9.7E-02	c	2.1E-01	-	Low	C4
PFAS	PFDaA	307-55-1	Total	det	12	10	2	-	5.8E-01	5.1E-01	6.4E-01	-	9.9E-01	c	5.9E-01	-	Low	C4
PFAS	PFDaA	307-55-1	Total	sub	72	61	2	-	1.2E-03	1.2E-03	6.4E-01	-	9.9E-01	c	1.2E-03	-	Out	D2
PFAS	PFDS	335-77-3	Total	det	2	2	-	-	4.0E-04	4.0E-04	-	-	1.6E+01	n	2.5E-05	-	Out	D2
PFAS	PFDS	335-77-3	Total	sub	6	6	-	-	4.0E-04	4.0E-04	-	-	1.6E+01	n	2.5E-05	-	Out	D2
PFAS	PFHpA	375-85-9	Total	det	49	42	7	-	1.4E-01	3.3E-02	7.2E-01	-	5.1E+00	n	2.8E-02	-	Out	D2
PFAS	PFHpA	375-85-9	Total	sub	72	61	7	-	2.5E-02	2.2E-02	7.2E-01	-	5.1E+00	n	5.0E-03	-	Out	D2
PFAS	PFHxA	307-24-4	Total	det	54	47	7	-	1.7E-01	5.3E-02	5.8E-01	-	1.0E+03	c	1.7E-04	-	Out	D2
PFAS	PFHxA	307-24-4	Total	sub	72	61	7	-	4.8E-02	3.5E-02	5.8E-01	-	1.0E+03	c	4.8E-05	-	Out	D2
PFAS	PFHxS	355-46-4	Total	det	38	32	6	-	9.1E-01	1.2E-02	1.2E+00	-	1.0E+01	c	9.1E-02	-	Out	D2
PFAS	PFHxS	355-46-4	Total	sub	72	61	6	-	1.0E-02	9.7E-03	1.2E+00	-	1.0E+01	c	1.0E-03	-	Out	D2
PFAS	PFNA	375-95-1	Total	det	47	40	7	-	2.4E-01	2.9E-02	5.9E-01	-	8.0E-01	c	3.0E-01	-	Low	C4
PFAS	PFNA	375-95-1	Total	sub	72	61	7	-	1.9E-02	1.9E-02	5.9E-01	-	8.0E-01	c	2.4E-02	-	Out	D2
PFAS	PFOA	335-67-1	Total	det	58	51	7	-	1.0E-01	6.9E-02	5.6E-01	-	1.0E-03	c	1.0E+02	-	High	A1
PFAS	PFOA	335-67-1	Total	sub	72	61	7	-	6.9E-02	6.6E-02	5.6E-01	-	1.0E-03	c	6.9E+01	-	High	A1
PFAS	PFOS	1763-23-1	Total	det	48	42	6	-	3.1E-01	4.1E-02	1.2E+00	-	3.5E-01	c	8.8E-01	-	Low	C4
PFAS	PFOS	1763-23-1	Total	sub	72	61	6	-	3.4E-02	1.8E-02	1.2E+00	-	3.5E-01	c	9.7E-02	-	Out	D2
PFAS	PFOSA	754-91-6	Total	det	14	12	2	-	7.0E-01	5.7E-01	8.0E-01	-	1.6E-01	c	4.5E+00	-	Low	C2
PFAS	PFOSA	754-91-6	Total	sub	72	61	2	-	1.9E-03	1.8E-03	8.0E-01	-	1.6E-01	c	1.2E-02	-	Out	D2
PFAS	PFPeA	2706-90-3	Total	det	45	38	7	-	3.0E-01	8.0E-02	4.5E-01	-	1.0E+03	c	3.0E-04	-	Out	D2
PFAS	PFPeA	2706-90-3	Total	sub	72	61	7	-	3.2E-02	1.5E-02	4.5E-01	-	1.0E+03	c	3.2E-05	-	Out	D2
PFAS	PFUnA	2058-94-8	Total	det	15	13	2	-	5.0E-01	4.8E-01	5.0E-01	-	3.5E+02	c	1.4E-03	-	Out	D2
PFAS	PFUnA	2058-94-8	Total	sub	72	61	2	-	4.1E-03	3.7E-03	5.0E-01	-	3.5E+02	c	1.2E-05	-	Out	D2
Pesticide	phenothrin	26002-80-2	Dissolved	det	-	-	-	-	-	-	-	-	4.7E-02	a	-	-	-	-
Pesticide	phenothrin	26002-80-2	Dissolved	sub	143	90	30	-	5.1E+00	5.1E+00	5.1E+00	-	4.7E-02	a	1.1E+02	2.0E-04	High	A1
Pesticide	phenothrin	26002-80-2	Total	det	-	-	-	-	-	-	-	-	4.7E-02	a	-	-	-	-
Pesticide	phenothrin	26002-80-2	Total	sub	41	16	25	-	1.5E-03	1.3E-03	1.5E-03	-	4.7E-02	a	3.2E-02	-	Out	D2
AP/APEs	Polyoxyethylene branched-C9-alkylphenol (mixture)	68412-54-4	Dissolved	det	-	-	-	-	-	-	-	-	-	-	-	-	-	-
AP/APEs	Polyoxyethylene branched-C9-alkylphenol (mixture)	68412-54-4	Dissolved	sub	13	-	-	-	1.0E-01	-	-	-	-	-	-	-	-	-
AP/APEs	Polyoxyethylene branched-C9-alkylphenol (mixture)	68412-54-4	Total	det	-	-	-	-	-	-	-	-	-	-	-	-	-	-
AP/APEs	Polyoxyethylene branched-C9-alkylphenol (mixture)	68412-54-4	Total	sub	11	2	-	-	2.0E-01	5.0E-01	-	-	-	-	-	-	-	-
Pharmaceutical	prednisolone	50-24-8	Dissolved	det	-	-	-	-	-	-	-	-	8.5E+02	c	-	-	-	-
Pharmaceutical	prednisolone	50-24-8	Dissolved	sub	17	-	-	-	1.3E-02	-	-	-	8.5E+02	c	1.5E-05	-	Out	D2
Pharmaceutical	prednisolone	50-24-8	Total	det	-	-	-	-	-	-	-	-	8.5E+02	c	-	-	-	-
Pharmaceutical	prednisolone	50-24-8	Total	sub	5	5	-	-	5.9E-03	5.9E-03	-	-	8.5E+02	c	6.9E-06	-	Out	D2
Pharmaceutical	prednisone	53-03-2	Dissolved	det	-	-	-	-	-	-	-	-	2.1E+02	n	-	-	-	-
Pharmaceutical	prednisone	53-03-2	Dissolved	sub	17	-	-	-	4.0E-02	-	-	-	2.1E+02	n	1.9E-04	-	Out	D2
Pharmaceutical	prednisone	53-03-2	Total	det	-	-	-	-	-	-	-	-	2.1E+02	n	-	-	-	-
Pharmaceutical	prednisone	53-03-2	Total	sub	5	5	-	-	2.8E-02	2.8E-02	-	-	2.1E+02	n	1.3E-04	-	Out	D2
Pesticide	Prodiamine	29091-21-2	Dissolved	det	-	-	-	-	-	-	-	-	1.5E-01	a	-	-	-	-
Pesticide	Prodiamine	29091-21-2	Dissolved	sub	23	-	-	-	5.2E-03	-	-	-	1.5E-01	a	3.5E-02	-	Out	D2
Pharmaceutical	promethazine	60-87-7	Dissolved	det	-	-	-	-	-	-	-	-	1.3E+00	n	-	-	-	-
Pharmaceutical	promethazine	60-87-7	Dissolved	sub	17	-	-	-	9.1E-04	-	-	-	1.3E+00	n	6.9E-04	-	Out	D2
Pharmaceutical	promethazine	60-87-7	Total	det	-	-	-	-	-	-	-	-	1.3E+00	n	-	-	-	-
Pharmaceutical	promethazine	60-87-7	Total	sub	5	5	-	-	3.9E-04	3.9E-04	-	-	1.3E+00	n	2.9E-04	-	Out	D2
Pesticide	PROPICONAZOLE	60207-90-1	Dissolved	det	19	13	2	4	9.7E-02	1.0E-01	2.1E-02	7.0E-03	1.5E+00	a	6.4E-02	3.3E-01	Out	D1
Pesticide	PROPICONAZOLE	60207-90-1	Dissolved	sub	183	90	60	-	5.0E+00	8.8E+00	5.0E+00	-	1.5E+00	a	3.3E+00	1.0E-03	Low	C1
Pharmaceutical	propoxyphene	469-62-5	Dissolved	det	6	-	-	6	9.2E-03	-	-	9.2E-03	4.5E+01	a	2.1E-04	-	Out	D2
Pharmaceutical	propoxyphene	469-62-5	Dissolved	sub	17	-	-	-	1.7E-03	-	-	-	4.5E+01	a	3.9E-05	-	Out	D2
Pharmaceutical	propoxyphene	469-62-5	Total	det	2	2	-	-	6.5E-04	6.5E-04	-	-	4.5E+01	n	1.5E-05	-	Out	D2
Pharmaceutical	propoxyphene	469-62-5	Total	sub	5	5	-	-	5.9E-04	5.9E-04	-	-	4.5E+01	n	1.3E-05	-	Out	D2
Pesticide	Propyzamide	23950-58-5	Dissolved	det	68	62	-	6	8.2E-01	7.5E-01	-	9.4E-01	2.2E+01	a	3.7E-02	-	Out	D2
Pesticide	Propyzamide	23950-58-5	Dissolved	sub	149	90	30	-	2.6E-01	4.6E-01	5.0E+00	-	2.2E+01	a	1.2E-02	8.6E-03	Out	D1
Pesticide	Pyraclostrobin	175013-18-0	Dissolved	det	31	24	1	6	1.2E-01	1.3E-01	4.0E-04	4.7E-03	1.5E-01	a	8.2E-01	1.2E+01	High	A3

Class	Compound	CAS #	Matrix	det or sub	N	N (2005-2010)	N (2011-2015)	N (2016-2021)	90 th percentile	90 th percentile (2005-2010)	90 th percentile (2011-2015)	90 th percentile (2015-2021)	MTL	Tox Source	MTQ	trend	Prelim. Monit. Priority	Mon Prior Basis
Pesticide	Pyraclostrobin	175013-18-0	Dissolved	sub	163	90	40	-	2.9E+00	1.0E+01	2.9E+00	-	1.5E-01	a	1.9E+01	1.0E-03	High	A1
Pesticide	Pyrimidinol	55949-38-7	Dissolved	det	-	-	-	-	-	-	-	-	-	-	-	-	-	-
Pesticide	Pyrimidinol	55949-38-7	Dissolved	sub	-	-	-	-	-	-	-	-	-	-	-	-	-	-
Pesticide	Pyriproxyfen	95737-68-1	Dissolved	det	-	-	-	-	-	-	-	-	1.5E-03	a	-	-	-	-
Pesticide	Pyriproxyfen	95737-68-1	Dissolved	sub	29	-	-	-	5.2E-03	-	-	-	1.5E-03	a	3.5E+00	-	Low	C2
Pharmaceutical	ranitidine	66357-35-5	Dissolved	det	2	-	-	2	4.6E-02	-	-	4.6E-02	3.7E+01	n	1.2E-03	-	Out	D2
Pharmaceutical	ranitidine	66357-35-5	Dissolved	sub	2	-	-	-	4.6E-02	-	-	-	3.7E+01	n	1.2E-03	-	Out	D2
Pharmaceutical	ranitidine	66357-35-5	Total	det	-	-	-	-	-	-	-	-	3.7E+01	n	-	-	-	-
Pharmaceutical	ranitidine	66357-35-5	Total	sub	5	5	-	-	1.8E-03	1.8E-03	-	-	3.7E+01	n	4.8E-05	-	Out	D2
Pesticide	Resmethrin	10453-86-8	Dissolved	det	-	-	-	-	-	-	-	-	1.4E-02	a	-	-	-	-
Pesticide	Resmethrin	10453-86-8	Dissolved	sub	143	90	30	-	5.7E+00	5.7E+00	5.7E+00	-	1.4E-02	a	4.1E+02	1.8E-04	High	A1
Pesticide	Resmethrin	10453-86-8	Total	det	-	-	-	-	-	-	-	-	1.4E-02	a	-	-	-	-
Pesticide	Resmethrin	10453-86-8	Total	sub	41	14	26	-	6.2E-03	3.8E-03	8.5E-03	-	1.4E-02	a	4.4E-01	5.9E-01	Out	D1
Pharmaceutical	roxithromycin	80214-83-1	Dissolved	det	12	-	-	12	6.1E-03	-	-	6.1E-03	8.3E+00	n	7.4E-04	-	Out	D2
Pharmaceutical	roxithromycin	80214-83-1	Dissolved	sub	13	-	-	-	6.1E-03	-	-	-	8.3E+00	n	7.4E-04	-	Out	D2
Pharmaceutical	roxithromycin	80214-83-1	Total	det	-	-	-	-	-	-	-	-	8.3E+00	n	-	-	-	-
Pharmaceutical	roxithromycin	80214-83-1	Total	sub	5	5	-	-	3.0E-04	3.0E-04	-	-	8.3E+00	n	3.6E-05	-	Out	D2
Pesticide	RPA 200766	205650-69-7	Dissolved	det	2	-	2	-	2.4E-02	-	2.4E-02	-	3.5E+00	n	7.0E-03	-	Out	D2
Pesticide	RPA 200766	205650-69-7	Dissolved	sub	14	-	5	-	1.3E-02	-	2.2E-02	-	3.5E+00	n	3.8E-03	7.2E-02	Out	D1
Pesticide	RPA 200766	205650-69-7	Total	det	-	-	-	-	-	-	-	-	3.5E+00	n	-	-	-	-
Pesticide	RPA 200766	205650-69-7	Total	sub	2	-	2	-	1.6E-03	-	1.6E-03	-	3.5E+00	n	4.6E-04	-	Out	D2
Pharmaceutical	sarafloxacin	98105-99-8	Dissolved	det	-	-	-	-	-	-	-	-	7.4E+01	n	-	-	-	-
Pharmaceutical	sarafloxacin	98105-99-8	Dissolved	sub	14	-	-	-	3.0E-02	-	-	-	7.4E+01	n	4.1E-04	-	Out	D2
Pharmaceutical	sarafloxacin	98105-99-8	Total	det	-	-	-	-	-	-	-	-	7.4E+01	n	-	-	-	-
Pharmaceutical	sarafloxacin	98105-99-8	Total	sub	5	5	-	-	1.4E-02	1.4E-02	-	-	7.4E+01	n	2.0E-04	-	Out	D2
HABs	Saxitoxin	35523-89-8	Total	det	-	-	-	-	-	-	-	-	1.9E+02	n	-	-	-	-
HABs	Saxitoxin	35523-89-8	Total	sub	30	-	25	-	1.5E-02	-	1.5E-02	-	1.9E+02	n	8.0E-05	1.1E+00	Out	D1
Pharmaceutical	sertraline	79617-96-2	Dissolved	det	14	-	-	14	4.7E-02	-	-	4.7E-02	9.0E+00	c	5.2E-03	-	Out	D2
Pharmaceutical	sertraline	79617-96-2	Dissolved	sub	17	-	-	-	4.3E-02	-	-	-	9.0E+00	c	4.8E-03	-	Out	D2
Pharmaceutical	sertraline	79617-96-2	Total	det	-	-	-	-	-	-	-	-	9.0E+00	c	-	-	-	-
Pharmaceutical	sertraline	79617-96-2	Total	sub	5	5	-	-	3.9E-04	3.9E-04	-	-	9.0E+00	c	4.3E-05	-	Out	D2
Pesticide	Simazine	122-34-9	Dissolved	det	57	2	44	11	1.1E-01	2.1E-02	1.2E-01	1.3E-02	6.0E+00	a	1.8E-02	1.1E-01	Out	D1
Pesticide	Simazine	122-34-9	Dissolved	sub	188	90	68	-	5.0E+00	5.0E+00	1.0E-01	-	6.0E+00	a	8.3E-01	1.1E-01	Out	D1
Pesticide	Simazine	122-34-9	Total	det	80	-	79	1	2.1E-02	-	2.1E-02	2.0E-02	6.0E+00	a	3.5E-03	9.5E-01	Out	D1
Pesticide	Simazine	122-34-9	Total	sub	219	-	203	-	1.4E-02	-	1.4E-02	-	6.0E+00	a	2.3E-03	2.9E-01	Out	D1
Pharmaceutical	simvastatin	79902-63-9	Dissolved	det	-	-	-	-	-	-	-	-	2.7E+01	c	-	-	-	-
Pharmaceutical	simvastatin	79902-63-9	Dissolved	sub	14	-	-	-	4.0E-02	-	-	-	2.7E+01	c	1.5E-03	-	Out	D2
Pharmaceutical	simvastatin	79902-63-9	Total	det	-	-	-	-	-	-	-	-	2.7E+01	c	-	-	-	-
Pharmaceutical	simvastatin	79902-63-9	Total	sub	5	5	-	-	1.9E-02	1.9E-02	-	-	2.7E+01	c	7.2E-04	-	Out	D2
Pharmaceutical	sitosterol, beta-	83-46-5	Dissolved	det	-	-	-	-	-	-	-	-	1.0E-01	c	-	-	-	-
Pharmaceutical	sitosterol, beta-	83-46-5	Dissolved	sub	13	-	-	-	2.4E+00	-	-	-	1.0E-01	c	2.4E+01	-	High	A1
Pharmaceutical	sitosterol, beta-	83-46-5	Total	det	1	1	-	-	1.2E+00	1.2E+00	-	-	1.0E-01	c	1.2E+01	-	High	A1
Pharmaceutical	sitosterol, beta-	83-46-5	Total	sub	11	2	-	-	4.8E+00	1.6E+00	-	-	1.0E-01	c	4.8E+01	3.1E+00	High	A1
Pharmaceutical	sulfachloropyridazine	80-32-0	Dissolved	det	-	-	-	-	-	-	-	-	5.4E+04	c	-	-	-	-
Pharmaceutical	sulfachloropyridazine	80-32-0	Dissolved	sub	13	-	-	-	3.1E-03	-	-	-	5.4E+04	c	5.7E-08	-	Out	D2
Pharmaceutical	sulfachloropyridazine	80-32-0	Total	det	-	-	-	-	-	-	-	-	5.4E+04	c	-	-	-	-
Pharmaceutical	sulfachloropyridazine	80-32-0	Total	sub	5	5	-	-	1.5E-03	1.5E-03	-	-	5.4E+04	c	2.7E-08	-	Out	D2
Pharmaceutical	sulfadiazine	68-35-9	Dissolved	det	5	-	-	5	1.2E-02	-	-	1.2E-02	2.5E+02	c	4.9E-05	-	Out	D2
Pharmaceutical	sulfadiazine	68-35-9	Dissolved	sub	13	-	-	-	1.0E-02	-	-	-	2.5E+02	c	4.2E-05	-	Out	D2
Pharmaceutical	sulfadiazine	68-35-9	Total	det	-	-	-	-	-	-	-	-	2.5E+02	c	-	-	-	-
Pharmaceutical	sulfadiazine	68-35-9	Total	sub	5	5	-	-	1.5E-03	1.5E-03	-	-	2.5E+02	c	5.9E-06	-	Out	D2
Pharmaceutical	sulfadimethoxine	122-11-2	Dissolved	det	3	-	-	3	2.0E-02	-	-	2.0E-02	4.4E+01	c	4.5E-04	-	Out	D2
Pharmaceutical	sulfadimethoxine	122-11-2	Dissolved	sub	16	-	-	-	8.4E-03	-	-	-	4.4E+01	c	1.9E-04	-	Out	D2
Pharmaceutical	sulfadimethoxine	122-11-2	Total	det	-	-	-	-	-	-	-	-	4.4E+01	c	-	-	-	-
Pharmaceutical	sulfadimethoxine	122-11-2	Total	sub	5	5	-	-	2.9E-04	2.9E-04	-	-	4.4E+01	c	6.6E-06	-	Out	D2
Pharmaceutical	sulfamerazine	127-79-7	Dissolved	det	-	-	-	-	-	-	-	-	1.0E+04	c	-	-	-	-
Pharmaceutical	sulfamerazine	127-79-7	Dissolved	sub	13	-	-	-	1.9E-03	-	-	-	1.0E+04	c	1.9E-07	-	Out	D2
Pharmaceutical	sulfamerazine	127-79-7	Total	det	-	-	-	-	-	-	-	-	1.0E+04	c	-	-	-	-
Pharmaceutical	sulfamerazine	127-79-7	Total	sub	5	5	-	-	5.9E-04	5.9E-04	-	-	1.0E+04	c	5.9E-08	-	Out	D2
Pharmaceutical	sulfamethazine	57-68-1	Dissolved	det	-	-	-	-	-	-	-	-	1.0E+03	c	-	-	-	-
Pharmaceutical	sulfamethazine	57-68-1	Dissolved	sub	13	-	-	-	3.2E-03	-	-	-	1.0E+03	c	3.2E-06	-	Out	D2
Pharmaceutical	sulfamethazine	57-68-1	Total	det	-	-	-	-	-	-	-	-	1.0E+03	c	-	-	-	-
Pharmaceutical	sulfamethazine	57-68-1	Total	sub	5	5	-	-	5.8E-04	5.8E-04	-	-	1.0E+03	c	5.8E-07	-	Out	D2
Pharmaceutical	sulfamethizole	144-82-1	Dissolved	det	-	-	-	-	-	-	-	-	1.5E+02	n	-	-	-	-
Pharmaceutical	sulfamethizole	144-82-1	Dissolved	sub	16	-	-	-	1.2E-03	-	-	-	1.5E+02	n	8.2E-06	-	Out	D2
Pharmaceutical	sulfamethizole	144-82-1	Total	det	1	1	-	-	1.6E-02	1.6E-02	-	-	1.5E+02	n	1.0E-04	-	Out	D2
Pharmaceutical	sulfamethizole	144-82-1	Total	sub	5	5	-	-	9.8E-03	9.8E-03	-	-	1.5E+02	n	6.6E-05	-	Out	D2

Class	Compound	CAS #	Matrix	det or sub	N	N (2005 - 2010)	N (2011 - 2015)	N (2016 - 2021)	90 th percentile	90 th percentile (2005-2010)	90 th percentile (2011-2015)	90 th percentile (2015-2021)	MTL	Tox Source	MTQ	trend	Prelim. Monit. Priority	Mon Prior Basis
Pharmaceutical	sulfamethoxazole	723-46-6	Dissolved	det	16	-	-	16	6.5E-01	-	-	6.5E-01	1.3E-01	c	4.9E+00	-	Low	C2
Pharmaceutical	sulfamethoxazole	723-46-6	Dissolved	sub	16	-	-	-	6.5E-01	-	-	-	1.3E-01	c	4.9E+00	-	Low	C2
Pharmaceutical	sulfamethoxazole	723-46-6	Total	det	5	5	-	-	6.0E-02	6.0E-02	-	-	1.3E-01	c	4.6E-01	-	Low	C4
Pharmaceutical	sulfamethoxazole	723-46-6	Total	sub	5	5	-	-	6.0E-02	6.0E-02	-	-	1.3E-01	c	4.6E-01	-	Low	C4
Pharmaceutical	sulfathiazole	72-14-0	Dissolved	det	2	-	-	2	5.1E-03	-	-	5.1E-03	1.1E+04	c	4.7E-07	-	Out	D2
Pharmaceutical	sulfathiazole	72-14-0	Dissolved	sub	13	-	-	-	3.2E-03	-	-	-	1.1E+04	c	2.9E-07	-	Out	D2
Pharmaceutical	sulfathiazole	72-14-0	Total	det	-	-	-	-	-	-	-	-	1.1E+04	c	-	-	-	-
Pharmaceutical	sulfathiazole	72-14-0	Total	sub	5	5	-	-	1.5E-03	1.5E-03	-	-	1.1E+04	c	1.3E-07	-	Out	D2
Pesticide	Sulfentrazone	122836-35-5	Dissolved	det	-	-	-	-	-	-	-	-	2.9E+01	a	-	-	-	-
Pesticide	Sulfentrazone	122836-35-5	Dissolved	sub	-	-	-	-	-	-	-	-	2.9E+01	a	-	-	-	-
Pesticide	sulfometuron-methyl	74222-97-2	Dissolved	det	-	-	-	-	-	-	-	-	4.5E-01	a	-	-	-	-
Pesticide	sulfometuron-methyl	74222-97-2	Dissolved	sub	-	-	-	-	-	-	-	-	4.5E-01	a	-	-	-	-
Pharmaceutical	Tamoxifen	10540-29-1	Dissolved	det	-	-	-	-	-	-	-	-	4.1E-02	n	-	-	-	-
Pharmaceutical	Tamoxifen	10540-29-1	Dissolved	sub	3	-	-	-	2.7E+02	-	-	-	4.1E-02	n	6.6E+03	-	High	A1
Pesticide	Tebuconazole	107534-96-3	Dissolved	det	6	-	3	3	5.5E-03	-	5.8E-03	3.0E-03	1.1E+00	a	5.0E-03	5.2E-01	Out	D1
Pesticide	Tebuconazole	107534-96-3	Dissolved	sub	163	90	40	-	1.0E+01	1.0E+01	3.7E+00	-	1.1E+00	a	9.3E+00	1.0E-03	Low	C1
Pesticide	tebuthiuron	34014-18-1	Dissolved	det	-	-	-	-	-	-	-	-	5.0E+01	a	-	-	-	-
Pesticide	tebuthiuron	34014-18-1	Dissolved	sub	-	-	-	-	-	-	-	-	5.0E+01	a	-	-	-	-
Pesticide	Tetramethrin	7696-12-0	Dissolved	det	-	-	-	-	-	-	-	-	1.9E-02	a	-	-	-	-
Pesticide	Tetramethrin	7696-12-0	Dissolved	sub	143	90	30	-	2.9E+00	2.9E+00	2.9E+00	-	1.9E-02	a	1.6E+02	1.7E-04	High	A1
Pesticide	Tetramethrin	7696-12-0	Total	det	2	-	2	-	4.4E-03	-	4.4E-03	-	1.9E-02	a	2.4E-01	-	Low	C4
Pesticide	Tetramethrin	7696-12-0	Total	sub	88	-	43	-	1.7E-04	-	2.0E-04	-	1.9E-02	a	9.0E-03	2.5E-01	Out	D1
Pharmaceutical	theophylline	58-55-9	Dissolved	det	-	-	-	-	-	-	-	-	1.0E+04	c	-	-	-	-
Pharmaceutical	theophylline	58-55-9	Dissolved	sub	3	-	-	-	2.0E+02	-	-	-	1.0E+04	c	2.0E-02	-	Out	D2
Pharmaceutical	thiabendazole	148-79-8	Dissolved	det	21	-	-	21	5.2E-02	-	-	5.2E-02	4.2E+01	n	1.2E-03	-	Out	D2
Pharmaceutical	thiabendazole	148-79-8	Dissolved	sub	38	-	-	-	4.7E-02	-	-	-	4.2E+01	n	1.1E-03	-	Out	D2
Pharmaceutical	thiabendazole	148-79-8	Total	det	1	1	-	-	2.5E-03	2.5E-03	-	-	4.2E+01	n	6.0E-05	-	Out	D2
Pharmaceutical	thiabendazole	148-79-8	Total	sub	5	5	-	-	2.1E-03	2.1E-03	-	-	4.2E+01	n	5.0E-05	-	Out	D2
Personal Care Product	tonalide	21145-77-7	Dissolved	det	-	-	-	-	-	-	-	-	7.2E-02	c	-	-	-	-
Personal Care Product	tonalide	21145-77-7	Dissolved	sub	13	-	-	-	2.0E-02	-	-	-	7.2E-02	c	2.8E-01	-	Low	C4
Personal Care Product	tonalide	21145-77-7	Total	det	-	-	-	-	-	-	-	-	7.2E-02	c	-	-	-	-
Personal Care Product	tonalide	21145-77-7	Total	sub	11	2	-	-	4.0E-02	2.0E-01	-	-	7.2E-02	c	5.6E-01	2.0E-01	Out	D1
Pesticide	Triadimefon	43121-43-3	Dissolved	det	-	-	-	-	-	-	-	-	5.2E+00	a	-	-	-	-
Pesticide	Triadimefon	43121-43-3	Dissolved	sub	53	-	30	-	8.9E+00	-	8.9E+00	-	5.2E+00	a	1.7E+00	1.0E-03	Low	C1
Pharmaceutical	triamterene	396-01-0	Dissolved	det	17	-	-	17	1.9E-01	-	-	1.9E-01	1.0E-01	n	1.9E+00	-	Low	C2
Pharmaceutical	triamterene	396-01-0	Dissolved	sub	17	-	-	-	1.9E-01	-	-	-	1.0E-01	n	1.9E+00	-	Low	C2
Pharmaceutical	triamterene	396-01-0	Total	det	5	5	-	-	6.7E-03	6.7E-03	-	-	1.0E-01	n	6.7E-02	-	Out	D2
Pharmaceutical	triamterene	396-01-0	Total	sub	5	5	-	-	6.7E-03	6.7E-03	-	-	1.0E-01	n	6.7E-02	-	Out	D2
Pesticide	Trichlorfon	52-68-6	Total	det	-	-	-	-	-	-	-	-	5.7E-04	a	-	-	-	-
Pesticide	Trichlorfon	52-68-6	Total	sub	28	26	2	-	3.0E-02	3.0E-02	3.0E-02	-	5.7E-04	a	5.3E+01	-	High	A1
Personal Care Product	triclocarban	101-20-2	Dissolved	det	14	-	-	14	4.6E-02	-	-	4.6E-02	5.6E-03	c	8.2E+00	-	Low	C2
Personal Care Product	triclocarban	101-20-2	Dissolved	sub	14	-	-	-	4.6E-02	-	-	-	5.6E-03	c	8.2E+00	-	Low	C2
Personal Care Product	triclocarban	101-20-2	Total	det	-	-	-	-	-	-	-	-	5.6E-03	c	-	-	-	-
Personal Care Product	triclocarban	101-20-2	Total	sub	5	5	-	-	2.9E-03	2.9E-03	-	-	5.6E-03	c	5.2E-01	-	Low	C4
Personal Care Product	triclosan	3380-34-5	Dissolved	det	6	-	-	6	2.2E-01	-	-	2.2E-01	4.5E-03	c	5.0E+01	-	High	A1
Personal Care Product	triclosan	3380-34-5	Dissolved	sub	27	-	-	-	1.6E-01	-	-	-	4.5E-03	c	3.6E+01	-	High	A1
Personal Care Product	triclosan	3380-34-5	Total	det	-	-	-	-	-	-	-	-	4.5E-03	c	-	-	-	-
Personal Care Product	triclosan	3380-34-5	Total	sub	16	7	-	-	3.2E-01	5.9E-02	-	-	4.5E-03	c	7.1E+01	5.4E+00	High	A1
Pharmaceutical	triethyl citrate	77-93-0	Dissolved	det	5	-	-	5	1.9E-02	-	-	1.9E-02	4.0E+03	c	4.8E-06	-	Out	D2
Pharmaceutical	triethyl citrate	77-93-0	Dissolved	sub	13	-	-	-	2.0E-02	-	-	-	4.0E+03	c	5.0E-06	-	Out	D2
Pharmaceutical	triethyl citrate	77-93-0	Total	det	3	-	-	3	1.8E-02	-	-	1.8E-02	4.0E+03	c	4.5E-06	-	Out	D2
Pharmaceutical	triethyl citrate	77-93-0	Total	sub	11	2	-	-	4.0E-02	2.0E-01	-	-	4.0E+03	c	1.0E-05	2.0E-01	Out	D1
Pesticide	Trifloxystrobin	141517-21-7	Dissolved	det	2	2	-	-	7.9E-02	7.9E-02	-	-	2.8E-01	a	2.9E-01	-	Low	C4
Pesticide	Trifloxystrobin	141517-21-7	Dissolved	sub	163	90	40	-	3.9E+00	3.9E+00	4.7E+00	-	2.8E-01	a	1.4E+01	1.0E-03	High	A1
Pesticide	trifluralin	1582-09-8	Dissolved	det	40	36	4	-	1.2E-02	1.2E-02	3.3E-03	-	1.9E+00	a	6.1E-03	-	Out	D2
Pesticide	trifluralin	1582-09-8	Dissolved	sub	163	90	50	-	2.1E+00	2.1E+00	2.1E+00	-	1.9E+00	a	1.1E+00	1.0E-03	Low	C1
Pesticide	trifluralin	1582-09-8	Total	det	-	-	-	-	-	-	-	-	1.9E+00	a	-	-	-	-

Class	Compound	CAS #	Matrix	det or sub	N	N (2005 - 2010)	N (2011 - 2015)	N (2016 - 2021)	90 th percentile	90 th percentile (2005-2010)	90 th percentile (2011-2015)	90 th percentile (2015-2021)	MTL	Tox Source	MTQ	trend	Prelim. Monit. Priority	Mon Prior Basis
Pesticide	trifluralin	1582-09-8	Total	sub	197	-	181	-	1.3E-02	-	1.3E-02	-	1.9E+00	a	6.8E-03	1.0E+00	Out	D1
Pharmaceutical	trimethoprim	738-70-5	Dissolved	det	17	-	-	17	4.9E-01	-	-	4.9E-01	1.6E+01	c	3.1E-02	-	Out	D2
Pharmaceutical	trimethoprim	738-70-5	Dissolved	sub	17	-	-	-	4.9E-01	-	-	-	1.6E+01	c	3.1E-02	-	Out	D2
Pharmaceutical	trimethoprim	738-70-5	Total	det	2	2	-	-	3.9E-03	3.9E-03	-	-	1.6E+01	c	2.5E-04	-	Out	D2
Pharmaceutical	trimethoprim	738-70-5	Total	sub	5	5	-	-	3.4E-03	3.4E-03	-	-	1.6E+01	c	2.2E-04	-	Out	D2
OPEs	Tri-n-butyl phosphate	126-73-8	Dissolved	det	59	-	48	11	1.1E-01	-	1.1E-01	2.3E-02	3.7E+01	c	3.0E-03	2.0E-01	Out	D1
OPEs	Tri-n-butyl phosphate	126-73-8	Dissolved	sub	61	-	48	-	1.1E-01	-	1.1E-01	-	3.7E+01	c	3.0E-03	2.6E-01	Out	D1
OPEs	Tri-n-butyl phosphate	126-73-8	Total	det	9	-	1	8	2.6E-02	-	3.6E-02	2.3E-02	3.7E+01	c	6.9E-04	6.5E-01	Out	D1
OPEs	Tri-n-butyl phosphate	126-73-8	Total	sub	12	2	1	-	6.4E-02	2.0E-01	3.6E-02	-	3.7E+01	c	1.7E-03	8.8E-01	Out	D1
OPEs	Triphenyl phosphate	115-86-6	Dissolved	det	48	-	48	-	1.7E-01	-	1.7E-01	-	1.3E-02	c	1.3E+01	-	High	A1
OPEs	Triphenyl phosphate	115-86-6	Dissolved	sub	61	-	48	-	1.5E-01	-	1.7E-01	-	1.3E-02	c	1.1E+01	2.3E-01	High	A1
OPEs	Triphenyl phosphate	115-86-6	Total	det	1	-	1	-	9.3E-02	-	9.3E-02	-	1.3E-02	c	6.9E+00	-	Low	C2
OPEs	Triphenyl phosphate	115-86-6	Total	sub	12	2	1	-	8.0E-02	2.0E-01	9.3E-02	-	1.3E-02	c	6.0E+00	8.6E-01	Low	C1
OPEs	Tris(1,3-dichloro-2-propyl) phosphate	13674-87-8	Dissolved	det	53	-	48	5	2.5E-01	-	2.5E-01	8.3E-02	4.0E-01	c	6.2E-01	3.3E-01	Out	D1
OPEs	Tris(1,3-dichloro-2-propyl) phosphate	13674-87-8	Dissolved	sub	61	-	48	-	2.5E-01	-	2.5E-01	-	4.0E-01	c	6.2E-01	6.3E-01	Out	D1
OPEs	Tris(1,3-dichloro-2-propyl) phosphate	13674-87-8	Total	det	4	-	1	3	8.7E-02	-	8.0E-02	8.4E-02	4.0E-01	c	2.2E-01	1.0E+00	Out	D1
OPEs	Tris(1,3-dichloro-2-propyl) phosphate	13674-87-8	Total	sub	12	2	1	-	3.2E-01	2.0E-01	8.0E-02	-	4.0E-01	c	8.0E-01	4.0E+00	High	A3
OPEs	Tris(2-butoxyethyl) phosphate	78-51-3	Dissolved	det	48	-	48	-	3.0E+00	-	3.0E+00	-	2.5E+00	c	1.2E+00	-	Low	C2
OPEs	Tris(2-butoxyethyl) phosphate	78-51-3	Dissolved	sub	61	-	48	-	2.0E+00	-	3.0E+00	-	2.5E+00	c	8.0E-01	1.1E-01	Out	D1
OPEs	Tris(2-butoxyethyl) phosphate	78-51-3	Total	det	1	-	1	-	4.8E-01	-	4.8E-01	-	2.5E+00	c	1.9E-01	-	Low	C4
OPEs	Tris(2-butoxyethyl) phosphate	78-51-3	Total	sub	12	2	1	-	6.4E-01	2.0E-01	4.8E-01	-	2.5E+00	c	2.6E-01	1.3E+00	Out	D1
OPEs	Tris(2-chloroethyl) phosphate	115-96-8	Dissolved	det	53	-	48	5	3.6E-01	-	3.6E-01	4.7E-02	2.9E+00	c	1.3E-01	1.3E-01	Out	D1
OPEs	Tris(2-chloroethyl) phosphate	115-96-8	Dissolved	sub	61	-	48	-	3.5E-01	-	3.6E-01	-	2.9E+00	c	1.2E-01	2.2E-01	Out	D1
OPEs	Tris(2-chloroethyl) phosphate	115-96-8	Total	det	4	-	1	3	5.9E-02	-	6.3E-02	4.6E-02	2.9E+00	c	2.1E-02	7.4E-01	Out	D1
OPEs	Tris(2-chloroethyl) phosphate	115-96-8	Total	sub	12	2	1	-	1.6E-01	2.0E-01	6.3E-02	-	2.9E+00	c	5.6E-02	2.6E+00	Moderate	B2
OPEs	tris(2-chloroisopropyl) phosphate	13674-84-5	Dissolved	det	48	-	48	-	2.9E+00	-	2.9E+00	-	2.4E+03	c	1.2E-03	-	Out	D2
OPEs	tris(2-chloroisopropyl) phosphate	13674-84-5	Dissolved	sub	48	-	48	-	2.9E+00	-	2.9E+00	-	2.4E+03	c	1.2E-03	-	Out	D2
OPEs	tris(2-chloroisopropyl) phosphate	13674-84-5	Total	det	1	-	1	-	3.8E-01	-	3.8E-01	-	2.4E+03	c	1.6E-04	-	Out	D2
OPEs	tris(2-chloroisopropyl) phosphate	13674-84-5	Total	sub	1	-	1	-	3.8E-01	-	3.8E-01	-	2.4E+03	c	1.6E-04	-	Out	D2
Pharmaceutical	tylosin	1401-69-0	Dissolved	det	5	-	-	5	5.0E-02	-	-	5.0E-02	2.8E+01	n	1.8E-03	-	Out	D2
Pharmaceutical	tylosin	1401-69-0	Dissolved	sub	13	-	-	-	3.7E-02	-	-	-	2.8E+01	n	1.4E-03	-	Out	D2
Pharmaceutical	tylosin	1401-69-0	Total	det	-	-	-	-	-	-	-	-	2.8E+01	n	-	-	-	-
Pharmaceutical	tylosin	1401-69-0	Total	sub	5	5	-	-	5.8E-03	5.8E-03	-	-	2.8E+01	n	2.1E-04	-	Out	D2
Pharmaceutical	valsartan	137862-53-4	Dissolved	det	12	-	-	12	2.4E+00	-	-	2.4E+00	8.0E-01	n	3.0E+00	-	Low	C2
Pharmaceutical	valsartan	137862-53-4	Dissolved	sub	12	-	-	-	2.4E+00	-	-	-	8.0E-01	n	3.0E+00	-	Low	C2
Pharmaceutical	valsartan	137862-53-4	Total	det	5	5	-	-	7.6E-02	7.6E-02	-	-	8.0E-01	n	9.5E-02	-	Out	D2
Pharmaceutical	valsartan	137862-53-4	Total	sub	5	5	-	-	7.6E-02	7.6E-02	-	-	8.0E-01	n	9.5E-02	-	Out	D2
Pharmaceutical	Venlafaxine	93413-69-5	Dissolved	det	3	-	-	3	1.3E-01	-	-	1.3E-01	3.8E+00	n	3.4E-02	-	Out	D2
Pharmaceutical	Venlafaxine	93413-69-5	Dissolved	sub	3	-	-	-	1.3E-01	-	-	-	3.8E+00	n	3.4E-02	-	Out	D2
Pharmaceutical	verapamil	52-53-9	Dissolved	det	14	-	-	14	4.3E-02	-	-	4.3E-02	2.6E-01	c	1.6E-01	-	Low	C4
Pharmaceutical	verapamil	52-53-9	Dissolved	sub	17	-	-	-	4.3E-02	-	-	-	2.6E-01	c	1.6E-01	-	Low	C4
Pharmaceutical	verapamil	52-53-9	Total	det	-	-	-	-	-	-	-	-	2.6E-01	c	-	-	-	-
Pharmaceutical	verapamil	52-53-9	Total	sub	5	5	-	-	1.5E-04	1.5E-04	-	-	2.6E-01	c	5.5E-04	-	Out	D2
Pesticide	VINCLOZOLIN	50471-44-8	Dissolved	det	2	2	-	-	3.7E-02	3.7E-02	-	-	6.0E+00	a	6.2E-03	-	Out	D2
Pesticide	VINCLOZOLIN	50471-44-8	Dissolved	sub	90	90	-	-	5.0E+00	5.0E+00	-	-	6.0E+00	a	8.3E-01	-	Low	C4
Pharmaceutical	virginiamycin	11006-76-1	Total	det	-	-	-	-	-	-	-	-	-	-	-	-	-	-
Pharmaceutical	virginiamycin	11006-76-1	Total	sub	5	5	-	-	3.6E-03	3.6E-03	-	-	-	-	-	-	-	-
Pharmaceutical	warfarin	81-81-2	Dissolved	det	2	-	-	2	4.5E-03	-	-	4.5E-03	3.1E+00	c	1.5E-03	-	Out	D2
Pharmaceutical	warfarin	81-81-2	Dissolved	sub	17	-	-	-	3.1E-03	-	-	-	3.1E+00	c	1.0E-03	-	Out	D2
Pharmaceutical	warfarin	81-81-2	Total	det	-	-	-	-	-	-	-	-	3.1E+00	c	-	-	-	-
Pharmaceutical	warfarin	81-81-2	Total	sub	5	5	-	-	1.4E-03	1.4E-03	-	-	3.1E+00	c	4.7E-04	-	Out	D2

Table H.3. Marine data, for both detected concentrations (det) and substituted (sub) with method detection limits (MDLs), from State Water Board Constituents of Emerging Concern (CEC) Dataset for preliminary prioritization. N = number of entries for compound in dataset, including number (N) of data overall and for 2005-2010, 2011-2016, and 2016-2021, the 90th percentile of concentrations for these periods, the concentrations for the Monitoring Trigger Level (MTL) and Monitoring Trigger Quotient (MTQ). Temporal trend ratio (trend), preliminary monitoring priority (Prelim. Monit. Priority), and monitoring priority basis (Mon Prior Basis) as noted in Chapter 5.2. All concentrations are in micrograms per liter (ug/L). Toxicity databases used (Tox source): a = Aquatic Benchmark, b = Boillet (2008) in Verlicchi P, AI Aukidy M, Zambello E (2012). Occurrence of pharmaceutical compounds in urban wastewater: removal, mass load and environmental risk after a secondary treatment – a review. Science of the Total Environment 429:123-155. c = CompTox, n = Norman, nl = Norman Lowest PNEC.

Class	Compound	CAS #	Matrix	det or sub	N	N (2005 - 2010)	N (2011 - 2015)	N (2016 - 2021)	90 th percentile	90 th percentile (2005-2010)	90 th percentile (2011-2015)	90 th percentile (2015-2021)	MTL	Tox Source	MTQ	trend	Prelim. Monit. Priority	Mon Prior Basis
AP/APEs	2-(4-nonylphenoxy)ethanol	104-35-8	Total	det	-	-	-	-	-	-	-	-	4.5E+01	n	-	-	-	-
AP/APEs	2-(4-nonylphenoxy)ethanol	104-35-8	Total	sub	6	6	-	-	1.6E+00	1.6E+00	-	-	4.5E+01	n	3.6E-02	-	Out	D2
AP/APEs	2-[2-(4-nonylphenoxy)ethoxy]ethanol (mixture)	20427-84-3	Total	det	-	-	-	-	-	-	-	-	3.7E+01	n	-	-	-	-
AP/APEs	2-[2-(4-nonylphenoxy)ethoxy]ethanol (mixture)	20427-84-3	Total	sub	6	6	-	-	3.2E+00	3.2E+00	-	-	3.7E+01	n	8.7E-02	-	Out	D2
Pesticide	3,4-Dichloroaniline	95-76-1	Dissolved	det	20	-	20	-	9.8E-03	-	9.8E-03	-	6.2E-03	c	1.6E+00	-	Low	C2
Pesticide	3,4-Dichloroaniline	95-76-1	Dissolved	sub	20	-	20	-	9.8E-03	-	9.8E-03	-	6.2E-03	c	1.6E+00	-	Low	C2
AP/APEs	4-n-Octylphenol	1806-26-4	Total	det	-	-	-	-	-	-	-	-	1.0E-05	c	-	-	-	-
AP/APEs	4-n-Octylphenol	1806-26-4	Total	sub	6	6	-	-	2.0E-01	2.0E-01	-	-	1.0E-05	c	2.0E+04	-	High	A1
AP/APEs	4-nonylphenol	104-40-5	Total	det	1	1	-	-	1.0E-01	1.0E-01	-	-	1.0E-03	c	1.0E+02	-	High	A1
AP/APEs	4-nonylphenol	104-40-5	Total	sub	6	6	-	-	1.6E+00	1.6E+00	-	-	1.0E-03	c	1.6E+03	-	High	A1
AP/APEs	4-tert-Octylphenol	140-66-9	Total	det	1	1	-	-	2.0E-01	2.0E-01	-	-	1.0E-02	c	2.0E+01	-	High	A1
AP/APEs	4-tert-Octylphenol	140-66-9	Total	sub	6	6	-	-	4.0E-01	4.0E-01	-	-	1.0E-02	c	4.0E+01	-	High	A1
Personal Care Product	Acetophenone	98-86-2	Total	det	-	-	-	-	-	-	-	-	2.5E+04	c	-	-	-	-
Personal Care Product	Acetophenone	98-86-2	Total	sub	16	16	-	-	4.0E-01	4.0E-01	-	-	2.5E+04	c	1.6E-05	-	Out	D2
Pesticide	ALLETHRIN	584-79-2	Total	det	1	-	1	-	3.1E-01	-	3.1E-01	-	1.1E-02	a	3.0E+01	-	High	A1
Pesticide	ALLETHRIN	584-79-2	Total	sub	143	-	98	-	8.5E-04	-	5.0E-04	8.5E-04	1.1E-02	a	8.1E-02	1.7E+00	Low	C3
HABs	Anatoxin a	64285-06-9	Total	det	10	-	-	10	7.6E-01	-	-	7.6E-01	3.4E+03	nl	2.2E-04	-	Out	D2
HABs	Anatoxin a	64285-06-9	Total	sub	14	-	-	-	7.3E-01	-	-	7.3E-01	3.4E+03	nl	2.1E-04	-	Out	D2
Pesticide	Atrazine	1912-24-9	Total	det	-	-	-	-	-	-	-	-	1.0E-01	a	-	-	-	-
Pesticide	Atrazine	1912-24-9	Total	sub	6	6	-	-	2.0E-01	2.0E-01	-	-	1.0E-01	a	2.0E+00	-	Low	C2
Pesticide	Azoxystrobin	131860-33-8	Dissolved	det	15	-	15	-	1.8E-02	-	1.8E-02	-	4.4E+00	a	4.1E-03	-	Out	D2
Pesticide	Azoxystrobin	131860-33-8	Dissolved	sub	15	-	15	-	1.8E-02	-	1.8E-02	-	4.4E+00	a	4.1E-03	-	Out	D2
Personal Care Product	benzophenone	119-61-9	Total	det	2	2	-	-	2.0E-02	2.0E-02	-	-	2.0E+01	c	1.0E-03	-	Out	D2
Personal Care Product	benzophenone	119-61-9	Total	sub	6	6	-	-	2.0E-01	2.0E-01	-	-	2.0E+01	c	1.0E-02	-	Out	D2
Pesticide	Bifenthrin	82657-04-3	Dissolved	det	-	-	-	-	-	-	-	-	5.0E-06	a	-	-	-	-
Pesticide	Bifenthrin	82657-04-3	Dissolved	sub	-	-	-	-	-	-	-	-	5.0E-06	a	-	-	-	-
Pesticide	Bifenthrin	82657-04-3	Total	det	20	-	6	14	1.9E-01	-	1.3E-02	2.2E-01	5.0E-06	a	3.7E+04	1.7E+01	High	A1
Pesticide	Bifenthrin	82657-04-3	Total	sub	668	-	312	-	1.7E-03	-	8.5E-04	1.7E-03	5.0E-06	a	3.4E+02	2.0E+00	High	A1
Bisphenols	bisphenol a	80-05-7	Total	det	3	3	-	-	2.8E-02	2.8E-02	-	-	1.0E-03	c	2.8E+01	-	High	A1
Bisphenols	bisphenol a	80-05-7	Total	sub	6	6	-	-	4.0E-01	4.0E-01	-	-	1.0E-03	c	4.0E+02	-	High	A1
Pesticide	Boscalid	188425-85-6	Dissolved	det	15	-	15	-	2.7E-02	-	2.7E-02	-	1.2E+02	a	2.3E-04	-	Out	D2
Pesticide	Boscalid	188425-85-6	Dissolved	sub	15	-	15	-	2.7E-02	-	2.7E-02	-	1.2E+02	a	2.3E-04	-	Out	D2
Pesticide	BROMACIL	314-40-9	Total	det	-	-	-	-	-	-	-	-	6.8E+00	a	-	-	-	-
Pesticide	BROMACIL	314-40-9	Total	sub	6	6	-	-	8.0E-01	8.0E-01	-	-	6.8E+00	a	1.2E-01	-	Low	C4
Phthalates	Butyl benzyl phthalate	85-68-7	Total	det	5	-	5	-	1.3E-01	-	1.3E-01	-	1.0E-02	c	1.3E+01	-	High	A1
Phthalates	Butyl benzyl phthalate	85-68-7	Total	sub	7	-	5	-	1.3E-01	-	1.3E-01	1.1E+00	1.0E-02	c	1.3E+01	8.2E+00	High	A1
Pharmaceutical	caffeine	58-08-2	Total	det	1	1	-	-	8.0E-02	8.0E-02	-	-	1.0E-04	c	8.0E+02	-	High	A1
Pharmaceutical	caffeine	58-08-2	Total	sub	6	6	-	-	2.0E-01	2.0E-01	-	-	1.0E-04	c	2.0E+03	-	High	A1
Personal Care Product	Camphor	76-22-2	Total	det	2	2	-	-	3.9E-02	3.9E-02	-	-	3.6E+02	n	1.1E-04	-	Out	D2
Personal Care Product	Camphor	76-22-2	Total	sub	6	6	-	-	2.0E-01	2.0E-01	-	-	3.6E+02	n	5.5E-04	-	Out	D2
Pesticide	CARBARYL	63-25-2	Total	det	-	-	-	-	-	-	-	-	5.0E-02	a	-	-	-	-
Pesticide	CARBARYL	63-25-2	Total	sub	6	6	-	-	2.0E-01	2.0E-01	-	-	5.0E-02	a	4.0E+00	-	Low	C2
Pesticide	Chlorpyrifos	2921-88-2	Total	det	2	-	2	-	1.2E-01	-	1.2E-01	-	4.0E-03	a	2.9E+01	-	High	A1
Pesticide	Chlorpyrifos	2921-88-2	Total	sub	656	12	283	-	1.8E-02	1.1E-01	1.8E-02	1.8E-02	4.0E-03	a	4.5E+00	1.0E+00	Low	C1
Pesticide	Chlorpyrifos-methyl	5598-13-0	Total	det	-	-	-	-	-	-	-	-	8.5E-04	a	-	-	-	-
Pesticide	Chlorpyrifos-methyl	5598-13-0	Total	sub	457	6	163	-	3.0E-03	2.0E-02	3.0E-03	3.0E-03	8.5E-04	a	3.5E+00	1.0E+00	Low	C1
Pharmaceutical	cotinine	486-56-6	Total	det	-	-	-	-	-	-	-	-	2.8E+03	n	-	-	-	-
Pharmaceutical	cotinine	486-56-6	Total	sub	6	6	-	-	8.0E-01	8.0E-01	-	-	2.8E+03	n	2.9E-04	-	Out	D2
Pesticide	CYFLUTHRIN	68359-37-5	Total	det	17	-	9	8	9.9E-03	-	1.3E-02	4.6E-03	1.2E-04	a	8.3E+01	3.6E-01	High	A1
Pesticide	CYFLUTHRIN	68359-37-5	Total	sub	678	-	322	-	1.1E-03	-	1.1E-03	1.1E-03	1.2E-04	a	9.2E+00	1.0E+00	Low	C1
Phthalates	Di-2-ethylhexyl phthalate	117-81-7	Total	det	30	6	20	4	1.4E+00	1.2E+01	8.6E-01	9.4E-01	6.0E-06	c	2.3E+05	1.1E+00	High	A1
Phthalates	Di-2-ethylhexyl phthalate	117-81-7	Total	sub	118	76	20	-	1.0E+00	1.0E+00	8.6E-01	4.2E-01	6.0E-06	c	1.7E+05	4.9E-01	High	A1
Pesticide	diazinon	333-41-5	Total	det	5	4	1	-	3.5E-02	2.8E-02	3.9E-02	-	1.1E-02	a	3.3E+00	-	Low	C2

Class	Compound	CAS #	Matrix	det or sub	N	N (2005 - 2010)	N (2011 - 2015)	N (2016 - 2021)	90 th percentile	90 th percentile (2005-2010)	90 th percentile (2011-2015)	90 th percentile (2015-2021)	MTL	Tox Source	MTQ	trend	Prelim. Monit. Priority	Mon Prior Basis
Pesticide	diazinon	333-41-5	Total	sub	656	12	283	-	1.4E-02	1.0E-01	1.4E-02	1.4E-02	1.1E-02	a	1.3E+00	1.0E+00	Low	C1
Phthalates	Dibutyl phthalate	84-74-2	Total	det	6	-	4	2	9.9E-01	-	1.6E-01	1.1E+00	4.9E-02	c	2.0E+01	6.9E+00	High	A1
Phthalates	Dibutyl phthalate	84-74-2	Total	sub	109	72	15	-	1.5E+00	1.5E+00	1.4E-01	3.9E-01	4.9E-02	c	3.1E+01	2.7E+00	High	A1
Pesticide	Dichlorvos	62-73-7	Total	det	1	-	-	1	1.1E-01	-	-	1.1E-01	5.8E-03	a	1.9E+01	-	High	A1
Pesticide	Dichlorvos	62-73-7	Total	sub	122	12	65	-	3.0E-03	1.2E-01	3.0E-03	3.6E-02	5.8E-03	a	5.2E-01	1.2E+01	High	A3
Phthalates	Diethyl phthalate	84-66-2	Total	det	10	1	9	-	2.4E-01	2.0E-01	2.4E-01	-	1.1E+00	c	2.1E-01	-	Low	C4
Phthalates	Diethyl phthalate	84-66-2	Total	sub	115	78	15	-	1.4E+00	1.4E+00	2.3E-01	2.6E-01	1.1E+00	c	1.2E+00	1.1E+00	Low	C1
Phthalates	Dimethyl phthalate	131-11-3	Total	det	-	-	-	-	-	-	-	-	1.0E+00	c	-	-	-	-
Phthalates	Dimethyl phthalate	131-11-3	Total	sub	109	72	15	-	1.3E+00	1.3E+00	4.6E-02	2.2E-01	1.0E+00	c	1.3E+00	4.8E+00	High	A2
Phthalates	Di-n-octyl phthalate	117-84-0	Total	det	-	-	-	-	-	-	-	-	1.8E-01	c	-	-	-	-
Phthalates	Di-n-octyl phthalate	117-84-0	Total	sub	109	72	15	-	1.0E+00	1.0E+00	4.8E-02	2.4E-01	1.8E-01	c	5.6E+00	5.0E+00	High	A2
Pharmaceutical	diphenylhydrazine, 1,2-	122-66-7	Total	det	-	-	-	-	-	-	-	-	1.5E+02	c	-	-	-	-
Pharmaceutical	diphenylhydrazine, 1,2-	122-66-7	Total	sub	2	-	-	-	1.8E+00	-	-	1.8E+00	1.5E+02	c	1.2E-02	-	Out	D2
Pesticide	disulfoton	298-04-4	Total	det	-	-	-	-	-	-	-	-	1.0E-03	a	-	-	-	-
Pesticide	disulfoton	298-04-4	Total	sub	181	6	102	-	1.0E-03	1.0E-02	1.0E-03	5.0E-03	1.0E-03	a	1.0E+00	5.0E+00	High	A2
Pesticide	Diuron	330-54-1	Dissolved	det	25	-	25	-	2.9E-02	-	2.9E-02	-	1.3E-02	a	2.2E+00	-	Low	C2
Pesticide	Diuron	330-54-1	Dissolved	sub	25	-	25	-	2.9E-02	-	2.9E-02	-	1.3E-02	a	2.2E+00	-	Low	C2
Pesticide	fipronil	120068-37-3	Total	det	8	-	-	8	5.9E-02	-	-	5.9E-02	5.0E-05	c	1.2E+03	-	High	A1
Pesticide	fipronil	120068-37-3	Total	sub	37	-	-	-	2.8E-02	-	-	2.8E-02	5.0E-05	c	5.6E+02	-	High	A1
Pesticide	FLUVALINATE	69409-94-5	Total	det	-	-	-	-	-	-	-	-	3.2E-04	c	-	-	-	-
Pesticide	FLUVALINATE	69409-94-5	Total	sub	58	-	58	-	5.0E-04	-	5.0E-04	-	3.2E-04	c	1.6E+00	-	Low	C2
Personal Care Product	galaxolide	1222-05-5	Total	det	4	4	-	-	1.0E-02	1.0E-02	-	-	2.4E-01	c	4.1E-02	-	Out	D2
Personal Care Product	galaxolide	1222-05-5	Total	sub	6	6	-	-	2.0E-01	2.0E-01	-	-	2.4E-01	c	8.3E-01	-	Low	C4
Pesticide	gamma-cyhalothrin	76703-62-3	Total	det	9	-	1	8	3.4E-03	-	8.0E-04	4.6E-03	4.0E-05	a	8.6E+01	5.8E+00	High	A1
Pesticide	gamma-cyhalothrin	76703-62-3	Total	sub	666	-	309	-	5.0E-04	-	5.0E-04	5.0E-04	4.0E-05	a	1.3E+01	1.0E+00	High	A1
Pesticide	Hexazinon	51235-04-2	Dissolved	det	29	-	29	-	1.3E-01	-	1.3E-01	-	7.0E-01	a	1.8E-01	-	Low	C4
Pesticide	Hexazinon	51235-04-2	Dissolved	sub	29	-	29	-	1.3E-01	-	1.3E-01	-	7.0E-01	a	1.8E-01	-	Low	C4
Pesticide	Imidacloprid	138261-41-3	Dissolved	det	4	-	4	-	2.2E-03	-	2.2E-03	-	1.0E-02	a	2.2E-01	-	Low	C4
Pesticide	Imidacloprid	138261-41-3	Dissolved	sub	4	-	4	-	2.2E-03	-	2.2E-03	-	1.0E-02	a	2.2E-01	-	Low	C4
Personal Care Product	Indole	120-72-9	Total	det	5	5	-	-	8.2E-02	8.2E-02	-	-	2.1E+02	n	3.9E-04	-	Out	D2
Personal Care Product	Indole	120-72-9	Total	sub	6	6	-	-	1.6E-01	1.6E-01	-	-	2.1E+02	n	7.4E-04	-	Out	D2
Personal Care Product	Isoborneol	124-76-5	Total	det	-	-	-	-	-	-	-	-	-	-	-	-	-	-
Personal Care Product	Isoborneol	124-76-5	Total	sub	6	6	-	-	2.0E-01	2.0E-01	-	-	-	-	-	-	-	-
HABs	L-Domoic acid	14277-97-5A	Total	det	1	-	-	1	7.8E-02	-	-	7.8E-02	3.8E+03	n	2.0E-05	-	Out	D2
HABs	L-Domoic acid	14277-97-5A	Total	sub	14	-	-	-	3.3E-02	-	-	3.3E-02	3.8E+03	n	8.6E-06	-	Out	D2
Personal Care Product	Limonene, d-	5989-27-5	Total	det	-	-	-	-	-	-	-	-	7.4E+01	c	-	-	-	-
Personal Care Product	Limonene, d-	5989-27-5	Total	sub	6	6	-	-	2.0E-01	2.0E-01	-	-	7.4E+01	c	2.7E-03	-	Out	D2
Pesticide	malathion	121-75-5	Dissolved	det	1	-	1	-	3.7E-03	-	3.7E-03	-	6.0E-03	a	6.2E-01	-	Low	C4
Pesticide	malathion	121-75-5	Dissolved	sub	1	-	1	-	3.7E-03	-	3.7E-03	-	6.0E-03	a	6.2E-01	-	Low	C4
Pesticide	malathion	121-75-5	Total	det	3	-	1	2	1.6E+00	-	1.7E-01	1.7E+00	6.0E-03	a	2.7E+02	1.0E+01	High	A1
Pesticide	malathion	121-75-5	Total	sub	632	6	265	-	1.8E-02	3.0E-02	1.8E-02	1.8E-02	6.0E-03	a	3.0E+00	1.0E+00	Low	C1
Personal Care Product	Menthol	1490-04-6	Total	det	-	-	-	-	-	-	-	-	2.3E+02	c	-	-	-	-
Personal Care Product	Menthol	1490-04-6	Total	sub	6	6	-	-	2.0E-01	2.0E-01	-	-	2.3E+02	c	8.7E-04	-	Out	D2
Personal Care Product	Methyl salicylate	119-36-8	Total	det	-	-	-	-	-	-	-	-	7.9E+01	c	-	-	-	-
Personal Care Product	Methyl salicylate	119-36-8	Total	sub	6	6	-	-	2.0E-01	2.0E-01	-	-	7.9E+01	c	2.5E-03	-	Out	D2
Personal Care Product	Methylindole, 3-	83-34-1	Total	det	2	2	-	-	7.3E-02	7.3E-02	-	-	8.8E+01	c	8.3E-04	-	Out	D2
Personal Care Product	Methylindole, 3-	83-34-1	Total	sub	6	6	-	-	2.0E-01	2.0E-01	-	-	8.8E+01	c	2.3E-03	-	Out	D2
Pesticide	Metolachlor	51218-45-2	Dissolved	det	21	-	21	-	2.8E-02	-	2.8E-02	-	1.0E-01	a	2.8E-01	-	Low	C4
Pesticide	Metolachlor	51218-45-2	Dissolved	sub	21	-	21	-	2.8E-02	-	2.8E-02	-	1.0E-01	a	2.8E-01	-	Low	C4
Pesticide	Metolachlor	51218-45-2	Total	det	-	-	-	-	-	-	-	-	1.0E-01	a	-	-	-	-
Pesticide	Metolachlor	51218-45-2	Total	sub	6	6	-	-	2.0E-01	2.0E-01	-	-	1.0E-01	a	2.0E+00	-	Low	C2
HABs	Microcystin LA	96180-79-9	Total	det	-	-	-	-	-	-	-	-	1.2E+00	n	-	-	-	-
HABs	Microcystin LA	96180-79-9	Total	sub	14	-	-	-	1.6E-01	-	-	1.6E-01	1.2E+00	n	1.3E-01	-	Low	C4
HABs	Microcystin LR	101043-37-2	Total	det	-	-	-	-	-	-	-	-	1.0E+00	c	-	-	-	-

Class	Compound	CAS #	Matrix	det or sub	N	N (2005 - 2010)	N (2011 - 2015)	N (2016 - 2021)	90 th percentile	90 th percentile (2005-2010)	90 th percentile (2011-2015)	90 th percentile (2015-2021)	MTL	Tox Source	MTQ	trend	Prelim. Monit. Priority	Mon Prior Basis
HABs	Microcystin LR	101043-37-2	Total	sub	14	-	-	-	1.3E-01	-	-	1.3E-01	1.0E+00	c	1.3E-01	-	Low	C4
HABs	Microcystin RR	111755-37-4	Total	det	-	-	-	-	-	-	-	-	1.2E+05	n	-	-	-	-
HABs	Microcystin RR	111755-37-4	Total	sub	14	-	-	-	5.0E-02	-	-	5.0E-02	1.2E+05	n	4.1E-07	-	Out	D2
HABs	Microcystin YR	101064-48-6	Total	det	-	-	-	-	-	-	-	-	7.7E-01	n	-	-	-	-
HABs	Microcystin YR	101064-48-6	Total	sub	14	-	-	-	1.0E-01	-	-	1.0E-01	7.7E-01	n	1.4E-01	-	Low	C4
HABs	Nodularin	118399-22-7	Total	det	-	-	-	-	-	-	-	-	1.7E+00	n	-	-	-	-
HABs	Nodularin	118399-22-7	Total	sub	14	-	-	-	3.7E-02	-	-	3.7E-02	1.7E+00	n	2.2E-02	-	Out	D2
HABs	Okadaic acid	78111-17-8	Total	det	-	-	-	-	-	-	-	-	4.7E+01	n	-	-	-	-
HABs	Okadaic acid	78111-17-8	Total	sub	14	-	-	-	5.3E-02	-	-	5.3E-02	4.7E+01	n	1.1E-03	-	Out	D2
Pesticide	OXADIAZON	19666-30-9	Total	det	-	-	-	-	-	-	-	-	8.8E-02	a	-	-	-	-
Pesticide	OXADIAZON	19666-30-9	Total	sub	6	6	-	-	1.0E-03	1.0E-03	-	-	8.8E-02	a	1.1E-02	-	Out	D2
Pesticide	parathion	56-38-2	Total	det	-	-	-	-	-	-	-	-	2.0E-04	c	-	-	-	-
Pesticide	parathion	56-38-2	Total	sub	511	6	172	-	3.0E-03	3.0E-02	3.0E-03	3.0E-03	2.0E-04	c	1.5E+01	1.0E+00	High	A1
Pesticide	Pendimethalin	40487-42-1	Dissolved	det	4	-	4	-	2.0E-02	-	2.0E-02	-	5.2E-01	a	3.9E-02	-	Out	D2
Pesticide	Pendimethalin	40487-42-1	Dissolved	sub	4	-	4	-	2.0E-02	-	2.0E-02	-	5.2E-01	a	3.9E-02	-	Out	D2
Pesticide	Pendimethalin	40487-42-1	Total	det	14	-	-	14	1.4E-01	-	-	1.4E-01	5.2E-01	a	2.6E-01	-	Low	C4
Pesticide	Pendimethalin	40487-42-1	Total	sub	48	-	3	-	1.0E-01	-	5.0E-04	1.1E-01	5.2E-01	a	2.0E-01	2.1E+02	High	A3
Pesticide	permethrin	52645-53-1	Total	det	25	-	17	8	1.0E-01	-	8.1E-02	9.9E-02	3.3E-04	a	3.1E+02	1.2E+00	High	A1
Pesticide	permethrin	52645-53-1	Total	sub	91	-	46	-	1.4E-02	-	1.8E-02	1.0E-02	3.3E-04	a	4.2E+01	5.6E-01	High	A1
Pesticide	phenothrin	26002-80-2	Total	det	1	-	1	-	1.2E-02	-	1.2E-02	-	4.7E-02	a	2.6E-01	-	Low	C4
Pesticide	phenothrin	26002-80-2	Total	sub	76	-	31	-	2.4E-03	-	1.8E-03	2.4E-03	4.7E-02	a	5.1E-02	1.3E+00	Out	D1
AP/APEs	Polyoxyethylene branched-C9-alkylphenol (mixture)	68412-54-4	Total	det	1	1	-	-	1.0E-01	1.0E-01	-	-	-	-	-	-	-	-
AP/APEs	Polyoxyethylene branched-C9-alkylphenol (mixture)	68412-54-4	Total	sub	15	15	-	-	3.2E-01	3.2E-01	-	-	-	-	-	-	-	-
Pesticide	PROPICONAZOLE	60207-90-1	Dissolved	det	1	-	1	-	2.0E-02	-	2.0E-02	-	1.5E+00	a	1.3E-02	-	Out	D2
Pesticide	PROPICONAZOLE	60207-90-1	Dissolved	sub	1	-	1	-	2.0E-02	-	2.0E-02	-	1.5E+00	a	1.3E-02	-	Out	D2
Pesticide	Resmethrin	10453-86-8	Total	det	-	-	-	-	-	-	-	-	1.4E-02	a	-	-	-	-
Pesticide	Resmethrin	10453-86-8	Total	sub	89	-	89	-	5.0E-03	-	5.0E-03	-	1.4E-02	a	3.6E-01	-	Low	C4
Pesticide	Simazine	122-34-9	Dissolved	det	12	-	12	-	1.2E-01	-	1.2E-01	-	6.0E+00	a	1.9E-02	-	Out	D2
Pesticide	Simazine	122-34-9	Dissolved	sub	12	-	12	-	1.2E-01	-	1.2E-01	-	6.0E+00	a	1.9E-02	-	Out	D2
Pharmaceutical	sitosterol, beta-	83-46-5	Total	det	2	2	-	-	2.0E+00	2.0E+00	-	-	1.0E-01	c	2.0E+01	-	High	A1
Pharmaceutical	sitosterol, beta-	83-46-5	Total	sub	6	6	-	-	1.9E+00	1.9E+00	-	-	1.0E-01	c	1.9E+01	-	High	A1
Pesticide	Tetramethrin	7696-12-0	Total	det	-	-	-	-	-	-	-	-	1.9E-02	a	-	-	-	-
Pesticide	Tetramethrin	7696-12-0	Total	sub	2	-	2	-	2.0E-04	-	2.0E-04	-	1.9E-02	a	1.1E-02	-	Out	D2
Personal Care Product	tonalide	21145-77-7	Total	det	-	-	-	-	-	-	-	-	7.2E-02	c	-	-	-	-
Personal Care Product	tonalide	21145-77-7	Total	sub	6	6	-	-	2.0E-01	2.0E-01	-	-	7.2E-02	c	2.8E+00	-	Low	C2
Pesticide	Trichlorfon	52-68-6	Total	det	-	-	-	-	-	-	-	-	5.7E-04	a	-	-	-	-
Pesticide	Trichlorfon	52-68-6	Total	sub	6	6	-	-	3.0E-02	3.0E-02	-	-	5.7E-04	a	5.3E+01	-	High	A1
Personal Care Product	triclosan	3380-34-5	Total	det	-	-	-	-	-	-	-	-	4.5E-03	c	-	-	-	-
Personal Care Product	triclosan	3380-34-5	Total	sub	6	6	-	-	2.0E-01	2.0E-01	-	-	4.5E-03	c	4.4E+01	-	High	A1
Pharmaceutical	triethyl citrate	77-93-0	Total	det	-	-	-	-	-	-	-	-	4.0E+03	c	-	-	-	-
Pharmaceutical	triethyl citrate	77-93-0	Total	sub	6	6	-	-	2.0E-01	2.0E-01	-	-	4.0E+03	c	5.0E-05	-	Out	D2
Pesticide	trifluralin	1582-09-8	Dissolved	det	-	-	-	-	-	-	-	-	1.9E+00	a	-	-	-	-
Pesticide	trifluralin	1582-09-8	Dissolved	sub	-	-	-	-	-	-	-	-	1.9E+00	a	-	-	-	-
OPEs	Tri-n-butyl phosphate	126-73-8	Total	det	-	-	-	-	-	-	-	-	3.7E+01	-	-	-	-	-
OPEs	Tri-n-butyl phosphate	126-73-8	Total	sub	6	6	-	-	2.0E-01	2.0E-01	-	-	3.7E+01	-	5.4E-03	-	Out	D2
OPEs	Triphenyl phosphate	115-86-6	Total	det	-	-	-	-	-	-	-	-	1.3E-02	c	-	-	-	-
OPEs	Triphenyl phosphate	115-86-6	Total	sub	6	6	-	-	2.0E-01	2.0E-01	-	-	1.3E-02	c	1.5E+01	-	High	A1
OPEs	Tris(1,3-dichloro-2-propyl) phosphate	13674-87-8	Total	det	-	-	-	-	-	-	-	-	4.0E-01	c	-	-	-	-
OPEs	Tris(1,3-dichloro-2-propyl) phosphate	13674-87-8	Total	sub	6	6	-	-	2.0E-01	2.0E-01	-	-	4.0E-01	c	5.0E-01	-	Low	C4
OPEs	Tris(2-butoxyethyl) phosphate	78-51-3	Total	det	1	1	-	-	8.0E-02	8.0E-02	-	-	2.5E+00	c	3.2E-02	-	Out	D2
OPEs	Tris(2-butoxyethyl) phosphate	78-51-3	Total	sub	6	6	-	-	2.0E-01	2.0E-01	-	-	2.5E+00	c	8.0E-02	-	Out	D2
OPEs	Tris(2-chloroethyl) phosphate	115-96-8	Total	det	-	-	-	-	-	-	-	-	2.9E+00	c	-	-	-	-
OPEs	Tris(2-chloroethyl) phosphate	115-96-8	Total	sub	6	6	-	-	2.0E-01	2.0E-01	-	-	2.9E+00	c	7.0E-02	-	Out	D2

APPENDIX I – LISTS OF CECs IN FRESH, ESTUARINE, AND MARINE WATERS FROM PRELIMINARY PRIORITIZATION FRAMEWORK

Table I.1. Pre-screening shortlist of constituents of emerging concern (CECs) in freshwater with ‘High’ priority, with Monitoring Priority Basis (Mon Prior Basis), Monitoring Trigger Levels (MTL) in micrograms per liter (ug/L), detected and substituted Monitoring Trigger Levels (MTQ_{det} and MTQ_{sub}, respectively), Measured Environmental Concentrations (MECs) in ug/L, number (N) in dataset, and Method Detection Limit (MDL) in ug/L used for compounds using MTQ_{sub}. NA = not applicable.

CEC	Mon Prior Basis	MTL	Matrix	MTQ _{det}	MTQ _{sub}	MEC	N	MDL
3,4-Dichloroaniline	A1	6.2E-03	Dissolved	3.4E+01	NA	2.1E-01	1038	NA
Butyl benzyl phthalate	A1	1.0E-02	Total	8.2E+01	NA	8.2E-01	222	NA
Di-2-ethylhexyl phthalate	A1	6.0E-06	Total	1.7E+05	NA	1.0E+00	224	NA
Dichlorvos	A1	5.8E-03	Dissolved	1.8E+01	NA	1.1E-01	9	NA
disulfoton	A1	1.0E-03	Total	8.8E+01	NA	8.8E-02	358	NA
gamma-cyhalothrin	A1	4.0E-05	Total	3.7E+02	NA	1.5E-02	375	NA
Lyngbyatoxin-a	A1	1.6E-01	Total	1.6E+01	NA	2.5E+00	1	NA
malathion	A1	6.0E-03	Total	4.0E+01	NA	2.4E-01	729	NA
Metolachlor	A1	1.0E-01	Total	1.3E+01	NA	1.3E+00	32	NA
Microcystin YR	A1	7.7E-01	Total	1.2E+01	NA	9.3E+00	3	NA
PBDE 099	A1	3.9E-03	Total	2.2E+01	NA	8.5E-02	7	NA
sitosterol, beta-	A1	1.0E-01	Total	8.2E+01	NA	8.2E+00	3	NA
Trichlorfon	A1	5.7E-04	Total	4.4E+02	NA	2.5E-01	4	NA
4-n-Octylphenol	A1	1.0E-05	Total	NA	5.0E+06	5.0E+01	41	5.0E+01
4-nonylphenol	A1	1.0E-03	Dissolved	NA	2.0E+03	2.0E+00	9	2.0E+00
4-tert-Octylphenol	A1	1.0E-02	Total	NA	5.0E+03	5.0E+01	41	5.0E+01
acetaminophen	A1	1.0E-02	Total	NA	2.0E+03	2.0E+01	2	2.0E+01
ALLETHRIN	A1	1.1E-02	Dissolved	NA	9.5E+01	1.0E+00	922	1.0E+00
Androstenedione	A1	7.0E-02	Total	NA	1.1E+01	8.0E-01	20	8.0E-01
atorvastatin	A1	8.5E-01	Dissolved	NA	1.2E+01	1.0E+01	135	1.0E+01
Atrazine	A1	1.0E-01	Dissolved	NA	2.3E+01	2.3E+00	2941	2.3E+00
benfluralin	A1	1.9E-01	Total	NA	1.1E+01	2.0E+00	10	2.0E+00
Bezafibrate	A1	1.0E-01	Dissolved	NA	1.0E+02	1.0E+01	273	1.0E+01
Bifenthrin	A1	5.0E-06	Dissolved	NA	9.4E+05	4.7E+00	1803	4.7E+00
bisphenol a	A1	1.0E-03	Total	NA	5.0E+04	5.0E+01	50	5.0E+01
Butylparaben	A1	2.6E-01	Dissolved	NA	3.8E+01	1.0E+01	273	1.0E+01
caffeine	A1	1.0E-04	Dissolved	NA	1.0E+05	1.0E+01	548	1.0E+01
carbamazepine	A1	5.0E-02	Dissolved	NA	2.0E+02	1.0E+01	511	1.0E+01
CARBARYL	A1	5.0E-02	Dissolved	NA	1.3E+02	6.5E+00	2784	6.5E+00
Carbendazim	A3	9.9E-02	Dissolved	NA	5.2E-01	5.1E-02	1532	5.1E-02
celestolide	A1	3.6E-01	Total	NA	1.4E+02	5.0E+01	33	5.0E+01
CHLOROTHALONIL	A1	6.0E-02	Dissolved	NA	6.8E+01	4.1E+00	933	4.1E+00
Chlorpyrifos	A1	4.0E-03	Dissolved	NA	5.3E+02	2.1E+00	2408	2.1E+00
Chlorpyrifos-methyl	A1	8.5E-04	Total	NA	2.4E+01	2.0E-02	951	2.0E-02
CHLORSULFURON	A1	3.5E-01	Dissolved	NA	1.4E+02	5.0E+01	1005	5.0E+01
Citalopram	A1	1.0E+00	Dissolved	NA	2.0E+01	2.0E+01	230	2.0E+01
clonidine	A3	2.1E+02	Dissolved	NA	3.9E-01	8.0E+01	252	8.0E+01
clothianidin	A1	5.0E-03	Dissolved	NA	7.8E+02	3.9E+00	999	3.9E+00
CYFLUTHRIN	A1	1.2E-04	Dissolved	NA	8.3E+03	1.0E+00	1467	1.0E+00
Deisopropylatrazine	A1	3.5E-02	Dissolved	NA	5.7E+02	2.0E+01	1276	2.0E+01
deltamethrin	A1	2.6E-06	Dissolved	NA	2.3E+05	6.0E-01	925	6.0E-01
diazinon	A1	1.1E-02	Dissolved	NA	8.6E+01	9.0E-01	2650	9.0E-01

CEC	Mon Prior Basis	MTL	Matrix	MTQ _{det}	MTQ _{sub}	MEC	N	MDL
dicamba	A1	6.1E+00	Dissolved	NA	8.2E+01	5.0E+02	992	5.0E+02
diclofenac	A1	1.0E-04	Dissolved	NA	1.0E+05	1.0E+01	273	1.0E+01
Difenoconazole	A1	8.6E-02	Dissolved	NA	1.2E+02	1.1E+01	826	1.1E+01
diltiazem	A1	1.0E-01	Dissolved	NA	1.0E+02	1.0E+01	504	1.0E+01
Diuron	A1	1.3E-02	Dissolved	NA	2.5E+02	3.2E+00	2073	3.2E+00
estradiol, 17beta-	A1	4.0E-05	Total	NA	2.0E+04	8.0E-01	72	8.0E-01
Estriol	A1	4.7E-04	Total	NA	4.3E+03	2.0E+00	20	2.0E+00
estrone	A1	5.0E-04	Total	NA	2.0E+05	1.0E+02	53	1.0E+02
ethinylestradiol, 17alpha-	A1	3.0E-06	Total	NA	3.3E+07	1.0E+02	53	1.0E+02
fipronil	A1	5.0E-05	Dissolved	NA	5.8E+04	2.9E+00	2673	2.9E+00
Fipronil-sulfide	A1	1.6E-01	Dissolved	NA	1.1E+01	1.8E+00	2632	1.8E+00
Fluazinam	A1	6.9E-02	Dissolved	NA	6.4E+01	4.4E+00	802	4.4E+00
Flumioxazin	A1	4.9E-02	Dissolved	NA	4.1E+01	2.0E+00	15	2.0E+00
fluoxetine	A1	2.0E-03	Dissolved	NA	5.0E+03	1.0E+01	506	1.0E+01
FLUVALINATE	A1	3.2E-04	Dissolved	NA	2.2E+03	7.0E-01	779	7.0E-01
FORAMSULFURON	A1	6.5E-01	Dissolved	NA	3.1E+01	2.0E+01	147	2.0E+01
galaxolide	A1	2.4E-01	Total	NA	2.1E+02	5.0E+01	41	5.0E+01
gemfibrozil	A1	4.3E-03	Dissolved	NA	2.3E+03	1.0E+01	276	1.0E+01
glipizide	A1	9.0E+00	Dissolved	NA	2.2E+01	2.0E+02	244	2.0E+02
glyburide	A1	6.3E-01	Dissolved	NA	1.6E+01	1.0E+01	503	1.0E+01
Halosulfuron-methyl	A1	4.2E-03	Dissolved	NA	6.0E+03	2.5E+01	905	2.5E+01
Hexazinon	A3	7.0E-01	Total	NA	1.4E-01	1.0E-01	58	1.0E-01
hydrocortisone	A1	1.0E+00	Dissolved	NA	2.0E+02	2.0E+02	230	2.0E+02
Hydroxysimazine	A1	1.8E+01	Dissolved	NA	1.4E+01	2.5E+02	904	2.5E+02
ibuprofen	A1	1.0E-02	Dissolved	NA	1.0E+03	1.0E+01	292	1.0E+01
Imidacloprid	A1	1.0E-02	Dissolved	NA	3.8E+02	3.8E+00	2116	3.8E+00
Linuron	A1	9.0E-03	Dissolved	NA	1.1E+03	1.0E+01	1294	1.0E+01
MANCOZEB	A1	1.4E-01	Total	NA	2.2E+02	3.0E+01	2	3.0E+01
Metconazole	A1	2.9E-01	Dissolved	NA	1.8E+01	5.2E+00	1788	5.2E+00
Microcystin LA	A3	1.2E+00	Dissolved	NA	1.3E-01	1.6E-01	21	1.6E-01
Microcystin LR	A3	1.0E+00	Dissolved	NA	1.3E-01	1.3E-01	21	1.3E-01
musk ketone	A1	1.0E+00	Total	NA	5.0E+01	5.0E+01	33	5.0E+01
Norethindrone	A1	3.7E-03	Total	NA	2.2E+02	8.0E-01	20	8.0E-01
norverapamil	A3	1.1E+01	Dissolved	NA	9.5E-01	1.0E+01	503	1.0E+01
OXADIAZON	A1	8.8E-02	Dissolved	NA	2.4E+01	2.1E+00	630	2.1E+00
parathion	A1	2.0E-04	Dissolved	NA	5.0E+03	1.0E+00	25	1.0E+00
permethrin	A1	3.3E-04	Dissolved	NA	1.8E+03	6.0E-01	957	6.0E-01
PFNA	A1	8.0E-01	Dissolved	NA	1.3E+01	1.0E+01	77	1.0E+01
PFOA	A1	1.0E-03	Dissolved	NA	1.0E+04	1.0E+01	77	1.0E+01
PFOS	A1	3.5E-01	Dissolved	NA	2.9E+01	1.0E+01	77	1.0E+01
phantolide	A1	4.8E+00	Total	NA	1.0E+01	5.0E+01	33	5.0E+01
phenothrin	A1	4.7E-02	Dissolved	NA	2.1E+01	1.0E+00	907	1.0E+00
Prodiamine	A1	1.5E-01	Dissolved	NA	3.5E+01	5.2E+00	630	5.2E+00
promethazine	A1	1.3E+00	Dissolved	NA	1.1E+02	1.4E+02	230	1.4E+02
Pyraclostrobin	A1	1.5E-01	Dissolved	NA	1.9E+01	2.9E+00	1798	2.9E+00
Pyriproxyfen	A1	1.5E-03	Dissolved	NA	3.5E+03	5.2E+00	1096	5.2E+00
ranitidine	A2	3.7E+01	Dissolved	NA	5.4E+00	2.0E+02	271	2.0E+02
Resmethrin	A1	1.4E-02	Dissolved	NA	7.1E+01	1.0E+00	907	1.0E+00
Simazine	A3	6.0E+00	Dissolved	NA	8.3E-01	5.0E+00	2698	5.0E+00
sulfamethoxazole	A1	1.3E-01	Dissolved	NA	7.6E+01	1.0E+01	511	1.0E+01
Sulfentrazone	A3	2.9E+01	Dissolved	NA	3.8E-01	1.1E+01	905	1.1E+01
sulfometuron-methyl	A1	4.5E-01	Dissolved	NA	1.1E+01	5.0E+00	1261	5.0E+00
Tamoxifen	A1	4.1E-02	Dissolved	NA	6.6E+03	2.7E+02	158	2.7E+02

CEC	Mon Prior Basis	MTL	Matrix	MTQ _{det}	MTQ _{sub}	MEC	N	MDL
Testosterone	A1	6.8E-04	Dissolved	NA	1.5E+04	1.0E+01	22	1.0E+01
Tetramethrin	A1	1.9E-02	Dissolved	NA	2.7E+01	5.0E-01	922	5.0E-01
tonalide	A1	7.2E-02	Total	NA	6.9E+02	5.0E+01	41	5.0E+01
triamterene	A1	1.0E-01	Dissolved	NA	1.0E+02	1.0E+01	503	1.0E+01
triclocarban	A1	5.6E-03	Dissolved	NA	1.8E+03	1.0E+01	271	1.0E+01
triclosan	A1	4.5E-03	Dissolved	NA	2.2E+03	1.0E+01	289	1.0E+01
Trifloxystrobin	A1	2.8E-01	Dissolved	NA	1.7E+01	4.7E+00	1816	4.7E+00
Triphenyl phosphate	A1	1.3E-02	Total	NA	3.7E+03	5.0E+01	36	5.0E+01
Tris(1,3-dichloro-2-propyl) phosphate	A1	4.0E-01	Total	NA	1.3E+02	5.0E+01	26	5.0E+01
Tris(2-butoxyethyl) phosphate	A1	2.5E+00	Total	NA	2.0E+01	5.0E+01	24	5.0E+01
Tris(2-chloroethyl) phosphate	A1	2.9E+00	Total	NA	1.8E+01	5.0E+01	42	5.0E+01
valsartan	A1	8.0E-01	Dissolved	NA	1.3E+01	1.0E+01	251	1.0E+01
verapamil	A1	2.6E-01	Dissolved	NA	3.8E+01	1.0E+01	503	1.0E+01

Table I.2. Pre-screening shortlist of constituents of emerging concern (CECs) in freshwater with 'Moderate' priority, with Monitoring Priority Basis (Mon Prior Basis), Monitoring Trigger Levels (MTL) in micrograms per liter (ug/L), detected and substituted Monitoring Trigger Levels (MTQ_{det} and MTQ_{sub}, respectively), Measured Environmental Concentrations (MECs) in ug/L, number (N) in dataset, and Method Detection Limit (MDL) in ug/L used for compounds using MTQ_{sub}. NA = not applicable.

CEC	Mon Prior Basis	MTL	Matrix	MTQ _{det}	MTQ _{sub}	MEC	N	MDL
3,5-Dichloroaniline	B2	2.9E+01	Dissolved	6.2E-04	NA	1.8E-02	28	NA
acephate	B2	1.5E+02	Dissolved	8.2E-04	NA	1.2E-01	77	NA
Anatoxin a	B2	3.4E+03	Total	5.1E-02	NA	1.7E+02	122	NA
azithromycin	B2	1.7E+01	Dissolved	9.7E-04	NA	1.7E-02	2	NA
Diazoxon	B2	6.7E+01	Dissolved	3.6E-04	NA	2.4E-02	11	NA
Indoxacarb	B2	7.5E+00	Dissolved	8.8E-03	NA	6.6E-02	2	NA
Mandipropamid	B2	2.2E+02	Dissolved	7.1E-03	NA	1.6E+00	9	NA
Metolachlor OXA	B2	7.7E+02	Dissolved	2.8E-04	NA	2.1E-01	24	NA
MYCLOBUTANIL	B2	8.3E+01	Dissolved	4.0E-03	NA	3.3E-01	306	NA
Pendimethalin	B3	5.2E-01	Dissolved	2.2E-01	NA	1.1E-01	257	NA
Penoxsulam	B2	3.0E+00	Dissolved	1.1E-02	NA	3.2E-02	135	NA
Propyzamide	B2	2.2E+01	Dissolved	2.7E-02	NA	6.0E-01	92	NA
albuterol	B2	1.7E+03	Dissolved	NA	5.8E-03	1.0E+01	385	1.0E+01
atenolol	B1	3.0E+00	Dissolved	NA	3.3E+00	1.0E+01	506	1.0E+01
cimetidine	B2	1.0E+03	Dissolved	NA	8.0E-02	8.0E+01	279	8.0E+01
diazepam	B1	2.9E+00	Dissolved	NA	6.9E+00	2.0E+01	255	2.0E+01
dimethylxanthine, 1,7-	B2	2.1E+03	Dissolved	NA	6.5E-02	1.4E+02	249	1.4E+02
erythromycin	B2	3.0E+02	Dissolved	NA	3.3E-02	1.0E+01	422	1.0E+01
fluticasone propionate	B3	2.3E+01	Dissolved	NA	4.4E-01	1.0E+01	481	1.0E+01
Iprodione	B2	1.2E+02	Dissolved	NA	3.7E-02	4.4E+00	1462	4.4E+00
L-Domoic acid	B2	3.8E+03	Total	NA	2.6E-06	1.0E-02	114	1.0E-02
Methoxyfenozide	B3	3.1E-01	Dissolved	NA	2.3E-01	7.2E-02	1532	7.2E-02
Microcystin RR	B2	1.2E+05	Dissolved	NA	4.1E-07	5.0E-02	15	5.0E-02
Okadaic acid	B2	4.7E+01	Total	NA	2.1E-04	1.0E-02	114	1.0E-02
PBDE 003	B2	5.9E+00	Total	NA	6.1E-02	3.6E-01	34	3.6E-01
tebuthiuron	B2	5.0E+01	Dissolved	NA	5.6E-04	2.8E-02	1717	2.8E-02
theophylline	B2	1.0E+04	Dissolved	NA	2.0E-02	2.0E+02	247	2.0E+02

CEC	Mon Prior Basis	MTL	Matrix	MTQ _{det}	MTQ _{sub}	MEC	N	MDL
warfarin	B1	3.1E+00	Dissolved	NA	3.2E+00	1.0E+01	504	1.0E+01

Table I.3. Pre-screening shortlist of constituents of emerging concern (CECs) in freshwater with ‘Low’ priority, with Monitoring Priority Basis (Mon Prior Basis), Monitoring Trigger Levels (MTL) in micrograms per liter (ug/L), detected and substituted Monitoring Trigger Levels (MTQ_{det} and MTQ_{sub}, respectively), Measured Environmental Concentrations (MECs) in ug/L, number (N) in dataset, and Method Detection Limit (MDL) in ug/L used for compounds using MTQ_{sub}. NA = not applicable.

CEC	Mon Prior Basis	MTL	Matrix	MTQ _{det}	MTQ _{ub}	MEC	N	MDL
2-Aminobenzimidazole	C3	2.3E+01	Dissolved	6.8E-04	NA	1.6E-02	34	NA
2-nonylphenol	C4	3.1E+01	Total	1.4E-01	NA	4.4E+00	39	NA
Atrazine-desethyl-2-hydroxy	C3	6.7E+01	Dissolved	6.1E-05	NA	4.1E-03	20	NA
Azoxystrobin	C3	4.4E+00	Dissolved	8.4E-02	NA	3.7E-01	1176	NA
Benomyl	C2	1.5E-01	Total	1.3E+00	NA	2.0E-01	123	NA
Chlorantraniliprole	C3	3.0E+00	Dissolved	1.4E-02	NA	4.3E-02	354	NA
ciprofloxacin	C3	1.0E+02	Dissolved	1.3E-04	NA	1.3E-02	2	NA
Dibutyl phthalate	C1	4.9E-02	Total	8.9E+00	NA	4.4E-01	217	NA
Dimethyl phthalate	C4	1.0E+00	Total	1.4E-01	NA	1.4E-01	216	NA
DIQUAT DIBROMIDE	C4	7.5E-01	Total	5.3E-01	NA	4.0E-01	12	NA
glyphosate	C3	1.2E+04	Dissolved	9.2E-05	NA	1.1E+00	473	NA
Hydroxyatrazine	C3	1.5E+02	Dissolved	7.1E-05	NA	1.1E-02	141	NA
Indole	C4	2.1E+02	Total	1.7E-01	NA	3.6E+01	2	NA
PBDE 100	C1	2.3E-03	Total	6.7E+00	NA	1.5E-02	5	NA
2-[2-(4-nonylphenoxy)ethoxy]ethanol (mixture)	C4	3.7E+01	Dissolved	NA	1.4E-01	5.0E+00	13	5.0E+00
6-Chloro-1,3,5-triazine-2,4-diamine	C1	1.0E+01	Dissolved	NA	2.5E+00	2.5E+01	908	2.5E+01
Acetamiprid	C1	2.1E+00	Dissolved	NA	1.6E+00	3.3E+00	719	3.3E+00
Acibenzolar-S-Methyl	C1	2.6E+00	Dissolved	NA	1.2E+00	3.0E+00	630	3.0E+00
alprazolam	C1	7.7E+00	Dissolved	NA	1.3E+00	1.0E+01	252	1.0E+01
BENSULIDE	C2	1.1E+00	Total	NA	3.7E+00	4.1E+00	12	-
benzophenone	C1	2.0E+01	Total	NA	2.5E+00	5.0E+01	40	5.0E+01
betamethasone	C4	2.0E+02	Dissolved	NA	7.0E-01	1.4E+02	230	1.4E+02
BROMACIL	C1	6.8E+00	Dissolved	NA	1.5E+00	1.0E+01	1293	1.0E+01
Carfentrazone-ethyl	C4	5.9E-01	Total	NA	1.7E-01	1.0E-01	7	1.0E-01
Cyazofamid	C1	8.7E-01	Dissolved	NA	4.7E+00	4.1E+00	627	4.1E+00
Deethylatrazine	C3	3.3E-01	Dissolved	NA	4.2E-02	1.4E-02	1731	1.4E-02
dehydronifedipine	C1	2.1E+00	Dissolved	NA	4.8E+00	1.0E+01	385	1.0E+01
diethylstilbestrol	C2	3.0E-01	Total	NA	2.7E+00	8.0E-01	20	8.0E-01
Equilenin	C2	5.3E+01	Total	NA	1.9E+00	1.0E+02	53	1.0E+02
Equilin	C4	1.7E+01	Total	NA	4.6E-01	8.0E+00	20	8.0E+00
Fipronil-sulfone	C1	2.5E+00	Dissolved	NA	1.4E+00	3.5E+00	2583	3.5E+00
Fludioxonil	C1	1.4E+00	Dissolved	NA	5.2E+00	7.3E+00	802	7.3E+00
hydrochlorothiazide	C1	3.0E+00	Dissolved	NA	3.4E+00	1.0E+01	251	1.0E+01
hydrocodone	C3	3.5E+02	Dissolved	NA	2.9E-02	1.0E+01	503	1.0E+01
Indaziflam	C2	3.2E-01	Dissolved	NA	6.6E+00	2.1E+00	177	2.1E+00
lamotrigine	C1	2.8E+00	Dissolved	NA	3.6E+00	1.0E+01	251	1.0E+01
metformin	C1	4.0E+00	Dissolved	NA	2.5E+00	1.0E+01	495	1.0E+01
naproxen	C1	1.0E+00	Dissolved	NA	1.0E+01	1.0E+01	288	1.0E+01
Nodularin	C3	1.7E+00	Total	NA	1.2E-02	2.0E-02	117	2.0E-02
Oryzalin	C1	1.3E+00	Dissolved	NA	3.8E+00	5.0E+00	1889	5.0E+00
Oxazepam	C1	3.7E+00	Dissolved	NA	2.7E+00	1.0E+01	481	1.0E+01

CEC	Mon Prior Basis	MTL	Matrix	MTQ _{det}	MTQ _{ub}	MEC	N	MDL
Paclobutrazol(PP333)	C1	8.0E-01	Dissolved	NA	7.8E+00	6.2E+00	630	6.2E+00
PBDE 017	C3	2.2E+00	Total	NA	2.7E-04	6.0E-04	29	6.0E-04
PBDE 206	C3	8.8E+01	Total	NA	2.8E-05	2.5E-03	29	2.5E-03
PBDE 209	C1	1.0E-03	Total	NA	1.0E+01	1.0E-02	29	1.0E-02
Phenytoin	C3	2.5E+02	Dissolved	NA	4.0E-02	1.0E+01	265	1.0E+01
prednisone	C4	2.1E+02	Dissolved	NA	9.4E-01	2.0E+02	230	2.0E+02
Progesterone	C2	1.0E+00	Dissolved	NA	1.0E+01	1.0E+01	22	1.0E+01
PROPICONAZOLE	C1	1.5E+00	Dissolved	NA	3.3E+00	5.0E+00	2172	5.0E+00
propoxyphene	C2	4.5E+01	Dissolved	NA	3.1E+00	1.4E+02	230	1.4E+02
sertraline	C1	9.0E+00	Dissolved	NA	1.1E+00	1.0E+01	481	1.0E+01
Tebuconazole	C1	1.1E+00	Dissolved	NA	3.4E+00	3.7E+00	2075	3.7E+00
temephos	C2	5.0E-02	Dissolved	NA	5.3E+00	2.6E-01	6	2.6E-01
terpineol, alpha-	C4	5.9E+01	Total	NA	1.0E-01	6.0E+00	4	6.0E+00
Tetracycline	C2	5.0E-03	Total	NA	2.0E+00	1.0E-02	43	1.0E-02
Triadimefon	C1	5.2E+00	Dissolved	NA	1.7E+00	8.9E+00	802	8.9E+00
trifluralin	C1	1.9E+00	Dissolved	NA	1.1E+00	2.1E+00	1475	2.1E+00
Venlafaxine	C1	3.8E+00	Dissolved	NA	2.6E+00	1.0E+01	503	1.0E+01
VINCLOZOLIN	C4	6.0E+00	Dissolved	NA	8.3E-01	5.0E+00	54	5.0E+00

Table I.4. Pre-screening shortlist of constituents of emerging concern (CECs) in freshwater that are not a monitoring priority, with Monitoring Priority Basis (Mon Prior Basis), Monitoring Trigger Levels (MTL) in micrograms per liter (ug/L), detected and substituted Monitoring Trigger Levels (MTQ_{det} and MTQ_{sub}, respectively), Measured Environmental Concentrations (MECs) in ug/L, number (N) in dataset, and Method Detection Limit (MDL) in ug/L used for compounds using MTQ_{sub}. NA = not applicable.

CEC	Mon Prior Basis	MTL	Matrix	MTQ _{det}	MTQ _{sub}	MEC	N	MDL
2-Chloro-N-(2-ethyl-6-methylphenyl)acetamide	D2	-	Dissolved	-	NA	1.4E-01	2	NA
6:2 FTS	D2	6.2E+01	Total	4.5E-05	NA	2.8E-03	5	NA
8:2 FTS	D2	2.5E+01	Total	2.8E-05	NA	7.0E-04	1	NA
benzoylecgonine	D2	-	Dissolved	-	NA	0.0E+00	0	NA
benztropine	D2	2.7E+00	Dissolved	8.5E-03	NA	2.3E-02	1	NA
Boscalid	D1	1.2E+02	Dissolved	8.0E-04	NA	9.2E-02	647	NA
Deisopropylhydroxyatrazine	D2	-	Dissolved	-	NA	2.6E-02	9	NA
desmethylidiltiazem	D2	-	Dissolved	-	NA	0.0E+00	0	NA
Desulfinylfipronil Amide	D2	-	Dissolved	-	NA	1.1E-02	4	NA
Diethyl phthalate	D1	1.1E+00	Total	1.7E-01	NA	1.9E-01	217	NA
Di-n-octyl phthalate	D1	1.8E-01	Total	1.9E-01	NA	3.5E-02	217	NA
DINOTEFURAN	D2	6.4E+03	Total	3.1E-05	NA	2.0E-01	31	NA
fexofenadine	D2	5.3E+00	Dissolved	1.2E-02	NA	6.1E-02	5	NA
Fluxapyroxad	D1	3.6E+01	Dissolved	9.1E-04	NA	3.3E-02	332	NA
Iopromide	D2	1.0E+06	Dissolved	-	NA			NA
Isoborneol	D2	-	Dissolved	-	NA	0.0E+00	0	NA
Limonene, d-	D2	7.4E+01	Dissolved	2.8E-03	NA	2.1E-01	6	NA
lincomycin	D2	3.0E+02	Total	2.7E-04	NA	8.0E-02	5	NA
N-EtFOSAA	D2	-	Total	-	NA	1.4E-03	6	NA
N-MeFOSAA	D2	4.1E+01	Total	2.3E-05	NA	9.4E-04	7	NA
nonylphenoethoxylate (NPnEO)	D2	3.5E+01	Total	8.5E-02	NA	3.0E+00	11	NA
NTN33893 - desnitro olefine	D2	-	Unknown	-	NA	0.0E+00	0	NA
PBDE 025	D2	-	Total	-	NA	0.0E+00	0	NA
PBDE 028	D2	4.0E-01	Total	5.0E-03	NA	2.0E-03	1	NA

CEC	Mon Prior Basis	MTL	Matrix	MTQ _{det}	MTQ _{sub}	MEC	N	MDL
PBDE 030	D2	1.9E+00	Total	1.6E-04	NA	3.0E-04	1	NA
PBDE 033	D2	-	Total	-	NA	0.0E+00	0	NA
PBDE 047	D1	4.6E-03	Total	8.3E-01	NA	3.8E-03	12	NA
PBDE 049	D1	1.6E+00	Total	9.0E-04	NA	1.4E-03	7	NA
PBDE 066	D2	1.9E+00	Total	1.0E-03	NA	2.0E-03	1	NA
PBDE 085	D1	9.0E-01	Total	9.0E-03	NA	8.1E-03	3	NA
PBDE 138	D2	5.4E-01	Total	3.7E-03	NA	2.0E-03	1	NA
PBDE 153	D1	1.5E-01	Total	7.4E-02	NA	1.1E-02	4	NA
PBDE 154	D1	5.0E-01	Total	2.1E-02	NA	1.1E-02	3	NA
PBDE 179	D2	-	Total	-	NA	0.0E+00	0	NA
PBDE 188	D2	-	Total	-	NA	0.0E+00	0	NA
PBDE 190	D2	-	Total	-	NA	0.0E+00	0	NA
PBDE 200	D2	-	Total	-	NA	4.8E-03	1	NA
PBDE 201	D2	-	Total	-	NA	3.6E-03	1	NA
PBDE 202	D2	-	Total	-	NA	1.7E-03	1	NA
PBDE 203	D2	-	Total	-	NA	4.7E-03	2	NA
PBDE 207	D2	-	Total	-	NA	1.5E-02	1	NA
PBDE 208	D2	-	Total	-	NA	1.2E-02	1	NA
PFBS	D2	4.8E+02	Total	1.8E-05	NA	8.8E-03	15	NA
PFDA	D2	9.7E-02	Total	3.2E-02	NA	3.1E-03	26	NA
PFD _o A	D2	9.9E-01	Total	7.9E-04	NA	7.8E-04	17	NA
PFDS	D2	1.6E+01	Total	4.0E-05	NA	6.5E-04	6	NA
PFHpA	D2	5.1E+00	Total	8.6E-04	NA	4.4E-03	27	NA
PFHxA	D2	1.0E+03	Total	7.9E-06	NA	7.9E-03	27	NA
PFHxS	D2	1.0E+01	Total	3.7E-04	NA	3.7E-03	27	NA
PFOSA	D2	1.6E-01	Total	8.0E-03	NA	1.2E-03	24	NA
PFP _e A	D2	1.0E+03	Total	7.0E-06	NA	7.0E-03	25	NA
PFUnA	D2	3.5E+02	Total	2.9E-06	NA	1.0E-03	10	NA
Polyoxyethylene branched-C9-alkylphenol (mixture)	D2	-	Total	-	NA	2.0E-01	1	NA
prednisolone	D2	8.5E+02	Dissolved	-	NA			NA
Pyrimidinol	D2	-	Dissolved	-	NA	4.7E-02	29	NA
RPA 200766	D2	3.5E+00	Dissolved	4.3E-03	NA	1.5E-02	1	NA
Salicylic acid	D2	3.2E-01	Dissolved	-	NA	-	-	NA
Saxitoxin	D2	1.9E+02	Total	8.6E-03	NA	1.6E+00	20	NA
sulfachloropyridazine	D2	5.4E+04	Total	3.6E-07	NA	1.9E-02	3	NA
sulfadiazine	D2	2.5E+02	Dissolved	3.7E-05	NA	9.0E-03	1	NA
sulfathiazole	D2	1.1E+04	Total	9.3E-06	NA	1.0E-01	6	NA
tris(2-chloroisopropyl) phosphate	D2	2.4E+03	Dissolved	2.1E-05	NA	5.0E-02	3	NA
virginiamycin	D2	-	Dissolved	-	NA	0.0E+00	0	NA
2-(4-nonylphenoxy)ethanol	D1	4.5E+01	Total	NA	3.6E-02	1.6E+00	8	1.6E+00
2,4-dichlorophenoxyacetic acid	D1	3.0E+01	Dissolved	NA	3.3E-01	1.0E+01	1238	1.0E+01
Acetophenone	D1	2.5E+04	Total	NA	2.0E-03	5.0E+01	41	5.0E+01
amitriptyline	D1	1.4E+01	Dissolved	NA	7.4E-01	1.0E+01	503	1.0E+01
Amoxicillin	D2	1.0E+03	Total	NA	3.0E-02	3.0E+01	1	3.0E+01
amphetamine	D1	2.5E+03	Dissolved	NA	4.0E-03	1.0E+01	510	1.0E+01
Androsterone	D2	2.2E+01	Total	NA	3.7E-02	8.0E-01	20	8.0E-01
Camphor	D1	3.6E+02	Total	NA	1.4E-01	5.0E+01	40	5.0E+01
carbadox	D2	2.7E+02	Total	NA	7.5E-06	2.0E-03	43	2.0E-03
Carisoprodol	D1	1.2E+03	Dissolved	NA	8.3E-03	1.0E+01	495	1.0E+01
Chlortetracycline	D2	3.0E+01	Total	NA	3.3E-04	1.0E-02	43	1.0E-02
cocaine	D1	2.5E+02	Dissolved	NA	4.1E-02	1.0E+01	272	1.0E+01

CEC	Mon Prior Basis	MTL	Matrix	MTQ _{det}	MTQ _{sub}	MEC	N	MDL
codeine	D1	7.2E+01	Dissolved	NA	1.4E-01	1.0E+01	503	1.0E+01
cotinine	D1	2.8E+03	Dissolved	NA	3.6E-03	1.0E+01	459	1.0E+01
diphenhydramine	D1	9.9E+02	Dissolved	NA	1.0E-02	1.0E+01	503	1.0E+01
diphenylhydrazine, 1,2-	D1	1.5E+02	Total	NA	2.0E-03	3.0E-01	52	3.0E-01
Doxycycline	D2	2.0E+01	Total	NA	5.0E-04	1.0E-02	43	1.0E-02
enrofloxacin	D2	5.0E+03	Dissolved	NA	1.0E-06	5.0E-03	4	5.0E-03
Epichlortetracycline, 4-	D2	8.9E+00	Dissolved	NA	1.1E-03	1.0E-02	4	1.0E-02
Epitetracycline, 4-	D2	2.7E+01	Dissolved	NA	3.7E-04	1.0E-02	4	1.0E-02
estradiol, 17alpha-	D2	4.1E+01	Total	NA	2.0E-02	8.0E-01	20	8.0E-01
Fipronil-desulfinyl	D1	3.0E+00	Dissolved	NA	5.3E-01	1.6E+00	2383	1.6E+00
Flonicamid	D1	3.0E+03	Dissolved	NA	1.1E-03	3.4E+00	627	3.4E+00
FLUTOLANIL	D1	2.2E+01	Dissolved	NA	2.0E-01	4.4E+00	643	4.4E+00
furosemide	D1	7.1E+01	Dissolved	NA	1.4E-01	1.0E+01	273	1.0E+01
Ketoprofen	D1	2.1E+02	Dissolved	NA	4.8E-02	1.0E+01	251	1.0E+01
lomefloxacin	D2	8.3E+01	Dissolved	NA	6.1E-05	5.0E-03	4	5.0E-03
Malaoxon	D1	1.0E+00	Dissolved	NA	5.0E-03	5.0E-03	128	5.0E-03
Menthol	D1	2.3E+02	Total	NA	2.2E-01	5.0E+01	41	5.0E+01
meprobamate	D1	2.7E+03	Dissolved	NA	3.7E-03	1.0E+01	498	1.0E+01
Mestranol	D2	1.7E+01	Total	NA	4.7E-02	8.0E-01	20	8.0E-01
Methyl salicylate	D1	7.9E+01	Total	NA	6.3E-01	5.0E+01	39	5.0E+01
Methylindole, 3-	D1	8.8E+01	Total	NA	5.7E-01	5.0E+01	41	5.0E+01
methylparaben	D1	8.0E+02	Dissolved	NA	1.3E-02	1.0E+01	255	1.0E+01
Metolachlor ESA	D1	2.4E+03	Dissolved	NA	8.3E-03	2.0E+01	273	2.0E+01
metoprolol	D1	9.3E+02	Dissolved	NA	1.1E-02	1.0E+01	503	1.0E+01
norfloxacin	D2	1.2E+02	Dissolved	NA	4.2E-05	5.0E-03	4	5.0E-03
norfluoxetine	D1	3.0E+02	Dissolved	NA	3.4E-02	1.0E+01	376	1.0E+01
NTN33893-olefine	D2	1.6E+01	Unknown	NA	2.8E-03	4.4E-02	53	4.4E-02
NTN33893-urea	D2	1.5E+03	Dissolved	NA	2.7E-03	4.0E+00	234	4.0E+00
ofloxacin	D2	1.2E+02	Dissolved	NA	4.1E-05	5.0E-03	4	5.0E-03
ormetoprim	D2	2.5E+02	Dissolved	NA	2.0E-05	5.0E-03	4	5.0E-03
Oxytetracycline	D2	5.7E-01	Total	NA	1.8E-02	1.0E-02	43	1.0E-02
paroxetine	D1	2.2E+01	Dissolved	NA	4.5E-01	1.0E+01	384	1.0E+01
PBDE 071	D2	1.5E+00	Total	NA	6.7E-05	1.0E-04	7	1.0E-04
PBDE 183	D1	2.9E-01	Total	NA	3.4E-03	1.0E-03	29	1.0E-03
PBDE 184	D1	2.5E-01	Total	NA	4.0E-03	1.0E-03	29	1.0E-03
Penthiopyrad	D2	1.0E+02	Dissolved	NA	3.2E-02	3.2E+00	313	3.2E+00
Primidone	D1	9.1E+02	Dissolved	NA	1.1E-02	1.0E+01	254	1.0E+01
roxithromycin	D2	8.3E+00	Total	NA	6.0E-03	5.0E-02	43	5.0E-02
sarafloxacin	D2	7.4E+01	Dissolved	NA	6.8E-05	5.0E-03	4	5.0E-03
simvastatin	D1	2.7E+01	Dissolved	NA	3.7E-01	1.0E+01	246	1.0E+01
Sotalol	D1	6.5E+01	Dissolved	NA	1.5E-01	1.0E+01	273	1.0E+01
sulfadimethoxine	D1	4.4E+01	Dissolved	NA	1.1E-04	5.0E-03	234	5.0E-03
sulfamerazine	D2	1.0E+04	Total	NA	5.0E-07	5.0E-03	43	5.0E-03
sulfamethazine	D1	1.0E+03	Dissolved	NA	1.0E-02	1.0E+01	277	1.0E+01
sulfamethizole	D2	1.5E+02	Total	NA	3.3E-05	5.0E-03	43	5.0E-03
Theobromine	D2	1.5E+03	Dissolved	NA	6.5E-03	1.0E+01	16	1.0E+01
thiabendazole	D1	4.2E+01	Dissolved	NA	8.6E-02	3.6E+00	1131	3.6E+00
triethyl citrate	D1	4.0E+03	Total	NA	1.3E-02	5.0E+01	39	5.0E+01
trimethoprim	D1	1.6E+01	Dissolved	NA	6.4E-01	1.0E+01	510	1.0E+01
Tri-n-butyl phosphate	D1	3.7E+01	Dissolved	NA	5.4E-03	2.0E-01	14	2.0E-01
tylosin	D1	2.8E+01	Dissolved	NA	9.0E-01	2.5E+01	277	2.5E+01

Table I.5. Pre-screening shortlist of constituents of emerging concern (CECs) in estuarine water with 'High' priority, with Monitoring Priority Basis (Mon Prior Basis), Monitoring Trigger Levels (MTL) in micrograms per liter (ug/L), detected and

substituted Monitoring Trigger Levels (MTQ_{det} and MTQ_{sub}, respectively), Measured Environmental Concentrations (MECs) in ug/L, number (N) in dataset, and Method Detection Limit (MDL) in ug/L used for compounds using MTQ_{sub}. NA = not applicable.

CEC	Mon Prior Basis	MTL	Matrix	MTQ _{det}	MTQ _{sub}	MEC	N	MDL
bisphenol a	A1	1.0E-03	Total	5.0E+01	NA	5.0E-02	1	NA
Butyl benzyl phthalate	A1	1.0E-02	Total	1.5E+02	NA	1.5E+00	15	NA
caffeine	A1	1.0E-04	Dissolved	4.7E+04	NA	4.7E+00	9	NA
Chlorpyrifos	A1	4.0E-03	Dissolved	3.9E+01	NA	1.5E-01	53	NA
Di-2-ethylhexyl phthalate	A1	6.0E-06	Total	4.2E+05	NA	2.5E+00	13	NA
diazinon	A1	1.1E-02	Dissolved	1.4E+01	NA	1.5E-01	109	NA
Dibutyl phthalate	A1	4.9E-02	Total	2.9E+01	NA	1.4E+00	13	NA
disulfoton	A1	1.0E-03	Total	1.5E+02	NA	1.5E-01	8	NA
Diuron	A2	1.3E-02	Total	3.1E+00	NA	4.0E-02	194	NA
fluoxetine	A1	2.0E-03	Dissolved	2.5E+01	NA	5.0E-02	14	NA
gamma-cyhalothrin	A1	4.0E-05	Total	1.5E+02	NA	5.8E-03	42	NA
gemfibrozil	A1	4.3E-03	Dissolved	2.4E+02	NA	1.0E+00	14	NA
ibuprofen	A1	1.0E-02	Dissolved	1.3E+02	NA	1.3E+00	4	NA
Linuron	A1	9.0E-03	Total	3.9E+01	NA	3.5E-01	11	NA
malathion	A1	6.0E-03	Total	6.1E+01	NA	3.7E-01	12	NA
PBDE 209	A1	1.0E-03	Total	4.3E+01	NA	4.3E-02	270	NA
PFOA	A1	1.0E-03	Total	1.0E+02	NA	1.0E-01	58	NA
Triphenyl phosphate	A1	1.3E-02	Dissolved	1.3E+01	NA	1.7E-01	48	NA
3,4-Dichloroaniline	A1	6.2E-03	Dissolved	NA	1.3E+03	8.3E+00	174	8.3E+00
4-n-Octylphenol	A1	1.0E-05	Total	NA	2.0E+03	2.0E-02	11	2.0E-02
4-nonylphenol	A1	1.0E-03	Total	NA	3.7E+02	3.7E-01	184	3.7E-01
4-tert-Octylphenol	A1	1.0E-02	Total	NA	4.0E+01	4.0E-01	11	4.0E-01
ALLETHRIN	A1	1.1E-02	Dissolved	NA	1.7E+03	1.8E+01	143	1.8E+01
Atrazine	A1	1.0E-01	Dissolved	NA	2.3E+01	2.3E+00	168	2.3E+00
Bifenthrin	A1	5.0E-06	Dissolved	NA	9.4E+05	4.7E+00	159	4.7E+00
CARBARYL	A1	5.0E-02	Dissolved	NA	1.3E+02	6.5E+00	166	6.5E+00
CHLOROTHALONIL	A1	6.0E-02	Dissolved	NA	2.0E+02	1.2E+01	143	1.2E+01
CHLORSULFURON	A1	3.5E-01	Dissolved	NA	2.9E+02	1.0E+02	6	1.0E+02
clothianidin	A1	5.0E-03	Dissolved	NA	1.2E+03	6.2E+00	51	6.2E+00
CYFLUTHRIN	A1	1.2E-04	Dissolved	NA	4.3E+04	5.2E+00	143	5.2E+00
Deisopropylatrazine	A2	3.5E-02	Dissolved	NA	1.1E+00	4.0E-02	12	4.0E-02
deltamethrin	A1	2.6E-06	Dissolved	NA	1.3E+06	3.5E+00	143	3.5E+00
Difenoconazole	A1	8.6E-02	Dissolved	NA	1.2E+02	1.1E+01	53	1.1E+01
fipronil	A1	5.0E-05	Dissolved	NA	5.8E+04	2.9E+00	221	2.9E+00
Fipronil-sulfide	A1	1.6E-01	Dissolved	NA	1.1E+01	1.8E+00	221	1.8E+00
Fluazinam	A1	6.9E-02	Dissolved	NA	6.4E+01	4.4E+00	53	4.4E+00
FLUVALINATE	A1	3.2E-04	Dissolved	NA	1.7E+04	5.3E+00	130	5.3E+00
Halosulfuron-methyl	A1	4.2E-03	Dissolved	NA	6.0E+03	2.5E+01	6	2.5E+01
Hexazinon	A1	7.0E-01	Dissolved	NA	1.2E+01	8.4E+00	182	8.4E+00
Hydroxysimazine	A1	1.8E+01	Dissolved	NA	1.4E+01	2.5E+02	6	2.5E+02
Imidacloprid	A1	1.0E-02	Dissolved	NA	3.8E+02	3.8E+00	95	3.8E+00
Metconazole	A1	2.9E-01	Dissolved	NA	4.0E+01	1.2E+01	163	1.2E+01
Metolachlor	A1	1.0E-01	Dissolved	NA	1.5E+01	1.5E+00	195	1.5E+00
parathion	A1	2.0E-04	Total	NA	1.5E+01	3.0E-03	91	3.0E-03
PBDE 047	A3	4.6E-03	Dissolved	NA	6.7E-01	3.1E-03	87	3.1E-03
permethrin	A1	3.3E-04	Dissolved	NA	1.0E+04	3.4E+00	143	3.4E+00
phenothrin	A1	4.7E-02	Dissolved	NA	1.1E+02	5.1E+00	143	5.1E+00
Pyraclostrobin	A1	1.5E-01	Dissolved	NA	1.9E+01	2.9E+00	163	2.9E+00
Resmethrin	A1	1.4E-02	Dissolved	NA	4.1E+02	5.7E+00	143	5.7E+00
sitosterol, beta-	A1	1.0E-01	Total	NA	4.8E+01	4.8E+00	11	4.8E+00

CEC	Mon Prior Basis	MTL	Matrix	MTQ _{det}	MTQ _{sub}	MEC	N	MDL
Tamoxifen	A1	4.1E-02	Dissolved	NA	6.6E+03	2.7E+02	3	2.7E+02
Tetramethrin	A1	1.9E-02	Dissolved	NA	1.6E+02	2.9E+00	143	2.9E+00
Trichlorfon	A1	5.7E-04	Total	NA	5.3E+01	3.0E-02	28	3.0E-02
triclosan	A1	4.5E-03	Total	NA	7.1E+01	3.2E-01	16	3.2E-01
Trifloxystrobin	A1	2.8E-01	Dissolved	NA	1.4E+01	3.9E+00	163	3.9E+00
Tris(1,3-dichloro-2-propyl) phosphate	A3	4.0E-01	Total	NA	8.0E-01	3.2E-01	12	3.2E-01

Table I.6. Pre-screening shortlist of constituents of emerging concern (CECs) in estuarine water with ‘Moderate’ priority, with Monitoring Priority Basis (Mon Prior Basis), Monitoring Trigger Levels (MTL) in micrograms per liter (ug/L), detected and substituted Monitoring Trigger Levels (MTQ_{det} and MTQ_{sub}, respectively), Measured Environmental Concentrations (MECs) in ug/L, number (N) in dataset, and Method Detection Limit (MDL) in ug/L used for compounds using MTQ_{sub}. NA = not applicable.

CEC	Mon Prior Basis	MTL	Matrix	MTQ _{det}	MTQ _{sub}	MEC	N	MDL
Boscalid	B2	1.2E+02	Dissolved	2.1E-03	NA	2.5E-01	136	NA
Fipronil-desulfinyl	B2	3.0E+00	Total	3.3E-03	NA	1.0E-02	37	NA
Fipronil-sulfone	B2	2.5E+00	Total	5.8E-03	NA	1.4E-02	38	NA
2-(4-nonylphenoxy)ethanol	B2	4.5E+01	Total	NA	3.6E-02	1.6E+00	16	1.6E+00
2-[2-(4-nonylphenoxy)ethoxy]ethanol (mixture)	B2	3.7E+01	Total	NA	4.4E-02	1.6E+00	16	1.6E+00
Anatoxin a	B2	3.4E+03	Total	NA	1.8E-04	6.0E-01	60	6.0E-01
FLUTOLANIL	B2	2.2E+01	Dissolved	NA	2.0E-04	4.4E-03	37	4.4E-03
glyphosate	B2	1.2E+04	Total	NA	1.4E-04	1.7E+00	222	1.7E+00
Hydroxyatrazine	B2	1.5E+02	Dissolved	NA	1.3E-05	2.0E-03	12	2.0E-03
OXADIAZON	B2	8.8E-02	Dissolved	NA	4.9E-03	4.3E-04	105	4.3E-04
PBDE 071	B2	1.5E+00	Total	NA	2.5E-05	3.7E-05	441	3.7E-05
PBDE 126	B2	1.2E+00	Total	NA	2.0E-07	2.4E-07	419	2.4E-07
Tris(2-chloroethyl) phosphate	B2	2.9E+00	Total	NA	5.6E-02	1.6E-01	12	1.6E-01

Table I.7. Pre-screening shortlist of constituents of emerging concern (CECs) in estuarine water with ‘Low’ priority, with Monitoring Priority Basis (Mon Prior Basis), Monitoring Trigger Levels (MTL) in micrograms per liter (ug/L), detected and substituted Monitoring Trigger Levels (MTQ_{det} and MTQ_{sub}, respectively), Measured Environmental Concentrations (MECs) in ug/L, number (N) in dataset, and Method Detection Limit (MDL) in ug/L used for compounds using MTQ_{sub}. NA = not applicable.

CEC	Mon Prior Basis	MTL	Matrix	MTQ _{det}	MTQ _{sub}	MEC	N	MDL
acetaminophen	C2	1.0E-02	Dissolved	6.5E+00	NA	6.5E-02	2	NA
atenolol	C4	3.0E+00	Dissolved	5.8E-01	NA	1.7E+00	16	NA
atorvastatin	C4	8.5E-01	Dissolved	1.1E-01	NA	9.7E-02	12	NA
carbamazepine	C2	5.0E-02	Dissolved	5.5E+00	NA	2.7E-01	17	NA
Carbendazim	C2	9.9E-02	Dissolved	5.5E+00	NA	5.4E-01	25	NA
diltiazem	C2	1.0E-01	Dissolved	1.7E+00	NA	1.7E-01	17	NA
Dimethyl phthalate	C4	1.0E+00	Total	4.6E-01	NA	4.6E-01	9	NA
fexofenadine	C4	5.3E+00	Dissolved	1.2E-01	NA	6.5E-01	3	NA
galaxolide	C4	2.4E-01	Total	1.2E-01	NA	2.8E-02	2	NA
hydrochlorothiazide	C4	3.0E+00	Dissolved	2.9E-01	NA	8.7E-01	14	NA
metformin	C2	4.0E+00	Dissolved	5.4E+00	NA	2.2E+01	17	NA
Microcystin LR	C4	1.0E+00	Total	2.8E-01	NA	2.8E-01	1	NA

CEC	Mon Prior Basis	MTL	Matrix	MTQ _{det}	MTQ _{sub}	MEC	N	MDL
naproxen	C2	1.0E+00	Dissolved	1.6E+00	NA	1.6E+00	14	NA
PBDE 099	C1	3.9E-03	Total	1.6E+00	NA	6.2E-03	363	NA
PFDA	C2	9.7E-02	Total	5.1E+00	NA	4.9E-01	38	NA
PFD _o A	C4	9.9E-01	Total	5.9E-01	NA	5.8E-01	12	NA
PFNA	C4	8.0E-01	Total	3.0E-01	NA	2.4E-01	47	NA
PFOS	C4	3.5E-01	Total	8.8E-01	NA	3.1E-01	48	NA
PFOSA	C2	1.6E-01	Total	4.5E+00	NA	7.0E-01	14	NA
sulfamethoxazole	C2	1.3E-01	Dissolved	4.9E+00	NA	6.5E-01	16	NA
triamterene	C2	1.0E-01	Dissolved	1.9E+00	NA	1.9E-01	17	NA
triclocarban	C2	5.6E-03	Dissolved	8.2E+00	NA	4.6E-02	14	NA
Tris(2-butoxyethyl) phosphate	C2	2.5E+00	Dissolved	1.2E+00	NA	3.0E+00	48	NA
valsartan	C2	8.0E-01	Dissolved	3.0E+00	NA	2.4E+00	12	NA
verapamil	C4	2.6E-01	Dissolved	1.6E-01	NA	4.3E-02	14	NA
2-Aminobenzimidazole	C4	2.3E+01	Dissolved	NA	4.8E-01	1.1E+01	6	1.1E+01
6-Chloro-1,3,5-triazine-2,4-diamine	C2	1.0E+01	Dissolved	NA	2.5E+00	2.5E+01	6	2.5E+01
Acetamiprid	C1	2.1E+00	Dissolved	NA	1.6E+00	3.3E+00	41	3.3E+00
Camphor	C3	3.6E+02	Total	NA	2.2E-04	8.0E-02	11	8.0E-02
Chlorpyrifos-methyl	C1	8.5E-04	Total	NA	3.5E+00	3.0E-03	83	3.0E-03
Dichlorvos	C2	5.8E-03	Dissolved	NA	6.9E+00	4.0E-02	42	4.0E-02
Di-n-octyl phthalate	C1	1.8E-01	Total	NA	2.8E+00	5.0E-01	36	5.0E-01
Fludioxonil	C1	1.4E+00	Dissolved	NA	5.2E+00	7.3E+00	53	7.3E+00
hydrocortisone	C4	1.0E+00	Total	NA	5.5E-01	5.5E-01	5	5.5E-01
Indoxacarb	C4	7.5E+00	Dissolved	NA	3.3E-01	2.5E+00	29	2.5E+00
Menthol	C3	2.3E+02	Total	NA	1.4E-03	3.2E-01	11	3.2E-01
Metolachlor OXA	C4	7.7E+02	Dissolved	NA	2.6E-01	2.0E+02	6	2.0E+02
Oryzalin	C4	1.3E+00	Total	NA	4.0E-01	5.2E-01	89	5.2E-01
PBDE 003	C2	5.9E+00	Total	NA	1.6E+00	9.2E+00	17	9.2E+00
PBDE 017	C3	2.2E+00	Total	NA	4.8E-05	1.0E-04	458	1.0E-04
PBDE 075	C3	4.1E+00	Total	NA	3.1E-06	1.3E-05	423	1.3E-05
Pendimethalin	C1	5.2E-01	Dissolved	NA	4.4E+00	2.3E+00	182	2.3E+00
PROPICONAZOLE	C1	1.5E+00	Dissolved	NA	3.3E+00	5.0E+00	183	5.0E+00
Pyriproxyfen	C2	1.5E-03	Dissolved	NA	3.5E+00	5.2E-03	29	5.2E-03
Tebuconazole	C1	1.1E+00	Dissolved	NA	9.3E+00	1.0E+01	163	1.0E+01
Triadimefon	C1	5.2E+00	Dissolved	NA	1.7E+00	8.9E+00	53	8.9E+00
trifluralin	C1	1.9E+00	Dissolved	NA	1.1E+00	2.1E+00	163	2.1E+00
VINCLOZOLIN	C4	6.0E+00	Dissolved	NA	8.3E-01	5.0E+00	90	5.0E+00

Table I.8. Pre-screening shortlist of constituents of emerging concern (CECs) in estuarine water that are not a monitoring priority, with Monitoring Priority Basis (Mon Prior Basis), Monitoring Trigger Levels (MTL) in micrograms per liter (ug/L), detected and substituted Monitoring Trigger Levels (MTQ_{det} and MTQ_{sub}, respectively), Measured Environmental Concentrations (MECs) in ug/L, number (N) in dataset, and Method Detection Limit (MDL) in ug/L used for compounds using MTQ_{sub}. NA = not applicable.

CEC	Mon Prior Basis	MTL	Matrix	MTQ _{det}	MTQ _{sub}	MEC	N	MDL
2-Chloro-N-(2-ethyl-6-methylphenyl)acetamide	-	-	Dissolved	-	NA	-	-	NA
albuterol	D2	1.7E+03	Dissolved	1.2E-05	NA	2.1E-02	16	NA
alprazolam	D2	7.7E+00	Dissolved	5.5E-04	NA	4.2E-03	15	NA
amitriptyline	D2	1.4E+01	Dissolved	2.0E-03	NA	2.7E-02	14	NA
amphetamine	D2	2.5E+03	Dissolved	1.0E-05	NA	2.5E-02	4	NA

CEC	Mon Prior Basis	MTL	Matrix	MTQ _{det}	MTQ _{sub}	MEC	N	MDL
Atrazine-desethyl-2-hydroxy	-	6.7E+01	Dissolved	-	NA			NA
azithromycin	D2	1.7E+01	Dissolved	3.9E-02	NA	6.7E-01	14	NA
Azoxystrobin	D1	4.4E+00	Dissolved	1.0E-02	NA	4.6E-02	118	NA
benzoylecgonine	-	-	Dissolved	-	NA	3.4E-01	11	NA
bisphenol f	D2	5.4E+00	Dissolved	1.5E-02	NA	8.3E-02	17	NA
Carisoprodol	D2	1.2E+03	Dissolved	4.9E-05	NA	5.9E-02	3	NA
cimetidine	D2	1.0E+03	Dissolved	1.1E-04	NA	1.1E-01	9	NA
ciprofloxacin	D2	1.0E+02	Dissolved	2.7E-03	NA	2.7E-01	13	NA
Citalopram	D2	1.0E+00	Dissolved	1.0E-02	NA	1.0E-02	2	NA
cocaine	D2	2.5E+02	Dissolved	1.6E-04	NA	3.9E-02	9	NA
codeine	D2	7.2E+01	Dissolved	2.7E-03	NA	2.0E-01	11	NA
cotinine	D2	2.8E+03	Dissolved	4.7E-05	NA	1.3E-01	17	NA
dehydronifedipine	D2	2.1E+00	Dissolved	7.1E-03	NA	1.5E-02	16	NA
Deisopropylhydroxyatrazine	-	-	Dissolved	-	NA	0.0E+00	0	NA
desmethyldiltiazem	-	-	Dissolved	-	NA	5.6E-02	14	NA
Desulfinylfipronil Amide	-	-	Dissolved	-	NA	2.0E-03	1	NA
diazepam	D2	2.9E+00	Dissolved	1.2E-03	NA	3.4E-03	11	NA
DINOTEFURAN	D2	6.4E+03	Total	7.4E-06	NA	4.7E-02	6	NA
diphenhydramine	D2	9.9E+02	Dissolved	7.2E-04	NA	7.1E-01	15	NA
enrofloxacin	D2	5.0E+03	Dissolved	1.4E-06	NA	6.9E-03	2	NA
erythromycin	D2	3.0E+02	Dissolved	2.2E-04	NA	6.5E-02	15	NA
fluticasone propionate	D2	2.3E+01	Dissolved	3.3E-04	NA	7.5E-03	4	NA
furosemide	D2	7.1E+01	Dissolved	1.6E-02	NA	1.1E+00	14	NA
glipizide	D2	9.0E+00	Dissolved	4.8E-03	NA	4.3E-02	8	NA
glyburide	D2	6.3E-01	Dissolved	1.8E-02	NA	1.1E-02	8	NA
hydrocodone	D2	3.5E+02	Dissolved	3.1E-04	NA	1.1E-01	16	NA
Isoborneol	-	-	Dissolved	-	NA	0.0E+00	0	NA
L-Domoic acid	D2	3.8E+03	Total	4.0E-05	NA	1.5E-01	1	NA
lincomycin	D2	3.0E+02	Dissolved	2.5E-05	NA	7.4E-03	1	NA
meprobamate	D2	2.7E+03	Dissolved	1.1E-04	NA	3.0E-01	17	NA
metoprolol	D2	9.3E+02	Total	2.3E-05	NA	2.2E-02	3	NA
N-EtFOSAA	-	-	Total	-	NA	3.7E-04	4	NA
Norethindrone	-	3.7E-03	Dissolved	-	NA	-	-	NA
norfluoxetine	D2	3.0E+02	Dissolved	3.7E-05	NA	1.1E-02	6	NA
norverapamil	D2	1.1E+01	Dissolved	1.1E-03	NA	1.2E-02	14	NA
ofloxacin	D2	1.2E+02	Dissolved	2.8E-03	NA	3.4E-01	14	NA
Oxazepam	-	3.7E+00	Dissolved	-	NA	-	-	NA
PBDE 007	D1	7.0E+00	Total	7.3E-07	NA	5.1E-06	383	NA
PBDE 008	D1	1.1E+01	Total	3.5E-07	NA	3.8E-06	395	NA
PBDE 010	-	-	Total	-	NA	2.6E-07	41	NA
PBDE 012	-	-	Total	-	NA	2.8E-06	344	NA
PBDE 015	D1	1.5E+01	Total	8.9E-07	NA	1.4E-05	427	NA
PBDE 028	D1	4.0E-01	Dissolved	3.1E-03	NA	1.2E-03	49	NA
PBDE 030	D2	1.9E+00	Total	1.3E-06	NA	2.4E-06	15	NA
PBDE 032	-	-	Total	-	NA	1.7E-06	124	NA
PBDE 035	D1	3.3E+00	Total	7.7E-06	NA	2.5E-05	250	NA
PBDE 037	D1	4.2E+00	Total	2.4E-06	NA	1.0E-05	277	NA
PBDE 049	D2	1.6E+00	Dissolved	8.5E-04	NA	1.4E-03	55	NA
PBDE 051	-	-	Total	-	NA	2.7E-05	411	NA
PBDE 077	D1	2.1E+00	Total	2.6E-06	NA	5.5E-06	138	NA
PBDE 079	-	-	Total	-	NA	3.8E-05	176	NA
PBDE 100	D1	2.3E-03	Total	6.0E-01	NA	1.4E-03	390	NA
PBDE 105	-	-	Total	-	NA	3.8E-05	9	NA
PBDE 116	-	-	Total	-	NA	2.2E-05	29	NA

CEC	Mon Prior Basis	MTL	Matrix	MTQ _{det}	MTQ _{sub}	MEC	N	MDL
PBDE 119	D1	2.5E+00	Total	2.2E-05	NA	5.4E-05	236	NA
PBDE 128	-	-	Total	-	NA	4.0E-05	62	NA
PBDE 140	D1	8.9E-01	Total	4.9E-05	NA	4.4E-05	265	NA
PBDE 153	D1	1.5E-01	Total	5.3E-03	NA	7.7E-04	354	NA
PBDE 155	D1	4.7E-01	Total	7.1E-05	NA	3.3E-05	359	NA
PBDE 179	-	-	Total	-	NA	0.0E+00	0	NA
PBDE 181	D1	2.1E-01	Total	1.4E-04	NA	2.9E-05	96	NA
PBDE 183	D1	2.9E-01	Total	1.5E-03	NA	4.4E-04	290	NA
PBDE 188	-	-	Total	-	NA	0.0E+00	0	NA
PBDE 190	-	-	Total	-	NA	8.5E-05	159	NA
PBDE 197	-	-	Total	-	NA	5.2E-04	90	NA
PBDE 200	-	-	Total	-	NA	0.0E+00	0	NA
PBDE 201	-	-	Dissolved	-	NA	0.0E+00	0	NA
PBDE 202	-	-	Dissolved	-	NA	3.7E-04	4	NA
PBDE 203	-	-	Total	-	NA	5.8E-04	270	NA
PBDE 205	-	-	Total	-	NA	2.8E-04	6	NA
PBDE 206	D1	8.8E+01	Total	3.1E-05	NA	2.7E-03	278	NA
PBDE 207	-	-	Total	-	NA	4.3E-03	271	NA
PBDE 208	-	-	Total	-	NA	2.8E-03	267	NA
PFBS	D2	4.8E+02	Total	2.3E-03	NA	1.1E+00	13	NA
PFDS	D2	1.6E+01	Total	2.5E-05	NA	4.0E-04	2	NA
PFHpA	D2	5.1E+00	Total	2.8E-02	NA	1.4E-01	49	NA
PFHxA	D2	1.0E+03	Total	1.7E-04	NA	1.7E-01	54	NA
PFHxS	D2	1.0E+01	Total	9.1E-02	NA	9.1E-01	38	NA
PFPeA	D2	1.0E+03	Total	3.0E-04	NA	3.0E-01	45	NA
PFUnA	D2	3.5E+02	Total	1.4E-03	NA	5.0E-01	15	NA
Polyoxyethylene branched-C9-alkylphenol (mixture)	-	-	Dissolved	-	NA	0.0E+00	0	NA
propoxyphene	D2	4.5E+01	Dissolved	2.1E-04	NA	9.2E-03	6	NA
Propyzamide	D2	2.2E+01	Dissolved	3.7E-02	NA	8.2E-01	68	NA
Pyrimidinol	-	-	Dissolved	-	NA			NA
ranitidine	D2	3.7E+01	Dissolved	1.2E-03	NA	4.6E-02	2	NA
roxithromycin	D2	8.3E+00	Dissolved	7.4E-04	NA	6.1E-03	12	NA
RPA 200766	D2	3.5E+00	Dissolved	7.0E-03	NA	2.4E-02	2	NA
sertraline	D2	9.0E+00	Dissolved	5.2E-03	NA	4.7E-02	14	NA
sulfadiazine	D2	2.5E+02	Dissolved	4.9E-05	NA	1.2E-02	5	NA
sulfadimethoxine	D2	4.4E+01	Dissolved	4.5E-04	NA	2.0E-02	3	NA
sulfamethizole	D2	1.5E+02	Total	1.0E-04	NA	1.6E-02	1	NA
sulfathiazole	D2	1.1E+04	Dissolved	4.7E-07	NA	5.1E-03	2	NA
Sulfentrazone	-	2.9E+01	Dissolved	-	NA	-	-	NA
sulfometuron-methyl	-	4.5E-01	Dissolved	-	NA	-	-	NA
tebuthiuron	-	5.0E+01	Dissolved	-	NA	-	-	NA
thiabendazole	D2	4.2E+01	Dissolved	1.2E-03	NA	5.2E-02	21	NA
trimethoprim	D2	1.6E+01	Dissolved	3.1E-02	NA	4.9E-01	17	NA
Tri-n-butyl phosphate	D1	3.7E+01	Dissolved	3.0E-03	NA	1.1E-01	59	NA
tris(2-chloroisopropyl) phosphate	D2	2.4E+03	Dissolved	1.2E-03	NA	2.9E+00	48	NA
tylosin	D2	2.8E+01	Dissolved	1.8E-03	NA	5.0E-02	5	NA
Venlafaxine	D2	3.8E+00	Dissolved	3.4E-02	NA	1.3E-01	3	NA
virginiamycin	-	-	Total	-	NA	0.0E+00	0	NA
warfarin	D2	3.1E+00	Dissolved	1.5E-03	NA	4.5E-03	2	NA
2-(4-nonylphenoxy)ethanol	D2	4.5E+01	Dissolved	NA	1.8E-02	8.0E-01	13	8.0E-01
2,4-dichlorophenoxyacetic acid	D2	3.0E+01	Total	NA	1.5E-02	4.5E-01	168	4.5E-01

CEC	Mon Prior Basis	MTL	Matrix	MTQ _{det}	MTQ _{sub}	MEC	N	MDL
3,5-Dichloroaniline	D1	2.9E+01	Dissolved	NA	2.7E-01	8.0E+00	143	8.0E+00
6:2 FTS	D2	6.2E+01	Total	NA	3.2E-06	2.0E-04	6	2.0E-04
8:2 FTS	D2	2.5E+01	Total	NA	7.9E-06	2.0E-04	6	2.0E-04
acephate	D2	1.5E+02	Dissolved	NA	9.9E-02	1.5E+01	6	1.5E+01
Acetophenone	D1	2.5E+04	Total	NA	1.6E-05	4.0E-01	14	4.0E-01
Acibenzolar-S-Methyl	D2	2.6E+00	Dissolved	NA	1.2E-03	3.0E-03	23	3.0E-03
benfluralin	D2	1.9E-01	Dissolved	NA	1.1E-02	2.0E-03	23	2.0E-03
benzophenone	D1	2.0E+01	Total	NA	4.0E-03	8.0E-02	11	8.0E-02
benztropine	D2	2.7E+00	Dissolved	NA	3.7E-04	1.0E-03	17	1.0E-03
betamethasone	D2	2.0E+02	Total	NA	2.3E-05	4.6E-03	5	4.6E-03
BROMACIL	D1	6.8E+00	Total	NA	2.4E-02	1.6E-01	14	1.6E-01
carbadox	D2	2.7E+02	Dissolved	NA	1.1E-05	3.0E-03	11	3.0E-03
Chlorantraniliprole	D2	3.0E+00	Dissolved	NA	1.3E-03	4.0E-03	21	4.0E-03
clonidine	D2	2.1E+02	Total	NA	7.1E-05	1.5E-02	5	1.5E-02
Cyazofamid	D2	8.7E-01	Dissolved	NA	4.7E-03	4.1E-03	21	4.1E-03
Deethylatrazine	D2	3.3E-01	Total	NA	3.0E-02	1.0E-02	22	1.0E-02
Diazoxon	D2	6.7E+01	Dissolved	NA	7.5E-05	5.0E-03	29	5.0E-03
dicamba	D2	6.1E+00	Total	NA	2.0E-02	1.2E-01	168	1.2E-01
dimethylxanthine, 1,7-	D2	2.1E+03	Dissolved	NA	6.7E-02	1.4E+02	3	1.4E+02
diphenylhydrazine, 1,2-	D2	1.5E+02	Total	NA	4.7E-03	7.0E-01	5	7.0E-01
Flonicamid	D2	3.0E+03	Dissolved	NA	1.1E-06	3.4E-03	21	3.4E-03
Fluxapyroxad	D2	3.6E+01	Dissolved	NA	1.3E-04	4.8E-03	23	4.8E-03
Indole	D1	2.1E+02	Total	NA	1.9E-04	4.0E-02	11	4.0E-02
Iprodione	D1	1.2E+02	Dissolved	NA	7.3E-02	8.7E+00	157	8.7E+00
Limonene, d-	D1	7.4E+01	Total	NA	2.2E-03	1.6E-01	11	1.6E-01
lomefloxacin	D2	8.3E+01	Dissolved	NA	1.6E-04	1.3E-02	14	1.3E-02
Malaoxon	D2	1.0E+00	Dissolved	NA	5.0E-03	5.0E-03	13	5.0E-03
Mandipropamid	D2	2.2E+02	Dissolved	NA	1.5E-05	3.3E-03	21	3.3E-03
Methyl salicylate	D1	7.9E+01	Total	NA	1.0E-03	8.0E-02	11	8.0E-02
Methylindole, 3-	D1	8.8E+01	Total	NA	4.5E-04	4.0E-02	11	4.0E-02
Microcystin LA	D1	1.2E+00	Total	NA	1.3E-01	1.6E-01	67	1.6E-01
Microcystin RR	D1	1.2E+05	Total	NA	4.1E-07	5.0E-02	67	5.0E-02
Microcystin YR	D1	7.7E-01	Total	NA	1.4E-01	1.0E-01	67	1.0E-01
MYCLOBUTANIL	D1	8.3E+01	Dissolved	NA	7.2E-02	6.0E+00	163	6.0E+00
N-MeFOSAA	D2	4.1E+01	Total	NA	4.9E-06	2.0E-04	6	2.0E-04
Nodularin	D1	1.7E+00	Total	NA	2.2E-02	3.7E-02	41	3.7E-02
norfloxacin	D2	1.2E+02	Dissolved	NA	3.3E-04	4.0E-02	14	4.0E-02
NTN33893-urea	D2	1.5E+03	Dissolved	NA	2.7E-06	4.0E-03	21	4.0E-03
Okadaic acid	D1	4.7E+01	Total	NA	1.1E-03	5.3E-02	42	5.3E-02
ormetoprim	D2	2.5E+02	Dissolved	NA	4.8E-06	1.2E-03	14	1.2E-03
Paclobutrazol(PP333)	D2	8.0E-01	Dissolved	NA	7.7E-03	6.2E-03	23	6.2E-03
paroxetine	D2	2.2E+01	Dissolved	NA	3.6E-04	8.0E-03	17	8.0E-03
PBDE 066	D1	1.9E+00	Dissolved	NA	1.0E-04	2.0E-04	60	2.0E-04
PBDE 138	D2	5.4E-01	Dissolved	NA	3.7E-04	2.0E-04	65	2.0E-04
PBDE 154	D1	5.0E-01	Dissolved	NA	4.0E-04	2.0E-04	51	2.0E-04
PBDE 184	D2	2.5E-01	Total	NA	4.0E-03	1.0E-03	5	1.0E-03
Penoxsulam	D2	3.0E+00	Dissolved	NA	1.2E-03	3.5E-03	21	3.5E-03
Penthiopyrad	D2	1.0E+02	Dissolved	NA	6.0E-06	6.0E-04	21	6.0E-04
phenothrin	D2	4.7E-02	Total	NA	3.2E-02	1.5E-03	41	1.5E-03
prednisolone	D2	8.5E+02	Dissolved	NA	1.5E-05	1.3E-02	17	1.3E-02
prednisone	D2	2.1E+02	Dissolved	NA	1.9E-04	4.0E-02	17	4.0E-02
Prodiamine	D2	1.5E-01	Dissolved	NA	3.5E-02	5.2E-03	23	5.2E-03
promethazine	D2	1.3E+00	Dissolved	NA	6.9E-04	9.1E-04	17	9.1E-04
sarafloxacin	D2	7.4E+01	Dissolved	NA	4.1E-04	3.0E-02	14	3.0E-02

CEC	Mon Prior Basis	MTL	Matrix	MTQ _{det}	MTQ _{sub}	MEC	N	MDL
Saxitoxin	D1	1.9E+02	Total	NA	8.0E-05	1.5E-02	30	1.5E-02
Simazine	D1	6.0E+00	Dissolved	NA	8.3E-01	5.0E+00	188	5.0E+00
simvastatin	D2	2.7E+01	Dissolved	NA	1.5E-03	4.0E-02	14	4.0E-02
sulfachloropyridazine	D2	5.4E+04	Dissolved	NA	5.7E-08	3.1E-03	13	3.1E-03
sulfamerazine	D2	1.0E+04	Dissolved	NA	1.9E-07	1.9E-03	13	1.9E-03
sulfamethazine	D2	1.0E+03	Dissolved	NA	3.2E-06	3.2E-03	13	3.2E-03
theophylline	D2	1.0E+04	Dissolved	NA	2.0E-02	2.0E+02	3	2.0E+02
tonalide	D1	7.2E-02	Total	NA	5.6E-01	4.0E-02	11	4.0E-02
triethyl citrate	D1	4.0E+03	Total	NA	1.0E-05	4.0E-02	11	4.0E-02

Table I.9. Pre-screening shortlist of constituents of emerging concern (CECs) in marine water with ‘High’ priority, with Monitoring Priority Basis (Mon Prior Basis), Monitoring Trigger Levels (MTL) in micrograms per liter (ug/L), detected and substituted Monitoring Trigger Levels (MTQ_{det} and MTQ_{sub}, respectively), Measured Environmental Concentrations (MECs) in ug/L, number (N) in dataset, and Method Detection Limit (MDL) in ug/L used for compounds using MTQ_{sub}. NA = not applicable.

CEC	Mon Prior Basis	MTL	Matrix	MTQ _{det}	MTQ _{sub}	MEC	N	MDL
ALLETHRIN	A1	1.1E-02	Total	3.0E+01	NA	3.1E-01	1	NA
Bifenthrin	A1	5.0E-06	Total	3.7E+04	NA	1.9E-01	20	NA
Butyl benzyl phthalate	A1	1.0E-02	Total	1.3E+01	NA	1.3E-01	5	NA
Chlorpyrifos	A1	4.0E-03	Total	2.9E+01	NA	1.2E-01	2	NA
CYFLUTHRIN	A1	1.2E-04	Total	8.3E+01	NA	9.9E-03	17	NA
Di-2-ethylhexyl phthalate	A1	6.0E-06	Total	2.3E+05	NA	1.4E+00	30	NA
Dichlorvos	A1	5.8E-03	Total	1.9E+01	NA	1.1E-01	1	NA
fipronil	A1	5.0E-05	Total	1.2E+03	NA	5.9E-02	8	NA
gamma-cyhalothrin	A1	4.0E-05	Total	8.6E+01	NA	3.4E-03	9	NA
malathion	A1	6.0E-03	Total	2.7E+02	NA	1.6E+00	3	NA
permethrin	A1	3.3E-04	Total	3.1E+02	NA	1.0E-01	25	NA
sitosterol, beta-	A1	1.0E-01	Total	2.0E+01	NA	2.0E+00	2	NA
4-n-Octylphenol	A1	1.0E-05	Total	NA	2.0E+04	2.0E-01	6	2.0E-01
4-nonylphenol	A1	1.0E-03	Total	NA	1.6E+03	1.6E+00	6	1.6E+00
4-tert-Octylphenol	A1	1.0E-02	Total	NA	4.0E+01	4.0E-01	6	4.0E-01
bisphenol a	A1	1.0E-03	Total	NA	4.0E+02	4.0E-01	6	4.0E-01
caffeine	A1	1.0E-04	Total	NA	2.0E+03	2.0E-01	6	2.0E-01
Dibutyl phthalate	A1	4.9E-02	Total	NA	3.1E+01	1.5E+00	109	1.5E+00
Dimethyl phthalate	A2	1.0E+00	Total	NA	1.3E+00	1.3E+00	109	1.3E+00
Di-n-octyl phthalate	A2	1.8E-01	Total	NA	5.6E+00	1.0E+00	109	1.0E+00
disulfoton	A2	1.0E-03	Total	NA	1.0E+00	1.0E-03	181	1.0E-03
parathion	A1	2.0E-04	Total	NA	1.5E+01	3.0E-03	511	3.0E-03
Pendimethalin	A3	5.2E-01	Total	NA	2.0E-01	1.0E-01	48	1.0E-01
Trichlorfon	A1	5.7E-04	Total	NA	5.3E+01	3.0E-02	6	3.0E-02
triclosan	A1	4.5E-03	Total	NA	4.4E+01	2.0E-01	6	2.0E-01
Triphenyl phosphate	A1	1.3E-02	Total	NA	1.5E+01	2.0E-01	6	2.0E-01

Table I.10. Pre-screening shortlist of constituents of emerging concern (CECs) in marine water with ‘Low’ priority, with Monitoring Priority Basis (Mon Prior Basis), Monitoring Trigger Levels (MTL) in micrograms per liter (ug/L), detected and substituted Monitoring Trigger Levels (MTQ_{det} and MTQ_{sub}, respectively), Measured Environmental Concentrations (MECs) in ug/L, number (N) in dataset, and Method Detection Limit (MDL) in ug/L used for compounds using MTQ_{sub}. NA = not applicable. Note: there are no CECs in marine water with ‘Moderate’ priority.

CEC	Mon Prior Basis	MTL	Matrix	MTQ _{det}	MTQ _{sub}	MEC	N	MDL
3,4-Dichloroaniline	C2	6.2E-03	Dissolved	1.6E+00	NA	9.8E-03	20	NA
diazinon	C2	1.1E-02	Total	3.3E+00	NA	3.5E-02	5	NA
Diuron	C2	1.3E-02	Dissolved	2.2E+00	NA	2.9E-02	25	NA
Hexazinon	C4	7.0E-01	Dissolved	1.8E-01	NA	1.3E-01	29	NA
Imidacloprid	C4	1.0E-02	Dissolved	2.2E-01	NA	2.2E-03	4	NA
phenothrin	C4	4.7E-02	Total	2.6E-01	NA	1.2E-02	1	NA
Atrazine	C2	1.0E-01	Total	NA	2.0E+00	2.0E-01	6	2.0E-01
BROMACIL	C4	6.8E+00	Total	NA	1.2E-01	8.0E-01	6	8.0E-01
CARBARYL	C2	5.0E-02	Total	NA	4.0E+00	2.0E-01	6	2.0E-01
Chlorpyrifos-methyl	C1	8.5E-04	Total	NA	3.5E+00	3.0E-03	457	3.0E-03
Diethyl phthalate	C1	1.1E+00	Total	NA	1.2E+00	1.4E+00	115	1.4E+00
FLUVALINATE	C2	3.2E-04	Total	NA	1.6E+00	5.0E-04	58	5.0E-04
galaxolide	C4	2.4E-01	Total	NA	8.3E-01	2.0E-01	6	2.0E-01
Metolachlor	C2	1.0E-01	Total	NA	2.0E+00	2.0E-01	6	2.0E-01
Microcystin LA	C4	1.2E+00	Total	NA	1.3E-01	1.6E-01	14	1.6E-01
Microcystin LR	C4	1.0E+00	Total	NA	1.3E-01	1.3E-01	14	1.3E-01
Microcystin YR	C4	7.7E-01	Total	NA	1.4E-01	1.0E-01	14	1.0E-01
Resmethrin	C4	1.4E-02	Total	NA	3.6E-01	5.0E-03	89	5.0E-03
tonalide	C2	7.2E-02	Total	NA	2.8E+00	2.0E-01	6	2.0E-01
Tris(1,3-dichloro-2-propyl) phosphate	C4	4.0E-01	Total	NA	5.0E-01	2.0E-01	6	2.0E-01

Table I.11. Pre-screening shortlist of constituents of emerging concern (CECs) in marine water that are not a monitoring priority, with Monitoring Priority Basis (Mon Prior Basis), Monitoring Trigger Levels (MTL) in micrograms per liter (ug/L), detected and substituted Monitoring Trigger Levels (MTQ_{det} and MTQ_{sub}, respectively), Measured Environmental Concentrations (MECs) in ug/L, number (N) in dataset, and Method Detection Limit (MDL) in ug/L used for compounds using MTQ_{sub}. NA = not applicable.

CEC	Mon Prior Basis	MTL	Matrix	MTQ _{det}	MTQ _{sub}	MEC	N	MDL
Anatoxin a	D2	3.4E+03	Total	2.2E-04	NA	7.6E-01	10	NA
Azoxystrobin	D2	4.4E+00	Dissolved	4.1E-03	NA	1.8E-02	15	NA
Boscalid	D2	1.2E+02	Dissolved	2.3E-04	NA	2.7E-02	15	NA
Isoborneol	-	-	Total	-	NA	0.0E+00	0	NA
L-Domoic acid	D2	3.8E+03	Total	2.0E-05	NA	7.8E-02	1	NA
Polyoxyethylene branched-C9-alkylphenol (mixture)	-	-	Total	-	NA	1.0E-01	1	NA
PROPICONAZOLE	D2	1.5E+00	Dissolved	1.3E-02	NA	2.0E-02	1	NA
Simazine	D2	6.0E+00	Dissolved	1.9E-02	NA	1.2E-01	12	NA
trifluralin		1.9E+00	Dissolved	-	NA	-	-	NA
2-(4-nonylphenoxy)ethanol	D2	4.5E+01	Total	NA	3.6E-02	1.6E+00	6	1.6E+00
2-[2-(4-nonylphenoxy)ethoxy]ethanol (mixture)	D2	3.7E+01	Total	NA	8.7E-02	3.2E+00	6	3.2E+00
Acetophenone	D2	2.5E+04	Total	NA	1.6E-05	4.0E-01	16	4.0E-01
benzophenone	D2	2.0E+01	Total	NA	1.0E-02	2.0E-01	6	2.0E-01
Camphor	D2	3.6E+02	Total	NA	5.5E-04	2.0E-01	6	2.0E-01
cotinine	D2	2.8E+03	Total	NA	2.9E-04	8.0E-01	6	8.0E-01
diphenylhydrazine, 1,2-	D2	1.5E+02	Total	NA	1.2E-02	1.8E+00	2	1.8E+00
Indole	D2	2.1E+02	Total	NA	7.4E-04	1.6E-01	6	1.6E-01
Limonene, d-	D2	7.4E+01	Total	NA	2.7E-03	2.0E-01	6	2.0E-01
Menthol	D2	2.3E+02	Total	NA	8.7E-04	2.0E-01	6	2.0E-01
Methyl salicylate	D2	7.9E+01	Total	NA	2.5E-03	2.0E-01	6	2.0E-01
Methylindole, 3-	D2	8.8E+01	Total	NA	2.3E-03	2.0E-01	6	2.0E-01
Microcystin RR	D2	1.2E+05	Total	NA	4.1E-07	5.0E-02	14	5.0E-02
Nodularin	D2	1.7E+00	Total	NA	2.2E-02	3.7E-02	14	3.7E-02
Okadaic acid	D2	4.7E+01	Total	NA	1.1E-03	5.3E-02	14	5.3E-02
OXADIAZON	D2	8.8E-02	Total	NA	1.1E-02	1.0E-03	6	1.0E-03
Tetramethrin	D2	1.9E-02	Total	NA	1.1E-02	2.0E-04	2	2.0E-04
triethyl citrate	D2	4.0E+03	Total	NA	5.0E-05	2.0E-01	6	2.0E-01
Tri-n-butyl phosphate	D2	3.7E+01	Total	NA	5.4E-03	2.0E-01	6	2.0E-01
Tris(2-butoxyethyl) phosphate	D2	2.5E+00	Total	NA	8.0E-02	2.0E-01	6	2.0E-01
Tris(2-chloroethyl) phosphate	D2	2.9E+00	Total	NA	7.0E-02	2.0E-01	6	2.0E-01

Table I.12. Supplementary data for constituents of emerging concern (CEC), including Chemical Abstract Services Registry Number (CASRN) in freshwater (Tables I.1 to I.4) including the ratio of the 90th percentile concentrations that include substitution of method detection limits (MDLs) with a median and the 90th percentile of measured values, the number (N) of results with MDLs and total number of results. Ratios are categorized: A (> 700), B (300 to 700), C (60 to 300), D (0.7 to 60), E (0.5 to 0.7), and F (< 0.5). Compounds for which the detected Monitoring Triggering Quotient (MTQ_{det}) are used are indicated with a “Y”.

CEC	CASRN	Matrix	ratio: 90th median sub/90th detects only	category: 90th median sub/90th detects only	MTQ det	N with MDL	N total
2-(4-nonylphenoxy)ethanol	104-35-8	Total	3	D	-	1	8
2,4-dichlorophenoxyacetic acid	94-75-7	Dissolved	71.4	C	-	178	1244
2-[2-(4-nonylphenoxy)ethoxy]ethanol (mixture)	20427-84-3	Dissolved	12.5	D	-	1	13
2-Aminobenzimidazole	934-32-7	Dissolved	599.6	B	-	38	868
2-Chloro-N-(2-ethyl-6-methylphenyl)acetamide	32428-71-0	Dissolved	34.7	D	-	2	872
2-nonylphenol	104-40-5	Total	1.2	D	Y	1	58
3,4-Dichloroaniline	95-76-1	Dissolved	0.6	E	Y	1043	1499
4-n-Octylphenol	1806-26-4	Total	na	na	-	0	41
4-nonylphenol	104-40-5	Dissolved	na	na	-	0	9
4-tert-Octylphenol	140-66-9	Total	250	C	-	1	41
6:2 FTS	68412-54-4	Total	1.6	D	Y	1	14

CEC	CASRN	Matrix	ratio: 90th median sub/90th detects only	category: 90th median sub/90th detects only	MTQ det	N with MDL	N total
6-Chloro-1,3,5-triazine-2,4-diamine	3397-62-4	Dissolved	84.7	C	-	151	914
8:2 FTS	9016-45-9	Total	0.2	F	Y	11	201
acephate	30560-19-1	Dissolved	57.5	D	-	81	926
acetaminophen	103-90-2	Total	na	na	-	0	2
Acetamiprid	135410-20-7	Dissolved	24.1	D	-	15	729
Acetophenone	1490-04-6	Total	na	na	-	0	41
Acibenzolar-S-Methyl	135158-54-2	Dissolved	33.9	D	-	4	630
albuterol	18559-94-9	Dissolved	2392.3	A	-	2	388
Allethrin	584-79-2	Dissolved	na	na	-	0	932
alprazolam	28981-97-7	Dissolved	2985.1	A	-	1	255
amitriptyline	50-48-6	Dissolved	na	na	-	0	506
Amoxicillin	98-86-2	Total	na	na	-	0	41
amphetamine	300-62-9	Dissolved	781.3	A	-	1	513
Anatoxin a	64285-06-9	Total	0	F	Y	122	445
Androstenedione	63-05-8	Total	391.8	B	-	2	20
Androsterone	26787-78-0	Total	na	na	-	0	1
atenolol	29122-68-7	Dissolved	238.7	C	-	6	509
atorvastatin	134523-00-5	Dissolved	4761.9	A	-	1	135
Atrazine	1912-24-9	Total	0.1	F	Y	219	4075
Atrazine-desethyl-2-hydroxy	19988-24-0	Dissolved	973.7	A	-	20	915

CEC	CASRN	Matrix	ratio: 90th median sub/90th detects only	category: 90th median sub/90th detects only	MTQ det	N with MDL	N total
azithromycin	83905-01-5	Dissolved	0.6	E	Y	2	7
Azoxystrobin	131860-33-8	Dissolved	0.5	F	-	1192	2156
benfluralin	1861-40-1	Total	na	na	-	0	10
Benomyl	17804-35-2	Total	1	D	Y	123	178
BENSULIDE	741-58-2	Total	1	D	-	12	12
benzophenone	119-61-9	Total	757.6	A	-	2	40
benzoylecgonine	519-09-5	Dissolved	na	na	-	0	272
benztropine	86-13-5	Dissolved	1	D	Y	1	1
betamethasone	378-44-9	Dissolved	na	na	-	0	233
Bezafibrate	41859-67-0	Dissolved	na	na	-	0	273
Bifenthrin	82657-04-3	Total	0.1	F	Y	932	3541
bisphenol a	80-05-7	Total	357.1	B	-	1	50
Boscalid	188425-85-6	Dissolved	0.6	E	Y	656	955
BROMACIL	314-40-9	Dissolved	46.4	D	-	159	1299
Butyl benzyl phthalate	85-68-7	Total	0.7	E	Y	228	279
Butylparaben	94-26-8	Dissolved	na	na	-	0	273
caffeine	58-08-02	Dissolved	17.3	D	-	87	551
Camphor	53-41-8	Total	na	na	-	0	20
carbadox	76-22-2	Total	1315.8	A	-	2	40
carbamazepine	298-46-4	Dissolved	122.3	C	-	23	514
Carbaryl	63-25-2	Dissolved	58.2	D	-	276	2804
Carbendazim	10605-21-7	Dissolved	0.6	E	Y	630	1538
Carfentrazone-ethyl	128639-02-1	Total	na	na	-	0	7

CEC	CASRN	Matrix	ratio: 90th median sub/90th detects only	category: 90th median sub/90th detects only	MTQ det	N with MDL	N total
Carisoprodol	78-44-4	Dissolved	199.2	C	-	5	498
celestolide	13171-00-1	Total	na	na	-	0	33
Chlorantraniliprole	500008-45-7	Dissolved	0.5	F	Y	354	627
Chlorothalonil	1897-45-6	Dissolved	262.1	C	-	57	943
Chlorpyrifos	2921-88-2	Dissolved	51.3	D	-	278	2424
Chlorpyrifos-methyl	5598-13-0	Total	na	na	-	0	1206
Chlorsulfuron	64902-72-3	Dissolved	1739.1	A	-	14	1011
Chlortetracycline	57-62-5	Total	na	na	-	0	51
cimetidine	51481-61-9	Dissolved	1134.8	A	-	1	282
ciprofloxacin	85721-33-1	Dissolved	0.7	E	Y	2	7
Citalopram	59729-33-8	Dissolved	48.7	D	-	4	233
clonidine	4205-90-7	Dissolved	2061.9	A	-	1	255
clothianidin	210880-92-5	Dissolved	34.6	D	-	44	1009
cocaine	50-36-2	Dissolved	na	na	-	0	272
codeine	76-57-3	Dissolved	na	na	-	0	506
cotinine	486-56-6	Dissolved	192.4	C	-	19	461
Cyazofamid	120116-88-3	Dissolved	290.8	C	-	1	627
Cyfluthrin	68359-37-5	Dissolved	na	na	-	0	1477
Deethylatrazine	6190-65-4	Total	0	F	Y	34	472
dehydronifedipine	67035-22-7	Dissolved	1392.2	A	-	2	388
Deisopropylatrazine	1007-28-9	Dissolved	497.8	B	-	108	1290

CEC	CASRN	Matrix	ratio: 90th median sub/90th detects only	category: 90th median sub/90th detects only	MTQ det	N with MDL	N total
Deisopropylhydroxyatrazine	7313-54-4	Dissolved	9660	A	-	9	847
deltamethrin	52918-63-5	Dissolved	na	na	-	0	935
desmethyldiltiazem	86408-45-9	Dissolved	na	na	-	0	233
Desulfinylfipronil Amide	1115248-09-3	Dissolved	0.3	F	-	5	163
Di-2-ethylhexyl phthalate	117-81-7	Total	1	D	Y	228	290
diazepam	439-14-5	Dissolved	na	na	-	0	258
diazinon	333-41-5	Dissolved	7.61	D	-	255	2666
Diazoxon	962-58-3	Dissolved	208.3	C	-	11	1552
Dibutyl phthalate	84-74-2	Total	0.4	F	Y	221	279
dicamba	1918-00-9	Dissolved	na	na	-	0	998
Dichlorvos	62-73-7	Dissolved	0.4	F	-	9	1673
diclofenac	15307-86-5	Dissolved	6250	A	-	1	273
Diethyl phthalate	57-62-5	Total	na	na	Y	0	51
diethylstilbestrol	56-53-1	Total	824.7	A	-	1	20
Difenoconazole	119446-68-3	Dissolved	78.4	C	-	11	836
diltiazem	42399-41-7	Dissolved	1621.3	A	-	3	507
Dimethyl phthalate	131-11-3	Total	0.5	F	Y	216	279
dimethylxanthine, 1,7-	611-59-6	Dissolved	199.4	C	-	1	252
Di-n-octyl phthalate	84-66-2	Total	0.7	E	Y	217	287
Dinotefuran	117-84-0	Total	0.5	F	Y	217	276
diphenhydramine	58-73-1	Dissolved	4051.9	A	-	3	506
diphenylhydrazine, 1,2-	165252-70-0	Total	0.1	F	-	32	209

CEC	CASRN	Matrix	ratio: 90th median sub/90th detects only	category: 90th median sub/90th detects only	MTQ det	N with MDL	N total
Diquat Dibromide	85-00-7	Total	1	D	Y	12	39
disulfoton	298-04-4	Total	0.2	F	Y	411	5630
Diuron	330-54-1	Dissolved	21.9	D	-	938	2093
Doxycycline	122-66-7	Total	na	na	-	0	52
enrofloxacin	93106-60-6	Dissolved	na	na	-	0	4
Epichlortetracycline, 4-	14297-93-9	Dissolved	na	na	-	0	4
Epitetracycline, 4-	79-85-6	Dissolved	na	na	-	0	4
Equilenin	517-09-9	Total	na	na	-	0	53
Equilin	474-86-2	Total	na	na	-	0	20
erythromycin	114-07-8	Dissolved	601.1	A	-	1	425
estradiol, 17alpha-	564-25-0	Total	na	na	-	0	51
estradiol, 17beta-	50-28-2	Total	672.3	B	-	1	72
Estriol	50-27-1	Total	3225.8	A	-	1	20
estrone	53-16-7	Total	45871.6	A	-	1	53
ethinylestradiol, 17alpha-	57-63-6	Total	82644.6	A	-	1	53
fexofenadine	83799-24-0	Dissolved	1	D	Y	8	8
fipronil	120068-37-3	Dissolved	97	C	-	540	2713
Fipronil-desulfinyl	205650-65-3	Dissolved	1.1	D	Y	519	2423
Fipronil-sulfide	120067-83-6	Dissolved	180	C	-	319	2672
Fipronil-sulfone	120068-36-2	Dissolved	176.1	C	-	327	2623
Flonicamid	158062-67-0	Dissolved	56.9	D	-	11	627
Fluazinam	79622-59-6	Dissolved	785.7	A	-	1	812

CEC	CASRN	Matrix	ratio: 90th median sub/90th detects only	category: 90th median sub/90th detects only	MTQ det	N with MDL	N total
Fludioxonil	131341-86-1	Dissolved	78	C	-	9	812
Flumioxazin	103361-09-7	Dissolved	na	na	-	0	15
fluoxetine	54910-89-3	Dissolved	1496.6	A	-	3	509
fluticasone propionate	80474-14-2	Dissolved	na	na	-	0	484
Flutolanil	66332-96-5	Dissolved	115.9	C	-	10	653
Fluvalinate	69409-94-5	Dissolved	na	na	-	0	789
Fluxapyroxad	907204-31-3	Dissolved	0.8	D	Y	332	630
Foramsulfuron	173159-57-4	Dissolved	na	na	-	0	147
furosemide	54-31-9	Dissolved	na	na	-	0	273
galaxolide	1222-05-5	Total	520.8	B	-	3	41
gamma-cyhalothrin	57-91-0	Total	672.3	B	Y	1	20
gemfibrozil	25812-30-0	Dissolved	515.5	B	-	2	276
glipizide	29094-61-9	Dissolved	na	na	-	0	247
glyburide	10238-21-8	Dissolved	na	na	-	0	506
glyphosate	1071-83-6	Dissolved	0.4	F	Y	475	829
Halosulfuron-methyl	100784-20-1	Dissolved	1968.5	A	-	5	911
Hexazinon	51235-04-2	Total	6.3	D	-	22	69
hydrochlorothiazide	58-93-5	Dissolved	na	na	-	0	251
hydrocodone	125-29-1	Dissolved	225.1	C	-	3	506
hydrocortisone	50-23-7	Dissolved	na	na	-	0	233

CEC	CASRN	Matrix	ratio: 90th median sub/90th detects only	category: 90th median sub/90th detects only	MTQ det	N with MDL	N total
Hydroxyatrazine	2163-68-0	Dissolved	754.7	A	-	141	1017
Hydroxysimazine	11/3/1999	Dissolved	4435.8	A	-	163	910
ibuprofen	15687-27-1	Dissolved	na	na	-	0	292
Imidacloprid	138261-41-3	Dissolved	31.7	D	-	577	2146
Indaziflam	950782-86-2	Dissolved	33.9	D	-	33	177
Indole	120-72-9	Total	1.4	D	-	2	40
Indoxacarb	173584-44-6	Dissolved	74.5	C	-	2	1498
Iopromide	73334-07-3	Dissolved	na	na	-	0	0
Iprodione	36734-19-7	Dissolved	21.9	D	-	94	1482
Isoborneol	76703-62-3	Total	0.1	F	-	441	3565
Ketoprofen	22071-15-4	Dissolved	na	na	-	0	251
lamotrigine	84057-84-1	Dissolved	na	na	-	0	251
L-Domoic acid	14277-97-5	Total	na	na	-	0	116
Limonene, d-	5989-27-5	Dissolved	0.8	D	Y	6	14
lincomycin	124-76-5	Total	na	na	Y	0	41
Linuron	330-55-2	Dissolved	67.7	C	-	22	1304
lomefloxacin	98079-51-7	Dissolved	na	na	-	0	4
Lyngbyatoxin-a	70497-14-2	Total	0.1	F	Y	1	35
Malaoxon	1634-78-2	Dissolved	na	na	-	0	128
malathion	121-75-5	Total	0.1	F		756	6256
Mancozeb	1/7/8018	Total	na	na	-	0	2
Mandipropamid	374726-62-2	Dissolved	2.1	D	-	9	627

CEC	CASRN	Matrix	ratio: 90th median sub/90th detects only	category: 90th median sub/90th detects only	MTQ det	N with MDL	N total
Menthol	1490-04-6	Dissolved	3.7	D	-	2	14
Menthol	154-21-2	Total	0.1	F	-	11	51
meprobamate	57-53-4	Dissolved	102.2	C	-	11	501
Mestranol	72-33-3	Total	930.2	A	-	1	20
Metconazole	125116-23-6	Dissolved	91.1	C	-	5	1814
metformin	657-24-9	Dissolved	121.4	C	-	92	498
Methoxyfenozide	161050-58-4	Dissolved	0.6	E	-	1016	1538
Methyl salicylate	119-36-8	Total	na	na	-	0	39
Methylindole, 3-	83-34-1	Total	18.5	D	-	2	41
methylparaben	99-76-3	Dissolved	na	na	-	0	255
Metolachlor	51218-45-2	Total	0.01	F	Y	32	222
Metolachlor ESA	171118-09-5	Dissolved	na	na	-	0	273
Metolachlor OXA	152019-73-3	Dissolved	933.7	A	-	24	915
metoprolol	51384-51-1	Dissolved	123.9	C	-	7	506
Microcystin LA	96180-79-9	Dissolved	77.5	C	-	3	22
Microcystin LR	101043-37-2	Dissolved	11.8	D	-	6	22
Microcystin RR	111755-37-4	Dissolved	50	D	-	1	16
Microcystin YR	101064-48-6	Total	0.01	F	Y	3	180
musk ketone	81-14-1	Total	na	na	-	0	33
Myclobutanil	88671-89-0	Dissolved	18.2	D	-	307	2402
naproxen	22204-53-1	Dissolved	1919.4	A	-	2	288

CEC	CASRN	Matrix	ratio: 90th median sub/90th detects only	category: 90th median sub/90th detects only	MTQ det	N with MDL	N total
N-EtFOSAA	909405-49-8	Total	0.3	F	-	9	30
N-MeFOSAA	2355-31-9	Total	0.5	F	Y	7	30
Nodularin	118399-22-7	Total	na	na	-	0	119
nonylphenoethoxylate (NPnEO)	9016-45-9	Total	0.2	F	Y	11	201
Norethindrone	68-22-4	Total	na	na	-	0	20
norfloxacin	70458-96-7	Dissolved	na	na	-	0	4
norfluoxetine	83891-03-6	Dissolved	na	na	-	0	379
norverapamil	67018-85-3	Dissolved	na	na	-	0	506
NTN33893-urea	120868-66-8	Dissolved	445.9	B		4	234
ofloxacin	82419-36-1	Dissolved	na	na	-	0	4
Okadaic acid	78111-17-8	Dissolved	na	na	-	0	16
ormetoprim	6981-18-6	Dissolved	na	na	-	0	4
Oryzalin	19044-88-3	Dissolved	40.3	D	-	167	1895
Oxadiazon	19666-30-9	Dissolved	10	D	-	47	630
Oxazepam	604-75-1	Dissolved	na	na	-	0	484
Oxytetracycline	79-57-2	Total	na	na	-	0	51
Paclobutrazol	76738-62-0	Dissolved	54.1	D	-	3	630
parathion	56-38-2	Dissolved	na	na	-	0	25
paroxetine	61869-08-7	Dissolved	na	na	-	0	387
PBDE 003	101-55-3	Total	22.5	D	-	1	34
PBDE 007	171977-44-9	Total	0.9	D	Y	60	92

CEC	CASRN	Matrix	ratio: 90th median sub/90th detects only	category: 90th median sub/90th detects only	MTQ det	N with MDL	N total
PBDE 008	147217-71-8	Total	0.9	D	Y	69	91
PBDE 010	51930-04-2	Total	1.9	D	-	1	86
PBDE 012	189084-59-1	Total	0.7	E	-	75	89
PBDE 015	2050-47-7	Total	1	D	Y	91	91
PBDE 017	147217-75-2	Total	1	D	Y	113	182
PBDE 025	147217-77-4	Total	na	na	-	0	25
PBDE 028	41318-75-6	Total	0.6	E	Y	106	182
PBDE 030	155999-95-4	Total	0.1	F	Y	5	177
PBDE 032	189084-60-4	Total	0.2	F	-	10	91
PBDE 033	147217-78-5	Total	na	na	-	0	25
PBDE 035	147217-80-9	Total	0.9	D	Y	68	92
PBDE 037	147217-81-0	Total	1	D	Y	79	85
PBDE 047	5436-43-1	Total	1	D	Y	145	182
PBDE 049	243982-82-3	Total	0.9	D	Y	114	172
PBDE 051	189084-57-9	Total	1	D	-	91	92
PBDE 066	189084-61-5	Total	0.6	E	Y	95	182
PBDE 071	189084-62-6	Total	0.9	D	Y	89	102
PBDE 075	189084-63-7	Total	1	D	Y	85	90
PBDE 077	93703-48-1	Total	0.5	F	Y	67	87

CEC	CASRN	Matrix	ratio: 90th median sub/90th detects only	category: 90th median sub/90th detects only	MTQ det	N with MDL	N total
PBDE 079	446254-48-4	Total	0.8	D	-	56	84
PBDE 085	182346-21-0	Total	0.6	E	Y	96	181
PBDE 099	60348-60-9	Total	0.8	D	Y	133	182
PBDE 100	189084-64-8	Total	0.8	D	Y	108	182
PBDE 105	373594-78-6	Total	0.1	F	-	5	92
PBDE 116	189084-65-9	Total	0	F	-	8	86
PBDE 119	189084-66-0	Total	1	D	Y	77	91
PBDE 126	366791-32-4	Total	0.4	F	Y	28	88
PBDE 128	182677-28-7	Total	0.4	F	-	26	93
PBDE 138	182677-30-1	Total	0.7	E	Y	93	181
PBDE 140	243982-83-4	Total	0.9	D	Y	82	90
PBDE 153	68631-49-2	Total	0.7	E	Y	102	181
PBDE 154	207122-15-4	Total	0.6	E	Y	93	180
PBDE 155	35854-94-5	Total	1	D	Y	90	92
PBDE 179	446255-25-0	Total	na	na	-	0	85
PBDE 181	189084-67-1	Total	0.6	E	Y	43	91
PBDE 183	207122-16-5	Total	0.4	F	Y	76	166
PBDE 184	117948-63-7	Total	na	na	-	0	85
PBDE 188	116995-32-5	Total	na	na	-	0	85

CEC	CASRN	Matrix	ratio: 90th median sub/90th detects only	category: 90th median sub/90th detects only	MTQ det	N with MDL	N total
PBDE 190	189084-68-2	Total	2.1	D	-	50	162
PBDE 197	117964-21-3	Total	1	D	-	43	44
PBDE 200	446255-46-5	Total	0.2	F	-	1	85
PBDE 201	446255-50-1	Total	0.3	F	-	1	85
PBDE 202	67797-09-5	Total	0.6	E	-	1	85
PBDE 203	337513-72-1	Total	0.8	D	-	92	125
PBDE 205	446255-56-7	Total	0.1	F	-	2	46
PBDE 206	63387-28-0	Total	0.5	F	Y	86	174
PBDE 207	437701-79-6	Total	0.5	F	-	88	171
PBDE 208	437701-78-5	Total	0.4	F	-	87	170
PBDE 209	1163-19-5	Total	0.6	E	Y	85	174
Pendimethalin	40487-42-1	Dissolved	20.8	D	-	260	2384
Penoxsulam	219714-96-2	Dissolved	110.6	C	-	135	631
Penthiopyrad	183675-82-3	Dissolved	44.7	D	-	9	313
permethrin	52645-53-1	Dissolved	58.9	D	-	8	967
PFBS	375-73-5	Total	0.7	E	Y	16	30
PFDA	335-76-2	Total	1	D	Y	29	30
PFDoA	307-55-1	Total	0.9	D	Y	20	30
PFDS	335-77-3	Total	0.7	E	Y	8	30
PFHpA	375-85-9	Total	1	D	Y	30	30
PFHxA	307-24-4	Total	1	D	Y	30	30
PFHxS	355-46-4	Total	1	D	Y	30	30
PFNA	375-95-1	Dissolved	na	na	-	0	77

CEC	CASRN	Matrix	ratio: 90th median sub/90th detects only	category: 90th median sub/90th detects only	MTQ det	N with MDL	N total
PFOA	335-67-1	Dissolved	na	na	-	0	77
PFOS	1763-23-1	Dissolved	na	na	-	0	77
PFOSA	754-91-6	Total	0.9	D	Y	26	30
PFPeA	2706-90-3	Total	1	D	Y	28	30
PFUnA	2058-94-8	Total	0.9	D	Y	11	30
phantolide	15323-35-0	Total	na	na	-	0	33
phenothrin	26002-80-2	Dissolved	na	na	-	0	917
Phenytoin	57-41-0	Dissolved	5263.2	A	-	1	265
Polyoxyethylene branched-C9-alkylphenol (mixture)	68412-54-4	Total	1.6	D	-	1	14
prednisolone	50-24-8	Dissolved	na	na	-	0	0
prednisone	53-03-2	Dissolved	13513.5	A	-	1	233
Primidone	125-33-7	Dissolved	3205.1	A	-	3	254
Prodiamine	29091-21-2	Dissolved	99.4	C	-	18	630
Progesterone	57-83-0	Dissolved	na	na	-	0	22
promethazine	60-87-7	Dissolved	na	na	-	0	233
Propiconazole	60207-90-1	Total	1	D	Y	2	8
propoxyphene	469-62-5	Dissolved	na	na	-	0	233
Propyzamide	23950-58-5	Dissolved	5.9	D	-	98	2261
Pyraclostrobin	175013-18-0	Dissolved	11.9	D	-	99	1824
Pyrimidinol	55949-38-7	Dissolved	428.4	B	-	29	868

CEC	CASRN	Matrix	ratio: 90th median sub/90th detects only	category: 90th median sub/90th detects only	MTQ det	N with MDL	N total
Pyriproxyfen	95737-68-1	Dissolved	812.5	A	-	1	1102
ranitidine	66357-35-5	Dissolved	4383.1	A	-	2	274
Resmethrin	10453-86-8	Dissolved	na	na	-	0	917
roxithromycin	80214-83-1	Total	na	na	-	0	51
Salicylic acid	69-72-7	Dissolved	na	na	-	0	0
sarafloxacin	98105-99-8	Dissolved	na	na	-	0	4
Saxitoxin	35523-89-8	Total	0	F	Y	20	250
sertraline	79617-96-2	Dissolved	na	na	-	0	484
Simazine	122-34-9	Dissolved	58.9	D	-	1030	2722
simvastatin	79902-63-9	Dissolved	na	na	-	0	246
sitosterol, beta-	83-46-5	Total	0.7	E	Y	3	8
Sotalol	3930-20-9	Dissolved	na	na	-	0	273
sulfachloropyridazine	80-32-0	Total	0.3	F	Y	3	51
sulfadiazine	68-35-9	Dissolved	0.9	D	Y	1	4
sulfadimethoxine	122-11-2	Dissolved	na	na	-	0	237
sulfamerazine	127-79-7	Total	na	na	-	0	51
sulfamethazine	57-68-1	Dissolved	na	na	-	0	277
sulfamethizole	144-82-1	Total	na	na	-	0	51
sulfamethoxazole	723-46-6	Dissolved	48.5	D	-	13	514
sulfathiazole	72-14-0	Total	0.1	F	Y	7	51
Sulfentrazone	122836-35-5	Dissolved	214.7	C	-	59	911

CEC	CASRN	Matrix	ratio: 90th median sub/90th detects only	category: 90th median sub/90th detects only	MTQ det	N with MDL	N total
sulfometuron-methyl	74222-97-2	Dissolved	115.1	C	-	193	1267
Tamoxifen	10540-29-1	Dissolved	na	na	-	0	161
Tebuconazole	107534-96-3	Dissolved	104.7	C	-	116	2101
tebuthiuron	34014-18-1	Dissolved	2.5	D	-	243	1723
temephos	3383-96-8	Dissolved	na	na	-	0	6
terpineol, alpha-	98-55-5	Total	na	na	-	0	4
Testosterone	58-22-0	Total	1839.1	A	-	1	20
Tetracycline	60-54-8	Total	na	na	-	0	51
Tetramethrin	7696-12-0	Dissolved	na	na	-	0	932
Theobromine	83-67-0	Dissolved	na	na	-	0	16
theophylline	58-55-9	Dissolved	na	na	-	0	250
thiabendazole	148-79-8	Dissolved	277.8	C	-	50	1134
tonalide	21145-77-7	Total	na	na	-	0	41
Triadimefon	43121-43-3	Dissolved	6.8	D	-	3	812
triamterene	396-01-0	Dissolved	265.8	C	-	3	506
Trichlorfon	52-68-6	Total	0.1	F	Y	5	746
triclocarban	101-20-2	Dissolved	na	na	-	0	271
triclosan	3380-34-5	Dissolved	125	C	-	1	289
triethyl citrate	77-93-0	Total	1785.7	A	-	2	39
Trifloxystrobin	141517-21-7	Dissolved	190.3	C	-	41	1842
trifluralin	1582-09-8	Dissolved	23.7	D	-	112	1485
trimethoprim	738-70-5	Dissolved	411.5	B	-	6	513

CEC	CASRN	Matrix	ratio: 90th median sub/90th detects only	category: 90th median sub/90th detects only	MTQ det	N with MDL	N total
Tri-n-butyl phosphate	126-73-8	Dissolved	4	D	-	6	14
Triphenyl phosphate	115-86-6	Total	1351.4	A	-	4	36
Tris(2-butoxyethyl) phosphate	78-51-3	Total	67.2	C	-	3	24
Tris(2-chloroethyl) phosphate	115-96-8	Total	271.7	C	-	4	42
tris(2-chloroisopropyl) phosphate	13674-84-5	Dissolved	1	D	Y	3	3
tylosin	1401-69-0	Dissolved	na	na	-	0	277
valsartan	137862-53-4	Dissolved	na	na	-	0	251
Venlafaxine	93413-69-5	Dissolved	78.5	C	-	7	506
verapamil	52-53-9	Dissolved	na	na	-	0	506
Vinclozolin	50471-44-8	Dissolved	na	na	-	0	54
virginiamycin	11006-76-1	Dissolved	na	na	-	0	4
warfarin	81-81-2	Dissolved	na	na	-	0	507

APPENDIX J – EVALUATION OF CHEMICALS IN APPENDIX H FOR BIOACCUMULATION AND PERSISTENCE

Table J.1. Evaluation of the chemicals in the preliminary prioritization for fresh, estuarine, and marine waters (Appendix H) for bioaccumulation and persistence. The data include SMILES notation for the chemical, log octanol-water partition coefficient (log K_{ow}), log bioconcentration factor (BCF), predicted biodegradation half-life, and fish biotransformation half-lives, predicted bioaccumulation factors (BAF) and experimentally determined BCF. Predicted log BCF values are categorized: A (>5.0), B (between 3 and 4), C (between 1.5 and 4), D (between 0.7 and 1.5), and E (< 0.7). ¹Bioconcentration factor from the CompTox Chemical Dashboard (<https://comptox.epa.gov/dashboard/>) using OPERA (OPEn (quantitative) structure-activity Relationship Application) quantitative structure property relationship (QSPR). General description of this QSPR is available in Mansouri et al. (2018). Further information on the BCF model is available at The European Commission Joint Research Centre QSAR database (<https://jeodpp.jrc.ec.europa.eu/ftp/jrc-opendata/EURL-ECVAM/datasets/QSARDB/LATEST/qsardb.html>). ²Bioconcentration factor (BCF), biotransformation half-life in fish, and Bioaccumulation factors for mid-trophic level and low-trophic level fish, from the EPISuite BCFBAF program. General description of this QSPR is available in Arnot et al. (2009). EPISuite is available from the USEPA (<https://www.epa.gov/tsca-screening-tools/download-epi-suite-estimation-program-interface-v411>). ³Biodegradation half-life from the CompTox Chemical Dashboard (<https://comptox.epa.gov/dashboard/>) using OPERA (OPEn (quantitative) structure-activity Relationship Application) quantitative structure property relationship (QSPR). General description of this QSPR is available in Mansouri et al. (2018). Further information on the Biodegradation model is available at The European Commission Joint Research Centre QSAR database (<https://jeodpp.jrc.ec.europa.eu/ftp/jrc-opendata/EURL-ECVAM/datasets/QSARDB/LATEST/qsardb.html>). ⁴Primary biodegradation rating from EPISuite BIOWIN program. Values of <1.75 = recalcitrant, 1.75-2.25 - months, 2.25-2.75 - weeks to months, 2.75-3.25 weeks, 3.25-3.75 days to weeks. ⁵Experimentally measured BCFs in fish from the EPISuite database. ⁶BCFs, BAFs and biodegradation half-lives for PFAS were omitted because these compounds are outside of the domain of applicability of the models.

CEC	SMILES	log K_{ow}	log BCF (OPERA) ¹	log BCF (OPERA) category	log BCF (EPISuite) ²	log BCF (EPISuite) category	Biodeg $t_{1/2}$ (day) (OPERA) ³	Primary Biodeg (BIOWIN, EPISuite) ⁴	Biotrans $t_{1/2}$ (day) (EPISuite) ²	log BAF _{mid} ²	log BAF _{low} ²	Exp log BCF ⁵
2-(4-nonylphenoxy)ethanol	<chem>CCCCCCCCC1=CC=C(OCCO)C=C1</chem>	5.58	2.8	C	1.7	C	4.5	-	2.21	3.236	3.497	-
2,4-dichlorophenoxyacetic acid	<chem>OC(=O)COC1=C(Cl)C=C(Cl)C=C1</chem>	2.81	0.5	E	0.5	E	3.5	3.66	10.1	1.653	1.597	-
2-[2-(4-nonylphenoxy)ethoxy]ethanol (mixture)	<chem>CCCCCCCCC1=CC=C(OCCOCCO)C=C1</chem>	5.3	2.7	C	1.5	D	5	-	1.49	2.968	3.156	-
2-Aminobenzimidazole	<chem>NC1=NC2=CC=CC=C2N1</chem>	0.91	0.6	E	0.5	E	2.5	3.55	0.04	0.132	0.124	-
2-Chloro-N-(2-ethyl-6-methylphenyl)acetamide	<chem>CCC1=CC=CC(C)=C1NC(=O)CCl</chem>	2.14	2	C	1.1	D	3.3	3.51	0.083	0.905	0.874	-
2-nonylphenol	<chem>CCCCCCCCC1=CC=C(O)C=C1</chem>	5.76	2.6	C	2.1	C	3.7	-	1.33	2.568	2.876	2.58
3,4-Dichloroaniline	<chem>NC1=CC(Cl)=C(Cl)C=C1</chem>	2.69	1.1	D	1.4	D	13.3	3.17	0.516	1.282	1.267	1.114
4-n-Octylphenol	<chem>CCCCCCCCC1=CC=C(O)C=C1</chem>	5.5	2.8	C	1.9	C	3.7	-	1.13	2.87	3.109	-
4-nonylphenol	<chem>CCCCCCCCC1=CC=C(O)C=C1</chem>	5.76	2.6	C	2.1	C	3.7	3.77	1.33	2.568	2.876	2.58
4-tert-Octylphenol	<chem>CCCCCCCCC1=CC=C(O)C=C1</chem>	5.5	2.5	C	1.9	C	4.1	3.79	1.13	2.87	3.109	-
6:2 FTS	<chem>OS(=O)(=O)CCC(F)(F)C(F)(F)C(F)(F)C(F)(F)C(F)(F)C(F)(F)F</chem>	2.66	-	-	-	-	-	-	-	-	-	-
6-Chloro-1,3,5-triazine-2,4-diamine	<chem>NC1=NC(Cl)=NC(N)=N1</chem>	0.32	0.5	E	0.5	E	8.4	3.2	0.009	-0.002	0.001	-
8:2 FTS	<chem>OS(=O)(=O)CCC(F)(F)C(F)(F)C(F)(F)C(F)(F)C(F)(F)C(F)(F)C(F)(F)F</chem>	4	-	-	-	-	-	-	-	-	-	-
acephate	<chem>CC(C)(C)NCC(O)C1=CC=C(O)C(CO)=C1</chem>	0.64	0.1	E	0.5	E	3.6	3.69	0.008	0.02	0.024	-
acetaminophen	<chem>CC(=O)NC1=CC=C(O)C=C1</chem>	0.46	1.1	D	0.5	E	3.6	3.87	0.011	0.011	0.014	-
Acetamiprid	<chem>CN(CC1=CN=C(Cl)C=C1)C(C)=NC#N</chem>	2.55	1.1	D	1.4	D	4.6	3.34	0.127	1.255	1.225	-

CEC	SMILES	log K _{ow}	log BCF (OPERA) ¹	log BCF (OPERA) category	log BCF (EPISuite) ²	log BCF (EPISuite) category	Biodeg t _{1/2} (day) (OPERA) ³	Primary Biodeg (BIOWIN, EPISuite) ⁴	Biotrans t _{1/2} (day) (EPISuite) ²	log BAF _{mid} ²	log BAF _{low} ²	Exp log BCF ⁵
Acetophenone	<chem>CC(C)C1CCC(C)CC1O</chem>	3.19	1	D	1.8	C	3.5	3.75	0.711	1.442	1.456	0.89
Acibenzolar-S-Methyl	<chem>CSC(=O)C1=CC=CC2=C1SN=N2</chem>	3.1	1	D	1.7	C	3.2	3.54	0.22	1.708	1.69	-
albuterol	<chem>CC(C)NCC(O)COC1=CC=C(CC(N)=O)C=C1</chem>	0.16	0.8	D	0.5	E	4.3	3.85	0.014	-0.006	0	-
Allethrin	<chem>CC(C)=CC1C(C(=O)OC2CC(=O)C(C=C)=C2C)C1(C)C</chem>	4.78	1.5	D	1.6	C	3.3	3.46	0.497	2.438	2.515	-
alprazolam	<chem>CC1=NN=C2CN=C(C3=CC=CC=C3)C3=CC(CI)=CC=C3N12</chem>	2.12	2.7	C	1.1	D	3.7	3.17	0.886	0.987	0.937	-
amitriptyline	<chem>CN(C)CCC=C1C2=CC=CC=C2CCC2=C1C=CC=C2</chem>	4.92	2.7	C	2.9	C	4.4	3.02	0.598	2.525	2.621	-
Amoxicillin	<chem>CC(=O)C1=CC=CC=C1</chem>	1.58	1	D	0.1	E	5.4	3.66	0.101	0.502	0.471	-
amphetamine	<chem>CC(N)CC1=CC=CC=C1</chem>	1.76	0.9	D	0.8	D	2.7	3.63	0.182	0.654	0.616	-
Anatoxin a	<chem>CC(=O)C1=CCCC2CCC1N2</chem>	1.12	0.6	E	0.4	E	3.5	3.63	1.03	0.262	0.237	-
Androstenedione	<chem>[H][C@@]12CCC(=O)[C@@]1(C)CC[C@]1([H])[C@@]2([H])CCC2=CC(=O)CC[C@@]12C</chem>	2.75	1.7	C	1.5	D	95.3	3.08	0.752	1.555	1.506	-
Androsterone	<chem>CC1(C)SC2C(NC(=O)C(N)C3=CC=C(O)C=C3)C(=O)N2C1C(O)=O</chem>	0.87	0.5	E	0.5	E	35.6	4.05	0.009	0.06	0.063	-
atenolol	<chem>CNC(NCCSCC1=C(C)NC=N1)=NC#N</chem>	0.4	0.2	E	0.5	E	3.5	3.42	0.018	0.015	0.016	-
atorvastatin	<chem>CC(C)C1=C(C(=O)NC2=CC=CC=C2)C(=C(N1CCC(O)CC(O)CC(O)=O)C1=CC=C(F)C=C1)C1=CC=CC=C1</chem>	6.36	0.9	D	1.8	C	85.8	3.85	0.354	2.327	2.863	-
Atrazine	<chem>CCNC1=NC(NC(C)C)=NC(Cl)=N1</chem>	2.61	0.9	D	0.9	D	4.9	3.1	0.117	1.248	1.229	0.9
Atrazine-desethyl-2-hydroxy	<chem>CC(C)NC1=NC(=O)N=C(N)N1</chem>	-2.7	0.2	E	0.5	E	4.9	3.6	0	-0.03	-0.02	-
azithromycin	<chem>COC1=CC=CC(C(=O)NN(C(=O)C2=CC(C)=CC(C)=C2)C(C)(C)C)=C1C</chem>	3.7	0.8	D	2.1	C	15.2	3.03	1.92	2.42	2.39	-
Azoxystrobin	<chem>COC=C(C(=O)OC)C1=CC=CC=C1OC1=CC(OC2=CC=CC=C2C#N)=NC=N1</chem>	2.5	1.1	D	1.3	D	5.7	3.57	0.67	1.325	1.275	-
benfluralin	<chem>CCCCN(CC)C1=C(C=C(C=C1[N+])([O-])=O)C(F)(F)F[N+](O)=O</chem>	5.29	3	C	3.2	C	3.5	2.85	0.586	2.539	2.703	-
Benomyl	<chem>CCCCNC(=O)N1C(NC(=O)OC)=NC2=C1C=CC=C2</chem>	2.12	0.5	E	1.1	D	4.6	3.89	0.048	0.826	0.805	-
BENSULIDE	<chem>CC(C)OP(=S)(OC(C)C)SCCN(S(=O)(=O)C1=CC=CC=C1)</chem>	4.2	0.7	E	2.4	C	201.5	3.74	0.758	2.499	2.523	-
benzophenone	<chem>O=C(C1=CC=CC=C1)C1=CC=CC=C1</chem>	3.18	1.1	D	1.2	D	5.3	3.57	0.248	1.45	1.463	1.079
benzoylecgonine	<chem>CN1C2CCC1C(C2)OC(=O)C1=CC=CC=C1C(O)=O</chem>	-1.32	0.5	E	0.5	E	3.4	3.76	0.005	-0.03	-0.02	-

CEC	SMILES	log K _{ow}	log BCF (OPERA) ¹	log BCF (OPERA) category	log BCF (EPISuite) ²	log BCF (EPISuite) category	Biodeg t _{1/2} (day) (OPERA) ³	Primary Biodeg (BIOWIN, EPISuite) ⁴	Biotrans t _{1/2} (day) (EPISuite) ²	log BAF _{mid} ²	log BAF _{low} ²	Exp log BCF ⁵
benztropine	[H]C12CCC([H])(CC(C1)OC(C1=CC=CC=C1)C1=CC=CC=C1)N2C	4.28	2.4	C	2.5	C	24	3.12	0.436	2.331	2.368	-
betamethasone	CC1CC2C3CCC4=CC(=O)C=CC4(C)C3(F)C(O)CC2(C)C1(O)C(=O)CO	1.94	0.4	E	1	D	97.9	2.88	0.101	0.767	0.732	-
Bezafibrate	CC(C)(OC1=CC=C(CCNC(=O)C2=C(C=C(C)C=C2)C=C1)C(O)=O	4.25	0.8	D	0.5	E	3.5	3.61	1.86	2.765	2.777	-
Bifenthrin	CC1=C(COC(=O)C2C(C=C(Cl)C(F)(F)F)C2(C)C)C=CC=C1C1=CC=CC=C1	8.15	3.7	C	2.3	C	3.5	2.87	15.5	4.842	4.948	-
bisphenol a	CC(C)(C1=CC=C(O)C=C1)C1=CC=C(O)C=C1	3.32	1.6	C	1.9	C	15.1	3.44	0.263	2.103	2.058	1.642
Boscalid	C1C1=CC=C(C=C1)C1=C(NC(=O)C2=C(C)N=CC=C2)C=CC=C1	2.96	2.9	C	1.6	C	6	3.21	1.41	1.768	1.718	-
BROMACIL	CCC(C)N1C(=O)N=C(C)C(Br)C1=O	2.51	0.5	E	1.3	D	4.9	3.51	0.015	0.778	0.793	-
Butyl benzyl phthalate	CCCCOC(=O)C1=C(C=CC=C1)C(=O)OCC1=CC=CC=C1	4.73	1.2	D	2.8	C	3.4	4.13	0.035	1.737	1.796	1.213
Butylparaben	CCCCOC(=O)C1=CC=C(O)C=C1	3.57	0.9	D	2	C	3.5	4.11	0.066	1.528	1.556	-
caffeine	CN1C=NC2=C1C(=O)N(C)C(=O)N2C	-0.07	0.3	E	0.5	E	3.8	3.57	0.022	-0.014	-0.011	-
Camphor	CC12CCC3C(CCC4CC(O)CCC34C)C1CCC2=O	3.69	1.8	C	2.1	C	164	3.23	1.98	2.415	2.384	-
carbadox	CC1(C)C2CCC1(C)C(=O)C2	2.74	1.3	D	1.5	D	5.4	3.3	0.664	1.54	1.493	-
carbamazepine	NC(=O)N1C2=CC=CC=C2C=CC2=C1C=CC=C2	2.45	1.2	D	1.3	D	6.5	3.51	0.15	1.199	1.164	-
Carbaryl	CNC(=O)OC1=C2C=CC=CC2=CC=C1	2.36	0.9	D	1.2	D	3.5	3.75	0.191	1.036	1.014	0.954
Carbendazim	COC(=O)NC1=NC2=CC=CC=C2N1	1.52	0.4	E	0.7	E	4.5	3.77	0.025	0.367	0.355	0.396
Carfentrazone-ethyl	CCOC(=O)C(Cl)CC1=C(Cl)C=C(F)C(=C1)N1N=C(C)N(C(F)F)C1=O	3.36	2.3	C	1.9	C	4.9	3.16	0.012	0.923	0.956	-
Carisoprodol	CCCC(C)(COC(N)=O)COC(=O)NC(C)C	2.36	0.5	E	1.2	D	4.6	3.71	0.004	0.599	0.616	-
celestolide	CC(=O)C1=CC(=CC2=C1CCC2(C)C)C(C)(C)C	5.93	2.9	C	3	C	5.4	3.1	2.74	3.504	3.838	-
Chlorantraniliprole	CNC(=O)C1=CC(Cl)=CC(C)=C1NC(=O)C1=CC(Br)=NN1C1=C(Cl)C=CC=N1	3.98	2.1	C	2.3	C	4.8	2.99	0.103	1.745	1.781	-
Chlorothalonil	C1C1=C(Cl)C(C#N)=C(Cl)C(C#N)=C1Cl	3.05	1.8	C	1.7	C	4.7	2.67	1.29	1.859	1.809	1.804
Chlorpyrifos	CCOP(=S)(OCC)OC1=NC(Cl)=C(Cl)C=C1Cl	4.96	3.2	C	2.9	C	4.7	3.29	2.1	3.448	3.533	3.183

CEC	SMILES	log K _{ow}	log BCF (OPERA) ¹	log BCF (OPERA) category	log BCF (EPISuite) ²	log BCF (EPISuite) category	Biodeg t _{1/2} (day) (OPERA) ³	Primary Biodeg (BIOWIN, EPISuite) ⁴	Biotrans t _{1/2} (day) (EPISuite) ²	log BAF _{mid} ²	log BAF _{low} ²	Exp log BCF ⁵
Chlorpyrifos-methyl	<chem>COP(=S)(OC)OC1=NC(Cl)=C(Cl)C=C1Cl</chem>	4.31	3.4	C	2.5	C	5.7	3.33	1.4	2.716	2.74	-
Chlorsulfuron	<chem>COC1=NC(C)=NC(NC(=O)NS(=O)(=O)C2=C(Cl)C=CC=C2)=N1</chem>	2	0.9	D	0.5	E	4.3	3.12	0.015	0.558	0.559	-
Chlortetracycline	<chem>CN(C)C1C2CC3C(C(=O)C4=C(O)C=CC(Cl)=C4C3(C)O)C(=O)C2(O)C(=O)C(C(N)=O)C1=O</chem>	1.99	0.3	E	0.4	E	147.9	2.55	0	0.394	0.406	-
cimetidine	<chem>CN1C2=C(C=C(Cl)C=C2)C(=NCC1=O)C1=CC=CC=C1</chem>	2.82	0.4	E	1.5	D	3.5	3.48	0.782	1.619	1.571	-
ciprofloxacin	<chem>OC(=O)C1=CN(C2CC2)C2=CC(N3CCNCC3)=C(F)C=C2C1=O</chem>	0.28	0.5	E	0.5	E	3.4	3.21	0.02	0.006	0.008	-
Citalopram	<chem>CN(C)CCCC1(OCC2=CC(=CC=C12)C#N)C1=CC=C(F)C=C1</chem>	3.74	1.3	D	2.1	C	3.5	2.88	0.691	2.29	2.282	-
clonidine	<chem>C1C1=CC=CC(Cl)=C1NC1=NCCN1</chem>	1.45	1.5	D	0.6	E	3.4	3.08	0.224	0.44	0.407	-
clothianidin	<chem>CN(C)NCC1=CN=C(Cl)S1)=N/[N+](O-)=O</chem>	0.7	1.2	D	0.5	E	3.6	3.32	0.014	0.048	0.048	-
cocaine	<chem>COC(=O)[C@H]1[C@@H]2CC[C@H](C[C@H]1OC(=O)C1=CC=CC=C1)N2C</chem>	2.3	0.8	D	1.2	D	4.3	3.58	0.007	0.579	0.595	-
codeine	<chem>[H]C12CC3=C4C(OC5C(O)C=CC1C45CCN2C)=C(OC)C=C3</chem>	1.19	1.2	D	0.5	E	143.1	3.19	0.023	0.206	0.198	-
cotinine	<chem>CN1C(CCC1=O)C1=CN=CC=C1</chem>	0.07	0.5	E	0.5	E	3.4	3.78	0.004	-0.019	-0.01	-
Cyazofamid	<chem>CN(C)S(=O)(=O)N1C(=NC(Cl)=C1C1=CC=C(C)C=C1)C#N</chem>	2.87	0.6	E	1.6	C	4.7	3.08	1.83	1.687	1.635	-
Cyfluthrin	<chem>CC1(C)C(C=C(Cl)Cl)C1C(=O)OC(C#N)C1=CC=C(F)C(OC2=CC=CC=C2)=C1</chem>	5.95	2.6	C	2.3	C	3.4	3.13	1.06	2.918	3.306	-
Deethylatrazine	<chem>CC(C)NC1=NC(Cl)=NC(N)=N1</chem>	1.51	1	D	0.2	E	3.4	3.14	0.034	0.391	0.374	-
dehydronifedipine	<chem>COC(=O)C1=C(C2=CC=CC=C2[N+](O-)=O)C(C(=O)OC)=C(C)N=C1C</chem>	3.15	1.2	D	1.8	C	3.5	3.54	0.003	0.903	0.934	-
Deisopropylatrazine	<chem>CCNC1=NC(N)=NC(Cl)=N1</chem>	1.15	1	D	-0.1	E	3.3	3.16	0.027	0.198	0.189	-
Deisopropylhydroxyatrazine	<chem>CCNC1=NC(=O)N=C(N)N1</chem>	-3.12	0.2	E	0.5	E	4.5	3.62	0	-0.03	-0.02	-
deltamethrin	<chem>CC1(C)C(C=C(Br)Br)C1C(=O)OC(C#N)C1=CC=CC(OC2=CC=CC=C2)=C1</chem>	6.2	2.5	C	2.5	C	3.4	3.28	0.544	3.752	4.111	2.507
desmethyldiltiazem	<chem>CNCCN1C2=C(SC(C(OC(C)=O)C1=O)C1=CC=C(OC)C=C1)C=CC=C2</chem>	2.58	0.9	D	1.4	D	3.4	3.82	0.208	1.334	1.297	-
Desulfinylfipronil Amide	<chem>NC(=O)C1=NN(C(N)=C1C(F)(F)F)C1=C(Cl)C=C(C=C1Cl)C(F)(F)F</chem>	3.51	0.7	E	2	C	4.6	2.48	0.566	2.12	2.102	-
Di-2-ethylhexyl phthalate	<chem>CCCCC(CC)COC(=O)C1=C(C=CC=C1)C(=O)OCC(CC)CCCC</chem>	7.6	2.8	C	3.2	C	4.8	4.28	0.664	3.787	4.24	2.769

CEC	SMILES	log K _{ow}	log BCF (OPERA) ¹	log BCF (OPERA) category	log BCF (EPISuite) ²	log BCF (EPISuite) category	Biodeg t _{1/2} (day) (OPERA) ³	Primary Biodeg (BIOWIN, EPISuite) ⁴	Biotrans t _{1/2} (day) (EPISuite) ²	log BAF _{mid} ²	log BAF _{low} ²	Exp log BCF ⁵
diazepam	<chem>CCOP(=O)(OCC)OC1=NC(=NC(C)=C1)C(C)C</chem>	2.07	1.6	C	0.2	E	3.4	3.76	0.072	0.838	0.809	-0.35
diazinon	<chem>CCOP(=S)(OCC)OC1=NC(=NC(C)=C1)C(C)C</chem>	3.81	1.8	C	2.2	C	4.8	3.74	1.42	2.428	2.413	1.854
Diazoxon	<chem>CN1C=NC2=C1C(=O)N(C)C(=O)N2</chem>	-0.22	-0.3	E	0.5	E	4.1	3.59	0.012	-0.021	-0.01	-
Dibutyl phthalate	<chem>CCCCOC(=O)C1=CC=CC=C1C(=O)OCCCC</chem>	4.5	2.2	C	2.6	C	4.3	4.44	0.09	2.321	2.373	2.223
dicamba	<chem>COC1=C(Cl)C=CC(Cl)=C1C(O)=O</chem>	2.21	0.5	E	0.5	E	3.5	3.28	2.48	1.076	1.023	-
Dichlorvos	<chem>COP(=O)(OC)OC=C(Cl)Cl</chem>	1.43	-0.3	E	-0.2	E	4.1	3.79	0.11	0.408	0.379	-0.301
diclofenac	<chem>OC(=O)CC1=C(NC2=C(Cl)C=CC=C2Cl)C=CC=C1</chem>	4.51	0.6	E	0.5	E	4.7	3.3	6.13	3.173	3.187	-
Diethyl phthalate	<chem>CN(C)C1C2CC3C(C(=O)C4=C(O)C=CC(Cl)=C4C3(C)O)C(=O)C2(O)C(=O)C(C(N)=O)C1=O</chem>	1.99	0.3	E	0.4	E	147.9	-	0	0.394	0.406	-
diethylstilbestrol	<chem>CCC(=C(CC)C1=CC=C(O)C=C1)C1=CC=C(O)C=C1</chem>	5.07	2	C	3	C	6.5	3.54	1.59	2.957	3.091	-
Difenoconazole	<chem>CC1COC(CN2C=NC=N2)(O1)C1=C(Cl)C=C(OC2=CC=C(Cl)C=C2)C=C1</chem>	4.3	2.4	C	2.5	C	3.4	2.84	21.2	3.161	3.114	-
diltiazem	<chem>COC1=CC=C(C=C1)C1SC2=CC=CC=C2N(CCN(C)C)C(=O)C1OC(C)=O</chem>	2.7	1	D	1.5	D	12.3	3.47	0.024	0.982	0.995	-
Dimethyl phthalate	<chem>COC(=O)C1=C(C=CC=C1)C(=O)OC</chem>	1.6	0.6	E	0.7	E	3.8	4.03	0.012	0.315	0.315	-
dimethylxanthine, 1,7-	<chem>CCC1OC(=O)C(C)C(OC2CC(C)(OC)C(O)C(C)O2)C(C)C(OC2OC(C)CC(C2O)N(C)C)C(C)(O)CC(C)C(=O)C(C)C(O)C1(C)O</chem>	3.06	0.3	E	1.7	C	4.6	2.59	0.023	1.066	1.091	-
Di-n-octyl phthalate	<chem>CCOC(=O)C1=CC=CC=C1C(=O)OCC</chem>	2.42	0.9	D	1.3	D	5.1	3.99	0.02	0.822	0.829	-
Dinotefuran	<chem>CCCCCCCCOC(=O)C1=C(C=CC=C1)C(=O)OCCCCCCC</chem>	8.1	2.1	C	3	C	5.7	4.28	0.922	2.581	3.259	-
diphenhydramine	<chem>CN(C)CCOC(C1=CC=CC=C1)C1=C(C=CC=C1)</chem>	3.27	2.3	C	1.8	C	5.2	3.19	0.048	1.365	1.388	-
diphenylhydrazine, 1,2-	<chem>CNC(NCC1CCOC1)=N[N+](O)=O</chem>	-0.19	0.3	E	0.5	E	4.6	3.55	0.027	-0.016	-0.01	-
Diquat Dibromide	<chem>C1C[N+](C)2=CC=CC=C2C2=CC=CC=[N+]12</chem>	-0.67	0.8	D	0.5	E	14.8	3.58	0.088	-0.024	-0.02	-
disulfoton	<chem>CCOP(=S)(OCC)SCCSCC</chem>	4.02	2.3	C	2.3	C	142.5	3.92	1.12	2.525	2.528	2.339
Diuron	<chem>CN(C)C(=O)NC1=CC(Cl)=C(Cl)C=C1</chem>	2.68	1.2	D	1.4	D	4.5	3.18	0.113	1.088	1.093	1.146
Doxycycline	<chem>N(NC1=CC=CC=C1)C1=CC=CC=C1</chem>	2.94	1.5	D	1.6	C	24	3.59	0.313	1.651	1.618	-
enrofloxacin	<chem>CCN1CCN(CC1)C1=CC2=C(C=C1F)C(=O)C(=CN2C1CC1)C(O)=O</chem>	0.7	0.4	E	0.5	E	3.4	2.84	0.003	0.017	0.021	-

CEC	SMILES	log K _{ow}	log BCF (OPERA) ¹	log BCF (OPERA) category	log BCF (EPISuite) ²	log BCF (EPISuite) category	Biodeg t _{1/2} (day) (OPERA) ³	Primary Biodeg (BIOWIN, EPISuite) ⁴	Biotrans t _{1/2} (day) (EPISuite) ²	log BAF _{mid} ²	log BAF _{low} ²	Exp log BCF ⁵
Epichlortetracycline, 4-	<chem>CN(C)C1C2CC3C(C(=O)C4=C(O)C=CC(CI)=C4C3(C)O)C(=O)C2(O)C(=O)C(C(N)=O)C1=O</chem>	1.99	0.3	E	0.4	E	147.9	2.55	0	0.394	0.406	-
Epitetracycline, 4-	<chem>CN(C)C1C2CC3C(C(=O)C4=C(C=C)C=C4O)C3(C)O)C(=O)C2(O)C(=O)C(C(N)=O)C1=O</chem>	1.34	0.3	E	0	E	147.6	2.77	0	0.154	0.159	-
Equilenin	<chem>CC12CCC3=C4C=CC(O)=CC4=CC=C3C1CCC2=O</chem>	3.93	1.8	C	2.3	C	86	3.19	0.122	1.805	1.839	-
Equilin	<chem>CC12CCC3C(=CCC4=C3C=CC(O)=C4)C1CCC2=O</chem>	3.35	1.8	C	1.9	C	88.2	3.19	0.039	1.299	1.327	-
erythromycin	<chem>CCC(=O)OC1(C(C)CC2C3CC(F)C4=CC(=O)C=CC4(C)C3(F)C(O)CC12C)C(=O)SCF</chem>	2.49	0.5	E	1.3	D	15.5	2.85	0.131	1.22	1.188	-
estradiol, 17alpha-	<chem>CC1C2C(O)C3C(N(C)C)C(=O)C(C(N)=O)C(=O)C3(O)C(=O)C2C(=O)C2=C1C=CC=C2O</chem>	1.31	0.3	E	-0.1	E	147.4	2.98	0	0.144	0.148	-
estradiol, 17beta-	<chem>CC12CCC3C(CCC4=C3C=CC(O)=C4)C1CCC2O</chem>	4.01	1.6	C	2.3	C	97.2	3.33	0.083	1.665	1.703	-
Estriol	<chem>CC12CCC3C(CCC4=C3C=CC(O)=C4)C1CC(O)C2O</chem>	2.45	1.4	D	1.3	D	97.7	3.44	0.018	0.813	0.823	-
estrone	<chem>CC12CCC3C(CCC4=C3C=CC(O)=C4)C1CCC2=O</chem>	3.13	1.8	C	1.7	C	95.2	3.18	0.034	1.21	1.233	-
ethinylestradiol, 17alpha-	<chem>CC12CCC3C(CCC4=C3C=CC(O)=C4)C1CCC2(O)C#C</chem>	3.67	2.3	C	2.1	C	97.8	3.02	0.032	1.264	1.3	-
fexofenadine	<chem>CC(C)(C(O)=O)C1=CC=C(C=C1)C(O)CCCN1CCC(CC1)C(O)(C1=CC=CC=C1)C1=CC=CC=C1</chem>	2.81	1.1	D	0.5	E	92.8	3.05	0.052	1.244	1.246	-
fipronil	<chem>NC1=C(C(=NN1C1=C(Cl)C=C(C=C1)Cl)C(F)(F)F)C#N)S(=O)C(F)(F)F</chem>	4	0.7	E	2.3	C	3.5	2.16	3.77	2.37	2.384	-
Fipronil-desulfinyl	<chem>NC1=C(C(=NN1C1=C(Cl)C=C(C=C1)Cl)C(F)(F)F)C#N)C(F)(F)F</chem>	4.22	0.7	E	2.5	C	3.5	2.23	5.84	2.947	2.932	-
Fipronil-sulfide	<chem>NC1=C(SC(F)(F)F)C(=NN1C1=C(Cl)C=C(C=C1)Cl)C(F)(F)F)C#N</chem>	4.82	1.5	D	2.9	C	4.6	2.19	7.41	3.435	3.485	-
Fipronil-sulfone	<chem>NC1=C(C(=NN1C1=C(Cl)C=C(C=C1)Cl)C(F)(F)F)C#N)S(=O)(=O)C(F)(F)F</chem>	4.42	0.7	E	2.6	C	3.5	2.14	4.61	3.204	3.187	-
Flonicamid	<chem>FC(F)(F)C1=CC=NC=C1C(=O)NCC#N</chem>	0.5	0.3	E	0.5	E	3.5	3.36	0.014	0.021	0.023	-
Fluazinam	<chem>[O-][N+](=O)C1=CC(=C(Cl)C(=C1)NC1=C(Cl)C=C(C=N1)C(F)(F)F)[N+](O-)=O)C(F)(F)F</chem>	4.01	5.9	A	2.3	C	4.7	1.95	0.472	2.297	2.316	-

CEC	SMILES	log K _{ow}	log BCF (OPERA) ¹	log BCF (OPERA) category	log BCF (EPISuite) ²	log BCF (EPISuite) category	Biodeg t _{1/2} (day) (OPERA) ³	Primary Biodeg (BIOWIN, EPISuite) ⁴	Biotrans t _{1/2} (day) (EPISuite) ²	log BAF _{mid} ²	log BAF _{low} ²	Exp log BCF ⁵
Fludioxonil	<chem>FC1(F)OC2=CC=CC(=C2O1)C1=CN</chem> <chem>C=C1C#N</chem>	4.12	1	D	2.4	C	3.5	3.43	5.8	2.867	2.844	-
Flumioxazin	<chem>FC1=CC2=C(C=C1N1C(=O)C3=C(C</chem> <chem>CCC3)C1=O)N(CC#C)C(=O)CO2</chem>	2.55	0.9	D	1.4	D	3.4	3.63	0.507	1.36	1.313	-
fluoxetine	<chem>CNCCC(OC1=CC=C(C=C1)C(F)(F)F</chem> <chem>)C1=CC=CC=C1</chem>	3.82	2.1	C	2.2	C	3.5	3.25	3.89	2.581	2.546	-
fluticasone propionate	<chem>COC(=O)N(C(=O)N1COC2(CC3=C(C</chem> <chem>=CC(Cl)=C3)C2=N1)C(=O)OC)C1=</chem> <chem>CC=C(OC(F)(F)F)C=C1</chem>	4.65	1	D	2.7	C	98.3	2.72	0.121	1.845	1.902	-
Flutolanil	<chem>CC(C)OC1=CC(NC(=O)C2=C(C=CC</chem> <chem>=C2)C(F)(F)F)=CC=C1</chem>	3.7	1.3	D	2.1	C	3.5	3.39	2.09	2.005	2.018	1.291
Fluvalinate	<chem>CC(C)C(NC1=C(Cl)C=C(C=C1)C(F)(</chem> <chem>F)F)C(=O)OC(C#N)C1=CC=CC(OC2</chem> <chem>=CC=CC=C2)=C1</chem>	6.81	2.4	C	4.2	B	3.5	2.82	1.88	3.553	4.056	-
Fluxapyroxad	<chem>CN1C=C(C(=O)NC2=C(C=CC=C2)C</chem> <chem>2=CC(F)=C(F)C(F)=C2)C(=N1)C(F)F</chem>	3.47	1.7	C	2	C	3.5	3.54	2.82	2.257	2.213	-
Foramsulfuron	<chem>COC1=CC(OC)=NC(NC(=O)NS(=O)(</chem> <chem>=O)C2=C(C=CC(NC=O)=C2)C(=O)N</chem> <chem>(C)C)=N1</chem>	-0.82	0.6	E	0.5	E	5.7	3.76	0	-0.029	-0.02	-
furosemide	<chem>NS(=O)(=O)C1=C(Cl)C=C(NCC2=C</chem> <chem>C=CO2)C(=C1)C(O)=O</chem>	2.03	0.8	D	0.5	E	3.3	3.1	0.035	0.72	0.705	-
galaxolide	<chem>CC1C(C)(C)C2=CC3=C(C=C2C1(C)</chem> <chem>C)C(C)COC3</chem>	5.9	2.9	C	3.6	C	25	3.09	3.58	3.667	3.97	-
gamma-cyhalothrin	<chem>CC12CCC3C(CCC4=C3C=CC(O)=C</chem> <chem>4)C1CCC2O</chem>	4.01	1.6	C	2.3	C	97.2	3.33	0.083	1.665	1.703	-
gemfibrozil	<chem>CC1=CC(OCCCC(C)(C)C(O)=O)=C(C</chem> <chem>)C=C1</chem>	4.77	0.5	E	0.5	E	3.5	3.66	2.6	3.07	3.145	-
glipizide	<chem>CC1=NC=C(N=C1)C(=O)NCCC1=C</chem> <chem>C=C(C=C1)S(=O)(=O)NC(=O)NC1C</chem> <chem>CCCC1</chem>	1.91	0.7	E	0.9	D	3.4	3.27	0.005	0.363	0.374	-
glyburide	<chem>COC1=C(C=C(Cl)C=C1)C(=O)NCCC</chem> <chem>1=CC=C(C=C1)S(=O)(=O)NC(=O)N</chem> <chem>C1CCCC1</chem>	4.79	1.1	D	2.8	C	3.4	3.18	0.055	1.514	1.571	-
glyphosate	<chem>OC(=O)CNCP(O)(O)=O</chem>	-5.4	0.6	E	0.5	E	4.5	4.03	0.002	-0.03	-0.02	-
Halosulfuron-methyl	<chem>COC(=O)C1=C(N(C)N=C1Cl)S(=O)(</chem> <chem>=O)NC(=O)NC1=NC(OC)=CC(OC)=</chem> <chem>N1</chem>	-0.02	0.4	E	0.5	E	4.3	3.44	0.001	-0.021	-0.01	-
Hexazinon	<chem>CN(C)C1=NC(=O)N(C2CCCCC2)C(=</chem> <chem>O)N1C</chem>	1.85	0.4	E	0.9	D	4.7	3.48	0.001	0.339	0.349	-

CEC	SMILES	log K _{ow}	log BCF (OPERA) ¹	log BCF (OPERA) category	log BCF (EPISuite) ²	log BCF (EPISuite) category	Biodeg t _{1/2} (day) (OPERA) ³	Primary Biodeg (BIOWIN, EPISuite) ⁴	Biotrans t _{1/2} (day) (EPISuite) ²	log BAF _{mid} ²	log BAF _{low} ²	Exp log BCF ⁵
hydrochlorothiazide	<chem>NS(=O)(=O)C1=CC2=C(NCNS2(=O)=O)C=C1Cl</chem>	-0.07	0.3	E	0.5	E	7.2	3.14	0.029	-0.011	0	-
hydrocodone	<chem>COC1=C2OC3C(=O)CCC4C5CC(C=C1)=C2C34CCN5C</chem>	1.36	1.2	D	0.6	E	95.5	2.93	0.334	0.389	0.358	-
hydrocortisone	<chem>CC12CC(O)C3C(CCC4=CC(=O)CCC34C)C1CCC2(O)C(=O)CO</chem>	1.61	0.2	E	0.7	E	97.9	3.08	0.071	0.505	0.477	-
Hydroxyatrazine	<chem>CCNC1=NC(O)=NC(NC(C)C)=N1</chem>	2.09	0.8	D	0.5	E	4.6	3.33	0.013	0.57	0.576	-
Hydroxysimazine	<chem>CCNC1=NC(NCC)=NC(O)=N1</chem>	2.29	0.4	E	0.7	E	4.6	3.35	0.015	0.696	0.704	-
ibuprofen	<chem>CC(C)CC1=CC=C(C=C1)C(C)C(O)=O</chem>	3.97	1.9	C	0.5	E	3.5	3.8	1.87	2.607	2.594	-
Imidacloprid	<chem>[O-][N+](=O)\N=C1/NCCN1CC1=CN=C(Cl)C=C1</chem>	0.57	1.2	D	0.5	E	3.5	3.29	0.013	0.027	0.029	-
Indaziflam	<chem>C[C@@H](F)C1=NC(N)=NC(N[C@@H]2[C@@H](C)C(=O)C3=C2C=C(C)C=C3)=N1</chem>	3	1	D	0.5	E	3.4	3.03	0.042	1.247	1.262	-
Indole	<chem>N1C=CC2=C1C=CC=C2</chem>	2.14	0.9	D	1.1	D	4.5	3.68	0.693	1.001	0.952	-
Indoxacarb	<chem>CC(C)NC(=O)N1CC(=O)N(C1=O)C1=CC(Cl)=CC(Cl)=C1</chem>	3	0.7	E	1.7	C	5.7	3.04	0.004	0.882	0.91	2.526
Iopromide	<chem>COCC(=O)NC1=C(I)C(C(=O)NCC(O)CO)=C(I)C(C(=O)N(C)CC(O)CO)=C1I</chem>	-2.05	0.7	E	0.5	E	34.9	3.45	0	-0.03	-0.02	-
Iprodione	<chem>COC1=C(OCC#C)C=CC(CCNC(=O)C(OCC#C)C2=CC=C(Cl)C=C2)=C1</chem>	3.57	2.5	C	2	C	3.4	3.37	0.068	1.538	1.566	-
Isoborneol	<chem>CC1(C)C(C=C(Cl)C(F)(F)F)C1C(=O)OC(C#N)C1=CC=CC(OC2=CC=CC=C2)=C1</chem>	7	2.1	C	3	C	3.5	2.92	3.77	4.138	4.52	-
Ketoprofen	<chem>CC(C(O)=O)C1=CC(=CC=C1)C(=O)C1=CC=CC=C1</chem>	3.12	0.5	E	0.5	E	4.6	3.78	0.74	1.873	1.833	-
lamotrigine	<chem>NC1=NC(N)=C(N=N1)C1=CC=CC(Cl)=C1Cl</chem>	2.57	1.4	D	1.4	D	6.2	2.93	0.14	1.283	1.253	-
L-Domoic acid	<chem>CC(C=CC=C(C)C1CNC(C1CC(O)=O)C(O)=O)C(O)=O</chem>	-0.89	0.5	E	0.5	E	2.9	4.6	0.493	-0.026	-0.02	-
Limonene, d-	<chem>CC(=C)C1CCC(C)=CC1</chem>	4.38	2.4	C	2.6	C	2.9	3.65	3.53	2.976	2.988	-
lincomycin	<chem>CC1(C)C2CCC1(C)C(O)C2</chem>	2.69	1.4	D	1.4	D	6.2	3.45	0.856	1.505	1.455	-
Linuron	<chem>CON(C)C(=O)NC1=CC=C(Cl)C(Cl)=C1</chem>	3.2	1.3	D	1.8	C	3.5	3.16	0.148	1.594	1.599	1.253
lomefloxacin	<chem>CCN1C=C(C(O)=O)C(=O)C2=C1C(F)=C(N1CCNC(C)C1)C(F)=C2</chem>	-0.3	0.4	E	0.5	E	3.4	3.2	0.021	-0.02	-0.01	-

CEC	SMILES	log K _{ow}	log BCF (OPERA) ¹	log BCF (OPERA) category	log BCF (EPISuite) ²	log BCF (EPISuite) category	Biodeg t _{1/2} (day) (OPERA) ³	Primary Biodeg (BIOWIN, EPISuite) ⁴	Biotrans t _{1/2} (day) (EPISuite) ²	log BAF _{mid} ²	log BAF _{low} ²	Exp log BCF ⁵
Lyngbyatoxin-a	<chem>CC(C)C1C(=O)NC(CC2=CNC3=C(C=CC(=C23)N1C)C(C)(CCC=C(C)C)C=C)CO</chem>	-	-	-	-	-	-	-	-	-	-	-
Malaoxon	<chem>CCOC(=O)CC(SP(=O)(OC)OC)C(=O)OCC</chem>	0.52	0.1	E	0.5	E	5.8	4.32	0	0.054	0.05	0.053
malathion	<chem>CCOC(=O)CC(SP(=S)(OC)OC)C(=O)OCC</chem>	2.36	1.5	D	1.2	D	126	4.29	0.008	1.213	1.16	1.521
Mancozeb	not available	-	-	-	-	-	-	-	-	-	-	-
Mandipropamid	<chem>CCC1=CC=CC(C)=C1N(C(C)COC)C(=O)C(O)=O</chem>	1.42	2.3	C	0.5	E	3.4	3.89	0.066	0.38	0.356	-
Menthol	<chem>CC(C)C1CCC(C)CC1O</chem>	3.19	1	D	1.8	C	3.5	3.75	0.711	1.442	1.456	0.89
Menthol	<chem>CCCC1CC(N(C)C1)C(=O)NC(C(C)O)C1OC(SC)C(O)C(O)C1O</chem>	0.2	0.3	E	0.5	E	36.8	3.69	0.001	-0.015	-0.01	-
meprobamate	<chem>CCCC(C)(COC(N)=O)COC(N)=O</chem>	0.7	0.1	E	0.5	E	4.6	3.77	0.001	0.016	0.021	-
Mestranol	<chem>[H][C@@]12CC[C@](O)(C#C)[C@@]1(C)CC[C@]1([H])C3=C(CC[C@@]21[H])C=C(OC)C=C3</chem>	4.68	2.4	C	2.8	C	94.6	3.03	0.268	2.177	2.24	-
Metconazole	<chem>CC1(C)CCC(CC2=CC=C(Cl)C=C2)C1(O)CN1C=NC=N1</chem>	3.85	2.2	C	2.2	C	5.3	2.85	4.58	2.514	2.494	-
metformin	<chem>CN(C)C(=N)NC(N)=N</chem>	-2.64	0.3	E	0.5	E	4.8	3.66	0.006	-0.03	-0.02	-
Methoxyfenozide	<chem>COP(=O)(NC(C)=O)SC</chem>	-0.85	1.9	C	0.5	E	3.4	3.79	0.007	-0.029	-0.02	-
Methyl salicylate	<chem>COC(=O)C1=C(O)C=CC=C1</chem>	2.55	0.7	E	1.4	D	3.5	3.9	0.032	1.004	1.006	-
Methylindole, 3-	<chem>CC1=CNC2=C1C=CC=C2</chem>	2.6	1	D	1.4	D	2.7	3.59	0.59	1.411	1.363	-
methylparaben	<chem>COC(=O)C1=CC=C(O)C=C1</chem>	1.96	0.9	D	1	D	3.6	3.9	0.021	0.599	0.593	-
Metolachlor	<chem>CCC1=C(N(C(C)COC)C(=O)CCl)C(C)=CC=C1</chem>	2.9	1.7	C	1.6	C	4.9	3.4	0.184	1.552	1.528	-
Metolachlor ESA	<chem>CCC1=CC=CC(C)=C1N(C(C)COC)C(=O)CS(O)(=O)=O</chem>	1.69	1	D	0.5	E	4.7	3.61	0.026	0.47	0.457	-
Metolachlor OXA	<chem>COC(CC1=CC=CC=C1)C(C)C=C(C)C=CC1NC(=O)C(CCCNC(N)=N)NC(=O)C(C)C(NC(=O)C(CCCNC(N)=N)NC(=O)C(C)NC(=O)C(=C)N(C)C(=O)CCC(NC(=O)C1C)C(O)=O)C(O)=O</chem>	-1.79	0.5	E	0.5	E	4.5	4.49	0	-0.03	-0.02	-
metoprolol	<chem>COCCC1=CC=C(OCC(O)CNC(C)C)C=C1</chem>	1.88	1.2	D	0.7	E	4.5	3.63	0.325	0.765	0.721	-

CEC	SMILES	log K _{ow}	log BCF (OPERA) ¹	log BCF (OPERA) category	log BCF (EPISuite) ²	log BCF (EPISuite) category	Biodeg t _{1/2} (day) (OPERA) ³	Primary Biodeg (BIOWIN, EPISuite) ⁴	Biotrans t _{1/2} (day) (EPISuite) ²	log BAF _{mid} ²	log BAF _{low} ²	Exp log BCF ⁵
norfluoxetine	<chem>NCCC(OC1=CC=C(C=C1)C(F)(F)F)C1=CC=CC=C1</chem>	4.18	1.1	D	2.4	C	3.5	3.27	3.11	2.828	2.823	-
norverapamil	<chem>COC1=C(OC)C=C(CCNCCCC(C#N)(C(C)C)C2=CC(OC)=C(OC)C=C2)C=C1</chem>	4.59	2.3	C	2.7	C	8.7	3.28	4.87	3.171	3.203	-
NTN33893-urea	<chem>C1C1=CC=C(CN2CCNC2=O)C=N1</chem>	0.64	0.6	E	0.5	E	3.4	3.36	0.001	0.011	0.015	-
ofloxacin	<chem>CC1COC2=C(N3CCN(C)CC3)C(F)=CC3=C2N1C=C(C(O)=O)C3=O</chem>	-0.39	1	D	0.5	E	151.5	2.92	0.001	-0.026	-0.02	-
Okadaic acid	<chem>CC(CC(O)C1OC2CCC3(CCC(O3)C=CC(C)C3CC(C)=CC4(OC(CC(C)(O)C(O)=O)CCC4O)O3)OC2C(O)C1=C)C1OC2(CCCC2)CCC1C</chem>	9.56	1	D	0.5	E	151.5	2.78	641	5.42	5.153	-
ormetoprim	<chem>COC1=C(OC)C=C(CC2=CN=C(N)N=C2N)C(C)=C1</chem>	1.23	1.7	C	0.5	E	3.3	3.25	0.016	0.195	0.191	-
Oryzalin	<chem>CCCN(CCC)C1=C(C=C(C=C1[N+](O-)=O)S(N)(=O)=O)[N+](O-)=O</chem>	3.73	0.4	E	2.1	C	3.5	2.84	0.039	1.341	1.377	-
Oxadiazon	<chem>CC(C)OC1=CC(N2N=C(OC2=O)C(C)(C)C=C(C)C=C1Cl</chem>	4.8	3.1	C	2.8	C	4.8	2.94	23.1	3.353	3.41	3.082
Oxazepam	<chem>OC1N=C(C2=CC=CC=C2)C2=CC(Cl)=CC=C2NC1=O</chem>	2.24	2	C	1.1	D	4.3	3.61	0.209	1.051	1.009	-
Oxytetracycline	<chem>CN(C)C1C2C(O)C3C(C(=O)C4=C(C=CC=C4O)C3(C)O)C(=O)C2(O)C(=O)C(C(N)=O)C1=O</chem>	-0.19	0.2	E	0.5	E	147.8	2.87	0	-0.024	-0.02	-
Paclobutrazol	<chem>CC(C)(C)C(O)C(CC1=CC=C(Cl)C=C1)N1C=NC=N1</chem>	3.2	2	C	1.5	D	3.2	3.17	2.5	2.007	1.958	-
parathion	<chem>CCOP(=S)(OCC)OC1=CC=C(C=C1)[N+](O-)=O</chem>	3.83	2	C	2.2	C	4.8	3.78	1.76	2.183	2.194	1.991
paroxetine	<chem>FC1=CC=C(C=C1)[C@H]1CCNC[C@@H]1COC1=CC=C2OCOC2=C1</chem>	4.74	1.4	D	2.8	C	3.5	3.59	15.6	3.566	3.559	-
PBDE 003	<chem>CCC1OC(=O)C(C)C(OC2CC(C)(OC)C(O)C(C)O2)C(C)C(OC2OC(C)CC(C2O)N(C)C)C(C)(O)CC(C)CN(C)C(C)C(O)C1(C)O</chem>	4.02	2.5	C	2.3	C	5.6	2.3	0.023	1.223	1.263	-
PBDE 007	<chem>BrC1=CC(Br)=C(OC2=CC=CC=C2)C=C1</chem>	4.99	4	C	3	C	12.1	3.15	3.6	3.268	3.378	-
PBDE 008	<chem>BrC1=CC=C(OC2=CC=CC=C2Br)C=C1</chem>	4.99	4	C	3	C	16.6	3.14	14.3	3.775	3.799	-
PBDE 010	<chem>BrC1=CC=CC(Br)=C1OC1=CC=CC=C1</chem>	4.99	4	C	3	C	12	3.15	3.6	3.268	3.378	-

CEC	SMILES	log K _{ow}	log BCF (OPERA) ¹	log BCF (OPERA) category	log BCF (EPISuite) ²	log BCF (EPISuite) category	Biodeg t _{1/2} (day) (OPERA) ³	Primary Biodeg (BIOWIN, EPISuite) ⁴	Biotrans t _{1/2} (day) (EPISuite) ²	log BAF _{mid} ²	log BAF _{low} ²	Exp log BCF ⁵
PBDE 012	<chem>BrC1=C(Br)C=C(OC2=CC=CC=C2)C=C1</chem>	5.83	4	C	3.5	C	12	3.15	1.4	4.015	4.235	-
PBDE 015	<chem>BrC1=CC=C(OC2=CC=C(Br)C=C2)C=C1</chem>	5.83	4	C	3.5	C	15.5	3.14	25.8	4.864	4.861	-
PBDE 017	<chem>BrC1=CC(Br)=C(OC2=CC=CC=C2Br)C=C1</chem>	5.88	5.7	A	3.6	C	24.1	2.88	22.7	4.84	4.86	-
PBDE 025	<chem>BrC1=CC(Br)=C(OC2=CC(Br)=CC=C2)C=C1</chem>	5.88	5.8	A	3.6	C	23.7	2.88	22.7	4.84	4.86	-
PBDE 028	<chem>BrC1=CC=C(OC2=C(Br)C=C(Br)C=C2)C=C1</chem>	5.88	5.8	A	3.6	C	23.6	2.88	22.7	4.703	4.764	-
PBDE 030	<chem>BrC1=CC(Br)=C(OC2=CC=CC=C2)C(Br)=C1</chem>	5.88	5.6	A	3.6	C	13.6	2.88	5.7	3.96	4.205	-
PBDE 032	<chem>BrC1=CC=C(OC2=C(Br)C=CC=C2Br)C=C1</chem>	5.88	5.7	A	3.6	C	24.1	2.88	22.7	4.84	4.86	-
PBDE 033	<chem>BrC1=CC=C(OC2=C(Br)C=CC=C2)C=C1Br</chem>	5.88	5.7	A	3.6	C	16.7	2.88	22.7	4.84	4.86	-
PBDE 035	<chem>BrC1=CC(OC2=CC=C(Br)C(Br)=C2)=CC=C1</chem>	6.72	5.8	A	4.1	B	24	2.88	41.1	5.756	5.696	-
PBDE 037	<chem>BrC1=CC=C(OC2=CC=C(Br)C(Br)=C2)C=C1</chem>	6.72	5.8	A	4.1	B	16.9	2.88	41.1	5.756	5.696	-
PBDE 047	<chem>BrC1=CC(Br)=C(OC2=CC=C(Br)C=C2Br)C=C1</chem>	6.77	6.1	A	4.1	B	25	2.61	36	5.755	5.701	-
PBDE 049	<chem>BrC1=CC(Br)=C(OC2=C(Br)C=CC(Br)=C2)C=C1</chem>	6.77	6.1	A	4.1	B	24.6	2.61	36	5.704	5.664	-
PBDE 051	<chem>BrC1=CC(Br)=C(OC2=C(Br)C=CC=C2Br)C=C1</chem>	6.77	5.9	A	4.1	B	24.9	2.61	36	5.704	5.664	-
PBDE 066	<chem>BrC1=CC(Br)=C(OC2=CC(Br)=C(Br)C=C2)C=C1</chem>	6.77	6.1	A	4.1	B	24.5	2.61	36	5.53	5.538	-
PBDE 071	<chem>BrC1=CC=CC(Br)=C1OC1=CC(Br)=C(Br)C=C1</chem>	6.77	5.9	A	4.1	B	25.2	2.61	36	5.704	5.664	-
PBDE 075	<chem>BrC1=CC=C(OC2=C(Br)C=C(Br)C=C2Br)C=C1</chem>	6.77	6.1	A	4.1	B	24.2	2.61	36	5.704	5.664	-
PBDE 077	<chem>BrC1=C(Br)C=C(OC2=CC(Br)=C(Br)C=C2)C=C1</chem>	7.61	6.1	A	3.8	C	37.5	2.61	65.3	6.441	6.23	-
PBDE 079	<chem>BrC1=CC(OC2=CC=C(Br)C(Br)=C2)=CC(Br)=C1</chem>	7.61	6	A	3.8	C	24.9	2.61	65.3	6.043	5.922	-
PBDE 085	<chem>BrC1=CC=C(OC2=C(Br)C(Br)=C(Br)C=C2)C(Br)=C1</chem>	7.66	6.3	A	3.8	C	25.1	2.34	57.3	5.367	5.413	-
PBDE 099	<chem>BrC1=CC(Br)=C(OC2=C(Br)C=C(Br)C(Br)=C2)C=C1</chem>	6.84	6.3	A	4.2	B	25.2	2.34	32.1	6.16	6.003	-

CEC	SMILES	log K _{ow}	log BCF (OPERA) ¹	log BCF (OPERA) category	log BCF (EPISuite) ²	log BCF (EPISuite) category	Biodeg t _{1/2} (day) (OPERA) ³	Primary Biodeg (BIOWIN, EPISuite) ⁴	Biotrans t _{1/2} (day) (EPISuite) ²	log BAF _{mid} ²	log BAF _{low} ²	Exp log BCF ⁵
PBDE 100	<chem>BrC1=CC=C(OC2=C(Br)C=C(Br)C=C2Br)C(Br)=C1</chem>	7.66	6.3	A	3.8	C	49.8	2.34	57.3	5.96	5.855	-
PBDE 105	<chem>BrC1=CC=C(OC2=CC(Br)=C(Br)C=C2)C(Br)=C1Br</chem>	7.66	6.3	A	3.8	C	29.6	2.34	57.3	5.96	5.855	-
PBDE 116	<chem>BrC1=C(Br)C(Br)=C(OC2=CC=CC=C2)C(Br)=C1Br</chem>	7.66	6.2	A	3.8	C	16.3	2.35	14.3	5.068	5.19	-
PBDE 119	<chem>BrC1=CC(Br)=C(OC2=CC(Br)=C(Br)C=C2)C(Br)=C1</chem>	7.66	6.3	A	3.8	C	25.2	2.34	57.3	5.96	5.855	-
PBDE 126	<chem>BrC1=CC(OC2=CC(Br)=C(Br)C=C2)=CC(Br)=C1Br</chem>	8.5	6.3	A	3.4	C	29.7	2.34	104	5.753	5.58	-
PBDE 128	<chem>BrC1=C(Br)C(Br)=C(OC2=C(Br)C(Br)=C(Br)C=C2)C=C1</chem>	8.55	6	A	3.4	C	49.8	2.08	91	5.649	5.488	-
PBDE 138	<chem>BrC1=CC=C(OC2=CC(Br)=C(Br)C=C2Br)C(Br)=C1Br</chem>	8.55	6	A	3.4	C	49.7	2.08	91	5.11	5.07	-
PBDE 140	<chem>BrC1=CC(Br)=C(OC2=C(Br)C(Br)=C(Br)C=C2)C(Br)=C1</chem>	8.55	6	A	3.4	C	49.6	2.08	91	5.649	5.488	-
PBDE 153	<chem>BrC1=CC(Br)=C(OC2=CC(Br)=C(Br)C=C2Br)C=C1Br</chem>	8.55	6.1	A	3.4	C	49.6	2.08	91	5.707	5.534	-
PBDE 154	<chem>BrC1=CC(Br)=C(OC2=CC(Br)=C(Br)C=C2Br)C(Br)=C1</chem>	8.55	6.1	A	3.4	C	49.6	2.08	91	5.729	5.552	-
PBDE 155	<chem>BrC1=CC(Br)=C(OC2=C(Br)C=C(Br)C=C2Br)C(Br)=C1</chem>	8.55	6.1	A	3.4	C	118.3	2.08	91	5.649	5.488	-
PBDE 179	<chem>BrC1=CC(Br)=C(Br)C(OC2=C(Br)C=CC(Br)=C2Br)=C1Br</chem>	9.44	5.8	A	2.9	C	79	1.81	145	5.052	4.849	-
PBDE 181	<chem>BrC1=CC(Br)=C(OC2=C(Br)C(Br)=C(Br)C(Br)=C2Br)C=C1</chem>	9.44	5.8	A	2.9	C	44.9	1.81	145	5.052	4.849	-
PBDE 183	<chem>BrC1=CC(Br)=C(OC2=C(Br)C=C(Br)C(Br)=C2Br)C=C1Br</chem>	9.44	5.8	A	2.9	C	75.8	1.81	145	4.42	4.346	-
PBDE 184	<chem>BrC1=CC(Br)=C(OC2=C(Br)C(Br)=C(Br)C=C2Br)C(Br)=C1</chem>	9.44	5.8	A	2.9	C	116.4	1.81	145	5.052	4.849	-
PBDE 188	<chem>BrC1=CC(Br)=C(OC2=C(Br)C(Br)=C(Br)C=C2Br)C(Br)=C1</chem>	9.44	5.8	A	2.9	C	113.3	1.81	145	5.052	4.849	-
PBDE 190	<chem>BrC1=CC=C(OC2=C(Br)C(Br)=C(Br)C(Br)=C2Br)C=C1Br</chem>	9.44	5.8	A	2.9	C	49.5	1.81	145	4.31	4.261	-
PBDE 197	<chem>BrC1=CC(Br)=C(OC2=C(Br)C(Br)=C(Br)C=C2Br)C(Br)=C1Br</chem>	10.33	5.7	A	2.5	C	215.1	1.54	230	4.364	4.131	-
PBDE 200	<chem>BrC1=CC=C(Br)C(OC2=C(Br)C(Br)=C(Br)C(Br)=C2Br)=C1Br</chem>	10.33	5.7	A	2.5	C	118	1.54	230	4.364	4.131	-

CEC	SMILES	log K _{ow}	log BCF (OPERA) ¹	log BCF (OPERA) category	log BCF (EPISuite) ²	log BCF (EPISuite) category	Biodeg t _{1/2} (day) (OPERA) ³	Primary Biodeg (BIOWIN, EPISuite) ⁴	Biotrans t _{1/2} (day) (EPISuite) ²	log BAF _{mid} ²	log BAF _{low} ²	Exp log BCF ⁵
PBDE 201	<chem>BrC1=CC(Br)=C(OC2=C(Br)C(Br)=C(Br)=C2Br)C(Br)=C1Br</chem>	10.33	5.7	A	2.5	C	213.2	1.54	230	4.364	4.131	-
PBDE 202	<chem>BrC1=CC(Br)=C(Br)C(OC2=C(Br)C(Br)=CC(Br)=C2Br)=C1Br</chem>	10.33	5.7	A	2.5	C	212.4	1.54	230	4.364	4.131	-
PBDE 203	<chem>BrC1=CC(Br)=C(Br)C=C1OC1=C(Br)C(Br)=C(Br)C(Br)=C1Br</chem>	8.71	5.7	A	3.3	C	114.2	1.54	73	5.397	5.259	-
PBDE 205	<chem>BrC1=CC(OC2=C(Br)C(Br)=C(Br)C(Br)=C2Br)=CC(Br)=C1Br</chem>	10.33	5.7	A	2.5	C	115.1	1.54	230	4.364	4.131	-
PBDE 206	<chem>BrC1=CC(OC2=C(Br)C(Br)=C(Br)C(Br)=C2Br)=C(Br)C(Br)=C1Br</chem>	11.22	5.6	A	2.1	C	214.9	1.27	365	3.631	3.379	-
PBDE 207	<chem>BrC1=CC(Br)=C(Br)C(Br)=C1OC1=C(Br)C(Br)=C(Br)C(Br)=C1Br</chem>	11.22	5.6	A	2.1	C	249.4	1.27	365	3.631	3.379	-
PBDE 208	<chem>BrC1=CC(Br)=C(Br)C(OC2=C(Br)C(Br)=C(Br)C(Br)=C2Br)=C1Br</chem>	11.22	5.6	A	2.1	C	217.5	1.27	365	3.631	3.379	-
PBDE 209	<chem>BrC1=C(Br)C(Br)=C(OC2=C(Br)C(Br)=C(Br)C(Br)=C2Br)C(Br)=C1Br</chem>	12.11	5.4	A	1.6	C	513.9	1.01	581	1.011	1.12	3.38
Pendimethalin	<chem>CCC(CC)NC1=C(C=C(C)C(C)=C1[N+](=O)[O-])[N+](=O)[O-]=O</chem>	5.18	2.8	C	3.1	C	3.5	2.98	0.234	2.131	2.245	-
Penoxsulam	<chem>COC1=CN=C(OC)N2N=C(NS(=O)(=O)C3=C(C=CC=C3OCC(F)F)C(F)F)N=C12</chem>	2.95	0.8	D	1.6	C	5.7	3.11	0.66	1.726	1.683	-
Penthiopyrad	<chem>CC(C)CC(C)C1=C(NC(=O)C2=CN(C)N=C2C(F)F)C=CS1</chem>	4.95	1.4	D	2.9	C	3.5	3.19	1.2	2.817	2.926	-
permethrin	<chem>CC1(C)C(C=C(Cl)Cl)C1C(=O)OCC1=CC(OC2=CC=CC=C2)=CC=C1</chem>	6.5	2.7	C	2.7	C	3.4	3.24	1.85	3.642	4.082	2.651
PFBS	<chem>OS(=O)(=O)C(F)(F)C(F)(F)C(F)(F)C(F)(F)F</chem>	1.82	-	-	-	-	-	-	-	-	-	-
PFDA	<chem>OC(=O)C(F)(F)C(F)(F)C(F)(F)C(F)(F)C(F)(F)C(F)(F)C(F)(F)C(F)(F)F</chem>	6.15	-	-	-	-	-	-	-	-	-	-
PFDoA	<chem>OC(=O)C(F)(F)C(F)(F)C(F)(F)C(F)(F)C(F)(F)C(F)(F)C(F)(F)C(F)(F)C(F)(F)F</chem>	7.49	-	-	-	-	-	-	-	-	-	-
PFDS	<chem>OS(=O)(=O)C(F)(F)C(F)(F)C(F)(F)C(F)(F)C(F)(F)C(F)(F)C(F)(F)C(F)(F)F</chem>	5.83	-	-	-	-	-	-	-	-	-	-
PFHpA	<chem>OC(=O)C(F)(F)C(F)(F)C(F)(F)C(F)(F)C(F)(F)C(F)(F)C(F)(F)F</chem>	4.14	-	-	-	-	-	-	-	-	-	-

CEC	SMILES	log K _{ow}	log BCF (OPERA) ¹	log BCF (OPERA) category	log BCF (EPISuite) ²	log BCF (EPISuite) category	Biodeg t _{1/2} (day) (OPERA) ³	Primary Biodeg (BIOWIN, EPISuite) ⁴	Biotrans t _{1/2} (day) (EPISuite) ²	log BAF _{mid} ²	log BAF _{low} ²	Exp log BCF ⁵
PFHxA	<chem>OC(=O)C(F)(F)C(F)(F)C(F)(F)C(F)(F)C(F)(F)C(F)(F)F</chem>	3.48	-	-	-	-	-	-	-	-	-	-
PFHxS	<chem>OS(=O)(=O)C(F)(F)C(F)(F)C(F)(F)C(F)(F)C(F)(F)C(F)(F)C(F)(F)C(F)(F)F</chem>	3.16	-	-	-	-	-	-	-	-	-	-
PFNA ⁶	<chem>OC(=O)C(F)(F)C(F)(F)C(F)(F)C(F)(F)C(F)(F)C(F)(F)C(F)(F)C(F)(F)C(F)(F)F</chem>	-	-	-	-	-	-	-	-	-	-	-
PFOA	<chem>OC(=O)C(F)(F)C(F)(F)C(F)(F)C(F)(F)C(F)(F)C(F)(F)C(F)(F)C(F)(F)F</chem>	-	-	-	-	-	-	-	-	-	-	-
PFOS ⁶	<chem>OS(=O)(=O)C(F)(F)C(F)(F)C(F)(F)C(F)(F)C(F)(F)C(F)(F)C(F)(F)C(F)(F)C(F)(F)F</chem>	-	-	-	-	-	-	-	-	-	-	-
PFOSA	<chem>NS(=O)(=O)C(F)(F)C(F)(F)C(F)(F)C(F)(F)C(F)(F)C(F)(F)C(F)(F)C(F)(F)C(F)(F)F</chem>	5.8	-	-	-	-	-	-	-	-	-	-
PFPeA	<chem>OC(=O)C(F)(F)C(F)(F)C(F)(F)C(F)(F)C(F)(F)C(F)(F)F</chem>	2.81	-	-	-	-	-	-	-	-	-	-
PFUnA	<chem>OC(=O)C(F)(F)C(F)(F)C(F)(F)C(F)(F)C(F)(F)C(F)(F)C(F)(F)C(F)(F)C(F)(F)C(F)(F)C(F)(F)F</chem>	6.82	-	-	-	-	-	-	-	-	-	-
phantolide	<chem>CC1C(C)(C)C2=C(C=C(C(C)=O)C(C)=C2)C1(C)C</chem>	5.85	2.9	C	2.9	C	5.3	3.1	3.81	3.684	3.972	-
phenothrin	<chem>CC(C)=CC1C(C(=O)OCC2=CC=CC(OC3=CC=CC=C3)=C2)C1(C)C</chem>	6.01	2.8	C	2.4	C	3.4	3.5	0.977	2.884	3.293	-
Phenytoin	<chem>O=C1NC(=O)C(N1)(C1=CC=CC=C1)C1=CC=CC=C1</chem>	2.47	0.8	D	1.3	D	7.1	3.34	0.004	0.635	0.654	-
Polyoxyethylene branched-C9-alkylphenol (mixture)	-	-	-	-	-	-	-	-	-	-	-	-
prednisolone	<chem>CC12CC(O)C3C(CCC4=CC(=O)C=C34C)C1CCC2(O)C(=O)CO</chem>	1.62	0.3	E	0.7	E	97.6	3.08	0.073	0.513	0.485	-
prednisone	<chem>CC12CC(=O)C3C(CCC4=CC(=O)C=CC34C)C1CCC2(O)C(=O)CO</chem>	1.46	0.6	E	0.6	E	96.8	2.93	0.049	0.388	0.367	-
Primidone	<chem>CCC1(C(=O)NCNC1=O)C1=CC=CC=C1</chem>	0.91	0.4	E	0.5	E	3.3	3.8	0.002	0.042	0.047	-
Prodiamine	<chem>CCCN(CCC)C1=C(C(N)=C(C=C1[N+][O-])=O)C(F)(F)F[N+][O-]</chem>	4.1	2	C	2.4	C	3.5	2.45	0.06	1.534	1.575	-
Progesterone	<chem>CC(=O)C1CCC2C3CCC4=CC(=O)CC4(C)C3CCC12C</chem>	3.87	1.7	C	2.2	C	97.5	3.04	2.55	2.58	2.555	-
promethazine	<chem>CC(CN1C2=C(SC3=C1C=CC=C3)C=CC=C2)N(C)C</chem>	4.81	1.6	C	2.8	C	72.6	2.86	0.155	1.95	2.018	-
Propiconazole	<chem>CCCC1COC(CN2C=NC=N2)(O1)C1=C(CI)C=C(CI)C=C1</chem>	3.72	1.7	C	2.1	C	4.2	2.85	6.2	2.51	2.469	-
propoxyphene	<chem>CCC(=O)OC(CC1=CC=CC=C1)(C(C)CN(C)C)C1=CC=CC=C1</chem>	4.18	2.3	C	2.4	C	4.3	3.09	0.021	1.226	1.268	-

CEC	SMILES	log K _{ow}	log BCF (OPERA) ¹	log BCF (OPERA) category	log BCF (EPISuite) ²	log BCF (EPISuite) category	Biodeg t _{1/2} (day) (OPERA) ³	Primary Biodeg (BIOWIN, EPISuite) ⁴	Biotrans t _{1/2} (day) (EPISuite) ²	log BAF _{mid} ²	log BAF _{low} ²	Exp log BCF ⁵
Propyzamide	<chem>CC(C)(NC(=O)C1=CC(Cl)=CC(Cl)=C1)C#C</chem>	3.43	1.8	C	1.9	C	3.3	3.2	0.384	2.002	1.989	-
Pyraclostrobin	<chem>CON(C(=O)OC)C1=C(COC2=NN(C=C2)C2=CC=C(Cl)C=C2)C=CC=C1</chem>	3.99	2.2	C	2.3	C	5.2	3.2	9.23	2.792	2.754	-
Pyrimidinol	<chem>O=C1NC=NC=C1</chem>	-0.66	-	-	0.5	E	-	3.91	0.004	-0.029	-0.025	-
Pyriproxyfen	<chem>CC(COC1=CC=C(OC2=CC=CC=C2)C=C1)OC1=NC=CC=C1</chem>	5.55	2.7	C	3.3	C	3.6	3.6	2.07	3.191	3.446	-
ranitidine	<chem>C\N=C(/C[N+](O-])=O)NCCSCC1=CC=C(CN(C)C)O1</chem>	1.89	0.9	D	0.9	D	4.5	3.11	0.006	0.353	0.364	-
Resmethrin	<chem>CC(C)=CC1C(C(=O)OCC2=COC(CC3=CC=CC=C3)=C2)C1(C)C</chem>	6.14	2.7	C	2.5	C	3.3	3.37	0.323	2.277	2.714	-
roxithromycin	<chem>CCC1OC(=O)C(C)C(OC2CC(C)(OC)C(O)C(C)O2)C(C)C(OC2OC(C)CC(C2O)N(C)C)C(C)(O)CC(C)C(=NOCOCOC)C(C)C(O)C1(C)O</chem>	2.75	1	D	1.5	D	13.6	2.44	0.032	1.083	1.093	-
Salicylic acid	<chem>OC(=O)C1=C(O)C=CC=C1</chem>	2.26	0.6	E	0.5	E	4.1	3.7	0.093	1.006	0.975	-
sarafloxacin	<chem>OC(=O)C1=CN(C2=CC=C(F)C=C2)C2=CC(N3CCNCC3)=C(F)C=C2C1=O</chem>	1.07	0.6	E	0.5	E	5.2	3.15	0.132	0.222	0.203	-
Saxitoxin	<chem>NC(=O)OCC1N=C(N)N2CCC(O)(O)C22N=C(N)NC12</chem>	-4.22	0.4	E	0.5	E	3.1	3.3	0	-0.03	-0.02	-
sertraline	<chem>CNC1CCC(C2=CC(Cl)=C(Cl)C=C2)C2=C1C=CC=C2</chem>	5.29	3.2	C	3.2	C	68	3.05	45.8	4.49	4.384	-
Simazine	<chem>CCNC1=NC(NCC)=NC(Cl)=N1</chem>	2.18	0.6	E	0.6	E	3.7	3.12	0.088	0.964	0.928	0.565
simvastatin	<chem>CCC(C)(C)C(=O)OC1CC(C)C=C2C=CC(C)C(CCC3CC(O)CC(=O)O3)C12</chem>	4.68	1.5	D	2.8	C	7.6	3.68	0.368	2.308	2.374	-
sitosterol, beta-	<chem>[H][C@@]1(CC[C@@]2([H])[C@]3([H])CC=C4CC(O)CC[C@]4(C)[C@@]3([H])CC[C@]12C)[C@H](C)CC[C@@H](CC)C(C)C</chem>	9.65	2.9	C	2.8	C	256.2	3.07	295	5.126	4.882	-
Sotalol	<chem>CC(C)NCC(O)C1=CC=C(NS(C)(=O)=O)C=C1</chem>	0.24	0.3	E	0.5	E	3.4	3.63	0.084	0.015	0.014	-
sulfachloropyridazine	<chem>NC1=CC=C(C=C1)S(=O)(=O)NC1=C C=C(Cl)N=N1</chem>	0.31	0.5	E	0.5	E	3.4	3.16	0.122	0.025	0.022	-
sulfadiazine	<chem>NC1=CC=C(C=C1)S(=O)(=O)NC1=N C=CC=N1</chem>	-0.09	0.5	E	0.5	E	3.4	3.38	0.087	-0.008	0	-
sulfadimethoxine	<chem>COC1=NC(OC)=NC(NS(=O)(=O)C2=CC=C(N)C=C2)=C1</chem>	1.63	0.2	E	0.7	E	4.3	3.45	0.136	0.549	0.514	-
sulfamerazine	<chem>CC1=CC=NC(NS(=O)(=O)C2=CC=C(N)C=C2)=N1</chem>	0.14	0.3	E	0.5	E	3.4	3.29	0.063	0.005	0.005	-

CEC	SMILES	log K _{ow}	log BCF (OPERA) ¹	log BCF (OPERA) category	log BCF (EPISuite) ²	log BCF (EPISuite) category	Biodeg t _{1/2} (day) (OPERA) ³	Primary Biodeg (BIOWIN, EPISuite) ⁴	Biotrans t _{1/2} (day) (EPISuite) ²	log BAF _{mid} ²	log BAF _{low} ²	Exp log BCF ⁵
sulfamethazine	<chem>CC1=CC(C)=NC(NS(=O)(=O)C2=CC=C(N)C=C2)=N1</chem>	0.19	0.2	E	0.5	E	3.4	3.2	0.04	0.006	0.007	-
sulfamethizole	<chem>CC1=NN=C(NS(=O)(=O)C2=CC=C(N)C=C2)S1</chem>	0.54	0.3	E	0.5	E	3.2	3.28	0.024	0.037	0.037	-
sulfamethoxazole	<chem>CC1=CC(NS(=O)(=O)C2=CC=C(N)C=C2)=NO1</chem>	0.89	0.4	E	0.5	E	3.3	3.31	0.062	0.138	0.127	-
sulfathiazole	<chem>NC1=CC=C(C=C1)S(=O)(=O)NC1=NC=CS1</chem>	0.05	0.3	E	0.5	E	3.3	3.37	0.018	-0.009	0	-
Sulfentrazone	<chem>CC1=NN(C(=O)N1C(F)F)C1=CC(NS(C)(=O)=O)=C(Cl)C=C1Cl</chem>	0.99	0.9	D	0.5	E	5.7	2.96	0.017	0.119	0.116	-
sulfometuron-methyl	<chem>COC(=O)C1=CC=CC=C1S(=O)(=O)NC(=O)NC1=NC(C)=CC(C)=N1</chem>	1.2	0.5	E	0.5	E	4.3	3.41	0.002	0.114	0.118	-
Tamoxifen	<chem>CCC(=C(C1=CC=CC=C1)C1=CC=C(OCCN(C)C)C=C1)C1=CC=CC=C1</chem>	6.3	3.1	C	3.8	C	3.4	3.11	4.39	4.027	4.35	-
Tebuconazole	<chem>CC(C)(C)C(O)(CCC1=CC=C(Cl)C=C1)CN1C=NC=N1</chem>	3.7	2.4	C	2.1	C	3.2	2.86	5.13	2.5	2.457	-
tebuthiuron	<chem>CNC(=O)N(C)C1=NN=C(S1)C(C)(C)C</chem>	1.79	0.6	E	0.9	D	4.7	3.36	0.013	0.419	0.42	-
temephos	<chem>COP(=S)(OC)OC1=CC=C(SC2=CC=C(OP(=S)(OC)OC)C=C2)C=C1</chem>	5.96	1.8	C	3.6	C	12.9	4.11	56.2	5.357	5.239	-
terpineol, alpha-	<chem>CC1=CCC(CC1)C(C)(C)O</chem>	3.28	1	D	1.8	C	2.7	3.47	0.818	2.01	1.974	-
Testosterone	<chem>CC12CCC3C(CCC4=CC(=O)CCC34C)C1CCC2O</chem>	3.32	1.7	C	1.9	C	97.4	3.23	1.5	2.091	2.048	-
Tetracycline	<chem>CN(C)C1C2CC3C(C(=O)C4=C(C=C C=C4O)C3(C)O)C(=O)C2(O)C(=O)C(C(N)=O)C1=O</chem>	1.34	0.3	E	0	E	147.6	2.77	0	0.154	0.159	-
Tetramethrin	<chem>CC(C)=CC1C(C(=O)OCN2C(=O)C3=C(CCCC3)C2=O)C1(C)C</chem>	4.73	0.9	D	1.5	D	3.4	3.45	1.48	2.858	2.932	-
Theobromine	<chem>CN1C=NC2=C1C(=O)NC(=O)N2C</chem>	-0.78	0.3	E	0.5	E	4.6	3.59	0.008	-0.028	-0.02	-
theophylline	<chem>CN1C2=C(NC=N2)C(=O)N(C)C1=O</chem>	-0.04	0.3	E	0.5	E	4.3	3.59	0.014	-0.015	-0.01	-
thiabendazole	<chem>N1C2=C(C=CC=C2)N=C1C1=CSC=N1</chem>	2.47	0.9	D	1.3	D	3.5	3.56	0.194	1.237	1.199	-
tonalide	<chem>CC1CC(C)(C)C2=C(C=C(C)C(=C2)C(C)=O)C1(C)C</chem>	5.7	3.4	C	2.8	C	7.4	3.08	11.2	4.269	4.397	-
Triadimefon	<chem>CC(C)(C)C(=O)C(OC1=CC=C(Cl)C=C1)N1C=NC=N1</chem>	2.77	2	C	1.5	D	5.3	3.16	2.68	1.603	1.549	-
triamterene	<chem>NC1=NC(N)=C2N=C(C(N)=NC2=N1)C1=CC=CC=C1</chem>	0.98	1.4	D	0.5	E	19.8	3.16	0	0.053	0.058	-
Trichlorfon	<chem>COP(=O)(OC)C(O)C(Cl)(Cl)Cl</chem>	0.51	0	E	0.5	E	4.1	3.15	0.096	0.053	0.048	-
triclocarban	<chem>C1C1=CC=C(NC(=O)NC2=CC=C(Cl)C(Cl)=C2)C=C1</chem>	4.9	2.7	C	2.9	C	5.6	2.9	1.12	2.781	2.882	-

CEC	SMILES	log K _{ow}	log BCF (OPERA) ¹	log BCF (OPERA) category	log BCF (EPISuite) ²	log BCF (EPISuite) category	Biodeg t _{1/2} (day) (OPERA) ³	Primary Biodeg (BIOWIN, EPISuite) ⁴	Biotrans t _{1/2} (day) (EPISuite) ²	log BAF _{mid} ²	log BAF _{low} ²	Exp log BCF ⁵
triclosan	<chem>OC1=C(OC2=CC=C(Cl)C=C2Cl)C=C C(Cl)=C1</chem>	4.76	1.7	C	2.8	C	4.5	3.05	3.29	3.148	3.217	1.717
triethyl citrate	<chem>CCOC(=O)CC(O)(CC(=O)OCC)C(=O)OCC</chem>	0.33	0.5	E	0.5	E	3.8	3.98	0	-0.009	0	-
Trifloxystrobin	<chem>CO\N=C(\C(=O)OC)C1=CC=CC=C1 CO\N=C(/C)C1=CC(=CC=C1)C(F)(F)F</chem>	4.5	-	-	2.6	C	-	3.21	2.25	2.924	2.962	-
trifluralin	<chem>CCCN(CCC)C1=C(C=C(C=C1[N+](O-])=O)C(F)(F)F[N+](O-])=O</chem>	5.34	3.4	C	3.2	C	3.5	2.58	0.561	3.482	3.661	3.358
trimethoprim	<chem>COC1=CC(CC2=CN=C(N)N=C2N)=CC(OC)=C1OC</chem>	0.91	1.7	C	0.5	E	4.2	3.37	0.015	0.09	0.089	-
Tri-n-butyl phosphate	<chem>CCCCOP(=O)(OCCCC)OCCCC</chem>	4	1.5	D	1.5	D	3.7	4.74	0.289	1.95	1.982	1.471
Triphenyl phosphate	<chem>O=P(OC1=CC=CC=C1)(OC1=CC=C C=C1)OC1=CC=CC=C1</chem>	4.59	2.3	C	1.9	C	6.1	3.86	0.217	1.995	2.051	2.281
Tris(2-butoxyethyl) phosphate	<chem>CCCCOCCOP(=O)(OCCOCCCC)OC COCCCC</chem>	3.75	0.8	D	1.3	D	3.7	4.52	0.139	1.829	1.854	0.763
Tris(2-chloroethyl) phosphate	<chem>CICCOP(=O)(OCCCI)OCCCI</chem>	1.44	0.1	E	-0.2	E	3.7	3.6	0.063	0.431	0.399	0.114
tris(2-chloroisopropyl) phosphate	<chem>CC(CCl)OP(=O)(OC(C)CCl)OC(C)C Cl</chem>	2.59	0.9	D	0.6	E	3.7	3.54	0.136	1.123	1.116	0.903
tylosin	<chem>CCC1OC(=O)CC(O)C(C)C(OC2OC(C)C(OC3CC(C)(O)C(O)C(C)O3)C(C2 O)N(C)C)C(CC=O)CC(C)C(=O)C=C C(C)=CC1COC1OC(C)C(O)C(OC)C1 OC</chem>	1.05	0.7	E	0.4	E	13.7	2.93	0.017	0.134	0.132	-
valsartan	<chem>CCCCC(=O)N(CC1=CC=C(C=C1)C1 =CC=CC=C1C1=NN=NN1)[C@@H](C(C)C)C(O)=O</chem>	3.65	-	-	0.5	E	-	4.08	0.944	2.292	2.272	-
Venlafaxine	<chem>COC1=CC=C(C=C1)C(CN(C)C)C1(O)CCCCC1</chem>	3.28	1.2	D	1.8	C	3.4	3.01	0.159	1.731	1.731	-
verapamil	<chem>COC1=CC=C(CCN(C)CCCC(C#N)(C (C)C)C2=CC=C(OC)C(OC)=C2)C=C 1OC</chem>	3.79	2.3	C	2.2	C	8.7	2.93	0.29	2.082	2.097	-
Vinclozolin	<chem>CC1(OC(=O)N(C1=O)C1=CC(Cl)=C C(Cl)=C1)C=C</chem>	3.1	1.9	C	1.7	C	3.4	2.95	1.13	1.884	1.838	-
virginiamycin	-	-	-	-	-	-	-	-	-	-	-	-
warfarin	<chem>CC(=O)CC(C1C(=O)OC2=CC=CC=C 2C1=O)C1=CC=CC=C1</chem>	2.89	1.3	D	1	D	3.5	3.52	0.075	1.37	1.368	-