

NPDES ELECTRONIC
S
PERMIT L F
STANDARDIZATION
M
O I T O R I N G
E P O R T I N G

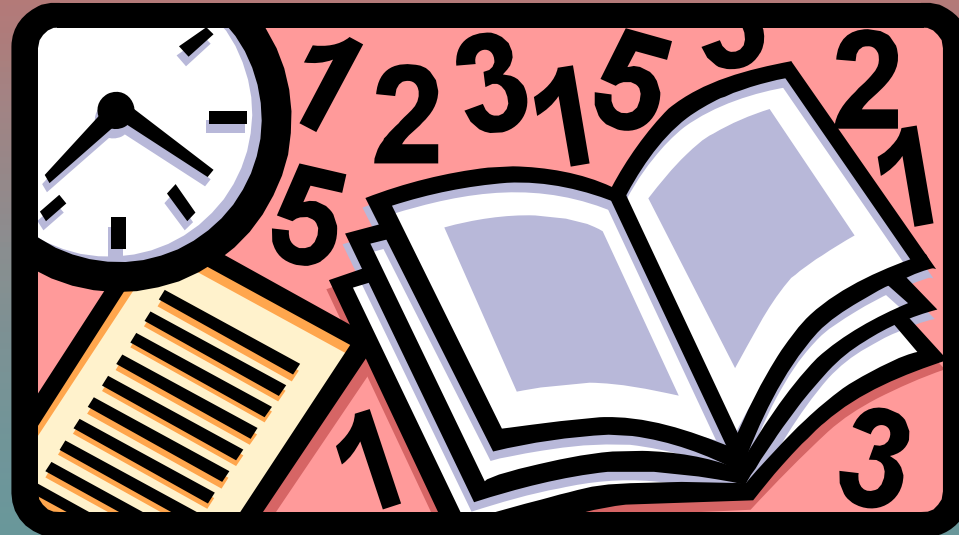
Overall Project

- Partial funding from EPA
- Initiated creation of CIWQS
- A module of which is eSMR
- Feasibility of which depends on standard permits



CIWQS

- Database to track *permits*, *parties*, *places*, and their associated information.



CIWQS



eSMR



GeoWBS

GeoWBS

- Geo Waterbody System
- GIS based
- Tracks Water Quality Assessments

eSMR

- System for receiving self-monitoring reports via the internet
- Initially only for individual (non-MS4) NPDES permits

eSMR

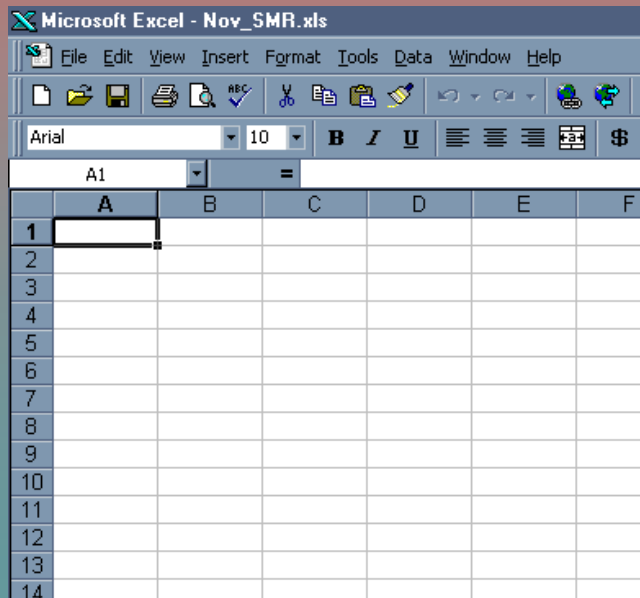
- Permit requirements are coded into the system
- Discharger responds
 - Narrative
 - Numeric
 - Pre-calculated limits
 - Pre-calculated results (summary data)



eSMR

Data Input

- Raw Data
- CDF (CIWQS Data Format)
- EDF (Electronic Deliverable Format)



The image shows a Laboratory Certificate from Michelson Laboratories, Inc. The certificate includes the company logo and name, address (6280 Chalet Drive, Commerce, California 90040-3761), and contact information. The certificate details the submission by Innovative Delivery Systems, dated 11/09/2004, for product C3212 01. The certificate lists various tests performed, including moisture, protein, fat, ash, carbohydrates, and sugar profile, along with the methods used and the results.

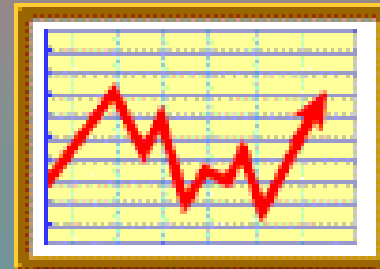

| REPORT # | PRODUCT / TEST | METHOD | RESULT | UNITS | START DT |
|----------|--|----------------------|-----------|---------|----------|
| C3212 01 | Product: CHOC PROTEIN | | | | |
| | Summary Test CALORIES: CARBOHYDRATES (FOODS) | | | | |
| | MOISTURE, AIR OVEN 101C | AOAC 950.46 | 7.41 | % | 11/4/04 |
| | PROTEIN, NITROGEN ANALYZER | AOAC 992.15, 992.23 | 60.66 | % | 11/4/04 |
| | FAT (ACID HYDROLYSIS/ETHER EXTRACTION) | AOAC 948.15 | 4.96 | % | 11/4/04 |
| | ASH | AOAC 923.03 (321.05) | 3.87 | % | 11/4/04 |
| | CARBOHYDRATES (BY DIFFERENCE) | | 23.10 | % | 11/5/04 |
| | CALORIES, PER 100G | | 380 | /100gms | 11/5/04 |
| | Summary Test SUGAR PROFILE | | | | |
| | FRUCTOSE, HPLC | AOAC 982.14 | 9.52 | % | 11/5/04 |
| | GLUCOSE, DEXTROSE, HPLC | AOAC 982.14 | NDLT 0.10 | % | 11/5/04 |
| | SUCROSE, HPLC | AOAC 982.14 | NDLT 0.10 | % | 11/5/04 |
| | MALTOSE, HPLC | AOAC 982.14 | NDLT 0.10 | % | 11/5/04 |
| | LACTOSE, HPLC | AOAC 982.14 | 2.63 | % | 11/5/04 |

eSMR

- Check compliance
- May create allegations
- Staff to verify
- Follow-up if necessary

eSMR

Collecting data electronically will allow for easier review of the data and meaningful and appropriate changes to monitoring requirements



Current Permits

- Permits drafted independently
- Different formats
- Different language
- Different requirements
- Different limits

Current Permits

- Difficult (i.e. huge task) to code each unique permit differently

So we turn to...

Permit Standardization

Permit Standardization

- Multi-phased
- More similar throughout the state
- Potential Benefits
 - eSMR
 - Streamlined permitting process
 - Reduce challenges

Permit Standardization

Phase I

- Formatting
- Findings
- Federal standard provisions

Permit Standardization

CALIFORNIA REGIONAL WATER QUALITY CONTROL BOARD¶
RE GION <#> , <Regional Water Board Name> RE GION¶

¶
 ORDER NO. <XX-XXXX-XXX> ¶
 NPDES NO. <CAXXXXXXXXX> ¶
 ¶


TABLE OF CONTENTS¶

| | |
|---|------|
| I. → Facility Information | 4¶ |
| II. → Findings | 5¶ |
| III. → Discharge Prohibitions | 10¶ |
| IV. → Effluent Limitations and Discharge Specifications | 11¶ |
| A. → Effluent Limitations – Discharge Point <Discharge Point Name> | 11¶ |
| B. → Land Discharge Specifications – Discharge Point <Discharge Point Name> | 15¶ |
| C. → Reclamation Specifications – Discharge Point <Discharge Point Name> | 16¶ |
| V. → Receiving Water Limitations | 17¶ |
| A. → Surface Water Limitations | 17¶ |
| B. → Groundwater Limitations | 17¶ |
| VI. → Provisions | 18¶ |
| A. → Standard Provisions | 18¶ |
| B. → Monitoring and Reporting Program Requirements | 18¶ |
| C. → Special Provisions | 18¶ |
| 1. → Recoper Provisions | 18¶ |
| 2. → Special Studies, Technical Reports and Additional Monitoring Requirements | 18¶ |
| 3. → Best Management Practices and Pollution Prevention | 18¶ |
| 4. → Compliance Schedules | 18¶ |
| 5. → Construction, Operation and Maintenance Specifications | 18¶ |
| 6. → Special Provisions for Municipal Facilities (POTWs Only) | 19¶ |
| 7. → Other Special Provisions | 19¶ |
| VII. → Compliance Determination | 20¶ |
| A. → Average Monthly Effluent Limitation (AMEL) | 20¶ |
| B. → Average Weekly Effluent Limitation (AWEL) | 20¶ |
| C. → Maximum Daily Effluent Limitation (MDEL) | 20¶ |
| D. → Instantaneous Minimum Effluent Limitation | 20¶ |
| E. → Instantaneous Maximum Effluent Limitation | 20¶ |
| F. → Six-month Median Effluent Limitation | 21¶ |
| Attachment A – Definitions | A-1¶ |
| Attachment B – Topographic Map | B-1¶ |
| Attachment C – Flow Schematic | C-1¶ |
| Attachment D – Federal Standard Provisions | D-1¶ |
| Attachment E – Monitoring and Reporting Program (MRP) | E-1¶ |
| Attachment F – Fact Sheet | F-1¶ |

Permit Standardization


Other Phases

- Language
- Policy Issues



Scheduling

- CIWQS - July 1
- eSMR - phased roll-out by Regional Board
 - Regions 7 and 8 in August
- Permit Standardization - currently being used for drafting permits



Questions

- CIWQS webpage:
<http://www.swrcb.ca.gov/ciwqs/index.html>
- CIWQS Help Center:
866-79-CIWQS (24977)
- Jarma Bennett:
jbennett@waterboards.ca.gov,
(916) 341-5532



