

# Recordkeeping Total Nitrogen Applied (TNA) and Irrigation and Nutrient Management Plan (INMP) Summary Reports

[AgNOI@waterboards.ca.gov](mailto:AgNOI@waterboards.ca.gov)

805-549-3148




# How to Ask Questions

## Zoom By Computer or App on Phone




### Ask Question Via Raising Hand

- Find the “Raise Hand” button on your screen
- Click on it and we will see it



### Ask Question Via Q&A

- Click on Q&A button
- Type in question
- Press return



## By Phone Only

- Call 1-669-900-9128
- Enter meeting ID when prompted:

980 2506 7621#

- Please silence your phone

## Questions & Comments

- \*9 to raise hand
- We will ask you to unmute
- \*6 to mute / unmute



# Workshop Overview

- Introduction (5 mins)
- TNA Recordkeeping Video (15 mins)
- Q&A (10 mins)
- INMP Recordkeeping (15 mins)
- Q&A (10 mins)
- Survey (5 mins)



# Central Coast Water Board (Region 3)

- Protects water quality
- 8 counties
- 7.2 million acres
- 17,000 miles of surface water
- 4,000 square miles of groundwater basins



*Mission Statement:  
“Preserve, enhance  
and restore the  
quality of California’s  
water resources”*



# Agricultural Order 4.0 (Ag Order 4.0)

- Adopted April 2021
- Requires farmers and/or landowners to:
  - Implement management practices
  - Conduct monitoring and reporting
- Protect groundwater and surface water
- Requirements from Ag Order 4.0





# Water Quality Concerns





# Why report TNA or INMP?

- Growers can improve water quality by:
  - ✓ Accounting for nitrogen already in the soil
  - ✓ Applying only the amount of fertilizer the crops need
  - ✓ Irrigating efficiently
- Reporting provides insight
- Implement best management practices








# **Video: Recordkeeping for Total Nitrogen Applied (TNA)**

# Q&A for TNA






The background of the slide is a photograph of a rural landscape. In the foreground, there is a dirt path or road. Behind it, a wooden fence runs across the frame. In the middle ground, there is a large, green, leafy tree on the right side. In the background, a barn with a corrugated metal roof is visible, surrounded by more trees. The sky is a pale blue. Overlaid on the top of the image are several wavy, light blue decorative bands.

# **Video: Recordkeeping for Irrigation and Nutrient Management Plan (INMP) Summary Report**



# Q&A for INMP





# Resources & Tools

1. Central Coast Water Board's Irrigated Lands Program (ILP) website:
2. ILP General Inquiries: [AgNOI@waterboards.ca.gov](mailto:AgNOI@waterboards.ca.gov), 805-549-3148
3. Third-Party Program Administrator: Central Coast Water Quality Preservation, Inc. (Preservation, Inc.): [support@ccwqp.org](mailto:support@ccwqp.org), 831-240-9533
4. Technical Assistance Providers and Consultants
5. Tool to Calculate Weighted Average concentration
6. List of Qualified Groundwater Labs
7. List of Certified Crop Advisers
8. Standard Protocols
9. United Nations FAO Crop Coefficients
10. Additional Resources on TNA and INMP Reports

# Quick Survey

[AGNOI@WATERBOARDS.CA.GOV](mailto:AGNOI@WATERBOARDS.CA.GOV)



# Thank you!

**Contact: (805) 549-3148**  
**AGNOI@WATERBOARDS.CA.GOV**

Irrigated Lands Program Website:  
[https://www.waterboards.ca.gov/centralcoast/water\\_issues/programs/ilp/](https://www.waterboards.ca.gov/centralcoast/water_issues/programs/ilp/)