









Explanation

-  Existing monitoring wells (Fugro, 2007)
-  New monitoring wells (Amec Foster Wheeler, 2016)
-  Proposed monitoring well locations
-  Planned LCRS sump and lysimeter locations
-  Approximate Limits of Proposed Impoundment Expansion
-  Planned LCRS leachate sump and lysimeter monitoring points
-  Existing LCRS sump and pan lysimeter sampling locations
-  Existing LCRS leachate sump and lysimeter monitoring points

Drawing Reference:
 Dewberry Engineers, Inc.
 Amended ROWD
 30 January 2017

DETECTION MONITORING PROGRAM SAMPLING POINT LOCATIONS
 CA Department of Corrections and Rehabilitation.
 Deuel Vocational Institution, Class II Surface Impoundments
 San Joaquin County