



PROJECTED SALES RISING

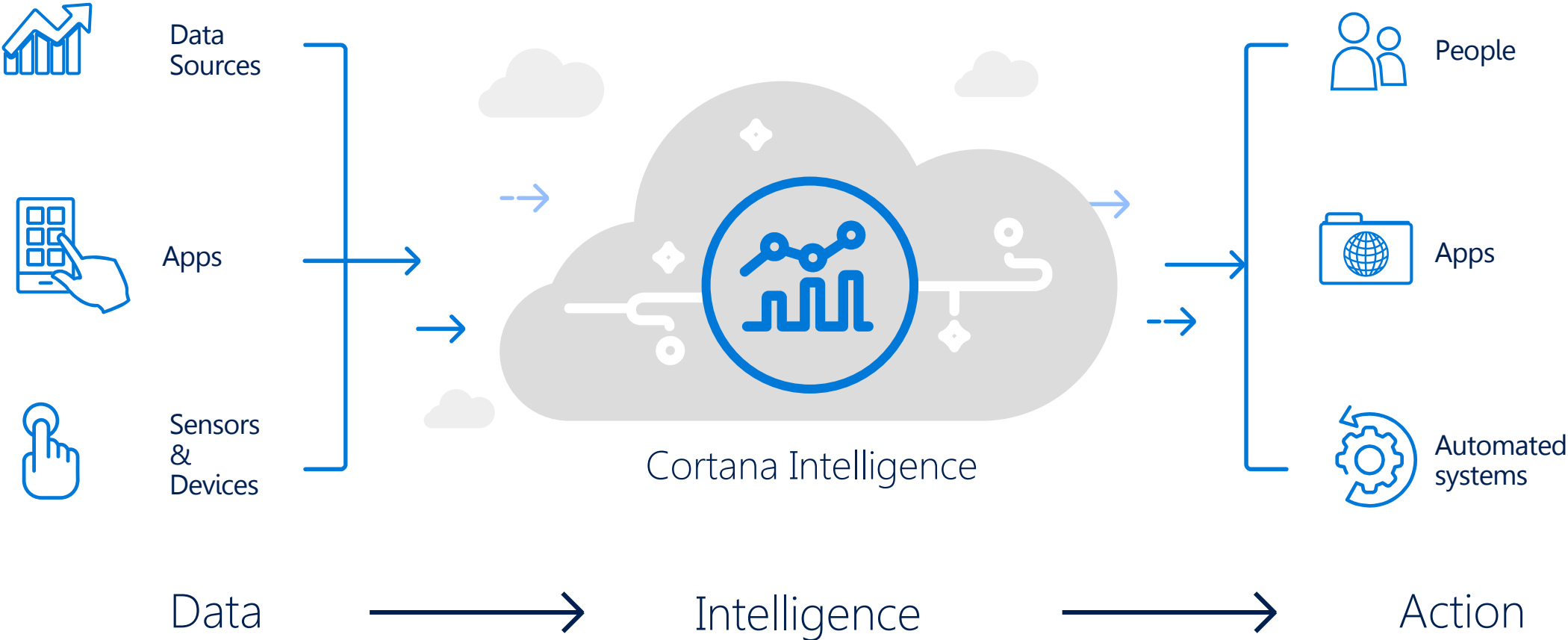
NEXT ORDER INCREASED

PUBLISH

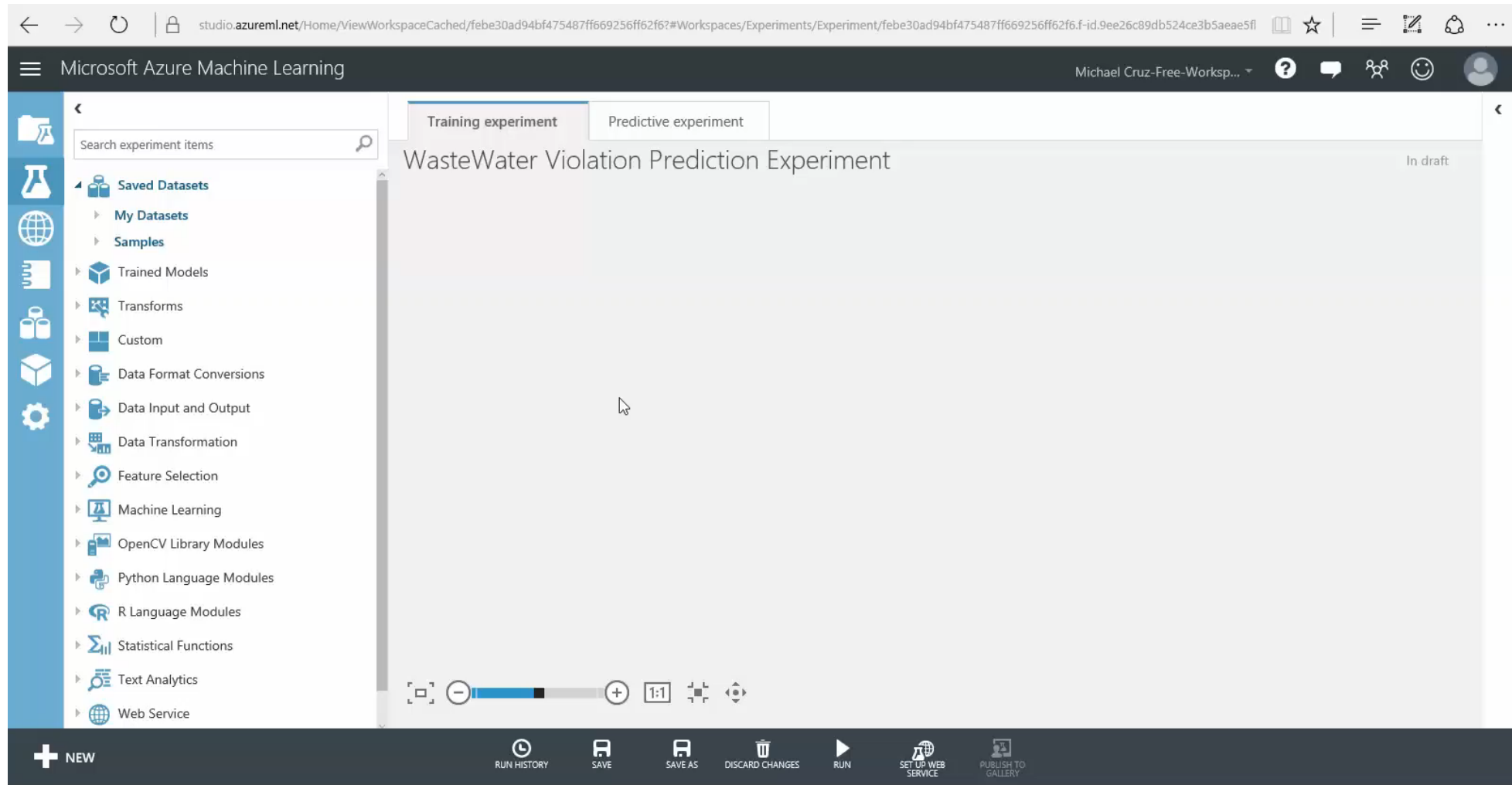
Microsoft Submission

California Water Board
Data Innovation Challenge

Transform data into intelligent action with Cortana Intelligence



Using exclusive, advanced intelligence technologies



And producing reports that surface the data

The screenshot shows a Power BI report interface. The top navigation bar includes the Power BI logo, the report title 'CA Water Inspections Demo*', and various action icons. The left sidebar contains a list of reports, with 'CA Water Inspections...' selected. The main content area is titled 'Reading view' and features a list of filters on the left and two bar charts on the right.

Filters:

- REGION:** 1, 2, 3, 4, 5F, 5R, 5S, 6A, 6B, 7 (selected), 8, 9
- PLACE TYPE:** All Other, Animal, Development, Domestic Service Facility, Facility, Food Processor, Growing, Industrial and Commercial Services, Irrigated Land, Manufacturing, Mining, Recreational, Residence/Education, Service/Commercial, Utility, Waste Management Unit

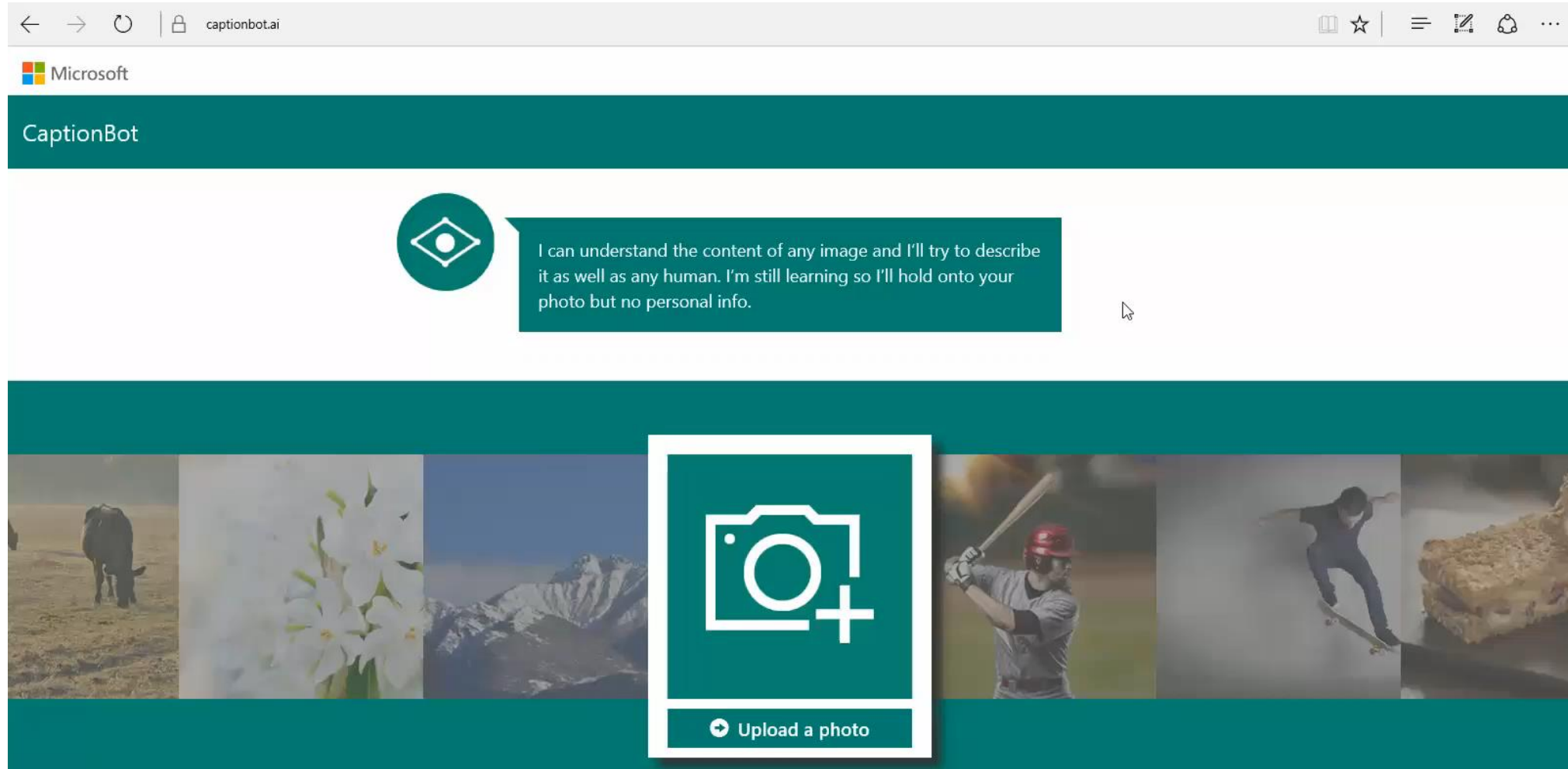
Visualizations:

- Count of Inspections by PLACE TYPE:** A vertical bar chart showing the number of inspections for various place types. The y-axis ranges from 0K to 3K. The 'Facility' category has the highest count, exceeding 2.5K.
- Count of Inspections by INSPECTION TYPE:** A horizontal bar chart showing the number of inspections for various inspection types. The x-axis ranges from 0K to 5K. The 'B Type co...' category has the highest count, around 4.5K.

Visualizations Panel (Right):

- Visualizations:** A grid of visualization icons.
- Fields:** A search bar and a list of data fields, including 'Inspection_reco...' and 'Water_Board...'. A filter for 'FACILITY_ID' is applied, showing 'is not (Blank)'.
- Values:** A section for adding data fields to the visualization.
- Filters:** A section for adding filters to the visualization.

And developing APIs for the future



The screenshot shows a web browser window with the address bar displaying "captionbot.ai". The page features a teal header with the "CaptionBot" logo. Below the header, a teal circle with a white camera icon is positioned to the left of a teal text box containing the following text: "I can understand the content of any image and I'll try to describe it as well as any human. I'm still learning so I'll hold onto your photo but no personal info." Below this text box is a horizontal strip of six small image thumbnails: a cow, white flowers, a mountain range, a baseball player, a skateboarder, and a piece of bread. In the center of this strip is a large white-bordered button with a camera icon and the text "Upload a photo".