



Los Angeles Regional Water Quality Control Board

June 8, 2017

Ms. Donna DiRocco
Senior Environmental Specialist
Tesoro Logistic Operations LLC
1300 Pier B Street
Long Beach, CA 90813

VIA CERTIFIED MAIL
RETURNED RECEIPT REQUESTED
No. 7012 3460 0000 2166 2211

Dear Ms. DiRocco:

TRANSMITTAL OF THE AMENDMENT OF WASTE DISCHARGE REQUIREMENTS (WDRS) AND NATIONAL POLLUTANT DISCHARGE ELIMINATION SYSTEM (NPDES) PERMIT FOR TESORO LOGISTICS OPERATIONS LLC, TESORO CARSON CRUDE TERMINAL, CARSON, CA (NPDES NO. CA0060232, CI NO. 6810)

Our letter dated April 10, 2017, transmitted the tentative Order amending the waste discharge requirements in Order No. R4-2014-0189 (adopted on September 11, 2014). The amendment modifies the frequency of chronic toxicity monitoring from once per discharge event to annual monitoring, which is consistent with other recently adopted NPDES permits by this Regional Water Board for facilities with similar discharges.

Pursuant to Division 7 of the California Water Code, this Regional Water Board at a public hearing held on June 1, 2017, reviewed the tentative amendment, considered all factors in the case, and adopted Order No. R4-2014-0189-A01.

Order No. R4-2014-0189-A01 serves as an NPDES permit, and it expires on October 31, 2019. Section 13376 of the California Water Code requires that an application/Report of Waste Discharge for a new permit must be filed at least 180 days before the expiration date.

You are required to implement the Monitoring and Reporting Program (MRP) on the effective date (August 1, 2017) of Order No. R4-2014-0189-A01. Your first monitoring report for the period of August 1, 2017, through September 30, 2017, is due by November 1, 2017. Tesoro Logistics Operations LLC, Tesoro Carson Crude Terminal will electronically submit Self-Monitoring Reports (SMRs) using the State Water Board's California Integrated Water Quality System (CIWQS) (<http://www.waterboards.ca.gov/ciwqs/index.html>).

When submitting monitoring or technical reports to the Regional Water Board per these requirements, please include a reference to Compliance File CI-6810 and NPDES No. CA0060232, which will assure that the reports, are directed to the appropriate file and staff.

We are sending the paper copy of the Permit to the Discharger only. For those on the mailing list or other interested parties who would like access to a copy of the Permit, please go to the Regional Water Board's website at:

http://www.waterboards.ca.gov/losangeles/board_decisions/adopted_orders/by_permits_tools.shtml.

If you have any questions, please contact Rosario Aston at (213) 576-6653 or Rosario.Aton@waterboards.ca.gov.

Sincerely,



Cassandra D. Owens, Chief
Industrial Permitting Unit

Enclosures: Order No. R4-2014-0189-A01 - Waste Discharge Requirements
Attachment E - Monitoring and Reporting Program (MRP No. CI-6810)
Attachment F - Fact Sheet

cc: **(VIA Email Only)**

Ms. Robyn Stuber, Environmental Protection Agency, Region 9, Permits Branch (WTR-5)
Ms. Becky Mitschele, Environmental Protection Agency, Region 9
Mr. Kenneth Wong, U.S. Army Corps of Engineers
Mr. Bryant Chesney, NOAA, National Marine Fisheries Service
Mr. Jeff Phillips, Department of Interior, U.S. Fish and Wildlife Service
Mr. William Paznokas, Department of Fish and Wildlife, Region 5
NPDES Wastewater Unit, State water Resources Control Board, Division of Water Quality
Mr. Kurt Souza, State Water Resource Control Board (SWRCB), Drinking Water Division
Ms. Teresa Henry, California Coastal Commission, South Coast Region
Mr. Theodore Johnson, Water Replenishment District of Southern California
Mr. Tommy Smith, Los Angeles County, Department of Public Works
Mr. Angelo Bellomo, Los Angeles County, Department of Public Health
Ms. Sarah Sikich, Heal the Bay
Mr. Steven Johnson, Heal the Bay
Mr. Bruce Reznik, Los Angeles WaterKeeper
Ms. Becky Hayat, Natural Resources Defense Council
Ms. Joan Matthews, Natural Resources Defense Council
Ms. Sarah Torres, PG Environmental
Mr. James Ashby, PG Environmental
Mr. Justin King, Parsons

CALIFORNIA REGIONAL WATER QUALITY CONTROL BOARD

LOS ANGELES REGION

320 W. 4th Street, Suite 200, Los Angeles, California 90013
Phone (213) 576-6600 • Fax (213) 576-6640
<http://www.waterboards.ca.gov/losangeles/>

ORDER NO. R4-2014-0189-A01
NPDES NO. CA0060232

WASTE DISCHARGE REQUIREMENTS FOR THE TESORO LOGISTICS OPERATIONS, LLC TESORO CARSON CRUDE TERMINAL

The following Discharger is subject to waste discharge requirements (WDRs) set forth in this Order:

Table 1. Discharger Information

Discharger	Tesoro Logistics Operations, LLC
Name of Facility	Tesoro Carson Crude Terminal
Facility Address	24696 South Wilmington Avenue
	Carson, CA 90745-6126
	Los Angeles County

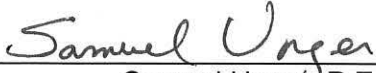
Table 2. Discharge Location

Discharge Point	Effluent Description	Discharge Point Latitude (North)	Discharge Point Longitude (West)	Receiving Water
001	Storm water runoff	33° 48' 11.1" N	118° 15' 14.3" W	Dominguez Channel Estuary

Table 3. Administrative Information

This Order was adopted on:	September 11, 2014
This Order shall become effective on:	November 1, 2014
This Order was amended on:	June 1, 2017
This Amended Order shall become effective on:	August 1, 2017
This Order shall expire on:	October 31, 2019
The Discharger shall file a Report of Waste Discharge as an application for reissuance of WDRs in accordance with title 23, California Code of Regulations, and an application for reissuance of a National Pollutant Discharge Elimination System (NPDES) permit no later than:	180 days prior to the Order expiration date
The U.S. Environmental Protection Agency (USEPA) and the California Regional Water Quality Control Board, Los Angeles Region have classified this discharge as follows:	Minor Discharge

I, Samuel Unger, Executive Officer, do hereby certify that this Order with all attachments is a full, true, and correct copy of the Order adopted by the California Regional Water Quality Control Board, Los Angeles Region, on September 11, 2014, and amended on June 1, 2017.



Samuel Unger, P.E.
Executive Officer

Contents

I. Facility Information 4
II. Findings 4
III. Discharge Prohibitions 4
IV. Effluent Limitations and Discharge Specifications 5
 A. Final Effluent Limitations – Discharge Point No. 001 5
 1. Final Effluent Limitations – Discharge Point No. 001 5
 2. Interim Effluent Limitations 8
 B. Final Sediment Waste Load Allocations – Discharge Point 001 8
V. Receiving Water Limitations 9
 A. Surface Water Limitations 9
 B. Groundwater Limitations 11
VI. Provisions 11
 A. Standard Provisions 11
 B. Monitoring and Reporting Program (MRP) Requirements 13
 C. Special Provisions 14
 1. Reopener Provisions 14
 2. Special Studies, Technical Reports and Additional Monitoring Requirements 14
 3. Best Management Practices and Pollution Prevention 16
 4. Construction, Operation and Maintenance Specifications 17
 5. Other Special Provisions 17
 6. Compliance Schedules 17
VII. Compliance Determination 17

Tables

Table 1. Discharger Information 1
Table 2. Discharge Location 1
Table 3. Administrative Information 1
Table 4. Effluent Limitations 5
Table 5. Final Concentration-Based Sediment Waste Load Allocations - Discharge Point 001 8
Table 6. Interim Sediment Monitoring Thresholds 15

Attachments

Attachment A – Definitions A-1
Attachment B – Map B-1
Attachment C – Flow Schematic C-1
Attachment D – Standard Provisions D-1
Attachment E – Monitoring and Reporting Program (MRP NO. 6810) E-1
Attachment F – Fact Sheet F-1
Attachment G – Storm Water Pollution Prevention Plan Requirements G-1
Attachment H – State Water Board Minimum Levels H-1
Attachment I – List of Priority Pollutants I-1
Attachment J – Reasonable Potential Analyses and Calculations of Effluent Limitations J-1

I. FACILITY INFORMATION

Information describing the Tesoro Carson Crude Terminal (Facility) is summarized in Table 1 and in sections I and II of the Fact Sheet (Attachment F). Section I of the Fact Sheet also includes information regarding the Facility's permit application.

II. FINDINGS

The California Regional Water Quality Control Board, Los Angeles Region (Regional Water Board), finds:

- A. Legal Authorities.** This Order serves as WDRs pursuant to article 4, chapter 4, division 7 of the California Water Code (commencing with section 13260). This Order is also issued pursuant to Section 402 of the federal Clean Water Act (CWA) and implementing regulations adopted by the USEPA and chapter 5.5, division 7 of the Water Code (commencing with section 13370). It shall serve as an NPDES permit for point source discharges from this facility to surface waters.
- B. Background and Rationale for Requirements.** The Regional Water Board developed the requirements in this Order based on information submitted as part of the application, through monitoring and reporting programs, and other available information. The Fact Sheet (Attachment F), which contains background information and rationale for the requirements in this Order, is hereby incorporated into and constitutes Findings for this Order. Attachments A through E and G through J are also incorporated into this Order.
- C. Notification of Interested Parties.** The Regional Water Board has notified the Discharger and interested agencies and persons of its intent to prescribe WDRs for the discharge and has provided them with an opportunity to submit their written comments and recommendations. Details of the notification are provided in the Fact Sheet.
- D. Consideration of Public Comment.** The Regional Water Board, in a public meeting, heard and considered all comments pertaining to the discharge. Details of the Public Hearing are provided in the Fact Sheet.

THEREFORE, IT IS HEREBY ORDERED that this Order supersedes Order No. R4-2008-0202 except for enforcement purposes, and, in order to meet the provisions contained in division 7 of the Water Code (commencing with section 13000) and regulations adopted thereunder, and the provisions of the CWA and regulations and guidelines adopted thereunder, the Discharger is authorized to discharge from the identified facility and outfall into waters of the United States and shall comply with the requirements in this Order. This action in no way prevents the Regional Water Board from taking enforcement action for past violations of the previous Order.

III. DISCHARGE PROHIBITIONS

- A.** Wastes discharged shall be limited to a maximum of 0.500 million gallons per day (MGD) of storm water runoff from the tank farm area and adjacent land located at the northern side of the outer pond retained in either the inner or outer pond for sedimentation. The discharge of wastes from accidental spills or other sources is prohibited.
- B.** Discharges of water, materials, thermal wastes, elevated temperature wastes, toxic wastes, deleterious substances, or wastes other than those authorized by this Order, to a storm drain system, Dominguez Channel Estuary, or other waters of the State, are prohibited.

- C. Neither the treatment nor the discharge of pollutants shall create pollution, contamination, or create a nuisance as defined by Section 13050 of the Water Code.
- D. Wastes discharged shall not contain any substances in concentrations toxic to human, animal, plant, or aquatic life.
- E. The discharge shall not cause a violation of any applicable water quality standards for receiving waters adopted by the Regional Water Board or the State Water Resources Control Board as required by the Federal CWA and regulations adopted thereunder. If more stringent applicable water quality standards are promulgated or approved pursuant to Section 303 of the Federal CWA, and amendments thereto, the Regional Water Board will revise and modify this Order in accordance with such more stringent standards.
- F. The discharge of any radiological, chemical, or biological warfare agent or high level radiological waste is prohibited.
- G. Any discharge of wastes at any point(s) other than specifically described in this Order is prohibited, and constitutes a violation of the Order.

IV. EFFLUENT LIMITATIONS AND DISCHARGE SPECIFICATIONS

A. Final Effluent Limitations – Discharge Point No. 001

1. Final Effluent Limitations – Discharge Point No. 001

- a. The Discharger shall maintain compliance with the following effluent limitations at Discharge Point No. 001, with compliance measured at Monitoring Location EFF-001 as described in the Monitoring and Reporting Program, Attachment E:

Table 4. Effluent Limitations

Parameter	Units	Effluent Limitations			Performance Goals
		Maximum Daily	Instantaneous Minimum	Instantaneous Maximum	Maximum Daily
Conventional Pollutants					
Biochemical Oxygen Demand 5-day @ 20°C (BOD)	mg/L	30	--	--	--
	lbs/day ¹	125	--	--	--
Oil and Grease	mg/L	15	--	--	--
	lbs/day ¹	63	--	--	--
pH	s.u.	--	6.5	8.5	--
Total Suspended Solids (TSS) ^{4,5}	mg/L	75	--	--	--
	lbs/day ¹	313	--	--	--
Non-conventional Pollutants					
Phenolics, Total	mg/L	1.0	--	--	--
	lbs/day ¹	4.2	--	--	--
Sulfides	mg/L	1.0	--	--	--
	lbs/day ¹	4.2	--	--	--
Temperature	°F	--	--	86	--
Ammonia ²	mg/L	0.233	--	--	--
Turbidity	NTU	75	--	--	--

Parameter	Units	Effluent Limitations			Performance Goals
		Maximum Daily	Instantaneous Minimum	Instantaneous Maximum	Maximum Daily
Priority Pollutants					
Copper, Total Recoverable ^{3,4}	µg/L	6.14	--	--	--
	lbs/day ¹	0.0256	--	--	--
Lead, Total Recoverable ^{3,4}	µg/L	14.0	--	--	--
	lbs/day ¹	0.0584	--	--	--
Selenium, Total Recoverable	µg/L	117	--	--	--
	lbs/day ¹	0.49	--	--	--
Zinc, Total Recoverable ^{3,4}	µg/L	141	--	--	--
	lbs/day ¹	0.588	--	--	--
4,4'-DDT ^{3,4,8}	µg/L	0.0012	--	--	--
	lbs/day ¹	5.0 x 10 ⁻⁶	--	--	--
Chlordane ^{3,5,8}	µg/L	0.0012	--	--	--
	lbs/day ¹	5.0 x 10 ⁻⁶	--	--	--
Dieldrin ^{3,5,8}	µg/L	0.00028	--	--	--
	lbs/day ¹	1.2 x 10 ⁻⁶	--	--	--
PCBs, Total ^{3,4,6,8}	µg/L	0.00034	--	--	--
	lbs/day ¹	1.4 x 10 ⁻⁶	--	--	--
Cadmium, Total Recoverable ^{5,8}	µg/L	--	--	--	15 ⁹
TCDD-Equivalents ¹⁰	µg/L	2.8 x 10 ⁻⁸	--	--	--
	lbs/day ¹	1.2 x 10 ⁻¹⁰	--	--	--
PAHs					
Benzo(a)anthracene ^{3,4,7,8}	µg/L	0.098	--	--	--
	lbs/day ¹	0.00041	--	--	--
Benzo(a)pyrene ^{3,4,7,8}	µg/L	0.098	--	--	--
	lbs/day ¹	0.00041	--	--	--
Chrysene ^{3,4,7,8}	µg/L	0.098	--	--	--
	lbs/day ¹	0.00041	--	--	--
Pyrene ^{3,4,7,8}	µg/L	22,068	--	--	--
	lbs/day ¹	92	--	--	--

- ¹ The mass limitations are based on a maximum flow of 0.500 MGD and is calculated as follows:
 Flow (MGD) x Concentration (mg/L) x 8.34 (conversion factor) = lbs/day.
- ² The daily maximum concentration of un-ionized ammonia shall not exceed 0.233 mg/L. The un-ionized ammonia concentration must be converted to total ammonia using the implementation procedure in the Basin Plan Amendment – Salt Water Ammonia Objectives for Inland Surface Waters (Regional Water Board Resolution No. 2004-022).
- ³ The effluent limitations are based on the wasteload allocations (WLAs) in the *Total Maximum Daily Load for Toxic Pollutants in Dominguez Channel and Greater Los Angeles and Long Beach Harbor Water* (Harbor Toxics TMDL), Regional Water Board Resolution No. R11-008, and calculated using the CTR-SIP procedures.
- ⁴ During each reporting period, if effluent monitoring results exceed both a TSS effluent limit and a CTR TMDL-based effluent limit for copper, lead, zinc, 4,4'-DDT, total PCBs, or PAHs (i.e., benzo(a)anthracene, benzo(a)pyrene, chrysene, or pyrene) as specified in Table 4 of this Order, then the Discharger has not demonstrated compliance with the interim sediment allocations (Monitoring Thresholds, **Table 6, page 15**, of this Order) specified by the Harbor Toxics TMDL, Resolution No. R11-008 (page 11, Item 3) and the Discharger is required to implement the effluent sediment monitoring program for that priority pollutant. The Discharger shall begin the effluent sediment monitoring program during the first discharge event following the effluent

exceedance. An effluent sediment monitoring result at or below the interim sediment allocations (Monitoring Thresholds) in **Tables 6, page 15** of this Order, demonstrates compliance with the interim sediment allocation and additional effluent sediment monitoring for those pollutants is not required. An effluent sediment monitoring result that exceeds the interim sediment allocation requires additional effluent sediment monitoring during discharge but not more frequently than once per year until the three-year average concentration for effluent sediment monitoring results is at or below the interim sediment allocation.

- 5 During each reporting period, if effluent monitoring results exceed both a TSS effluent limit and a CTR TMDL-based effluent limit or performance goal for cadmium, chlordane, or dieldrin as specified in Table 4 of this Order, then the Discharger has not demonstrated compliance with the final concentration-based sediment WLAs (**Table 5, page 8** of this Order) specified by the Harbor Toxics TMDL, Resolution No. R11-008 (page 17 for cadmium, and page 21 for chlordane and dieldrin) and the Discharger is required to implement the effluent sediment monitoring program for that priority pollutant. The Discharger shall begin the effluent sediment monitoring program during the first discharge event following the effluent exceedance. An effluent sediment monitoring result at or below the final concentration-based sediment allocations in **Tables 5, page 8** of this Order, demonstrates compliance with the final concentration-based sediment WLAs and additional effluent sediment monitoring for those pollutants is not required. An effluent sediment monitoring result that is above the final concentration-based sediment WLAs for cadmium, chlordane, or dieldrin constitutes an exceedance of the final concentration-based sediment WLAs. Annual effluent sediment monitoring is required for the pollutant(s) until the data demonstrates compliance.
- 6 Total PCBs (polychlorinated biphenyls) means the sum of chlorinated biphenyls whose analytical characteristics resemble those of Aroclor-1016, Aroclor-1221, Aroclor-1232, Aroclor-1242, Aroclor-1248, Aroclor-1254, and Aroclor-1260.
- 7 CTR human health criteria were not established for total PAHs. Therefore, the effluent limits are based on the CTR human health criteria for the individual PAHs; benzo(a)anthracene, benzo(a)pyrene, and chrysene of 0.049 µg/L. The CTR criterion for pyrene of 11,000 µg/L is assigned as an individual WLA to pyrene. The effluent limitations are calculated based on SIP procedures.
- 8 Samples analyzed must be unfiltered samples.
- 9 Based on CTR criteria calculated using SIP procedures. This performance goal is not an enforceable effluent limitation. Rather, it acts as a trigger to determine when sediment monitoring is required for this compound (see footnote 5).
- 10 TCDD equivalents shall be calculated using the following formula, where the toxicity equivalency factors (TEFs) are as provided in the table below. The Discharger shall report all measured values of individual congeners, including data qualifiers. When calculating TCDD equivalents, the Discharger shall set congener concentrations below the minimum levels to zero.

$$\text{Dioxin-TEQ (TCDD equivalents)} = \sum(C_x \times \text{TEF}_x)$$

where:

C_x = concentration of dioxin or furan congener x

TEF_x = TEF for congener x

Toxicity Equivalency Factors

Congeners	Toxicity Equivalence Factor (TEF)
2,3,7,8 - tetra CDD	1.0
1,2,3,7,8 - penta CDD	1.0
1,2,3,4,7,8 - hexa CDD	0.1
1,2,3,6,7,8 - hexa CDD	0.1
1,2,3,7,8,9 - hexa CDD	0.1
1,2,3,4,6,7,8 - hepta CDD	0.01
Octa CDD	0.0001
2,3,7,8 - tetra CDF	0.1
1,2,3,7,8 - penta CDF	0.05
2,3,4,7,8 - penta CDF	0.5
1,2,3,4,7,8 - hexa CDF	0.1
1,2,3,6,7,8 - hexa CDF	0.1

Congeners	Toxicity Equivalence Factor (TEF)
1,2,3,7,8,9 - hexa CDF	0.1
2,3,4,6,7,8 - hexa CDF	0.1
1,2,3,4,6,7,8 - hepta CDFs	0.01
1,2,3,4,7,8,9 - hepta CDFs	0.01
Octa CDF	0.0001

b. Bacteria Limitations Requirements. Bacteria limits are established for both geometric means and single samples. The Basin Plan includes an implementation provision for geometric means: “The geometric mean values should be calculated based on a statistically sufficient number of samples (generally not less than 5 samples equally spaced over a 30-day period).”

i. Rolling 30-day Geometric Mean Limits

- 1) Total coliform density shall not exceed 1,000/100 ml.
- 2) Fecal coliform density shall not exceed 200/100 ml.
- 3) Enterococcus density shall not exceed 35/100 ml.

ii. Single Sample Maximum (SSM)

- 1) Total coliform density shall not exceed 10,000/100 ml.
- 2) Fecal coliform density shall not exceed 400/100 ml.
- 3) Enterococcus density shall not exceed 104/100 ml.
- 4) Total coliform density shall not exceed 1,000/100 ml, if the ratio of fecal-to-total coliform exceeds 0.1.

2. Interim Effluent Limitations

Not applicable

B. Final Sediment Waste Load Allocations – Discharge Point 001

The following concentration-based sediment waste load allocations (WLAs) for cadmium and bioaccumulative compounds (chlordane and dieldrin) are associated with the Dominguez Channel Estuary in the Harbor Toxics TMDL (Resolution No. R11-008). These WLAs are applicable to Discharge Point 001.

Table 5. Final Concentration-Based Sediment Waste Load Allocations - Discharge Point 001

Pollutant	Sediment, Final Concentration-Based Waste Load Allocations	Units
Cadmium, Total Recoverable	1.2	mg/kg dry sediment
Chlordane	0.5	µg/kg dry sediment
Dieldrin	0.02	µg/kg dry sediment

As indicated in Footnote 5 of Table 4 in this Order, compliance with the TSS effluent limitations and the CTR TMDL-based effluent limitations or performance goals for cadmium, chlordane, or dieldrin demonstrates compliance with the final concentration-based sediment WLAs and the Discharger is not required to implement effluent sediment monitoring for that constituent.

Otherwise, the Discharger shall demonstrate compliance with the final concentration-based sediment WLAs as described below.

Compliance with the final concentration-based sediment WLAs for **cadmium** may be demonstrated via one of three means:

1. Final sediment allocation of cadmium (1.2 mg/kg) is met in the effluent. The Discharger may collect sufficient effluent sample to provide an adequate amount of effluent sediments (suspended solids) for sediment analyses. The cadmium analytical result of the effluent sediment can be used for the direct comparison with sediment allocation of cadmium.
2. The qualitative sediment condition of **Unimpacted** or **Likely Unimpacted** via the interpretation and integration of multiple lines of evidence as defined in the Sediment Quality Plan is met.
3. Sediment numeric target of 1.2 mg/kg is met in bed sediments over a 3-year averaging period.

Compliance with the final concentration-based sediment WLAs for **chlordan**e and **dieldrin** may be demonstrated via one of four means:

1. Fish tissue targets of 5.6 µg/kg wet fish tissue for chlordan and 0.46 µg/kg wet fish tissue for dieldrin are met in species resident to the TMDL waterbodies. (A site-special study to determine resident species shall be submitted to the Executive Officer for approval.)
2. Final sediment allocations of chlordan (0.5 µg/kg) and dieldrin (0.02 µg/kg) are met in the effluent. The Discharger may collect sufficient effluent sample to provide an adequate amount of effluent sediments (suspended solids) for sediment analyses. The chlordan and dieldrin analytical results of the effluent sediment can be used for the direct comparison with sediment allocation of chlordan and dieldrin.
3. Sediment numeric target of chlordan (0.5 µg/kg) and dieldrin (0.02 µg/kg) are met in bed sediments over a 3-year averaging period.
4. Demonstrate that the sediment quality condition protective of fish tissue is achieved per the Statewide Enclosed Bays and Estuaries Plan, as amended to address contaminants in resident finfish and wildlife.

V. RECEIVING WATER LIMITATIONS

A. Surface Water Limitations

The discharge shall not cause the following in Dominguez Channel Estuary:

1. The normal ambient pH to fall below 6.5 nor exceed 8.5 units nor vary from normal ambient pH levels by more than 0.2 units
2. Surface water temperature to rise greater than 5°F above the natural temperature of the receiving waters at any time or place. At no time shall the temperature be raised above 80°F as a result of waste discharged.
3. Water Contact Standards

In marine water designated for water contact recreation (REC-1), the waste discharged shall not cause the following bacterial standards to be exceeded in the receiving water.

- a. Rolling 30-day Geometric Mean Limits
 - i. Total coliform density shall not exceed 1,000/100 ml.

- ii. Fecal coliform density shall not exceed 200/100 ml.
 - iii. Enterococcus density shall not exceed 35/100 ml.
 - b. Single Sample Maximum (SSM)
 - i. Total coliform density shall not exceed 10,000/100 ml.
 - ii. Fecal coliform density shall not exceed 400/100 ml.
 - iii. Enterococcus density shall not exceed 104/100 ml.
 - iv. Total coliform density shall not exceed 1,000/100 ml, if the ratio of fecal-to-total coliform exceeds 0.1.
- 4. Depress the concentration of dissolved oxygen below 5.0 mg/L anytime, and the median dissolved oxygen concentration for any three consecutive months shall not be less than 80 percent of the dissolved oxygen content at saturation.
- 5. Exceed total ammonia (as N) concentrations specified in the Regional Water Board Resolution No. 2004-022. Resolution No. 2004-022 revised the ammonia water quality objectives for inland surface waters not characteristic of freshwater in the 1994 Basin Plan, to be consistent with USEPA's *"Ambient Water Quality Criteria for Ammonia (Saltwater) - 1989."*
- 6. The presence of visible, floating, suspended or deposited macroscopic particulate matter or foam.
- 7. Oils, greases, waxes, or other materials in concentrations that result in a visible film or coating on the surface of the receiving water or on objects in the water.
- 8. Suspended or settleable materials, chemical substances or pesticides in amounts that cause nuisance or adversely affect any designated beneficial use.
- 9. Toxic or other deleterious substances in concentrations or quantities which cause deleterious effects on aquatic biota, wildlife, or waterfowl or render any of these unfit for human consumption either at levels created in the receiving waters or as a result of biological concentration.
- 10. Accumulation of bottom deposits or aquatic growths.
- 11. Biostimulatory substances at concentrations that promote aquatic growth to the extent that such growth causes nuisance or adversely affects beneficial uses.
- 12. The presence of substances that result in increases of BOD that adversely affect beneficial uses.
- 13. Taste or odor-producing substances in concentrations that alter the natural taste, odor, and/or color of fish, shellfish, or other edible aquatic resources; cause nuisance; or adversely affect beneficial uses.
- 14. Alteration of turbidity, or apparent color beyond present natural background levels.
- 15. Damage, discolor, nor cause formation of sludge deposits on flood control structures or facilities nor overload the design capacity.
- 16. Degrade surface water communities and populations including vertebrate, invertebrate, and plant species

17. Problems associated with breeding of mosquitoes, gnats, black flies, midges, or other pests.
18. Create nuisance, or adversely affect beneficial uses of the receiving water.
19. Violation of any applicable water quality standards for receiving waters adopted by the Regional Water Board or State Water Resources Control Board (State Water Board). If more stringent applicable water quality standards are promulgated or approved pursuant to Section 303 of the CWA, or amendments thereto, the Regional Water Board will revise or modify this Order in accordance with such standards.

B. Groundwater Limitations

Not Applicable

VI. PROVISIONS

A. Standard Provisions

1. The Discharger shall comply with all Standard Provisions included in Attachment D.
2. The Discharger shall comply with the following provisions. In the event that there is any conflict, duplication, or overlap between provisions specified by this Order, the more stringent provision shall apply:
 - a. This Order may be modified, revoked, reissued, or terminated in accordance with the provisions of sections 122.44, 122.62, 122.63, 122.64, 125.62 and 125.64. Causes for taking such actions include, but are not limited to: failure to comply with any condition of this Order; endangerment to human health or the environment resulting from the permitted activity; or acquisition of newly-obtained information which would have justified the application of different conditions if known at the time of Order adoption. The filing of a request by the Discharger for an Order modification, revocation, and issuance or termination, or a notification of planned changes or anticipated noncompliance does not stay any condition of this Order.
 - b. The Discharger must comply with the lawful requirements of municipalities, counties, drainage districts, and other local agencies regarding discharges of storm water to storm drain systems or other water courses under their jurisdiction; including applicable requirements in the municipal storm water management program developed to comply with NPDES permits issued by the Regional Water Board to local agencies.
 - c. Discharges of wastes to any point other than specifically described in this Order and permit is prohibited and constitutes a violation thereof.
 - d. The Discharger shall comply with all applicable effluent limitations, national standards of performance, toxic effluent standards, and all federal regulations established pursuant to sections 301, 302, 303(d), 304, 306, 307, 316, 318, 405, and 423 of the Federal CWA and amendments thereto. These requirements, as they are met, will maintain and protect the beneficial uses of the Dominguez Channel Estuary.
 - e. These requirements do not exempt the operator of the waste disposal facility from compliance with any other laws, regulations, or ordinances which may be applicable; they do not legalize this waste disposal facility, and they leave unaffected any further

restraints on the disposal of wastes at this site which may be contained in other statutes or required by other agencies.

- f.** Oil or oily material, chemicals, refuse, or other waste materials shall not be stored or deposited in areas where they may be picked up by rainfall and carried off of the property and/or discharged to surface waters. Any such spill of such materials shall be contained and removed immediately.
- g.** A copy of these waste discharge specifications shall be maintained at the discharge facility so as to be available at all times to operating personnel.
- h.** After notice and opportunity for a hearing, this Order may be terminated or modified for cause, including, but not limited to:
 - i.** Violation of any term or condition contained in this Order;
 - ii.** Obtaining this Order by misrepresentation, or failure to disclose all relevant facts;
 - iii.** A change in any condition that requires either a temporary or permanent reduction or elimination of the authorized discharge.
- i.** If there is any storage of hazardous or toxic materials or hydrocarbons at this facility and if the facility is not manned at all times, a 24 hour emergency response telephone number shall be prominently posted where it can easily be read from the outside.
- j.** The Discharger shall notify the Regional Water Board not later than 120 days in advance of implementation of any plans to alter production capacity of the product line of the manufacturing, producing or processing facility by more than ten percent. Such notification shall include estimates of proposed production rate, the type of process, and projected effects on effluent quality. Notification shall include submittal of a new report of waste discharge and appropriate filing fee.
- k.** The Discharger shall file with the Regional Water Board a report of waste discharge at least 120 days before making any material change or proposed change in the character, location or volume of the discharge.
- l.** All existing manufacturing, commercial, mining, and silvicultural dischargers must notify the Regional Water Board as soon as they know or have reason to believe that they have begun or expect to begin to use or manufacture intermediate or final product or byproduct of any toxic pollutant that was not reported on their application.
- m.** In the event of any change in name, ownership, or control of these waste disposal facilities, the discharger shall notify this Regional Water Board of such change and shall notify the succeeding owner or operator of the existence of this Order by letter, a copy of which shall be forwarded to the Regional Water Board.
- n.** The Water Code provides that any person who violates a waste discharge requirement or a provision of the Water Code is subject to civil penalties of up to \$5,000 per day, \$10,000 per day, or \$25,000 per day of violation, or when the violation involves the discharge of pollutants, is subject to civil penalties of up to \$10 per gallon per day or \$25 per gallon per day of violation; or some combination thereof, depending on the violation, or upon the combination of violations.
- o.** Violation of any of the provisions of the NPDES program or of any of the provisions of this Order may subject the violator to any of the penalties described herein, or any combination thereof, at the discretion of the prosecuting authority; except that only one kind of penalty may be applied for each kind of violation.

- p. The discharge of any product registered under the Federal Insecticide, Fungicide, and Rodenticide Act to any waste stream which may ultimately be released to waters of the United States, is prohibited unless specifically authorized elsewhere in this permit or another NPDES permit. This requirement is not applicable to products used for lawn and agricultural purposes.
- q. The discharge of any waste resulting from the combustion of toxic or hazardous wastes to any waste stream that ultimately discharges to waters of the United States is prohibited, unless specifically authorized elsewhere in this permit.
- r. The Discharger shall notify the Executive Officer in writing no later than 6 months prior to the planned discharge of any chemical, other than the products previously reported to the Executive Officer, which may be toxic to aquatic life. Such notification shall include:
 - i. Name and general composition of the chemical,
 - ii. Frequency of use,
 - iii. Quantities to be used,
 - iv. Proposed discharge concentrations, and
 - v. USEPA registration number, if applicable.
- s. Failure to comply with provisions or requirements of this Order, or violation of other applicable laws or regulations governing discharges from this facility, may subject the Discharger to administrative or civil liabilities, criminal penalties, and/or other enforcement remedies to ensure compliance. Additionally, certain violations may subject the Discharger to civil or criminal enforcement from appropriate local, state, or federal law enforcement entities.
- t. In the event the Discharger does not comply or will be unable to comply for any reason, with any prohibition, Average Monthly Effluent Limitation (AMEL), Maximum Daily Effluent Limitation (MDEL), instantaneous, or receiving water limitation of this Order, the Discharger shall notify the Regional Water Board by telephone (213) 576-6600 within 24 hours of having knowledge of such noncompliance, and shall confirm this notification in writing within five days, unless the Regional Water Board waives confirmation. The written notification shall state the nature, time, duration, and cause of noncompliance, and shall describe the measures being taken to remedy the current noncompliance and, prevent recurrence including, where applicable, a schedule of implementation. Other noncompliance requires written notification as above at the time of the normal monitoring report.
- u. Prior to making any change in the point of discharge, place of use, or purpose of use of treated wastewater that results in a decrease of flow in any portion of a watercourse, the Discharger must file a petition with the State Water Board, Division of Water Rights, and receive approval for such a change. (Water Code section 1211.)

B. Monitoring and Reporting Program (MRP) Requirements

The Discharger shall comply with the MRP, and future revisions thereto, in Attachment E of this Order.

C. Special Provisions

1. Reopener Provisions

- a. This Order may be reopened for modification, or revocation and reissuance, as a result of the detection of a reportable priority pollutant generated by special conditions included in this Order. These special conditions may be, but are not limited to, fish tissue sampling, whole effluent toxicity, monitoring requirements on internal waste stream(s), and monitoring for surrogate parameters. Additional requirements may be included in this Order as a result of the special condition monitoring data.
- b. If more stringent applicable water quality standards are promulgated or approved pursuant to Section 303 of the Federal CWA, and amendments thereto, the Regional Water Board will revise and modify this Order in accordance with such more stringent standards.
- c. This Order may be reopened to include effluent limitations for toxic constituents determined to be present in significant amounts in the discharge through a more comprehensive monitoring program included as part of this Order and based on the results of the RPA.
- d. This Order may be reopened and modified, in accordance with the provisions set forth in 40 C.F.R. Parts 122 and 124, to include requirements for the implementation of the watershed management approach or to include new MLs.
- e. This Order may be reopened and modified to revise effluent limitations as a result of future Basin Plan Amendments, such as an update of an objective or the adoption of a TMDL for the Dominguez Channel Estuary.
- f. This Order may be reopened upon submission by the Discharger of adequate information, as determined by the Regional Water Board, to provide for dilution credits or a mixing zone, as may be appropriate.
- g. This Order may also be reopened and modified, revoked, and reissued or terminated in accordance with the provisions of 40 C.F.R. sections 122.44, 122.62 to 122.64, 125.62, and 125.64. Causes for taking such actions include, but are not limited to, failure to comply with any condition of this Order and permit, and endangerment to human health or the environment resulting from the permitted activity.

2. Special Studies, Technical Reports and Additional Monitoring Requirements

- a. **Initial Investigation Toxicity Reduction Evaluation (TRE) Workplan.** The Discharger shall submit to the Regional Water Board an Initial Investigation TRE workplan (1-2 pages) within **90 days** of the effective date of this Order. This plan shall describe the steps the Discharger intends to follow in the event that toxicity is detected. See section V of the Monitoring and Reporting Program (Attachment E) for an overview of accelerated monitoring and TRE requirements.
- b. **Monitoring Thresholds Based on Sediment Interim Concentration-based Allocations in the Harbor Toxics TMDL for Sediment Monitoring of Effluent.**

The monitoring thresholds in Table 6 of this Order are based on the Harbor Toxics TMDL's interim sediment allocations (Dominguez Channel Estuary) for copper, lead, zinc, DDT, PAHs, and PCBs. Compliance with these thresholds shall be demonstrated in accordance with Footnote 4 to Table 4 (Pages 6 and 7) of this Order. Regardless of these monitoring thresholds, the Discharger shall ensure that effluent concentrations and mass discharges do not exceed levels that can be attained by

performance of the Facility’s treatment technologies existing at the time of permit issuance, reissuance, or modification.

Table 6. Interim Sediment Monitoring Thresholds

Pollutant	Sediment Allocations (mg/kg sediment)
Copper	220.0
Lead	510.0
Zinc	789.0
4,4'-DDT	1.727
PAHs	31.60
PCBs	1.49

c. Harbor Toxics TMDL Water Column, Sediment, and Fish Tissue Monitoring for Dominguez Channel, Torrance Lateral, and Dominguez Channel Estuary Compliance Monitoring Program.

As defined in the Harbor Toxics TMDL, the Discharger is a “responsible party” because it is an “Individual Industrial Permittee”. As such, either individually or with a collaborating group, the Discharger shall develop a monitoring and reporting plan (Monitoring Plan) and quality assurance project plan (QAPP) for the water column, sediment and fish tissue in the Dominguez Channel, Torrance Lateral, and Dominguez Channel Estuary. These plans shall follow the “TMDL Element-Monitoring Plan” provisions in Attachment A to Resolution No. 11-008. The TMDL requires that the Monitoring Plan and QAPP shall be submitted 20 months after the effective date (March 23, 2012) of the TMDL for public review and subsequent Executive Officer approval. Since the effective date of this Order exceeds the deadline for the Monitoring Plan and QAPP, the Discharger shall join a group already formed or develop a site specific monitoring plan. If the Discharger decides to join a group already formed, the Discharge shall notify the Regional Water Board **within 90 days** of the effective date of the Order, providing documentation of acceptance and/or expected activities from the collaborative group. If the Discharger decides to develop a site specific Monitoring Plan with a QAPP, the Discharger shall notify the Regional Water Board within 90 days of the effective date of the Order and submit them to the Regional Water Board within **12 months** of the effective date of the Order for public comment and the Regional Water Board approval. The Discharger shall begin monitoring 6 months after the Monitoring Plan and QAPP are approved by the Executive Officer, unless otherwise directed by the Executive Officer. The compliance monitoring program shall include water column, sediment, and fish tissue monitoring. The Discharger shall submit the annual monitoring report to the Regional Water Board by the specified date in the proposed Monitoring Plan. The annual monitoring report shall indicate compliance and non-compliance with waste load and/or load allocations.

The Compliance Monitoring Program shall include:

- i. Water Column Monitoring.** Water and total suspended solids samples shall be collected at the outlet of the storm drains discharging to the estuary. Water column and total suspended solids samples shall be collected three times per year, during two wet weather events and one dry weather event. The first large storm event of the season shall be included as one of the wet weather monitoring events. Water samples and total suspended solid samples shall be analyzed for

a suite of compounds including, at a minimum, lead, zinc, copper, DDT, PCBs, benzo[a]anthracene, benzo[a]pyrene, chrysene, phenanthrene, and pyrene. Sampling shall be designed to collect sufficient volumes of suspended solids to allow for analysis of the pollutants in the bulk sediment.

In addition, temperature, dissolved oxygen, pH, and electrical conductivity, and receiving water flow shall be monitored during each sampling event.

- ii. **Sediment Monitoring.** Sediment samples shall be collected in the Dominguez Channel Estuary.
 - 1) If compliance will be determined based on achieving sediment quality targets, sediment chemistry samples shall be collected every two years for analysis of general sediment quality constituents and the full chemical suite as specified in the *Water Quality Control Plan for Enclosed Bays and Estuaries, Part 1* (SQO Part 1). In addition, benthic community effects shall be assessed in the Dominguez Channel Estuary.
 - 2) If compliance will be determined based on the SQO compliance method, sediment chemistry samples shall also be collected every 5 years (in addition to, and in between, the sediment triad sampling events as described below), beginning after the first sediment triad event, to evaluate trends in general sediment quality constituents and listed constituents relative to sediment quality targets. Chemistry data without accompanying sediment triad data shall be used to assess sediment chemistry trends and shall not be used to determine compliance.

Sediment quality objective evaluation as detailed in the SQO Part 1 (sediment triad sampling) shall be performed every 5 years in coordination with the Biological Baseline and Bight regional monitoring programs, if possible. Sampling and analysis for the full chemical suite, two toxicity tests and four benthic indices as specified in the SQO Part 1 is observed, results shall be highlighted in annual reports and further analysis and evaluation to determine causes and remedies shall be required in accordance with the Executive Officer approved Monitoring Plan. Locations for sediment triad assessment and the methodology for combining results from sampling locations to determine sediment conditions shall be specified in the Monitoring Plan. The sampling design shall be in compliance with Section VII.E of SQO Part 1.

- iii. **Fish Tissue Monitoring.** Fish tissue samples shall be collected every two years from the Dominguez Channel Estuary and analyzed for chlordane, dieldrin, toxaphene, DDT, and PCBs. The target species in the Dominguez Channel Estuary shall be selected based on residency, local abundance and fish size at the time of field collection. Tissues analyzed shall be based on the most common preparation for the selected fish species.

3. **Best Management Practices and Pollution Prevention**

- a. The Discharger shall submit **within 90 days** of the effective date of this Order:
 - i. An updated Storm Water Pollution Prevention Plan (SWPPP) that describes site-specific management practices for minimizing contamination of storm water runoff and for preventing contaminated storm water runoff from being discharged directly to waters of the State. The SWPPP shall be developed in accordance with the requirements in Attachment G.

- ii. Updated Best Management Practices Plan (BMPP) that will be implemented to reduce the discharge of pollutants to the receiving water. The BMPP shall include site-specific plans and procedures implemented and/or to be implemented to prevent hazardous waste/material from being discharged to waters of the State. Further, the Discharger shall ensure that the storm water discharges from the Facility would neither cause, nor contribute to the exceedance of water quality standards and objectives, nor create conditions of nuisance in the receiving water, and that unauthorized discharges (i.e., spills) to the receiving water have been effectively prohibited. In particular, a risk assessment of each area identified by the Discharger shall be performed to determine the potential for hazardous or toxic waste/material discharge to surface waters. The BMPP shall be developed in accordance with requirements in Attachment G.
- iii. A Spill Contingency Plan (SCP) that shall include a technical report on the preventive (failsafe) and contingency (cleanup) plans for controlling accidental discharges, and for minimizing the effect of such events at the site. The SCP may be substituted with an updated version the Discharger's existing Spill Prevention Control and Countermeasure Plan.

Each plan shall cover all areas of the Facility and shall include an updated drainage map for the Facility. The Discharger shall identify on a map of appropriate scale the areas that contribute runoff to the permitted discharge point; describe the activities in each area and the potential for contamination of storm water runoff and the discharge of hazardous waste/material; and address the feasibility of containment and/or treatment of storm water. The plans shall be reviewed annually and at the same time. Updated information shall be submitted **within 30 days** of revision.

The Discharger shall implement the SWPPP, BMPP, and SCP (or SPCC) within **10 days** of the approval by the Executive Officer or **no later than 90 days** after submission to the Regional Water Board, whichever comes first. The plans shall be reviewed annually and at the same time. Updated information shall be submitted to the Regional Water Board within 30 days of revisions.

4. Construction, Operation and Maintenance Specifications

The Discharger shall at all times properly operate and maintain all facilities and systems installed or used to achieve compliance with this order.

5. Other Special Provisions

Not applicable.

6. Compliance Schedules

Not applicable.

VII. COMPLIANCE DETERMINATION

Compliance with the effluent limitations contained in section IV of this Order will be determined as specified below:

A. Single Constituent Effluent Limitation.

If the concentration of the pollutant in the monitoring sample is greater than the effluent limitation and greater than or equal to the reported Minimum Level (see Reporting Requirement I.G. of the MRP), then the Discharger is out of compliance.

B. Effluent Limitations Expressed as a Sum of Several Constituents.

If the sum of the individual pollutant concentrations is greater than the effluent limitation, then the Discharger is out of compliance. In calculating the sum of the concentrations of a group of pollutants, consider constituents reported as ND or DNQ to have concentrations equal to zero, provided that the applicable ML is used.

C. Effluent Limitations Expressed as a Median.

In determining compliance with a median limitation, the analytical results in a set of data will be arranged in order of magnitude (either increasing or decreasing order); and

1. If the number of measurements (n) is odd, then the median will be calculated as $= X_{(n+1)/2}$, or
2. If the number of measurements (n) is even, then the median will be calculated as $= [X_{n/2} + X_{(n/2)+1}]$, i.e. the midpoint between the $n/2$ and $n/2+1$ data points.

D. Mass and Concentration Limitations.

Compliance with mass effluent limitations and concentration effluent limitations for the same parameter shall be determined separately. When the concentration for a parameter in a sample is reported as ND or DNQ, the corresponding mass emission rate determined using that sample concentration shall also be reported as ND or DNQ.

E. Multiple Sample Data.

When determining compliance with an AMEL for priority pollutants and more than one sample result is available, the Discharger shall compute the arithmetic mean unless the data set contains one or more reported determinations of "Detected, but Not Quantified" (DNQ) or "Not Detected" (ND). In those cases, the Discharger shall compute the median in place of the arithmetic mean in accordance with the following procedure:

1. The data set shall be ranked from low to high, ranking the reported ND determinations lowest, DNQ determinations next, followed by quantified values (if any). The order of the individual ND or DNQ determinations is unimportant.
2. The median value of the data set shall be determined. If the data set has an odd number of data points, then the median is the middle value. If the data set has an even number of data points, then the median is the average of the two values around the middle unless one or both of the points are ND or DNQ, in which case the median value shall be the lower of the two data points where DNQ is lower than a value and ND is lower than DNQ.

F. Average Monthly Effluent Limitation (AMEL).

If the average (or when applicable, the median determined by subsection 2 above for multiple sample data) of daily discharges over a calendar month exceeds the AMEL for a given parameter, this will represent a single violation; though the Discharger will be considered out of compliance for each day of that month for that parameter (e.g., resulting in 31 days of non-compliance in a 31-day month). If only a single sample is taken during the calendar month and the analytical result for that sample exceeds the AMEL, the Discharger will be considered out of compliance for that calendar month. For anyone calendar month during which no sample (daily discharge) is taken, no compliance determination can be made for that calendar month.

In determining compliance with the AMEL, the following provisions shall also apply to all constituents:

1. If the analytical result of a single sample, monitored monthly, quarterly, semiannually, or annually, does not exceed the AMEL for that constituent, the Discharger has demonstrated compliance with the AMEL for that month;
2. If the analytical result of a single sample monitored monthly, quarterly, semiannually, or annually, exceeds the AMEL for any constituent, the Discharger shall collect four additional samples at approximately equal intervals during the month. All five analytical results shall be reported in the monitoring report for that month, or 45 days after results for the additional samples were received, whichever is later.

When all sample results are greater than or equal to the reported Minimum Level (see Reporting Requirement I.G. of the MRP), the numerical average of the analytical results of these five samples will be used for compliance determination.

When one or more sample results are reported as "Not-Detected (ND)" or "Detected, but Not Quantified (DNQ)" (see Reporting Requirement I.G. of the MRP), the median value of these four samples shall be used for compliance determination. If one or both of the middle values is NO or DNQ, the median shall be the lower of the two middle values.

3. In the event of noncompliance with an AMEL, the sampling frequency for that constituent shall be increased to weekly and shall continue at this level until compliance with the AMEL has been demonstrated.
4. If only one sample was obtained for the month or more than a monthly period and the result exceeds the AMEL; then the Discharger is in violation of the AMEL.

G. Maximum Daily Effluent Limitations (MDEL).

If a daily discharge exceeds the MDEL for a given parameter, an alleged violation will be flagged and the discharger will be considered out of compliance for that parameter for that 1 day only within the reporting period. For any 1 day during which no sample is taken, no compliance determination can be made for that day.

H. Instantaneous Minimum Effluent Limitation.

If the analytical result of a single grab sample is lower than the instantaneous minimum effluent limitation for a parameter, a violation will be flagged and the discharger will be considered out of compliance for that parameter for that single sample. Non-compliance for each sample will be considered separately (e.g., the results of two grab samples taken within a calendar day that both are lower than the instantaneous minimum effluent limitation would result in two instances of non-compliance with the instantaneous minimum effluent limitation).

I. Instantaneous Maximum Effluent Limitation.

If the analytical result of a single grab sample is higher than the instantaneous maximum effluent limitation for a parameter, a violation will be flagged and the discharger will be considered out of compliance for that parameter for that single sample. Non-compliance for each sample will be considered separately (e.g., the results of two grab samples taken within a calendar day that both exceed the instantaneous maximum effluent limitation would result in two instances of non-compliance with the instantaneous maximum effluent limitation).

J. Median Monthly Effluent Limitation (MMEL)

If the median of daily discharges over a calendar month exceeds the MMEL for a given parameter, an alleged violation will be flagged and the Discharger will be considered out of compliance for each day of that month for that parameter (e.g., resulting in 31 days of non-compliance in a 31-day month). However, an alleged violation of the MMEL will be considered one violation for the purpose of assessing State mandatory minimum penalties. If no sample (daily discharge) is taken over a calendar month, no compliance determination can be made for that month with respect to effluent violation determination, but compliance determination can be made for that month with respect to reporting violation determination.

K. Chronic Toxicity

The discharge is subject to determination of “Pass” or “Fail” and “Percent Effect” from a single-effluent concentration chronic toxicity test at the discharge IWC using the Test of Significant Toxicity (TST) approach described in National Pollutant Discharge Elimination System Test of Significant Toxicity Implementation Document (EPA 833-R-10-003, 2010), Appendix A, Figure A-1, and Table A-1. The null hypothesis (H_0) for the TST approach is: Mean discharge IWC response $\leq 0.75 \times$ Mean control response. A test result that rejects this null hypothesis is reported as “Pass”. A test result that does not reject this null hypothesis is reported as “Fail”. The relative “Percent Effect” at the discharge IWC is defined and reported as: $((\text{Mean control response} - \text{Mean discharge IWC response}) \div \text{Mean control response}) \times 100$.

The Maximum Daily Effluent Limitation (MDEL) for chronic toxicity is exceeded and a violation will be flagged when a chronic toxicity test, analyzed using the TST approach, results in “Fail” and the “Percent Effect” is ≥ 0.50 .

The Median Monthly Effluent Limitation (MMEL) for chronic toxicity is exceeded and a violation will be flagged when the median of no more than three independent chronic toxicity tests, conducted within the same calendar month and analyzed using the TST approach, results in “Fail”. The MMEL for chronic toxicity shall only apply when there is a discharge more than one day in a calendar month period. During such calendar months, exactly three independent toxicity tests are required when one toxicity test results in “Fail”.

L. Bacterial Standards and Analyses

The geometric mean used for determining compliance with bacterial standards is calculated using the following equation:

$$\text{Geometric Mean} = (C_1 \times C_2 \times \dots \times C_n)^{1/n}$$

where n is the number of days samples were collected during the period and C is the concentration of bacteria (MPN/100 mL or CFU/100 mL) found on each day of sampling.

For bacterial analyses, sample dilutions should be performed so the expected range of values is bracketed (for example, with multiple tube fermentation method or membrane filtration method, 2 to 16,000 per 100 mL for total and fecal coliform, at a minimum, and 1 to 1000 per 100 mL for *Enterococcus*). The detection method used for each analysis shall be reported with the results of the analysis.

Detection methods used for coliforms (total and fecal) and *Enterococcus* shall be those presented in Table 1A of 40 C.F.R. Part 136 (revised May 18, 2012), unless alternate methods have been approved by USEPA pursuant to 40 C.F.R. Part 136, or improved methods have been determined by the Executive Officer and/or USEPA.

ATTACHMENT A – DEFINITIONS

Arithmetic Mean (μ)

Also called the average, is the sum of measured values divided by the number of samples. For ambient water concentrations, the arithmetic mean is calculated as follows:

Arithmetic mean = $\mu = \Sigma x / n$ where: Σx is the sum of the measured ambient water concentrations, and n is the number of samples.

Average Monthly Effluent Limitation (AMEL)

The highest allowable average of daily discharges over a calendar month, calculated as the sum of all daily discharges measured during a calendar month divided by the number of daily discharges measured during that month.

Average Weekly Effluent Limitation (AWEL)

The highest allowable average of daily discharges over a calendar week (Sunday through Saturday), calculated as the sum of all daily discharges measured during a calendar week divided by the number of daily discharges measured during that week.

Bioaccumulative

Those substances taken up by an organism from its surrounding medium through gill membranes, epithelial tissue, or from food and subsequently concentrated and retained in the body of the organism.

Carcinogenic

Pollutants are substances that are known to cause cancer in living organisms.

Coefficient of Variation (CV)

CV is a measure of the data variability and is calculated as the estimated standard deviation divided by the arithmetic mean of the observed values.

Daily Discharge

Daily Discharge is defined as either: (1) the total mass of the constituent discharged over the calendar day (12:00 am through 11:59 pm) or any 24-hour period that reasonably represents a calendar day for purposes of sampling (as specified in the permit), for a constituent with limitations expressed in units of mass or; (2) the unweighted arithmetic mean measurement of the constituent over the day for a constituent with limitations expressed in other units of measurement (e.g., concentration).

The daily discharge may be determined by the analytical results of a composite sample taken over the course of one day (a calendar day or other 24-hour period defined as a day) or by the arithmetic mean of analytical results from one or more grab samples taken over the course of the day.

For composite sampling, if 1 day is defined as a 24-hour period other than a calendar day, the analytical result for the 24-hour period will be considered as the result for the calendar day in which the 24-hour period ends.

Detected, but Not Quantified (DNQ)

DNQ are those sample results less than the RL, but greater than or equal to the laboratory's MDL. Sample results reported as DNQ are estimated concentrations.

Dilution Credit

Dilution Credit is the amount of dilution granted to a discharge in the calculation of a water quality-based effluent limitation, based on the allowance of a specified mixing zone. It is calculated from the dilution ratio or determined through conducting a mixing zone study or modeling of the discharge and receiving water.

Effluent Concentration Allowance (ECA)

ECA is a value derived from the water quality criterion/objective, dilution credit, and ambient background concentration that is used, in conjunction with the coefficient of variation for the effluent monitoring data, to calculate a long-term average (LTA) discharge concentration. The ECA has the same meaning as wasteload allocation (WLA) as used in USEPA guidance (Technical Support Document For Water Quality-based Toxics Control, March 1991, second printing, EPA/505/2-90-001).

Enclosed Bays

Enclosed Bays means indentations along the coast that enclose an area of oceanic water within distinct headlands or harbor works. Enclosed bays include all bays where the narrowest distance between the headlands or outermost harbor works is less than 75 percent of the greatest dimension of the enclosed portion of the bay. Enclosed bays include, but are not limited to, Humboldt Bay, Bodega Harbor, Tomales Bay, Drake's Estero, San Francisco Bay, Morro Bay, Los Angeles-Long Beach Harbor, Upper and Lower Newport Bay, Mission Bay, and San Diego Bay. Enclosed bays do not include inland surface waters or ocean waters.

Estimated Chemical Concentration

The estimated chemical concentration that results from the confirmed detection of the substance by the analytical method below the ML value.

Estuaries

Estuaries means waters, including coastal lagoons, located at the mouths of streams that serve as areas of mixing for fresh and ocean waters. Coastal lagoons and mouths of streams that are temporarily separated from the ocean by sandbars shall be considered estuaries. Estuarine waters shall be considered to extend from a bay or the open ocean to a point upstream where there is no significant mixing of fresh water and seawater. Estuarine waters included, but are not limited to, the Sacramento-San Joaquin Delta, as defined in Water Code section 12220, Suisun Bay, Carquinez Strait downstream to the Carquinez Bridge, and appropriate areas of the Smith, Mad, Eel, Noyo, Russian, Klamath, San Diego, and Otay rivers. Estuaries do not include inland surface waters or ocean waters.

Inland Surface Waters

All surface waters of the state that do not include the ocean, enclosed bays, or estuaries.

Instantaneous Maximum Effluent Limitation

The highest allowable value for any single grab sample or aliquot (i.e., each grab sample or aliquot is independently compared to the instantaneous maximum limitation).

Instantaneous Minimum Effluent Limitation

The lowest allowable value for any single grab sample or aliquot (i.e., each grab sample or aliquot is independently compared to the instantaneous minimum limitation).

Maximum Daily Effluent Limitation (MDEL)

The highest allowable daily discharge of a pollutant, over a calendar day (or 24-hour period). For pollutants with limitations expressed in units of mass, the daily discharge is calculated as the total mass of the pollutant discharged over the day. For pollutants with limitations expressed in other units of

measurement, the daily discharge is calculated as the arithmetic mean measurement of the pollutant over the day.

Median

The middle measurement in a set of data. The median of a set of data is found by first arranging the measurements in order of magnitude (either increasing or decreasing order). If the number of measurements (n) is odd, then the median = $X(n+1)/2$. If n is even, then the median = $(X(n/2) + X(n/2+1))/2$ (i.e., the midpoint between the n/2 and n/2+1).

Method Detection Limit (MDL)

MDL is the minimum concentration of a substance that can be measured and reported with 99 percent confidence that the analyte concentration is greater than zero, as defined in 40 C.F.R. Part 136, Attachment B, revised as of July 3, 1999.

Minimum Level (ML)

ML is the concentration at which the entire analytical system must give a recognizable signal and acceptable calibration point. The ML is the concentration in a sample that is equivalent to the concentration of the lowest calibration standard analyzed by a specific analytical procedure, assuming that all the method specified sample weights, volumes, and processing steps have been followed.

Mixing Zone

Mixing Zone is a limited volume of receiving water that is allocated for mixing with a wastewater discharge where water quality criteria can be exceeded without causing adverse effects to the overall water body.

Not Detected (ND)

Sample results which are less than the laboratory's MDL.

Persistent Pollutants

Persistent pollutants are substances for which degradation or decomposition in the environment is nonexistent or very slow.

Pollutant Minimization Program (PMP)

PMP means waste minimization and pollution prevention actions that include, but are not limited to, product substitution, waste stream recycling, alternative waste management methods, and education of the public and businesses. The goal of the PMP shall be to reduce all potential sources of a priority pollutant(s) through pollutant minimization (control) strategies, including pollution prevention measures as appropriate, to maintain the effluent concentration at or below the water quality-based effluent limitation. Pollution prevention measures may be particularly appropriate for persistent bioaccumulative priority pollutants where there is evidence that beneficial uses are being impacted. The Los Angeles Regional Water Quality Control Board (Regional Water Board) may consider cost effectiveness when establishing the requirements of a PMP. The completion and implementation of a Pollution Prevention Plan, if required pursuant to Water Code section 13263.3(d), shall be considered to fulfill the PMP requirements.

Pollution Prevention

Pollution Prevention means any action that causes a net reduction in the use or generation of a hazardous substance or other pollutant that is discharged into water and includes, but is not limited to, input change, operational improvement, production process change, and product reformulation (as defined in Water Code section 13263.3). Pollution prevention does not include actions that merely shift a pollutant in wastewater from one environmental medium to another environmental medium, unless clear environmental benefits of such an approach are identified to the satisfaction of the State Water Resources Control Board (State Water Board) or Regional Water Board.

Reporting Level (RL)

The RL is the ML (and its associated analytical method) chosen by the Discharger for reporting and compliance determination from the MLs included in this Order, including an additional factor if applicable as discussed herein. The MLs included in this Order correspond to approved analytical methods for reporting a sample result that are selected by the Regional Water Board either from Appendix 4 of the SIP in accordance with section 2.4.2 of the SIP or established in accordance with section 2.4.3 of the SIP. The ML is based on the proper application of method-based analytical procedures for sample preparation and the absence of any matrix interferences. Other factors may be applied to the ML depending on the specific sample preparation steps employed. For example, the treatment typically applied in cases where there are matrix-effects is to dilute the sample or sample aliquot by a factor of ten. In such cases, this additional factor must be applied to the ML in the computation of the RL.

Satellite Collection System

The portion, if any, of a sanitary sewer system owned or operated by a different public agency than the agency that owns and operates the wastewater treatment facility that a sanitary sewer system is tributary to.

Source of Drinking Water

Any water designated as municipal or domestic supply (MUN) in a Regional Water Board Basin Plan.

Standard Deviation (σ)

Standard Deviation is a measure of variability that is calculated as follows:

$$\sigma = (\sum[(x - \mu)^2]/(n - 1))^{0.5}$$

where:

x is the observed value;

μ is the arithmetic mean of the observed values; and

n is the number of samples.

Toxicity Reduction Evaluation (TRE)

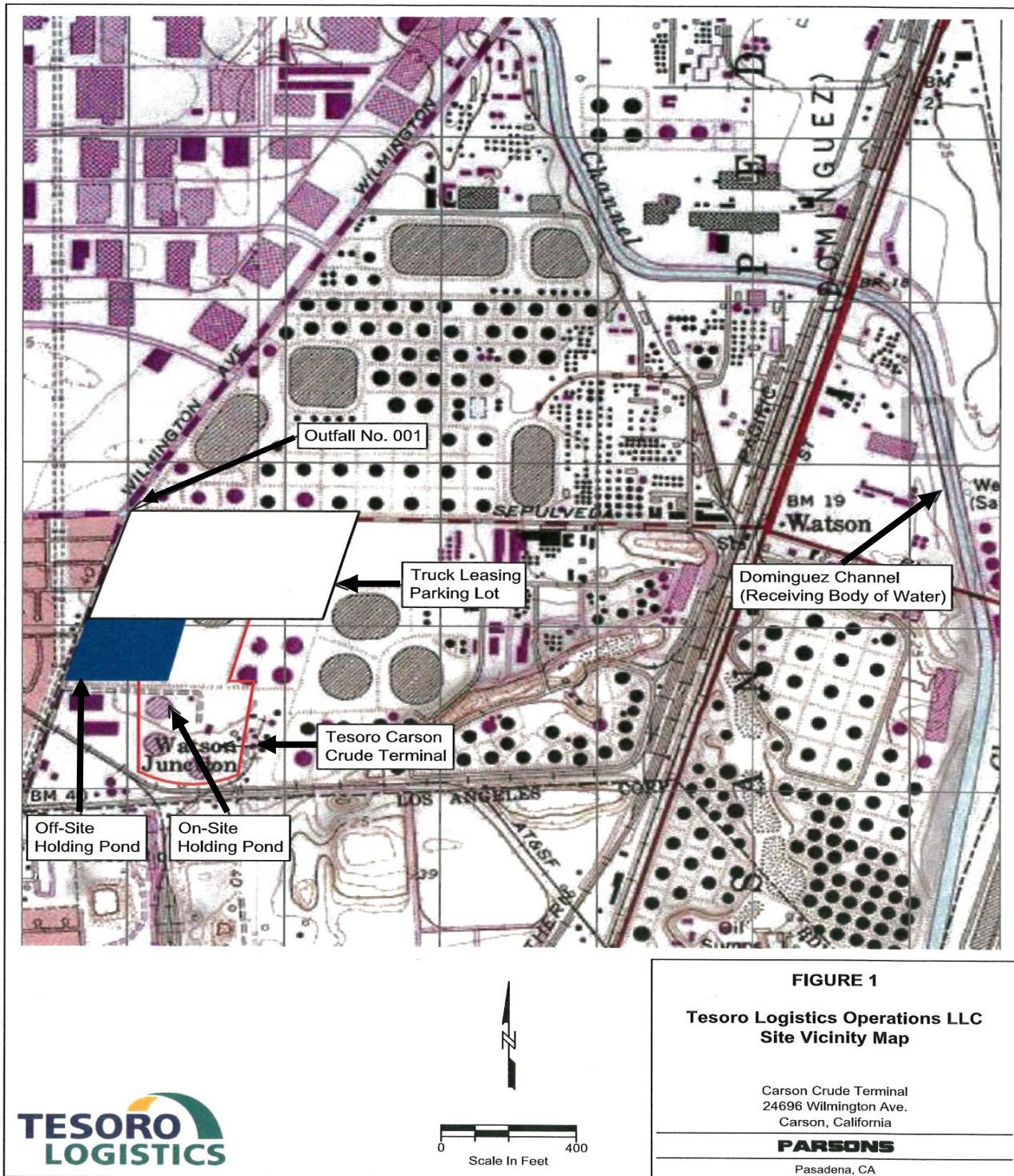
TRE is a study conducted in a step-wise process designed to identify the causative agents of effluent or ambient toxicity, isolate the sources of toxicity, evaluate the effectiveness of toxicity control options, and then confirm the reduction in toxicity. The first steps of the TRE consist of the collection of data relevant to the toxicity, including additional toxicity testing, and an evaluation of facility operations and maintenance practices, and best management practices. A Toxicity Identification Evaluation (TIE) may be required as part of the TRE, if appropriate. (A TIE is a set of procedures to identify the specific chemical(s) responsible for toxicity. These procedures are performed in three phases (characterization, identification, and confirmation) using aquatic organism toxicity tests.)

ACRONYMS AND ABBREVIATIONS


AMEL	Average Monthly Effluent Limit
B	Background Concentration
BAT	Best Available Technology Economically Achievable
Basin Plan	Water Quality Control Plan for the Coastal Watersheds of Los Angeles and Ventura Counties
BCT	Best Conventional Pollutant Control Technology
BMP	Best Management Practices
BMPPP	Best Management Practices Plan
BPJ	Best Professional Judgment
BOD	Biochemical Oxygen Demand 5-day @ 20°C
BPT	Best Practicable Treatment Control Technology
C	Water Quality Objective
CCR	California Code of Regulations
CEQA	California Environmental Quality Act
C.F.R.	Code of Federal Regulations
CTR	California Toxics Rule
CV	Coefficient of Variation
CWA	Clean Water Act
CWC	California Water Code
Discharger	Tesoro Logistics Operations, LLC
DMR	Discharge Monitoring Report
DNQ	Detected But Not Quantified
ELAP	State Water Resources Control Board, Drinking Water Division, Environmental Laboratory Accreditation Program
ELG	Effluent Limitations, Guidelines and Standards
Facility	Tesoro Carson Crude Terminal
gpd	gallons per day
IC	Inhibition Coefficient
IC15	Concentration at which the organism is 15% inhibited
IC25	Concentration at which the organism is 25% inhibited
IC40	Concentration at which the organism is 40% inhibited
IC50	Concentration at which the organism is 50% inhibited
LA	Load Allocations
LOEC	Lowest Observed Effect Concentration
IJg/L	micrograms per Liter
mg/L	milligrams per Liter
MDEL	Maximum Daily Effluent Limitation
MEC	Maximum Effluent Concentration
MGD	Million Gallons Per Day
ML	Minimum Level
MRP	Monitoring and Reporting Program
NO	Not Detected
NOEC	No Observable Effect Concentration
NPDES	National Pollutant Discharge Elimination System
NSPS	New Source Performance Standards
NTR	National Toxics Rule
OAL	Office of Administrative Law
PMEL	Proposed Maximum Daily Effluent Limitation
PMP	Pollutant Minimization Plan
POTW	Publicly Owned Treatment Works

QA	Quality Assurance
QA/QC	Quality Assurance/Quality Control
Ocean Plan	Water Quality Control Plan for Ocean Waters of California
Regional Water Board	California Regional Water Quality Control Board, Los Angeles Region
RPA	Reasonable Potential Analysis
SCP	Spill Contingency Plan
SIP	State Implementation Policy (Policy for Implementation of Toxics Standards for Inland Surface Waters, Enclosed Bays, and Estuaries of California)
SMR	Self Monitoring Reports
State Water Board	California State Water Resources Control Board
SWPPP	Storm Water Pollution Prevention Plan
TAC	Test Acceptability Criteria
Thermal Plan	Water Quality Control Plan for Control of Temperature in the Coastal and Interstate Water and Enclosed Bays and Estuaries of California
TIE	Toxicity Identification Evaluation
TMDL	Total Maximum Daily Load
TOC	Total Organic Carbon
TRE	Toxicity Reduction Evaluation
TSD	Technical Support Document
TSS	Total Suspended Solid
TUc	Chronic Toxicity Unit
USEPA	United States Environmental Protection Agency
WDR	Waste Discharge Requirements
WET	Whole Effluent Toxicity
WLA	Wasteload allocations
WQBELs	Water Quality-Based Effluent Limitations
WQS	Water Quality Standards
%	Percent

ATTACHMENT B – MAP



Carson Crude Terminal Sampling Stations



Tesoro Logistics Operations LLC
Carson Crude Terminal
24696 Wilmington Ave., Carson, Ca

ATTACHMENT C – FLOW SCHEMATIC

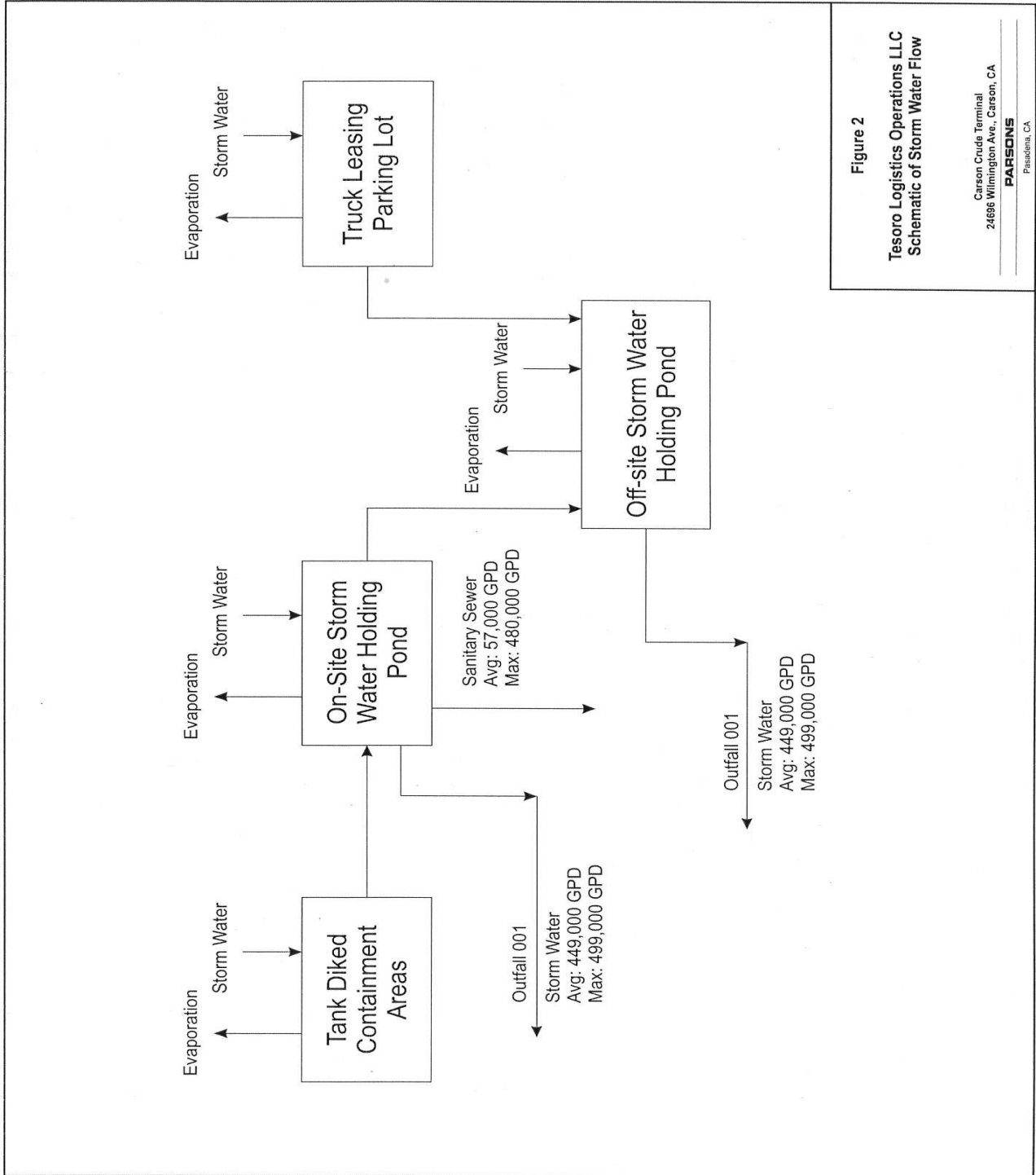


Figure 2
 Tesoro Logistics Operations LLC
 Schematic of Storm Water Flow

Carson Crude Terminal
 24696 Wilmington Ave., Carson, CA
PARSONS
 Pasadena, CA

K:\Dept\Dept88\BP\Pipeline - LA Basin FTR\Terminals\Carson Crude\NPDES Permits\Applications\OCT SW Application 2013\Figures\Figure 2 - Tesoro Schematic of Stormwater Flow.cdr

ATTACHMENT D – STANDARD PROVISIONS

I. STANDARD PROVISIONS – PERMIT COMPLIANCE

A. Duty to Comply

1. The Discharger must comply with all of the conditions of this Order. Any noncompliance constitutes a violation of the Clean Water Act (CWA) and the California Water Code and is grounds for enforcement action, for permit termination, revocation and reissuance, or modification; or denial of a permit renewal application. (40 C.F.R. § 122.41(a).)
2. The Discharger shall comply with effluent standards or prohibitions established under Section 307(a) of the CWA for toxic pollutants and with standards for sewage sludge use or disposal established under Section 405(d) of the CWA within the time provided in the regulations that establish these standards or prohibitions, even if this Order has not yet been modified to incorporate the requirement. (40 C.F.R. § 122.41(a)(1).)

B. Need to Halt or Reduce Activity Not a Defense

It shall not be a defense for a Discharger in an enforcement action that it would have been necessary to halt or reduce the permitted activity in order to maintain compliance with the conditions of this Order. (40 C.F.R. § 122.41(c).)

C. Duty to Mitigate

The Discharger shall take all reasonable steps to minimize or prevent any discharge or sludge use or disposal in violation of this Order that has a reasonable likelihood of adversely affecting human health or the environment. (40 C.F.R. § 122.41(d).)

D. Proper Operation and Maintenance

The Discharger shall at all times properly operate and maintain all facilities and systems of treatment and control (and related appurtenances) which are installed or used by the Discharger to achieve compliance with the conditions of this Order. Proper operation and maintenance also includes adequate laboratory controls and appropriate quality assurance procedures. This provision requires the operation of backup or auxiliary facilities or similar systems that are installed by a Discharger only when necessary to achieve compliance with the conditions of this Order. (40 C.F.R. § 122.41(e).)

E. Property Rights

1. This Order does not convey any property rights of any sort or any exclusive privileges. (40 C.F.R. § 122.41(g).)
2. The issuance of this Order does not authorize any injury to persons or property or invasion of other private rights, or any infringement of state or local law or regulations. (40 C.F.R. § 122.5(c).)

F. Inspection and Entry

The Discharger shall allow the Los Angeles Regional Water Quality Control Board (Regional Water Board), State Water Board, USEPA, and/or their authorized representatives (including an authorized contractor acting as their representative), upon the presentation of credentials and other documents, as may be required by law, to (40 C.F.R. § 122.41(i); Wat. Code, § 13383):

1. Enter upon the Discharger's premises where a regulated facility or activity is located or conducted, or where records are kept under the conditions of this Order (40 C.F.R. § 122.41(i)(1));
2. Have access to and copy, at reasonable times, any records that must be kept under the conditions of this Order (40 C.F.R. § 122.41(i)(2));
3. Inspect and photograph, at reasonable times, any facilities, equipment (including monitoring and control equipment), practices, or operations regulated or required under this Order (40 C.F.R. § 122.41(i)(3)); and
4. Sample or monitor, at reasonable times, for the purposes of assuring Order compliance or as otherwise authorized by the CWA or the Water Code, any substances or parameters at any location. (40 C.F.R. § 122.41(i)(4).)

G. Bypass

1. Definitions
 - a. "Bypass" means the intentional diversion of waste streams from any portion of a treatment facility. (40 C.F.R. § 122.41(m)(1)(i).)
 - b. "Severe property damage" means substantial physical damage to property, damage to the treatment facilities, which causes them to become inoperable, or substantial and permanent loss of natural resources that can reasonably be expected to occur in the absence of a bypass. Severe property damage does not mean economic loss caused by delays in production. (40 C.F.R. § 122.41(m)(1)(ii).)
2. Bypass not exceeding limitations. The Discharger may allow any bypass to occur which does not cause exceedances of effluent limitations, but only if it is for essential maintenance to assure efficient operation. These bypasses are not subject to the provisions listed in Standard Provisions – Permit Compliance I.G.3, I.G.4, and I.G.5 below. (40 C.F.R. § 122.41(m)(2).)
3. Prohibition of bypass. Bypass is prohibited, and the Regional Water Board may take enforcement action against a Discharger for bypass, unless (40 C.F.R. § 122.41(m)(4)(i)):
 - a. Bypass was unavoidable to prevent loss of life, personal injury, or severe property damage (40 C.F.R. § 122.41(m)(4)(i)(A));
 - b. There were no feasible alternatives to the bypass, such as the use of auxiliary treatment facilities, retention of untreated wastes, or maintenance during normal periods of equipment downtime. This condition is not satisfied if adequate back-up equipment should have been installed in the exercise of reasonable engineering judgment to prevent a bypass that occurred during normal periods of equipment downtime or preventive maintenance (40 C.F.R. § 122.41(m)(4)(i)(B)); and

- c. The Discharger submitted notice to the Regional Water Board as required under Standard Provisions – Permit Compliance I.G.5 below. (40 C.F.R. § 122.41(m)(4)(i)(C).)
4. The Regional Water Board may approve an anticipated bypass, after considering its adverse effects, if the Regional Water Board determines that it will meet the three conditions listed in Standard Provisions – Permit Compliance I.G.3 above. (40 C.F.R. § 122.41(m)(4)(ii).)
5. Notice
 - a. Anticipated bypass. If the Discharger knows in advance of the need for a bypass, it shall submit a notice, if possible at least 10 days before the date of the bypass. (40 C.F.R. § 122.41(m)(3)(i).)
 - b. Unanticipated bypass. The Discharger shall submit notice of an unanticipated bypass as required in Standard Provisions - Reporting V.E below (24-hour notice). (40 C.F.R. § 122.41(m)(3)(ii).)

H. Upset

Upset means an exceptional incident in which there is unintentional and temporary noncompliance with technology based permit effluent limitations because of factors beyond the reasonable control of the Discharger. An upset does not include noncompliance to the extent caused by operational error, improperly designed treatment facilities, inadequate treatment facilities, lack of preventive maintenance, or careless or improper operation. (40 C.F.R. § 122.41(n)(1).)

1. Effect of an upset. An upset constitutes an affirmative defense to an action brought for noncompliance with such technology based permit effluent limitations if the requirements of Standard Provisions – Permit Compliance I.H.2 below are met. No determination made during administrative review of claims that noncompliance was caused by upset, and before an action for noncompliance, is final administrative action subject to judicial review. (40 C.F.R. § 122.41(n)(2).)
2. Conditions necessary for a demonstration of upset. A Discharger who wishes to establish the affirmative defense of upset shall demonstrate, through properly signed, contemporaneous operating logs or other relevant evidence that (40 C.F.R. § 122.41(n)(3)):
 - a. An upset occurred and that the Discharger can identify the cause(s) of the upset (40 C.F.R. § 122.41(n)(3)(i));
 - b. The permitted facility was, at the time, being properly operated (40 C.F.R. § 122.41(n)(3)(ii));
 - c. The Discharger submitted notice of the upset as required in Standard Provisions – Reporting V.E.2.b below (24-hour notice) (40 C.F.R. § 122.41(n)(3)(iii)); and
 - d. The Discharger complied with any remedial measures required under Standard Provisions – Permit Compliance I.C above. (40 C.F.R. § 122.41(n)(3)(iv).)

3. Burden of proof. In any enforcement proceeding, the Discharger seeking to establish the occurrence of an upset has the burden of proof. (40 C.F.R. § 122.41(n)(4).)

II. STANDARD PROVISIONS – PERMIT ACTION

A. General

This Order may be modified, revoked and reissued, or terminated for cause. The filing of a request by the Discharger for modification, revocation and reissuance, or termination, or a notification of planned changes or anticipated noncompliance does not stay any Order condition. (40 C.F.R. § 122.41(f).)

B. Duty to Reapply

If the Discharger wishes to continue an activity regulated by this Order after the expiration date of this Order, the Discharger must apply for and obtain a new permit. (40 C.F.R. § 122.41(b).)

C. Transfers

This Order is not transferable to any person except after notice to the Regional Water Board. The Regional Water Board may require modification or revocation and reissuance of the Order to change the name of the Discharger and incorporate such other requirements as may be necessary under the CWA and the Water Code. (40 C.F.R. § 122.41(l)(3); § 122.61.)

III. STANDARD PROVISIONS – MONITORING

- A. Samples and measurements taken for the purpose of monitoring shall be representative of the monitored activity. (40 C.F.R. § 122.41(j)(1).)
- B. Monitoring results must be conducted according to test procedures under 40 C.F.R. Part 136 or, in the case of sludge use or disposal, approved under 40 C.F.R. Part 136 unless otherwise specified in 40 C.F.R. Part 503 unless other test procedures have been specified in this Order. (40 C.F.R. § 122.41(j)(4); § 122.44(i)(1)(iv).)

IV. STANDARD PROVISIONS – RECORDS

- A. Except for records of monitoring information required by this Order related to the Discharger's sewage sludge use and disposal activities, which shall be retained for a period of at least five years (or longer as required by 40 C.F.R. Part 503), the Discharger shall retain records of all monitoring information, including all calibration and maintenance records and all original strip chart recordings for continuous monitoring instrumentation, copies of all reports required by this Order, and records of all data used to complete the application for this Order, for a period of at least three (3) years from the date of the sample, measurement, report or application. This period may be extended by request of the Regional Water Board Executive Officer at any time. (40 C.F.R. § 122.41(j)(2).)
- B. Records of monitoring information shall include:
 1. The date, exact place, and time of sampling or measurements (40 C.F.R. § 122.41(j)(3)(i));

2. The individual(s) who performed the sampling or measurements (40 C.F.R. § 122.41(j)(3)(ii));
 3. The date(s) analyses were performed (40 C.F.R. § 122.41(j)(3)(iii));
 4. The individual(s) who performed the analyses (40 C.F.R. § 122.41(j)(3)(iv));
 5. The analytical techniques or methods used (40 C.F.R. § 122.41(j)(3)(v)); and
 6. The results of such analyses. (40 C.F.R. § 122.41(j)(3)(vi).)
- C. Claims of confidentiality for the following information will be denied (40 C.F.R. § 122.7(b)):
1. The name and address of any permit applicant or Discharger (40 C.F.R. § 122.7(b)(1)); and
 2. Permit applications and attachments, permits and effluent data. (40 C.F.R. § 122.7(b)(2).)

V. STANDARD PROVISIONS – REPORTING

A. Duty to Provide Information

The Discharger shall furnish to the Regional Water Board, State Water Board, or USEPA within a reasonable time, any information which the Regional Water Board, State Water Board, or USEPA may request to determine whether cause exists for modifying, revoking and reissuing, or terminating this Order or to determine compliance with this Order. Upon request, the Discharger shall also furnish to the Regional Water Board, State Water Board, or USEPA copies of records required to be kept by this Order. (40 C.F.R. § 122.41(h); Wat. Code, § 13267.)

B. Signatory and Certification Requirements

1. All applications, reports, or information submitted to the Regional Water Board, State Water Board, and/or USEPA shall be signed and certified in accordance with Standard Provisions – Reporting V.B.2, V.B.3, V.B.4, and V.B.5 below. (40 C.F.R. § 122.41(k).)
2. All permit applications shall be signed by a responsible corporate officer. For the purpose of this section, a responsible corporate officer means: (i) A president, secretary, treasurer, or vice-president of the corporation in charge of a principal business function, or any other person who performs similar policy- or decision-making functions for the corporation, or (ii) the manager of one or more manufacturing, production, or operating facilities, provided, the manager is authorized to make management decisions which govern the operation of the regulated facility including having the explicit or implicit duty of making major capital investment recommendations, and initiating and directing other comprehensive measures to assure long term environmental compliance with environmental laws and regulations; the manager can ensure that the necessary systems are established or actions taken to gather complete and accurate information for permit application requirements; and where authority to sign documents has been assigned or delegated to the manager in accordance with corporate procedures. (40 C.F.R. § 122.22(a)(1).)
3. All reports required by this Order and other information requested by the Regional Water Board, State Water Board, or USEPA shall be signed by a person described in Standard Provisions – Reporting V.B.2 above, or by a duly authorized representative of that person. A person is a duly authorized representative only if:

- a. The authorization is made in writing by a person described in Standard Provisions – Reporting V.B.2 above (40 C.F.R. § 122.22(b)(1));
 - b. The authorization specifies either an individual or a position having responsibility for the overall operation of the regulated facility or activity such as the position of plant manager, operator of a well or a well field, superintendent, position of equivalent responsibility, or an individual or position having overall responsibility for environmental matters for the company. (A duly authorized representative may thus be either a named individual or any individual occupying a named position.) (40 C.F.R. § 122.22(b)(2)); and
 - c. The written authorization is submitted to the Regional Water Board and State Water Board. (40 C.F.R. § 122.22(b)(3).)
4. If an authorization under Standard Provisions – Reporting V.B.3 above is no longer accurate because a different individual or position has responsibility for the overall operation of the facility, a new authorization satisfying the requirements of Standard Provisions – Reporting V.B.3 above must be submitted to the Regional Water Board and State Water Board prior to or together with any reports, information, or applications, to be signed by an authorized representative. (40 C.F.R. § 122.22(c).)
 5. Any person signing a document under Standard Provisions – Reporting V.B.2 or V.B.3 above shall make the following certification:

“I certify under penalty of law that this document and all attachments were prepared under my direction or supervision in accordance with a system designed to assure that qualified personnel properly gather and evaluate the information submitted. Based on my inquiry of the person or persons who manage the system or those persons directly responsible for gathering the information, the information submitted is, to the best of my knowledge and belief, true, accurate, and complete. I am aware that there are significant penalties for submitting false information, including the possibility of fine and imprisonment for knowing violations.” (40 C.F.R. § 122.22(d).)

C. Monitoring Reports

1. Monitoring results shall be reported at the intervals specified in the Monitoring and Reporting Program (Attachment E) in this Order. (40 C.F.R. § 122.41(l)(4).)
2. Monitoring results must be reported on a Discharge Monitoring Report (DMR) form or forms provided or specified by the Regional Water Board or State Water Board for reporting results of monitoring of sludge use or disposal practices. (40 C.F.R. § 122.41(l)(4)(i).)
3. If the Discharger monitors any pollutant more frequently than required by this Order using test procedures approved under 40 C.F.R. Part 136, or another method required for an industry-specific waste stream under 40 C.F.R. subchapters N or O, the results of such monitoring shall be included in the calculation and reporting of the data submitted in the DMR or sludge reporting form specified by the Regional Water Board. (40 C.F.R. § 122.41(l)(4)(ii).)
4. Calculations for all limitations, which require averaging of measurements, shall utilize an arithmetic mean unless otherwise specified in this Order. (40 C.F.R. § 122.41(l)(4)(iii).)

D. Compliance Schedules

Reports of compliance or noncompliance with, or any progress reports on, interim and final requirements contained in any compliance schedule of this Order, shall be submitted no later than 14 days following each schedule date. (40 C.F.R. § 122.41(l)(5).)

E. Twenty-Four Hour Reporting

1. The Discharger shall report any noncompliance that may endanger health or the environment. Any information shall be provided orally within 24 hours from the time the Discharger becomes aware of the circumstances. A written submission shall also be provided within five (5) days of the time the Discharger becomes aware of the circumstances. The written submission shall contain a description of the noncompliance and its cause; the period of noncompliance, including exact dates and times, and if the noncompliance has not been corrected, the anticipated time it is expected to continue; and steps taken or planned to reduce, eliminate, and prevent reoccurrence of the noncompliance. (40 C.F.R. § 122.41(l)(6)(i).)
2. The following shall be included as information that must be reported within 24 hours under this paragraph (40 C.F.R. § 122.41(l)(6)(ii)):
 - a. Any unanticipated bypass that exceeds any effluent limitation in this Order. (40 C.F.R. § 122.41(l)(6)(ii)(A).)
 - b. Any upset that exceeds any effluent limitation in this Order. (40 C.F.R. § 122.41(l)(6)(ii)(B).)
3. The Regional Water Board may waive the above-required written report under this provision on a case-by-case basis if an oral report has been received within 24 hours. (40 C.F.R. § 122.41(l)(6)(iii).)

F. Planned Changes

The Discharger shall give notice to the Regional Water Board as soon as possible of any planned physical alterations or additions to the permitted facility. Notice is required under this provision only when (40 C.F.R. § 122.41(l)(1)):

1. The alteration or addition to a permitted facility may meet one of the criteria for determining whether a facility is a new source in section 122.29(b) (40 C.F.R. § 122.41(l)(1)(i)); or
2. The alteration or addition could significantly change the nature or increase the quantity of pollutants discharged. This notification applies to pollutants that are subject neither to effluent limitations in this Order nor to notification requirements under section 122.42(a)(1) (see Additional Provisions—Notification Levels VII.A.1). (40 C.F.R. § 122.41(l)(1)(ii).)
3. The alteration or addition results in a significant change in the Discharger's sludge use or disposal practices, and such alteration, addition, or change may justify the application of permit conditions that are different from or absent in the existing permit, including notification of additional use or disposal sites not reported during the permit application process or not reported pursuant to an approved land application plan. (40 C.F.R. § 122.41(l)(1)(iii).)

G. Anticipated Noncompliance

The Discharger shall give advance notice to the Regional Water Board or State Water Board of any planned changes in the permitted facility or activity that may result in noncompliance with this Order's requirements. (40 C.F.R. § 122.41(l)(2).)

H. Other Noncompliance

The Discharger shall report all instances of noncompliance not reported under Standard Provisions – Reporting V.C, V.D, and V.E above at the time monitoring reports are submitted. The reports shall contain the information listed in Standard Provision – Reporting V.E above. (40 C.F.R. § 122.41(l)(7).)

I. Other Information

When the Discharger becomes aware that it failed to submit any relevant facts in a permit application, or submitted incorrect information in a permit application or in any report to the Regional Water Board, State Water Board, or USEPA, the Discharger shall promptly submit such facts or information. (40 C.F.R. § 122.41(l)(8).)

VI. STANDARD PROVISIONS – ENFORCEMENT

- A.** The Regional Water Board is authorized to enforce the terms of this permit under several provisions of the Water Code, including, but not limited to, sections 13385, 13386, and 13387.
- B.** The CWA provides that any person who violates section 301, 302, 306, 307, 308, 318 or 405 of the Act, or any permit condition or limitation implementing any such sections in a permit issued under section 402, or any requirement imposed in a pretreatment program approved under sections 402(a)(3) or 402(b)(8) of the Act, is subject to a civil penalty not to exceed \$25,000 per day for each violation. The CWA provides that any person who negligently violates sections 301, 302, 306, 307, 308, 318, or 405 of the Act, or any condition or limitation implementing any of such sections in a permit issued under section 402 of the Act, or any requirement imposed in a pretreatment program approved under section 402(a)(3) or 402(b)(8) of the Act, is subject to criminal penalties of \$2,500 to \$25,000 per day of violation, or imprisonment of not more than one (1) year, or both. In the case of a second or subsequent conviction for a negligent violation, a person shall be subject to criminal penalties of not more than \$50,000 per day of violation, or by imprisonment of not more than two (2) years, or both. Any person who knowingly violates such sections, or such conditions or limitations is subject to criminal penalties of \$5,000 to \$50,000 per day of violation, or imprisonment for not more than, three (3) years, or both. In the case of a second or subsequent conviction for a knowing, violation, a person shall be subject to criminal penalties of not more than \$100,000 per day of violation, or imprisonment of not more than six (6) years, or both. Any person who knowingly violates section 301, 302, 303, 306, 307, 308, 318 or 405 of the Act, or any permit condition or limitation implementing any of such sections in a permit issued under section 402 of the Act, and who knows at that time that he thereby places another person in imminent danger of death or serious bodily injury, shall, upon conviction, be subject to a fine of not more than \$250,000 or imprisonment of not more than 15 years, or both. In the case of a second or subsequent conviction for a knowing endangerment violation, a person shall be subject to a fine of not more than \$500,000 or by imprisonment of not more than 30 years, or both. An organization, as defined in Section 309(c)(3)(B)(iii) of the CWA, shall, upon conviction of violating the imminent danger provision, be subject to a fine of

not more than \$1,000,000 and can be fined up to \$2,000,000 for second or subsequent convictions [section 122.41 (a)(2)] [Water Code sections 13385 and 13387].

- C. Any person may be assessed an administrative penalty by the Regional Water Board for violating Section 301, 302, 306, 307, 308, 318 or 405 of this Act, or any permit condition or limitation implementing any of such sections in a permit issued under Section 402 of this Act. Administrative penalties for Class I violations are not to exceed \$10,000 per violation, with the maximum amount of any Class I penalty assessed not to exceed \$25,000. Penalties for Class II violations are not to exceed \$10,000 per day for each day during which the violation continues, with the maximum amount of any Class II penalty not to exceed \$125,000 [Section 122.41 (a)(3)].
- D. The CWA provides that any person who falsifies, tampers with, or knowingly renders inaccurate any monitoring device or method required to be maintained under this permit shall, upon conviction, be punished by a fine of not more than \$10,000, or by imprisonment for not more than 2 years, or both. If a conviction of a person is for a violation committed after a first conviction of such person under this paragraph, punishment is a fine of not more than \$20,000 per day of violation, or by imprisonment of not more than 4 years, or both [Section 122.410(5)].
- E. The CWA provides that any person who knowingly makes any false statement, representation, or certification in any record or other document submitted or required to be maintained under this Order, including monitoring reports or reports of compliance or noncompliance shall, upon conviction, be punished by a fine of not more than \$10,000 per violation, or by imprisonment for not more than six months per violation, or by both [Section 122.41 (k)(2)].

VII. ADDITIONAL PROVISIONS – NOTIFICATION LEVELS

A. Non-Municipal Facilities

Existing manufacturing, commercial, mining, and silvicultural Dischargers shall notify the Regional Water Board as soon as they know or have reason to believe (40 C.F.R. § 122.42(a)):

1. That any activity has occurred or will occur that would result in the discharge, on a routine or frequent basis, of any toxic pollutant that is not limited in this Order, if that discharge will exceed the highest of the following "notification levels" (40 C.F.R. § 122.42(a)(1)):
 - a. 100 micrograms per liter ($\mu\text{g/L}$) (40 C.F.R. § 122.42(a)(1)(i));
 - b. 200 $\mu\text{g/L}$ for acrolein and acrylonitrile; 500 $\mu\text{g/L}$ for 2,4-dinitrophenol and 2-methyl-4,6-dinitrophenol; and 1 milligram per liter (mg/L) for antimony (40 C.F.R. § 122.42(a)(1)(ii));
 - c. Five (5) times the maximum concentration value reported for that pollutant in the Report of Waste Discharge (40 C.F.R. § 122.42(a)(1)(iii)); or
 - d. The level established by the Regional Water Board in accordance with Section 122.44(f). (40 C.F.R. § 122.42(a)(1)(iv).)
2. That any activity has occurred or will occur that would result in the discharge, on a non-routine or infrequent basis, of any toxic pollutant that is not limited in this Order, if that

discharge will exceed the highest of the following "notification levels" (40 C.F.R. § 122.42(a)(2)):

- a) 500 micrograms per liter ($\mu\text{g/L}$) (40 C.F.R. § 122.42(a)(2)(i));
- b) 1 milligram per liter (mg/L) for antimony (40 C.F.R. § 122.42(a)(2)(ii));
- c) Ten (10) times the maximum concentration value reported for that pollutant in the Report of Waste Discharge (40 C.F.R. § 122.42(a)(2)(iii)); or
- d) The level established by the Regional Water Board in accordance with Section 122.44(f). (40 C.F.R. § 122.42(a)(2)(iv).)

ATTACHMENT E – MONITORING AND REPORTING PROGRAM (MRP NO. 6810)

Contents

I. General Monitoring Provisions E-2
II. Monitoring Locations E-4
III. Influent Monitoring Requirements E-4
IV. Effluent Monitoring Requirements E-5
 A. Monitoring Location EFF-001 E-5
V. Whole Effluent Toxicity Testing Requirements E-9
VI. Land Discharge Monitoring Requirements E-12
VII. Recycling Monitoring Requirements E-12
VIII. Receiving Water Monitoring Requirements E-13
 A. Monitoring Location RSW-001 E-13
 B. Bed Sediment Monitoring at SED-001 E-14
IX. Other Monitoring Requirements E-15
 A. Storm Water Monitoring E-15
 B. Regional Monitoring E-15
X. Reporting Requirements E-15
 A. General Monitoring and Reporting Requirements E-15
 B. Self-Monitoring Reports (SMR's) E-16
 C. Discharge Monitoring Reports (DMR's) E-18
 D. Other Reports E-18

Tables

Table E-1. Monitoring Station Locations E-4
Table E-2. Effluent Monitoring E-5
Table E-3. Effluent Sediment Monitoring Requirements E-8
Table E-4. Receiving Water Monitoring Requirements for RSW-001 E-13
Table E-5. Bed Sediment Monitoring Requirements for SED-001 E-14
Table E-6. Monitoring Periods and Reporting Schedule E-16

ATTACHMENT E – MONITORING AND REPORTING PROGRAM (MRP NO. 6810)

The Code of Federal Regulations (40 C.F.R. § 122.48) requires that all NPDES permits specify monitoring and reporting requirements. Water Code sections 13267 and 13383 also authorize the Los Angeles Regional Water Quality Control Board (Regional Water Board) to require technical and monitoring reports. This MRP establishes monitoring and reporting requirements that implement federal and California regulations.

I. GENERAL MONITORING PROVISIONS

- A.** An effluent sampling station shall be established for Discharge Point No. 001 and shall be located where representative samples of that effluent can be obtained.
- B.** Effluent samples shall be taken downstream of any addition to treatment works and prior to mixing with the receiving waters.
- C.** The Regional Water Board shall be notified in writing of any change in the sampling stations once established or in the methods for determining the quantities of pollutants in the individual waste streams.
- D.** Pollutants shall be analyzed using the analytical methods described in sections 136.3, 136.4, and 136.5 (revised May 18, 2012); or, where no methods are specified for a given pollutant, by methods approved by this Regional Water Board or the State Water Resources Control Board (State Water Board).

Laboratories analyzing effluent samples and receiving water samples shall be certified by the State Water Board, Drinking Water Division, Environmental Laboratory Accreditation Program (ELAP) or approved by the Executive Officer and must include quality assurance/quality control (QA/QC) data in their reports. A copy of the laboratory certification shall be provided each time a new certification and/or renewal of the certification is obtained from ELAP.

- E.** For any analyses performed for which no procedure is specified in the United States Environmental Protection Agency (USEPA) guidelines or in the MRP, the constituent or parameter analyzed and the method or procedure used must be specified in the monitoring report.
- F.** Each monitoring report must affirm in writing that "all analyses were conducted at a laboratory certified for such analyses by the State Water Board or approved by the Executive Officer and in accordance with current USEPA guideline procedures or as specified in this MRP".
- G.** The monitoring reports shall specify the analytical method used, the Method Detection Limit (MDL), and the Minimum Level (ML) for each pollutant. For the purpose of reporting compliance with numerical limitations, performance goals, and receiving water limitations, analytical data shall be reported by one of the following methods, as appropriate:
 - 1.** An actual numerical value for sample results greater than or equal to the ML; or
 - 2.** "Detected, but Not Quantified (DNQ)" if results are greater than or equal to the laboratory's MDL but less than the ML; or,
 - 3.** "Not-Detected (ND)" for sample results less than the laboratory's MDL with the MDL indicated for the analytical method used.

Analytical data reported as "less than" for the purpose of reporting compliance with permit limitations shall be the same or lower than the permit limit(s) established for the given parameter.

Current MLs (Attachment H) are those published by the State Water Board in the *Policy for the Implementation of Toxics Standards for Inland Surface Waters, Enclosed Bays, and Estuaries of California*, February 24, 2005.

- H. Where possible, the MLs employed for effluent analyses shall be lower than the permit limitations established for a given parameter. If the ML value is not below the effluent limitation, then the lowest ML value and its associated analytical method shall be selected for compliance purposes. At least once a year, the Discharger shall submit a list of the analytical methods employed for each test and associated laboratory QA/QC procedures.
- I. The Regional Water Board, in consultation with the State Water Board Quality Assurance Program, shall establish a ML that is not contained in Attachment H to be included in the Discharger's permit in any of the following situations:
 - 1. When the pollutant under consideration is not included in Attachment H;
 - 2. When the Discharger and Regional Water Board agree to include in the permit a test method that is more sensitive than that specified in 40 C.F.R. Part 136 (revised May 18, 2012);
 - 3. When the Discharger agrees to use an ML that is lower than that listed in Attachment H;
 - 4. When the Discharger demonstrates that the calibration standard matrix is sufficiently different from that used to establish the ML in Attachment H, and proposes an appropriate ML for their matrix; or,
 - 5. When the Discharger uses a method whose quantification practices are not consistent with the definition of an ML. Examples of such methods are the USEPA-approved method 1613 for dioxins and furans, method 1624 for volatile organic substances, and method 1625 for semi-volatile organic substances. In such cases, the Discharger, the Regional Water Board, and the State Water Board shall agree on a lowest quantifiable limit and that limit will substitute for the ML for reporting and compliance determination purposes.
- J. Water/wastewater samples must be analyzed within allowable holding time limits as specified in section 136.3. All QA/QC items must be run on the same dates the samples were actually analyzed, and the results shall be reported in the Regional Water Board format, when it becomes available, and submitted with the laboratory reports. Proper chain of custody procedures must be followed, and a copy of the chain of custody shall be submitted with the report.
- K. All analyses shall be accompanied by the chain of custody, including but not limited to data and time of sampling, sample identification, and name of person who performed sampling, date of analysis, name of person who performed analysis, QA/QC data, method detection limits, analytical methods, copy of laboratory certification, and a statement under penalty of perjury executed by the person responsible for the laboratory.
- L. The Discharger shall calibrate and perform maintenance procedures on all monitoring instruments and to insure accuracy of measurements, or shall insure that both equipment activities will be conducted.
- M. The Discharger shall have, and implement, an acceptable written quality assurance (QA) plan for laboratory analyses. Unless otherwise specified in the analytical method, duplicate samples must be analyzed at a frequency of 5% (1 in 20 samples) with at least one if there is fewer than 20 samples in a batch. A batch is defined as a single analytical run encompassing no more than 24 hours from to finish. A similar frequency shall be maintained for analyzing spiked samples.

- N. When requested by the Regional Water Board or USEPA, the Discharger will participate in the NPDES discharge monitoring report QA performance study. The Discharger must have a success rate equal to or greater than 80%.
- O. For parameters that both average monthly and daily maximum limits are specified and the monitoring frequency is less than four times a month, the following shall apply. If an analytical result is greater than the average monthly limit, the Discharger shall collect four additional samples at approximately equal intervals during the month, until compliance with the average monthly limit has been demonstrated. All five analytical results shall be reported in the monitoring report for that month, or 45 days after results for the additional samples were received, whichever is later. In the event of noncompliance with an average monthly effluent limitation, the sampling frequency for that constituent shall be increased to weekly and shall continue at this level until compliance with the average monthly effluent limitation has been demonstrated. The Discharger shall provide for the approval of the Executive Officer a program to ensure future compliance with the average monthly limit.
- P. In the event wastes are transported to a different disposal site during the report period, the following shall be reported in the monitoring report:
 - 1. Types of wastes and quantity of each type;
 - 2. Name and address for each hauler of wastes (or method of transport if other than by hauling); and
 - 3. Location of the final point(s) of disposal for each type of waste.

If no wastes are transported off-site during the reporting period, a statement to that effect shall be submitted.
- Q. Each monitoring report shall state whether or not there was any change in the discharge as described in the Order during the reporting period.

II. MONITORING LOCATIONS

The Discharger shall establish the following monitoring locations to demonstrate compliance with the effluent limitations, discharge specifications, and other requirements in this Order:

Table E-1. Monitoring Station Locations

Discharge Point Name	Monitoring Location Name	Monitoring Location Description
001	EFF-001	A location where a representative sample effluent can be obtained immediately prior to discharging to Discharge Point No. 001
--	RSW-001	At a location in the receiving water (Dominguez Channel Estuary) at least 50 feet upstream of the discharge point into the receiving water.
	SED-001	The bed sediment sampling station shall be located in the vicinity of the discharge point of the storm drain to the receiving water, the Dominguez Channel Estuary.

III. INFLUENT MONITORING REQUIREMENTS

Not applicable.

IV. EFFLUENT MONITORING REQUIREMENTS

A. Monitoring Location EFF-001

1. The Discharger shall monitor storm water runoff at EFF-001 as follows.

Table E-2. Effluent Monitoring

Parameter	Units	Sample Type	Minimum Sampling Frequency	Required Analytical Test Method
Flow	MGD	Meter	1/Day ¹	--
Conventional Pollutants				
pH	s.u.	Grab	1/Discharge Event ²	3
Biochemical Oxygen Demand (BOD) @20°C ⁴	mg/L	Grab	1/Discharge Event ²	3
Oil and Grease ⁴	mg/L	Grab	1/Discharge Event ²	3
Total Suspended Solids (TSS) ^{4,9,10}	mg/L	Grab	1/Discharge Event ²	3
Fecal coliform	MPN/100 ml	Grab	1/Discharge Event ^{2,2a}	3,3a
Total coliform	MPN/100 ml	Grab	1/Discharge Event ^{2,2a}	3,3a
Enterococcus	MPN/100 ml	Grab	1/Discharge Event ^{2,2a}	3,3a
Non-conventional Pollutants				
Chronic Toxicity ⁵	Pass or Fail and % effect for TST approach	Grab	1/Year	3,6
Ammonia, Total (as N)	mg/L	Grab	1/Discharge Event ²	3
Chlorine, Total Residual	mg/L	Grab	1/Discharge Event ²	3
Dissolved Oxygen	mg/L	Grab	1/Discharge Event ²	3
Electrical Conductivity @ 25°C	µmhos/cm	Grab	1/Discharge Event ²	3
Methyl Tert-butyl Ether (MTBE)	µg/L	Grab	1/Discharge Event ²	3
Methylene Blue Active Substances (MBAS)	mg/L	Grab	1/Discharge Event ²	3
Phenolics, Total ⁴	mg/L	Grab	1/Discharge Event ²	3
Settleable Solids	ml/L	Grab	1/Discharge Event ²	3
Sulfides, Total ⁴	mg/L	Grab	1/Discharge Event ²	3
Temperature	°F	Grab	1/Discharge Event ²	3
Tertiary butyl alcohol (TBA)	µg/L	Grab	1/Discharge Event ²	3
Total Dissolved Solids, (TDS)	mg/L	Grab	1/Discharge Event ²	3
Turbidity	NTU	Grab	1/Discharge Event ²	3
Total Organic Carbon	mg/L	Grab	1/Discharge Event ²	3
Total Petroleum Hydrocarbons (TPH)- as Gasoline (C4-C12)	µg/L	Grab	1/Discharge Event ²	EPA Method 503.1 or 8015B
TPH as Diesel (C13-C22)	µg/L	Grab	1/Discharge Event ²	EPA Method 503.1, 8015B, or 8270
TPH as Waste Oil (C23+)	µg/L	Grab	1/Discharge Event ²	EPA Method 503.1, 8015B, or 8270
Xylenes, Total	µg/L	Grab	1/Discharge Event ²	3
Priority Pollutants				
Antimony, Total Recoverable	µg/L	Grab	1/Year ⁶	3
Arsenic, Total Recoverable	µg/L	Grab	1/Discharge Event ²	3
Beryllium, Total Recoverable	µg/L	Grab	1/Year ⁶	3

Parameter	Units	Sample Type	Minimum Sampling Frequency	Required Analytical Test Method
Cadmium, Total Recoverable ¹⁰	µg/L	Grab	1/Discharge Event ³	3
Chromium (III)	µg/L	Grab	1/Year ⁶	3
Chromium (VI)	µg/L	Grab	1/Discharge Event ²	3
Chromium, Total	µg/L	Grab	1/Discharge Event ²	3
Copper, Total Recoverable ^{4,9}	µg/L	Grab	1/Discharge Event ²	3
Lead, Total Recoverable ^{4,9}	µg/L	Grab	1/Discharge Event ²	3
Mercury, Total Recoverable	µg/L	Grab	1/Discharge Event ²	3
Nickel, Total Recoverable	µg/L	Grab	1/Discharge Event ²	3
Selenium, Total Recoverable ⁴	µg/L	Grab	1/Discharge Event ²	3
Silver, Total Recoverable	µg/L	Grab	1/Discharge Event ²	3
Zinc, Total Recoverable ^{4,9}	µg/L	Grab	1/Discharge Event ²	3
1,1-Dichloroethylene	µg/L	Grab	1/Discharge Event ²	3
1,2-Dichloroethane	µg/L	Grab	1/Discharge Event ²	3
1,4-Dichlorobenzene	µg/L	Grab	1/Discharge Event ²	3
1,1-Dichloroethane	µg/L	Grab	1/Discharge Event ²	3
4,4'-DDT ^{4,7,9}	µg/L	Grab	1/Discharge Event ²	3
Benzene	µg/L	Grab	1/Discharge Event ²	3
Carbon Tetrachloride	µg/L	Grab	1/Discharge Event ²	3
Chlordane ^{4,7,10}	µg/L	Grab	1/Discharge Event ²	3
Dieldrin ^{4,7,10}	µg/L	Grab	1/Discharge Event ²	3
Ethylbenzene	µg/L	Grab	1/Discharge Event ²	3
Polychlorinated Biphenyls (PCBs) ^{4,7,8,9}	µg/L	Grab	1/Discharge Event ²	3
Tetrachloroethylene	µg/L	Grab	1/Discharge Event ²	3
Toluene	µg/L	Grab	1/Discharge Event ²	3
Vinyl Chloride	µg/L	Grab	1/Discharge Event ²	3
TCDD Equivalents ^{4,11}	µg/L	Grab	1/ Discharge Event ²	3
Remaining Priority Pollutants ¹²	µg/L	Grab	1/Year ⁶	3
PAHs				
Benzo(a)anthracene ^{4,7,9}	µg/L	Grab	1/Discharge Event ²	3
Benzo(a)pyrene ^{4,7,9}	µg/L	Grab	1/Discharge Event ²	3
Chrysene ^{4,7,9}	µg/L	Grab	1/Discharge Event ²	3
Pyrene ^{4,7,9}	µg/L	Grab	1/Discharge Event ²	3

1. Flow shall be recorded daily during each period of discharge. Periods of no flow shall also be reported.
2. During periods of extended rainfall, no more than one sample per week (or 7-day period) is required to be collected. Sampling shall be during the first hour of discharge. If, for safety reasons, a sample cannot be obtained during the first hour of discharge, a sample shall be obtained at the first safe opportunity, and the reason for the delay shall be included in the report. If there is no discharge to surface waters, then no monitoring is required. In that event, the Discharger shall indicate under penalty of perjury in the corresponding monitoring report that no effluent was discharged to surface water during the reporting period.
 - 2a. The Discharger shall collect five samples equally spaced over a 30-day period, if possible.
3. Pollutants shall be analyzed using the analytical methods described in 40 C.F.R. Part 136; for priority pollutants, the methods must meet the lowest Minimum Levels (MLs) specified in Attachment 4 of the SIP, where no methods are specified for a given pollutant, by methods approved by this Regional Water Board or the State Water Board. If more than one analytical test method is listed for a given parameter, the Discharger must select from the listed methods and corresponding ML.
 - 3a. Detection methods used for coliforms (total and fecal) and *Enterococcus* shall be those presented in Table 1A of 40 C.F.R. Part 136, unless alternate methods have been approved by U.S.EPA pursuant to Part 136 or improved methods have been determined by the Executive Officer and/or U.S.EPA.

4. The mass emission (lbs/day) for the discharge shall be calculated and reported using the limitation concentration and the actual flow rate measured at the time of discharge, using the formula:

$$M = 8.34 \times C_e \times Q$$

where: M = mass discharge for a pollutant, lbs/day
 C_e = Reported concentration for a pollutant (mg/L)
 Q = actual discharge flow rate.

5. Refer to Section V, Whole Effluent Toxicity Requirements.
6. Monitoring is only required during years in which discharge occurs. Annual samples shall be collected during the first discharge of the year. If there is no discharge to surface waters, the Discharger shall indicate under penalty of perjury in the corresponding monitoring report that no effluent was discharged to surface water during the reporting period.
7. Samples analyzed must be unfiltered.
8. Total PCBs (polychlorinated biphenyls) means the sum of chlorinated biphenyls whose analytical characteristics resemble those of Aroclor-10166, Arclor-1221, Aroclor-1232, Aroclor-1242, Aroclor-1245, Aroclor-1254, and Aroclor-1260.
9. During each reporting period, if effluent monitoring results exceed both a TSS effluent limit and a CTR TMDL-based effluent limit copper, lead, zinc, 4,4-DDT, total PCBs, or PAHs (i.e., benzo(a)anthracene, benzo(a)pyrene, chrysene, or pyrene) as specified in **Table 4** of this Order, then the Discharger has not demonstrated compliance with the interim sediment allocations (Monitoring Thresholds, **Table 6, page 15**, of this Order) specified by the Harbor Toxics TMDL, Resolution No. R11-008 (page 11, Item 3). Therefore, the Discharger is required to implement the effluent sediment monitoring program for that priority pollutant. The Discharger shall begin the effluent sediment monitoring program during the first discharge event following the effluent exceedance. An effluent sediment monitoring result at or below the interim sediment allocations (Monitoring Thresholds) in **Tables 6, page 15** of this Order, demonstrates compliance with the interim sediment allocation and additional effluent sediment monitoring for those pollutants is not required. An effluent sediment monitoring result that exceeds the interim sediment allocation requires additional effluent sediment monitoring during discharge but not more frequently than once per year until the three-year average concentration for effluent sediment monitoring results is at or below the interim sediment allocation.
10. During each reporting period, if effluent monitoring results exceed both a TSS effluent limit and a CTR TMDL-based effluent limit or performance goal for cadmium, chlordane, or dieldrin as specified in **Table 4** of this Order, then the Discharger has not demonstrated compliance with the final concentration-based sediment waste load allocations (WLAs) (**Table 5, page 8** of this Order) specified by the Harbor Toxics TMDL, Resolution No. R11-008 (page 17 for cadmium, and page 21 for chlordane and dieldrin) and the Discharger is required to implement the effluent sediment monitoring program for that priority pollutant. The Discharger shall begin the effluent sediment monitoring program during the first discharge event following the effluent exceedance. An effluent sediment monitoring result at or below the final concentration-based sediment allocations in **Tables 5, page 8** of this Order, demonstrates compliance with the final concentration-based sediment WLAs and additional effluent sediment monitoring for those pollutants is not required. An effluent sediment monitoring result that is above the final concentration-based sediment WLAs for cadmium, chlordane, or dieldrin constitutes an exceedance of the final concentration-based sediment WLAs. Annual effluent sediment monitoring is required for the pollutant(s) until the data demonstrates compliance.
11. TCDD equivalents shall be calculated using the following formula, where the MLs and the toxicity equivalency factors (TEFs) are as listed in the Table below. The Discharger shall report all measured values of individual congeners, including data qualifiers. When calculating TCDD equivalents, the Discharger shall set congener concentrations below the MLs to zero. USEPA method 1613 may be used to analyze dioxin and furan congeners.

$$\text{Dioxin-TEQ (TCDD equivalents)} = \sum(C_x \times \text{TEF}_x)$$

where: C_x = concentration of dioxin or furan congener x
 TEF_x = TEF for congener x

Congeners	Minimum Levels (pg/L)	Toxicity Equivalence Factor (TEF)
2,3,7,8 - tetra CDD	10	1.0

Congeners	Minimum Levels (pg/L)	Toxicity Equivalence Factor (TEF)
1,2,3,7,8 - penta CDD	50	1.0
1,2,3,4,7,8 - hexa CDD	50	0.1
1,2,3,6,7,8 - hexa CDD	50	0.1
1,2,3,7,8,9 - hexa CDD	50	0.1
1,2,3,4,6,7,8 - hepta CDD	50	0.01
Octa CDD	100	0.0001
2,3,7,8 - tetra CDF	10	0.1
1,2,3,7,8 - penta CDF	50	0.05
2,3,4,7,8 - penta CDF	50	0.5
1,2,3,4,7,8 - hexa CDF	50	0.1
1,2,3,6,7,8 - hexa CDF	50	0.1
1,2,3,7,8,9 - hexa CDF	50	0.1
2,3,4,6,7,8 - hexa CDF	50	0.1
1,2,3,4,6,7,8 - hepta CDFs	50	0.01
1,2,3,4,7,8,9 - hepta CDFs	50	0.01
Octa CDF	100	0.0001

12. Priority Pollutants as defined by the CTR defined in Attachment H of this Order.

2. Effluent Sediment Monitoring at Monitoring Location EFF-001

Effluent sediment monitoring is only required during years in which any exceedance occurs as described in Footnote 1 to the following table (Table E-3). If effluent sediment monitoring is not triggered by an exceedance, effluent sediment monitoring must be conducted as described here at least **once during the permit term**, if a discharge from the facility occurs.

The Discharger must sample the discharge at the discharge points following final treatment, prior to the discharge entering the receiving water. The Discharger must collect sufficient effluent sample to provide an adequate amount of effluent sediments (suspended solids) for sediment analyses.

Table E-3. Effluent Sediment Monitoring Requirements

Parameter	Units	Sample Type	Minimum Sampling Frequency	Required Analytical Test Method
Copper, Total Recoverable	mg/kg	Grab	1/Year ¹	3
Lead, Total Recoverable	mg/kg	Grab	1/Year ¹	3
Zinc, Total Recoverable	mg/kg	Grab	1/Year ¹	3
Cadmium, Total Recoverable	mg/kg	Grab	1/Year ²	3
DDT ⁴	mg/kg	Grab	1/Year ¹	3
PAHs ⁵	mg/kg	Grab	1/Year ¹	3
PCBs ⁶	mg/kg	Grab	1/Year ¹	3
Chlordane	µg/kg	Grab	1/Year ²	3
Dieldrin	µg/kg	Grab	1/Year ²	3

1. During each reporting period, if effluent monitoring results exceed both a TSS effluent limit and a CTR TMDL-based effluent limit copper, lead, zinc, 4,4-DDT, total PCBs, or PAHs (i.e., benzo(a)anthracene, benzo(a)pyrene, chrysene, or pyrene) as specified in **Table 4** of this Order, then the Discharger has not demonstrated compliance with the interim sediment allocations (Monitoring Thresholds, **Table 6, page 15**, of this Order) specified by the Harbor Toxics TMDL,

Resolution No. R11-008 (page 11, Item 3). Therefore, the Discharger is required to implement the effluent sediment monitoring program for that priority pollutant. The Discharger shall begin the effluent sediment monitoring program during the first discharge event following the effluent exceedance. An effluent sediment monitoring result at or below the interim sediment allocations (Monitoring Thresholds) in **Table 6, page 15** of this Order, demonstrates compliance with the interim sediment allocation and additional effluent sediment monitoring for those pollutants is not required. An effluent sediment monitoring result that exceeds the interim sediment allocation requires additional effluent sediment monitoring during discharge but not more frequently than once per year until the three-year average concentration for effluent sediment monitoring results is at or below the interim sediment allocation.

2. During each reporting period, if effluent monitoring results exceed both a TSS effluent limit and a CTR TMDL-based effluent limit or performance goal for cadmium, chlordane, or dieldrin as specified in **Table 4** of this Order, then the Discharger has not demonstrated compliance with the final concentration-based sediment waste load allocations (WLAs) (**Table 5, page 8** of this Order) specified by the Harbor Toxics TMDL, Resolution No. R11-008 (page 17 for cadmium, and page 21 for chlordane and dieldrin) and the Discharger is required to implement the effluent sediment monitoring program for that priority pollutant. The Discharger shall begin the effluent sediment monitoring program during the first discharge event following the effluent exceedance. An effluent sediment monitoring result at or below the final concentration-based sediment allocations in **Tables 5, page 8** of this Order, demonstrates compliance with the final concentration-based sediment WLAs and additional effluent sediment monitoring for those pollutants is not required. An effluent sediment monitoring result that is above the final concentration-based sediment WLAs for cadmium, chlordane, or dieldrin constitutes an exceedance of the final concentration-based sediment WLAs. Annual effluent sediment monitoring is required for the pollutant(s) until the data demonstrates compliance.
3. Pollutants shall be analyzed in accordance with USEPA or ASTM methodologies where such methods exist. Where no USEPA or ASTM methods exist, the State Water Board or Regional Water Board shall approve the use of other methods. Analytical tests shall be conducted by laboratories certified by the California Department of Public Health in accordance with Water Code section 13176.
4. The State Water Board Water Quality Control Plan for Enclosed Bays and Estuaries – Part 1 Sediment Quality, August 25, 2009, (known as **Sediment Quality Plan**, Attachment A) listed chemical analytes needed to characterize sediment contamination exposure and effect. According to Sediment Quality Plan, DDTs shall mean the sum of 4,4'DDT, 2,4'DDT, 4,4'DDE, 2,4'DDE, 4,4'DDD and 2,4'DDD.
5. According to Sediment Quality Plan, total PAHs (polynuclear aromatic hydrocarbons) shall mean the sum of acenaphthene, anthracene, biphenyl, naphthalene, 2,6-dimethylnaphthalene, fluorene, 1-methylnaphthalene, 2-methylnaphthalene, 1-methylphenanthrene, phenanthrene, benzo(a)anthracene, benzo(a)pyrene, benzo(e)pyrene, chrysene, dibenz(a,h)anthracene, fluoranthene, perylene, and pyrene
6. According to Sediment Quality Plan, total PCBs (polychlorinated biphenyls) shall mean the sum of the following PCB congeners: 2,4'-dichlorobiphenyl, 2,2',5'-trichlorobiphenyl, 2,4,4'-trichlorobiphenyl, 2,2',3,5'-tetrachlorobiphenyl, 2,2',5,5'-tetrachlorobiphenyl, 2,3',4,4'-tetrachlorobiphenyl, 2,2',4,5,5'-pentachlorobiphenyl, 2,3,3',4,4'-pentachlorobiphenyl, 2,3',4,4',5'-pentachlorobiphenyl, 2,2',3,3',4,4'-hexachlorobiphenyl, 2,2',3,4,4',5'-hexachlorobiphenyl, 2,2',4,4',5,5'-hexachlorobiphenyl, 2,2',3,3',4,4',5'-heptachlorobiphenyl, 2,2',3,4,4',5,5'-heptachlorobiphenyl, 2,2',3,4',5,5',6-heptachlorobiphenyl, 2,2',3,3',4,4',5,6-octachlorobiphenyl, 2,2',3,3',4,4',5,5',6-nonachlorobiphenyl, and decachlorobiphenyl.

V. WHOLE EFFLUENT TOXICITY TESTING REQUIREMENTS

A. Chronic Toxicity Testing

1. Discharge In-stream Waste Concentration (IWC) for Chronic Toxicity

The chronic toxicity IWC for this discharge is 100 percent effluent.

2. Sample Volume and Holding Time

The total sample volume shall be determined by the specific toxicity test method used. Sufficient sample volume shall be collected to perform both the required toxicity tests and Toxicity Identification Evaluation (TIE) studies. All toxicity tests shall be conducted as soon as possible following sample collection. No more than 36 hours shall elapse before the conclusion of sample collection and test initiation.

3. Chronic Marine and Estuarine Species and Test Methods

If effluent samples are collected from outfalls discharging to receiving waters with salinity ≥ 1 ppt, the Discharger shall conduct the following chronic toxicity tests on effluent samples—at the in-stream waste concentration for the discharge—in accordance with species and test methods in *Short-term Methods for Estimating the Chronic Toxicity of Effluents and Receiving Waters to West Coast Marine and Estuarine Organisms* (EPA/600/R-95/136, 1995). Artificial sea salts shall be used to increase sample salinity. In no case shall these species be substituted with another test species unless written authorization from the Executive Officer is received.

- a. A static renewal toxicity test with the topsmelt, *Atherinops affinis* (Larval Survival and Growth Test Method 1006.01).
- b. A static non-renewal toxicity test with the purple sea urchin, *Strongylocentrotus purpuratus*, and the sand dollar, *Dendraster excentricus* (Fertilization Test Method 1008.0), or a static non-renewal toxicity test with the red abalone, *Haliotis rufescens* (Larval Shell Development Test Method).
- c. A static non-renewal toxicity test with the giant kelp, *Macrocystis pyrifera* (Germination and Growth Test Method 1009.0).

4. Species Sensitivity Screening

Species sensitivity screening shall be conducted during this permit's first required sample collection. The Discharger shall collect a single effluent sample and concurrently conduct three toxicity tests, using the fish, an invertebrate, and the alga species as referenced in this section. The sample shall also be analyzed for the parameters required for the discharge. The species that exhibits the highest "Percent Effect" at the discharge IWC during species sensitivity screening shall be used for routine monitoring during the permit cycle.

Rescreening is required at least once per five (5) years. The Discharger shall rescreen with the three species listed above and continue to monitor with the most sensitive species. If the first suite of rescreening tests demonstrates that the same species is the most sensitive, then the rescreening does not need to include more than one suit of tests. If a different species is the most sensitive, or if there is ambiguity, then the Discharger shall proceed with suites of screening tests using enough collected effluent for a minimum of three, but not to exceed five suites.

5. Quality Assurance and Additional Requirements

Quality assurance measures, instructions, and other recommendations and requirements are found in the test methods manual previously referenced. Additional requirements are specified below.

- a. The discharge is subject to determination of "Pass" or "Fail" and "Percent Effect" from a single-effluent concentration chronic toxicity test at the discharge IWC using the Test of Significant Toxicity (TST) approach described in *National Pollutant Discharge Elimination System Test of Significant Toxicity Implementation Document* (EPA 833-R-10-003, 2010), Appendix A, Figure A-1, and Table A-1. The null hypothesis (H_0) for

the TST approach is: Mean discharge IWC response $\leq 0.75 \times$ Mean control response. A test result that does not reject this null hypothesis is reported as "Fail". The relative "Percent Effect" at the discharge IWC is defined and reported as: $((\text{Mean control response} - \text{Mean discharge IWC response}) \div \text{Mean control response}) \times 100$.

- b. The Median Monthly Effluent Limit (MMEL) for chronic toxicity only applies when there is a discharge more than one day in a calendar month period. During such calendar months, exactly three independent toxicity tests are required when one toxicity test results in "Fail". This requirement is not applicable to discharges composed of entirely of industrial storm water.
- c. Dilution water and control water, including brine controls, shall be laboratory water prepared and used as specified in the test methods manual. If dilution water and control water is different from test organism culture water, then a second control using culture water shall also be used.
- d. Monthly reference toxicant testing is sufficient. All reference toxicant test results should be reviewed and reported.
- e. The Discharger shall perform toxicity tests on final effluent samples. Chlorine and ammonia shall not be removed from the effluent sample prior to toxicity testing, unless explicitly authorized under this section of the Monitoring and Reporting Program and the rationale is explained in the Fact Sheet (Attachment F).

6. Preparation of Initial Investigation TRE Work Plan

The Discharger shall prepare and submit a generic Initial Investigation TRE Work Plan within 90 days of the permit effective date, to be ready to respond to toxicity events. The Discharger shall review and update this work plan as necessary so it remains current and applicable to the discharge. At a minimum, the work plan shall include:

- a. A description of the investigation and evaluation techniques that would be used to identify potential causes and sources of toxicity, effluent variability, and treatment system efficiency.
 - b. A description of methods for maximizing in-house treatment system efficiency, good housekeeping practices, and a list of all chemicals used in operations at the facility.
 - c. If a Toxicity Identification Evaluation (TIE) is necessary, an indication of who would conduct the TIEs (i.e., an in-house expert or outside contractor).
- #### 7. Toxicity Identification Evaluation and Toxicity Reduction Evaluation Process

- a. **Toxicity Identification Evaluation (TIE).** A toxicity test sample is immediately subject to TIE procedures to identify the toxic chemical(s), if a chronic toxicity test shows "Fail and % Effect value ≥ 50 ". The Discharger shall initiate a TIE using, as guidance, EPA manuals: *Methods for Aquatic Toxicity Identification Evaluations: Phase I Toxicity Characterization Procedures* (EPA/600/6-91/003, 1991); *Methods for Aquatic Toxicity Identification Evaluations, Phase II Toxicity Identification Procedures for Samples Exhibiting Acute and Chronic Toxicity* (EPA/600/R-92/080, 1993); *Methods for Aquatic Toxicity Identification Evaluations, Phase III Toxicity Confirmation Procedures for Samples Exhibiting Acute and Chronic Toxicity* (EPA/600/R-92/081, 1993); and *Marine Toxicity Identification Evaluation (TIE): Phase I Guidance Document* (EPA/600/R-96-054, 1996). The TIE should be conducted on the species demonstrating the most sensitive toxicity response.
- b. **Toxicity Reduction Evaluation (TRE).** When a toxicant or class of toxicants is identified, a TRE shall be performed for that toxicant. The TRE shall include all

reasonable steps to identify the source(s) of toxicity and discuss appropriate BMPs to eliminate the causes of toxicity. No later than 30 days after the source of toxicity and appropriate BMPs and/or treatment are identified, the Discharger shall submit a TRE Corrective Action Plan to the Executive Officer for approval. At minimum, the plan shall include:

- i. The potential sources of pollutant(s) causing toxicity.
 - ii. Recommended BMPs and/or treatment to reduce the pollutant(s) causing toxicity.
 - iii. Follow-up monitoring to demonstrate that toxicity has been removed.
 - iv. Actions the Discharger will take to mitigate the effects of the discharge and prevent the recurrence of toxicity.
 - v. A schedule for these actions, progress reports, and the final report.
- c. Many recommended TRE elements parallel required or recommended efforts for source control, pollution prevention, and storm water control programs. TRE efforts should be coordinated with such efforts. As toxic substances are identified or characterized, the Discharger shall continue the TRE by determining the sources and evaluating alternative strategies for reducing or eliminating the substances from the discharge. All reasonable steps shall be taken to reduce toxicity to levels consistent with toxicity evaluation parameters.
 - d. The Discharger shall conduct routine effluent monitoring for the duration of the TIE/TRE process.
 - e. The Regional Water Board recognizes that toxicity may be episodic and identification of causes and reduction of sources of toxicity may not be successful in all cases. The TRE may be ended at any stage if monitoring finds there is no longer toxicity.

8. Reporting

The Self Monitoring Report (SMR) shall include a full laboratory report for each toxicity test. This report shall be prepared using the format and content of the test methods manual chapter titled *Report Preparation*, including:

- a. The toxicity test results for the TST approach, reported as “Pass” or “Fail” and “Percent Effect” at the chronic toxicity IWC for the discharge.
- b. Water quality measurements for each toxicity test (e.g., pH, dissolved oxygen, temperature, conductivity, hardness, salinity, chlorine, ammonia).
- c. TRE/TIE results. The Regional Water Board Executive Officer shall be notified no later than 30 days from completion of each aspect of TRE/TIE analyses.
- d. Statistical program (e.g., TST calculator, CETIS, etc.) output results for each toxicity test.

VI. LAND DISCHARGE MONITORING REQUIREMENTS

Not applicable

VII. RECYCLING MONITORING REQUIREMENTS

Not applicable

VIII. RECEIVING WATER MONITORING REQUIREMENTS

The Discharger may participate in coordinated receiving water, biomonitoring, and sediment monitoring program with other dischargers to the Dominguez Channel Estuary in order to provide the Regional Water Board with a comprehensive water and sediment quality database for this water body.

A. Monitoring Location RSW-001

1. The Discharger shall monitor the Dominguez Channel Estuary at RSW-001 as follows:

Table E-4. Receiving Water Monitoring Requirements for RSW-001

Parameter	Units	Sample Type	Minimum Sampling Frequency ¹	Required Analytical Test Method
Conventional Pollutants				
pH	s.u.	Grab	1/Year	2,3
Non-conventional Pollutants				
Ammonia Nitrogen, Total (as N)	mg/L	Grab	1/Year	2,3
Temperature	°F	Grab	1/Year	2,3
Dissolved Oxygen	mg/L	Grab	1/Year	2
Salinity	ppt	Grab	1/Year	2,3
Priority Pollutants				
Priority Pollutants ⁴	µg/L	Grab	1/Year	2
TCDD Equivalents ⁵	µg/L	Grab	1/Year	2

- ¹ Sampling shall be during the first hour of the first discharge event of the year. If, for safety reasons, a sample cannot be obtained during the first hour of discharge, a sample shall be obtained at the first safe opportunity, and the reason for the delay shall be included in the report. If there is no discharge to surface waters, no sampling is required. In that event, the Discharger shall indicate under penalty of perjury in the corresponding monitoring report that no effluent was discharged to surface water during the reporting period.
- ² Pollutants shall be analyzed using the analytical methods described in 40 C.F.R. Part 136; for Priority Pollutants the methods must meet the lowest MLs specified in Attachment 4 of the SIP, provided as Attachment H. Where no methods are specified for a given pollutant, the methods must be approved by this Regional Water Board or the State Water Board.
- ³ Receiving water pH, salinity, ammonia, and temperature must be analyzed at the same time the samples are collected for Priority Pollutants analysis. A hand-held field meter may be used for pH and temperature, provided the meter utilizes an EPA-approved algorithm/method and is calibrated and maintained in accordance with the manufacturer's instructions. A calibration and maintenance log for each meter used for monitoring required by this Monitoring and Reporting Program shall be maintained at the Facility
- ⁴ Priority Pollutants as defined by the CTR, and included as Attachment I. Annual samples shall be collected during the first hour of discharge from the first storm event of the year. If, for safety reasons, a sample cannot be obtained during the first hour of discharge, then a sample shall be obtained, at first safe opportunity within 12 hours of the beginning of storm water discharge.
- ⁵ TCDD equivalents shall be calculated using the following formula, where the toxicity equivalency factors (TEFs) are as listed in the Table below. The Discharger shall report all measured values of individual congeners, including data qualifiers. When calculating TCDD equivalents, the Discharger shall set congener concentrations below the MLs to zero. USEPA method 1613 may be used to analyze dioxin and furan congeners.

$$\text{Dioxin-TEQ (TCDD equivalents)} = \sum(C_x \times \text{TEF}_x)$$

where: C_x = concentration of dioxin or furan congener x
 TEF_x = TEF for congener x

Congeners	Toxicity Equivalence Factor (TEF)
2,3,7,8 - tetra CDD	1.0
1,2,3,7,8 - penta CDD	1.0
1,2,3,4,7,8 - hexa CDD	0.1
1,2,3,6,7,8 - hexa CDD	0.1
1,2,3,7,8,9 - hexa CDD	0.1
1,2,3,4,6,7,8 - hepta CDD	0.01
Octa CDD	0.0001
2,3,7,8 - tetra CDF	0.1
1,2,3,7,8 - penta CDF	0.05
2,3,4,7,8 - penta CDF	0.5
1,2,3,4,7,8 - hexa CDF	0.1
1,2,3,6,7,8 - hexa CDF	0.1
1,2,3,7,8,9 - hexa CDF	0.1
2,3,4,6,7,8 - hexa CDF	0.1
1,2,3,4,6,7,8 - hepta CDFs	0.01
1,2,3,4,7,8,9 - hepta CDFs	0.01
Octa CDF	0.0001

B. Bed Sediment Monitoring at SED-001

The Harbor Toxics TMDL encourages responsible parties to join a group of responsible parties to design and implement a collaborative monitoring plan. The Dominguez Channel Estuary responsible parties are each individually responsible for conducting water, sediment, and fish tissue monitoring. However, they are encouraged to collaborate or coordinate their efforts to avoid duplication and reduce associated costs. Dischargers interested in coordinated monitoring shall submit a coordinated monitoring plan that identifies monitoring to be implemented by the responsible parties. Under the coordinated monitoring option, the compliance point for the WLAs shall be storm drain outfalls or a point(s) in the receiving water that suitably represents the combined discharge of cooperating parties.

The details of the monitoring program including sampling locations and all methods shall be specified in the MRP to be approved by the Executive Officer.

The Discharger shall monitor bed sediment at a sampling location specified in the collaborative monitoring plan. As an option, the Discharger may choose to conduct additional bed sediment monitoring at Monitoring Location SED-001 in order to demonstrate compliance with sediment limitations by meeting sediment numeric targets of cadmium, chlordane and dieldrin in bed sediments over a 3-year averaging period (see section IV. B. of the Order). Surface grab samples containing the upper 5 centimeters of sediment shall be collected and analyzed for the following:

Table E-5. Bed Sediment Monitoring Requirements for SED-001

Parameter	Units	Sample Type	Minimum Sampling Frequency	Required Analytical Test Method
Cadmium, Total Recoverable	mg/kg dry sediment	grab	1/year	1
Chlordane	µg/kg dry sediment	grab	1/year	1
Dieldrin	µg/kg dry sediment	grab	1/year	1

¹ Pollutants shall be analyzed in accordance with USEPA or ASTM methodologies where such methods exist. Where no USEPA or ASTM methods exist, the State Water Board or Regional Water Board shall

approve the use of other methods. Analytical tests shall be conducted by laboratories certified by the State Water Board in accordance with Water Code section 13176.

IX. OTHER MONITORING REQUIREMENTS

A. Storm Water Monitoring

- 1. Rainfall Monitoring.** The Discharger shall measure and record the rainfall on each day of the month or submit the data obtained from the nearest city/county operated rain gauge monitoring station. This information shall be included in the monitoring report for that month.
- 2. Visual Observation.** The Discharger shall make visual observations of all storm water discharge locations on at least one storm event per month that produces a significant storm water discharge to observe the presence of floating and suspended materials, oil and grease, discoloration, turbidity, and odor. A "significant storm water discharge" is a continuous discharge of storm water for a minimum of one hour, or the intermittent discharge of storm water for a minimum of 3 hours in a 12-hour period.

B. Regional Monitoring

The Discharger may be required to participate in the development of Regional Monitoring program(s) to address pollutants as specified in the Harbor Toxics TMDL. If the Discharger joins a group of stakeholders to complete this monitoring, the Discharger must provide documentation of participation and a description of applicable responsibilities. The Regional Water Board must also be provided with documentation of the availability of the reports associated with the implementation of the Monitoring Plan.

X. REPORTING REQUIREMENTS

A. General Monitoring and Reporting Requirements

- 1.** The Discharger shall comply with all Standard Provisions (Attachment D) related to monitoring, reporting, and recordkeeping.
- 2.** If there is no discharge during any reporting period, the Discharger shall indicate under penalty of perjury in the corresponding monitoring report that no effluent was discharged to surface water during the reporting period.
- 3.** Each monitoring report shall contain a separate section titled "Summary of Non-Compliance" which discusses the compliance record and corrective actions taken or planned that may be needed to bring the discharge into full compliance with waste discharge requirements. This section shall clearly list all non-compliance with waste discharge requirements, as well as all excursions of effluent limitations.
- 4.** The Discharger shall inform the Regional Water Board well in advance of any proposed construction activity that could potentially affect compliance with applicable requirements.
- 5.** The Discharger shall report the results of chronic toxicity testing, TRE and TIE as required in the Attachment E, Monitoring and Reporting, Section V.

B. Self-Monitoring Reports (SMR's)

1. The Discharger shall electronically submit SMR's using the State Water Board's California Integrated Water Quality System (CIWQS) Program Web site (<http://www.waterboards.ca.gov/ciwqs/index.html>). The CIWQS Web site will provide additional information for SMR submittal in the event there will be a planned service interruption for electronic submittal.
2. The Discharger shall report in the SMR the results for all monitoring specified in this MRP under sections III through IX. The Discharger shall submit quarterly SMR's including the results of all required monitoring using USEPA-approved test methods or other test methods specified in this Order. SMR's are to include all new monitoring results obtained since the last SMR was submitted. If the Discharger monitors any pollutant more frequently than required by this Order, the results of this monitoring shall be included in the calculations and reporting of the data submitted in the SMR.
3. Monitoring periods and reporting for all required monitoring shall be completed according to the following schedule:

Table E-6. Monitoring Periods and Reporting Schedule

Sampling Frequency	Monitoring Period Begins On...	Monitoring Period	SMR Due Date
1/Day	On permit effective date.	(Midnight through 11:59 PM) or any 24-hour period that reasonably represents a calendar day for purposes of sampling.	May 1 August 1 November 1 February 1
1/Discharge Event	On permit effective date.	January 1 through March 31 April 1 through June 30 July 1 through September 30 October 1 through December 31	May 1 August 1 November 1 February 1
1/Year	On permit effective date	January 1 through December 31	February 1

4. Reporting Protocols. The Discharger shall report with each sample result the applicable Reporting Level (RL) and the current Method Detection Limit (MDL), as determined by the procedure in 40 C.F.R. Part 136.
5. The Discharger shall report the results of analytical determinations for the presence of chemical constituents in a sample using the following reporting protocols:
 - a. Sample results greater than or equal to the RL shall be reported as measured by the laboratory (i.e., the measured chemical concentration in the sample).
 - b. Sample results less than the RL, but greater than or equal to the laboratory's MDL, shall be reported as "Detected, but Not Quantified," or DNQ. The estimated chemical concentration of the sample shall also be reported.

For the purposes of data collection, the laboratory shall write the estimated chemical concentration next to DNQ. The laboratory may, if such information is available, include numerical estimates of the data quality for the reported result. Numerical estimates of data quality may be percent accuracy (\pm a percentage of the reported

- value), numerical ranges (low to high), or any other means considered appropriate by the laboratory.
- c. Sample results less than the laboratory's MDL shall be reported as "Not Detected," or ND.
 - d. Dischargers are to instruct laboratories to establish calibration standards so that the ML value (or its equivalent if there is differential treatment of samples relative to calibration standards) is the lowest calibration standard. At no time is the Discharger to use analytical data derived from extrapolation beyond the lowest point of the calibration curve.
6. Compliance Determination. Compliance with effluent limitations for priority pollutants shall be determined using sample reporting protocols defined above and Attachment A and I. For purposes of reporting and administrative enforcement by the Regional Water Board and State Water Board, the Discharger shall be deemed out of compliance with effluent limitations if the concentration of the priority pollutant in the monitoring sample is greater than the effluent limitation and greater than or equal to the reporting level (RL).
7. Multiple Sample Data. When determining compliance with an AMEL or MDEL for priority pollutants and more than one sample result is available, the Discharger shall compute the arithmetic mean unless the data set contains one or more reported determinations of "Detected, but Not Quantified" (DNQ) or "Not Detected" (ND). In those cases, the Discharger shall compute the median in place of the arithmetic mean in accordance with the following procedure:
- a. The data set shall be ranked from low to high, ranking the reported ND determinations lowest, DNQ determinations next, followed by quantified values (if any). The order of the individual ND or DNQ determinations is unimportant.
 - b. The median value of the data set shall be determined. If the data set has an odd number of data points, then the median is the middle value. If the data set has an even number of data points, then the median is the average of the two values around the middle unless one or both of the points are ND or DNQ, in which case the median value shall be the lower of the two data points where DNQ is lower than a value and ND is lower than DNQ.
8. The Discharger shall submit SMR's in accordance with the following requirements:
- a. The Discharger shall arrange all reported data in a tabular format. The data shall be summarized to clearly illustrate whether the facility is operating in compliance with interim and/or final effluent limitations. The Discharger is not required to duplicate the submittal of data that is entered in a tabular format within CIWQS. When electronic submittal of data is required and CIWQS does not provide for entry into a tabular format within the system, the Discharger shall electronically submit the data in a tabular format as an attachment.
 - b. The Discharger shall attach a cover letter to the SMR. The information contained in the cover letter shall clearly identify violations of the WDRs; discuss corrective actions taken or planned; and the proposed time schedule for corrective actions. Identified violations must include a description of the requirement that was violated and a description of the violation.

C. Discharge Monitoring Reports (DMR's)

Not Applicable

D. Other Reports

1. **Within 90 days** of the effective date of this permit, the Discharger is required to submit the following to the Regional Water Board:

- a. Initial Investigation TRE workplan
- b. Updated SWPPP
- c. Updated BMPP
- d. Spill Contingency Plan

The SWPPP, BMPP, and Spill Contingency Plan status shall be reviewed at a minimum once per year and updated as needed to ensure all actual or potential sources of pollutants in wastewater and storm water discharged from the facility are addressed. All changes or revisions to the SWPPP, BMPP, and Spill Contingency Plan shall be submitted to the Regional Water Board within 30 days of revisions.

2. According the Harbor Toxics TMDL, the Discharger shall submit an annual monitoring/implementation report to the Regional Water Board. The report shall describe the measures implemented and the progress achieved toward meeting the assigned WLAs. The annual report shall be received by the Regional Water Board by the specified date in the proposed Monitoring Plan.

ATTACHMENT F – FACT SHEET

Contents

I.	Permit Information.....	F-3
II.	Facility Description.....	F-4
	A. Description of Wastewater and Biosolids Treatment and Controls.....	F-5
	B. Discharge Points and Receiving Waters.....	F-6
	C. Summary of Existing Requirements and Self-Monitoring Report (SMR) Data.....	F-6
	D. Compliance Summary.....	F-7
	E. Planned Changes.....	F-7
III.	Applicable Plans, Policies, and Regulations.....	F-7
	A. Legal Authorities.....	F-7
	B. California Environmental Quality Act (CEQA).....	F-8
	C. State and Federal Laws, Regulations, Policies, and Plans.....	F-8
	D. Impaired Water Bodies on CWA Section 303(d) List.....	F-10
	E. Other Plans, Policies and Regulations.....	F-13
IV.	Rationale For Effluent Limitations and Discharge Specifications.....	F-13
	A. Discharge Prohibitions.....	F-14
	B. Technology-Based Effluent Limitations.....	F-14
	1. Scope and Authority.....	F-14
	2. Applicable Technology-Based Effluent Limitations.....	F-15
	C. Water Quality-Based Effluent Limitations (WQBELs).....	F-17
	1. Scope and Authority.....	F-17
	2. Applicable Beneficial Uses and Water Quality Criteria and Objectives.....	F-17
	3. Determining the Need for WQBELs.....	F-19
	4. WQBEL Calculations.....	F-21
	5. WQBELs Based on Basin Plan Objectives.....	F-25
	6. Whole Effluent Toxicity (WET).....	F-27
	7. Final WQBELs.....	F-27
	D. Final Effluent Limitation Consideration.....	F-30
	1. Anti-Backsliding Requirements.....	F-30
	2. Antidegradation Policies.....	F-31
	3. Stringency of Requirements for Individual Pollutants.....	F-31
	4. Mass-based Effluent Limitations.....	F-32
	5. Summary of Final Effluent Limitations.....	F-32
	E. Land Discharge Specifications.....	F-35
	F. Recycling Specifications.....	F-35
V.	Rationale for Receiving Water Limitations.....	F-35
	A. Surface Water.....	F-36
	B. Groundwater.....	F-36
VI.	Rationale for Provisions.....	F-36
	A. Standard Provisions.....	F-36
	B. Special Provisions.....	F-36
	1. Reopener Provisions.....	F-36
	2. Special Studies and Additional Monitoring Requirements.....	F-36
	3. Best Management Practices and Pollution Prevention.....	F-37
	4. Construction, Operation, and Maintenance Specifications.....	F-38
	5. Other Special Provisions.....	F-38

6. Compliance Schedules F-38

VII. Rationale for Monitoring and Reporting Requirements F-38

 A. Influent Monitoring F-38

 B. Effluent Monitoring F-38

 C. Effluent Sediment Monitoring F-38

 D. Whole Effluent Toxicity Testing Requirements F-39

 E. Receiving Water Monitoring F-39

 1. Surface Water F-39

 2. Bed Sediment Monitoring F-39

 3. Groundwater F-39

 F. Other Monitoring Requirements F-40

 1. Rainfall Monitoring and Visual Observation F-40

 2. Regional Monitoring F-40

VIII. Public Participation F-40

Tables

Table F-1. Facility Information F-3

Table F-2. Historic Final Effluent Limitations and Interim Effluent Limitations F-6

Table F-3. Basin Plan Beneficial Uses F-8

Table F-4. Summary of Technology-based Effluent Limitations F-16

Table F-5. Applicable Water Quality Criteria F-18

Table F-6. Water Column WLAs for Discharges to the Dominguez Channel Estuary F-19

Table F-7. Summary of Reasonable Potential Analysis F-20

Table F-8. Applicable Basin Plan Numeric Water Quality Objectives F-25

Table F-9. Summary of Water Quality-based Effluent Limitations F-27

Table F-10. Summary of Final Effluent Limitations F-32

ATTACHMENT F – FACT SHEET

As described in section I of the Order, the Los Angeles Regional Water Quality Control Board (Regional Water Board) incorporates this Fact Sheet as findings of the Regional Water Board supporting the issuance of this Order. This Fact Sheet includes the legal requirements and technical rationale that serve as the basis for the requirements of this Order.

This Order has been prepared under a standardized format to accommodate a broad range of discharge requirements for Dischargers in California. Only those sections or subsections of this Order that are specifically identified as “not applicable” have been determined not to apply to this Discharger. Sections or subsections of this Order not specifically identified as “not applicable” are fully applicable to this Discharger.

I. PERMIT INFORMATION

The following table summarizes administrative information related to the facility.

Table F-1. Facility Information

WDID	4B192010019
Discharger	Tesoro Logistics Operations, LLC
Name of Facility	Tesoro Carson Crude Terminal
Facility Address	24696 South Wilmington Avenue
	Carson, CA 90745-6126
	Los Angeles County
Facility Contact, Title and Phone	Donna DiRocco, Environmental Coordinator, (562) 499-2202
Authorized Person to Sign and Submit Reports	Tim Hayes, L.A. Basin Pipelines District Operations Manager, (310) 847-5812
Mailing Address	1300 Pier B Street, Long Beach CA 90813
Billing Address	SAME
Type of Facility	Tank farm for storage of bulk petroleum products
Major or Minor Facility	Minor
Threat to Water Quality	3
Complexity	C
Pretreatment Program	N
Recycling Requirements	None
Facility Permitted Flow	0.500 million gallons per day (MGD)
Facility Design Flow	0.5 MGD
Watershed	Dominguez Channel Watershed
Receiving Water	Dominguez Channel Estuary
Receiving Water Type	Inland surface water

- A.** Tesoro Logistics Operations, LLC (hereinafter Discharger) is the owner and operator of Tesoro Carson Crude Terminal (hereinafter Facility), a tank farm for storage of bulk petroleum products.

For the purposes of this Order, references to the “discharger” or “permittee” in applicable federal and state laws, regulations, plans, or policy are held to be equivalent to references to the Discharger herein.

- B.** The Facility discharges storm water to the Dominguez Channel Estuary, a water of the United States and State of California. The discharge is currently regulated by Order No. R4-2008-0202

which was adopted on December 11, 2008. Order No. R4-2008-0202 expired on November 10, 2013. The terms and conditions of the current Order have been administratively extended as per 40 Code Federal Regulations (C.F.R.) section 122.6 and remain in effect until new Waste Discharge Requirements and an NPDES permit are adopted pursuant to this Order.

- C. The Discharger filed a report of waste discharge (ROWD) and submitted an application for reissuance of its Waste Discharge Requirements (WDRs) and National Pollutant Discharge Elimination System (NPDES) permit on April 12, 2013. Supplemental information was received on April 14, 2014. The application was deemed complete on April 14, 2014. A site visit was conducted on September 25, 2013, and April 14, 2014, to observe operations and collect additional data to develop permit limitations and requirements for waste discharge.
- D. On September 11, 2014, the Regional Water Board adopted Order No. R4-2014-0189 for the Facility, which became effective on November 1, 2014
- E. The Order adopted by the Regional Water Board on September 11, 2014 required the Discharger to monitor for chronic toxicity once per discharge event and once every seven days, if the discharge is continuous. The purpose of that requirement was to obtain recent chronic toxicity monitoring data since the Facility had not discharged storm water to surface waters in several years. In a letter dated February 28, 2017, the Discharger requested that the monitoring frequency for chronic toxicity be modified from once per discharge event to annually, which is consistent with other Board permits issued to Tesoro. During the storm events in January 2017 to February 2017, the Facility's permitted flows to the sanitary sewer and the onsite storm water storage ponds reached their capacities. As the amount of storm water runoff collected onsite posed a threat of flooding, the Facility had to discharge continuously to surface waters to reduce the water level in the onsite storage ponds. Prior to discharge, the Discharger conducted effluent monitoring, including chronic toxicity monitoring once every seven days, as specified in this Order. The monitoring results for chronic toxicity, as well as for metals and other parameters, were in compliance with the effluent limitations in this Order. As recent chronic toxicity monitoring has now been obtained and demonstrated compliance with effluent limitations, this Order is being amended to modify the monitoring frequency for chronic toxicity from once per discharge event to annually, which is consistent with other recently adopted permits for facilities with similar discharges in this Region.

II. FACILITY DESCRIPTION

The Facility is a tank farm for the storage and transfer of bulk petroleum products. Crude oil is transferred to the Facility via pipeline from Tesoro Marine Terminals (T2 and Berth 121). Crude oil is transferred from the Facility via pipeline to the Tesoro Carson Refinery, which is located on an adjacent property to the north of the Facility. The Facility consists of five above-ground storage tanks (AST): two ASTs with a capacity of 450,000 barrels (18.9 million gallons) each; and three ASTs with a capacity of 376,000 barrels (15.792 million gallons) each. Each of the ASTs is within a diked containment area to capture any leakage from the tanks. The Facility also includes three oil wells in the southern perimeter of the site that are leased to Cooper and Brain Inc. The Discharger operates the Southwest Booster Station which pumps Jet-A fuel from the Carson Refinery to the Los Angeles International Airport. In addition, the Discharger maintains a hazardous waste storage area in the northwestern area of the site. Hazardous waste is stored in 55-gallon drums and other Department of Transportation approved packaging within a contained area covered by a canopy roof.

The Facility is operated remotely from the Tesoro Operations Control Center located at the Tesoro East Haynes office at 5905 Paramount Boulevard, Long Beach and the Tesoro T2 office at 1300

Pier B Street in Long Beach, California. The Discharger also performs manual operations at the Facility.

A. Description of Wastewater and Biosolids Treatment and Controls

The Facility has two storm water retention ponds; the on-site holding pond or inner pond located within the confines of the Facility, and the off-site holding pond or outer pond located adjacent to the Facility along the northwestern side. The inner pond is made of impervious concrete and the capacity is 1.638 million gallons. The outer pond is unlined and made of a combination of pervious rock and an earthen bottom. The estimated capacity of the outer pond is 29 to 32 million gallons, depending on the amount of silt that has accumulated on the bottom of the pond over the years.

Storm water runoff from the diked tank containment areas, the Southwest Booster Station, oil wells, the pump/meter area, and area roadways drains via catch basins to the inner pond. Storm water that accumulates within the containment area is visually inspected for visible pollutants and sheen prior to release (if the quality appears acceptable).to the inner pond via roadway catch basins. Storm water is retained within the inner pond for sedimentation and only discharged when the volume of water in the pond necessitates a discharge. Prior to every discharge, a sample is collected and a visual observation is made of the pond surface. Any oil sheen that is observed is then removed by the use of hydrophobic oil-absorbent pads and/or booms. As an additional precaution, the suction pipe for the pond discharge pump originates and draws water well below the high level of the pond, preventing discharge of any potential oil sheens. All pond discharges are manned by Tesoro operators.

The outer pond is utilized as a secondary storm water retention basin. The facility has the option of pumping storm water from the inner retention pond to the outer retention pond. The outer pond also collects rain water from the adjacent truck and container parking lot, located north of the outer pond and also owned by Tesoro Logistics Operations, LLC. The outer pond also acts as an evaporation basin between wet weather events. If excess rainfall is experienced during the wet season and the outer pond approaches capacity, the retained water may be discharged to surface waters as allowed under the NPDES permit.

Additional wastewaters generated at the site include tank draw water, discharge from crude transfer pressure relief valves, storm water from the Southwest Booster Station relief tank, and miscellaneous oily water sources. These wastewaters are collected and transferred to the Tesoro Carson Refinery for product reclamation and water treatment and are not included in discharges covered by this Order.

In 2010, the Discharger obtained an industrial wastewater discharge permit with the Los Angeles County Sanitation District (LACSD Permit No. 21301) to discharge storm water from the inner pond to the sanitary sewer.

Prior to discharge under the NPDES permit, a sample is collected, analyzed, and a visual observation is made of the inner pond surface. Representative discharge samples are also obtained at the required frequency during active discharge and as specified by the NPDES and LACSD permits. If sample results indicate effluent quality would not meet NPDES permit limitations then the storm water is discharged to the sanitary sewer under the LACSD permit. If sample results indicate effluent quality is within NPDES permit limits, then storm water from the inner pond is pumped to a dedicated line that exits the site at the northwestern section of the site. During discharge, an effluent sample is collected to provide a representative sample for compliance monitoring.

The ROWD reported an average flow of 0.499 MGD. Order No. R4-2008-0202 allows a maximum flow of 0.500 MGD. Because the current permitted flow is slightly higher than the reported flow in the ROWD, the maximum flow of 0.500 MGD in Order No. R4-2008-0202 has been retained in this Order.

B. Discharge Points and Receiving Waters

Storm water runoff from the Facility is discharged intermittently from either the inner or outer holding pond via a pump that pushes effluent through a PVC pipe that follows the Facility's access road to the Facility's entrance on Wilmington Avenue; from there, the effluent follows the curbing along Wilmington Avenue (adjacent to the Facility's entrance) northward and discharges into a storm water drop inlet (Discharge Point 001) located at the southeastern corner of Wilmington Avenue and Sepulveda Boulevard in Carson, California (Latitude 33° 48' 29.83" North, Longitude 118° 15' 17.72" West). Effluent that empties into the storm water drop inlet at Discharge Point 001 is conveyed via a storm sewer that empties into Dominguez Channel Estuary, a water of the United States and State of California.

The Facility is authorized to discharge up to 0.500 MGD of storm water runoff from either the inner or outer holding pond. Attachment B depicts the site map, site drainage map, and aerial view of the Facility. Attachment C depicts the schematic diagram of the wastewater flow.

C. Summary of Existing Requirements and Self-Monitoring Report (SMR) Data

Effluent limitations contained in Order No. R4-2008-0202 for discharges from Discharge Point No. 001 (Monitoring Location EFF-001) are summarized below.

Table F-2. Historic Final Effluent Limitations and Interim Effluent Limitations

Parameter	Units	Final Effluent Limitations			Interim Effluent Limitations	Monitoring Data (January 20, 2010-March 23, 2010)
		Maximum Daily	Instantaneous Minimum	Instantaneous Maximum	Maximum Daily	Maximum Daily
Conventional Pollutants						
Biochemical Oxygen Demand (BOD) 5-day @ 20°C	mg/L	30	--	--	--	7.3
Oil and Grease	mg/L	15	--	--	--	< 1.3
pH	s.u.	--	6.5	8.5	--	7.07 – 7.61 ¹
Total Suspended Solids (TSS)	mg/L	75	--	--	--	37
Non-conventional Pollutants						
Ammonia Nitrogen, Total (as N)	mg/L	2.81 ²	--	--	--	0.64
Temperature	°F	--	--	86	--	68
Phenolics	mg/L	1.0	--	--	--	0.025 ³
Sulfides	mg/L	1.0	--	--	--	0.035 ³
Turbidity	NTU	75	--	--	--	51
Xylenes, Total	µg/L	1,750	--	--	--	< 0.3
Methyl Tert-butyl Ether (MTBE)	µg/L	5.0	--	--	--	< 0.32

Parameter	Units	Final Effluent Limitations			Interim Effluent Limitations	Monitoring Data (January 20, 2010-March 23, 2010)
		Maximum Daily	Instantaneous Minimum	Instantaneous Maximum	Maximum Daily	Maximum Daily
Acute Toxicity	% Survival	4			--	100% ⁵
Priority Pollutants						
Copper, Total Recoverable	µg/L	5.8 ⁷	--	--	25.7 ⁶	12
Lead, Total Recoverable	µg/L	14.8 ⁷	--	--	16.4 ⁶	6.8
Nickel, Total Recoverable	µg/L	13.4	--	--	--	3.6
Zinc, Total Recoverable	µg/L	95 ⁷	--	--	448 ⁶	110
TCDD-Equivalents	pg/L	0.03 ⁷	--	--	2.2 ⁶	0.9079

1. Range of effluent values.
2. The Basin Plan ammonia 1-hour objective of 0.233 was required to be translated to total ammonia following implementation procedures in Resolution 2002-022. Using receiving water pH, temperature, and salinity sample results from February 4, 2010, the ammonia objective translates to an effluent limitation of 2.81 mg/L.
3. J-flag concentration. Concentration estimated below the reporting limit (RL), and above the minimum detection limit (MDL).
4. The acute toxicity of the effluent shall be such that:
 - i. the average survival in the undiluted effluent for any three (3) consecutive 96-hour static or continuous flow bioassay tests shall be at least 90%, and
 - ii. no single test shall produce less than 70% survival.
5. Minimum percent survival in 100 percent effluent.
6. Interim effluent limitations were effective from January 10, 2009, until May 17, 2010.
7. Final effluent limitations became effective on May 18, 2010.

D. Compliance Summary

During the term of Order No. R4-2008-0202, the Discharger failed to upload the rainfall data in the 2nd Quarter 2013, “No Discharge Report”. However, the Discharger uploaded the rainfall data on August 8, 2014. There were no violations of the effluent limitations during the term of Order No. R4-2008-0202.

E. Planned Changes

The Discharger does not currently have any planned changes to the Facility.

III. APPLICABLE PLANS, POLICIES, AND REGULATIONS

The requirements contained in this Order are based on the requirements and authorities described in this section.

A. Legal Authorities

This Order serves as WDRs pursuant to article 4, chapter 4, division 7 of the California Water Code (commencing with section 13260). This Order is also issued pursuant to Section 402 of the federal Clean Water Act (CWA) and implementing regulations adopted by the USEPA and

chapter 5.5, division 7 of the Water Code (commencing with section 13370). It shall serve as an NPDES permit for point source discharges from this facility to surface waters.

B. California Environmental Quality Act (CEQA)

Under Water Code section 13389, this action to adopt an NPDES permit is exempt from the provisions of Chapter 3 of CEQA, (commencing with section 21100) of Division 13 of the Public Resources Code.

C. State and Federal Laws, Regulations, Policies, and Plans

1. Water Quality Control Plan. The Regional Water Board adopted a Water Quality Control Plan for the Los Angeles Region (hereinafter Basin Plan) on June 13, 1994, that designates beneficial uses, establishes water quality objectives, and contains implementation programs and policies to achieve those objectives for all waters addressed through the plan. Requirements in this Order implement the Basin Plan. Beneficial uses applicable to Dominguez Channel Estuary are as follows:

Table F-3. Basin Plan Beneficial Uses

Discharge Point	Receiving Water Name	Beneficial Use(s)
001	Dominguez Channel Estuary	<p><u>Existing:</u> Contact (REC-1) and non-contact (REC-2) water recreation; commercial and sport fishing (COMM); estuarine habitat (EST); marine habitat (MAR); wildlife habitat (WILD); preservation of rare and endangered species (RARE); migration of aquatic organisms (MIGR); and spawning, reproduction, or early development (SPWN).</p> <p><u>Potential:</u> Navigation (NAV)</p>

2. Enclosed Bays and Estuaries Policy. The Water Quality Control Policy for the Enclosed Bays and Estuaries of California (Enclosed Bay and Estuaries Policy), adopted by the State Water Resources Control Board (State Water Board) as Resolution No. 95-84 on November 16, 1995, states that:

"It is the policy of the State Water Board that the discharge of municipal wastewaters and industrial process waters (exclusive of cooling water discharges) to enclosed bays and estuaries, other than the San Francisco Bay-Delta system, shall be phased out at the earliest practicable date. Exceptions to this provision may be granted by a Regional Water Board only when the Regional Water Board finds that the wastewater in question would consistently be treated and discharged in such a manner that it would enhance the quality of receiving waters above that which would occur in the absence of the discharge."

While the Facility discharges to the Dominguez Channel, within the Estuary, the wastewater is comprised primarily of storm water, and therefore is not considered to be industrial process wastewater. Nonetheless, this Order contains provisions necessary to protect all beneficial uses of the receiving water.

3. **Thermal Plan.** The State Water Board adopted the Water Quality Control Plan for Control of Temperature in the Coastal and Interstate Waters and Enclosed Bays and Estuaries of California (Thermal Plan) on January 7, 1971, and amended this plan on September 18, 1975. This plan contains temperature objectives for surface waters. Requirements of this Order implement the Thermal Plan. Additionally, a white paper developed by Regional Water Board staff entitled Temperature and Dissolved Oxygen Impacts on Biota in Tidal Estuaries and Enclosed Bays in the Los Angeles Region evaluated optimum temperature for regional aquatic life. The white paper evaluated the optimum temperatures for steelhead, topsmelt, ghost shrimp, brown rock crab, jackknife clam, and blue mussel. A maximum effluent temperature limitation of 86°F was determined to be appropriate for protection of aquatic life and is included in this Order.
4. **Sediment Quality.** The State Water Board adopted the Water Quality Control Plan for Enclosed Bays and Estuaries – Part 1, Sediment Quality on September 16, 2008, and it became effective on August 25, 2009. This plan supersedes other narrative sediment quality objectives, and establishes new sediment quality objectives and related implementation provisions for specifically defined sediments in most bays and estuaries. Requirements of this Order implement sediment quality objectives of this Plan.
5. **National Toxics Rule (NTR) and California Toxics Rule (CTR).** USEPA adopted the NTR on December 22, 1992, and later amended it on May 4, 1995, and November 9, 1999. About forty criteria in the NTR applied in California. On May 18, 2000, USEPA adopted the CTR. The CTR promulgated new toxics criteria for California and, in addition, incorporated the previously adopted NTR criteria that were applicable in the state. The CTR was amended on February 13, 2001. These rules contain federal water quality criteria for priority pollutants.
6. **State Implementation Policy.** On March 2, 2000, the State Water Board adopted the Policy for Implementation of Toxics Standards for Inland Surface Waters, Enclosed Bays, and Estuaries of California (State Implementation Policy or SIP). The SIP became effective on April 28, 2000, with respect to the priority pollutant criteria promulgated for California by the USEPA through the NTR and to the priority pollutant objectives established by the Regional Water Board in the Basin Plan. The SIP became effective on May 18, 2000, with respect to the priority pollutant criteria promulgated by the USEPA through the CTR. The State Water Board adopted amendments to the SIP on February 24, 2005, that became effective on July 13, 2005. The SIP establishes implementation provisions for priority pollutant criteria and objectives and provisions for chronic toxicity control. Requirements of this Order implement the SIP.
7. **Antidegradation Policy.** Federal regulation 40 C.F.R. Section 131.12 requires that the state water quality standards include an antidegradation policy consistent with the federal policy. The State Water Board established California's antidegradation policy in State Water Board Resolution 68-16. Resolution 68-16 is deemed to incorporate the federal antidegradation policy where the federal policy applies under federal law. Resolution 68-16 requires that existing water quality be maintained unless degradation is justified based on specific findings. The Regional Water Board's Basin Plan implements, and incorporates by reference, both the State and federal antidegradation policies. The permitted discharge must be consistent with the antidegradation provision of 40 C.F.R. Section 131.12 and State Water Board Resolution 68-16.
8. **Anti-Backsliding Requirements.** Sections 402(o) and 303(d)(4) of the CWA and federal regulations at 40 C.F.R.¹ section 122.44(l) restrict backsliding in NPDES permits. These anti-backsliding provisions require that effluent limitations in a reissued permit must be as

¹ All further statutory references are to title 40 of the Code of Federal Regulations unless otherwise indicated.

stringent as those in the previous permit, with some exceptions in which limitations may be relaxed.

9. **Endangered Species Act Requirements.** This Order does not authorize any act that results in the taking of a threatened or endangered species or any act that is now prohibited, or becomes prohibited in the future, under either the California Endangered Species Act (Fish and Game Code, §§ 2050 to 2097) or the Federal Endangered Species Act (16 U.S.C. §§ 1531 to 1544). This Order requires compliance with effluent limits, receiving water limits, and other requirements to protect the beneficial uses of waters of the state, including protecting rare, threatened, or endangered species. The discharger is responsible for meeting all requirements of the applicable Endangered Species Act.

D. Impaired Water Bodies on CWA Section 303(d) List

Section 303(d) of the CWA requires states to identify specific water bodies where water quality standards are not expected to be met after implementation of technology-based effluent limitations on point sources. For all CWA section 303(d)-listed water bodies and pollutants, the Regional Water Board plans to develop and adopt total maximum daily loads (TMDLs) that will specify wasteload allocations (WLA) for point sources and load allocations (LA) for non-point sources, as appropriate.

The USEPA approved the State's 2010 CWA section 303(d) list of impaired water bodies on November 12, 2010. Certain receiving waters in the Los Angeles watershed do not fully support beneficial uses and therefore have been classified as impaired on the 2010 CWA section 303(d) list and have been scheduled for TMDL development.

The Facility discharges to the Dominguez Channel Estuary. The 2010 State Water Resources Control Board (State Water Board) California CWA section 303(d) List includes the classification of the Dominguez Channel Estuary. The pollutants of concern include ammonia, benthic community effects, benzo(a)pyrene, benzo[a]anthracene, chlordane (tissue), chrysene (C1-C4), coliform bacteria, DDT (tissue and sediment), dieldrin (tissue), lead (tissue), PCBs, phenanthrene, pyrene, sediment toxicity, and zinc.

The following are summaries of the TMDLs for Dominguez Channel and Greater Los Angeles and Long Beach Harbor Waters:

1. **Bacteria TMDL.** The Regional Water Board approved the Los Angeles Harbor Bacteria TMDL (Bacteria TMDL) through Resolution 2004-011 on July 1, 2004. The State Water Board, Office of Administrative Law (OAL), and USEPA approved the TMDL on October 21, 2004, January 5, 2005, and March 1, 2005, respectively. The Bacteria TMDL addresses Inner Cabrillo Beach and the Main Ship Channel of the Los Angeles Inner Harbor. This Order includes bacteria limitations based on water quality standards (WQS) applicable to Dominguez Channel Estuary, not based on the Bacteria TMDL. These WQS (and water quality-based effluent limitations [WQBELs]) are identical to the WQS used to develop the Bacteria TMDL that is applicable to the Main Ship Channel immediately downstream of Dominguez Channel Estuary.
2. **Harbor Toxics TMDL.** The Regional Water Board adopted Resolution No. R11-008 on May 5, 2011, that amended the Basin Plan to incorporate the *TMDL for Toxic Pollutants in Dominguez Channel and Greater Los Angeles and Long Beach Harbors Waters* (Harbor Toxics TMDL). The Harbor Toxics TMDL was approved by the State Water Board on February 7, 2012, the OAL on March 21, 2012, and the USEPA on March 23, 2012. The Harbor Toxics TMDL contains requirements applicable to this discharge. Therefore, the Regional Water Board has developed and included effluent limitations and monitoring

requirements within this Order that are consistent with all assumptions and requirements of all WLAs included in the Harbor Toxics TMDL.

For the Dominguez Channel Estuary, the Harbor Toxics TMDL included:

- a. Sediment interim concentration-based allocations (in mg/kg sediment) for copper, lead, zinc, 4,4'-DDT, PAHs, and PCBs (Attachment A to Resolution No. R11-008, p. 11).
- b. Water column final concentration-based WLAs ($\mu\text{g/L}$) for copper, lead, zinc, PAHs, chlordane, 4,4'-DDT, dieldrin, and total PCBs (Attachment A to Resolution No. R11-008, pp. 13-14).
- c. Final concentration-based sediment WLA (in mg/kg dry sediment) for cadmium (Attachment A to Resolution No. R11-008, p. 17).
- d. Final concentration-based sediment WLAs (in mg/kg dry sediment) for bioaccumulative compounds: chlordane and dieldrin (Attachment A to Resolution No. R11-008, p. 21).
- e. Provisions for monitoring discharges and/or receiving waters during the TMDL's 20 year implementation schedule to determine compliance with wasteload and load allocations as appropriate.

Implementation of the Harbor Toxics TMDL

The provisions of this Order implement and are consistent with the assumptions and requirements of all waste load allocations (WLAs) established in the Harbor Toxics TMDL. This Order requires final WQBELs that are statistically-calculated based on salt water column final concentration-based WLAs (in $\mu\text{g/L}$, total metal) for copper (3.73), lead (8.52), zinc (85.6), PAHs [benzo(a)anthracene, benzo(a)pyrene, chrysene, and pyrene] (0.049), chlordane (0.00059), 4,4'-DDT (0.00059), dieldrin (0.00014), and total PCBs (0.00017) (referred to in this Order as CTR TMDL-based WLAs), converted from saltwater CTR criteria using CTR saltwater default translators, and relevant implementation provisions in section 1.4 of the State Implementation Policy. CTR human health criteria were not established for total PAHs. Therefore, the CTR criterion for individual PAHs of 0.049 $\mu\text{g/L}$ is applied individually to benzo(a)anthracene, benzo(a)pyrene, and chrysene. The CTR criterion for pyrene of 11,000 $\mu\text{g/L}$ is assigned as an individual WLA to pyrene.

The TMDL includes provisions for a 20 year implementation schedule when warranted. However, this Order includes final WQBELs that are based on salt water column final concentration-based WLAs specified in the Harbor Toxics TMDL. The Discharger did not request, or submit justification supporting, a compliance schedule.

This Order also includes monitoring thresholds based on the Harbor Toxics TMDL's interim sediment allocations (in mg/kg sediment) for copper (220.0) lead (510.0), zinc (789.0), DDT (1.727), PAHs (31.60), and PCBs (1.490), and associated sediment monitoring requirements for the effluent. Regardless of these monitoring thresholds, the Discharger shall ensure that effluent concentrations and mass discharges do not exceed levels that can be attained by performance of the Facility's treatment technologies existing at the time of permit issuance, reissuance, or modification. The TMDL's final sediment allocations were developed to ensure that the beneficial uses of the Dominguez Channel Estuary are preserved.

During each reporting period, if effluent monitoring results exceed both a TSS effluent limit and a CTR TMDL-based effluent limit for copper, lead, zinc, PAHs [benzo(a)anthracene, benzo(a)pyrene, chrysene, and pyrene], DDT, or total PCBs as specified in Table 4 of this Order, then the Discharger has not demonstrated compliance with the interim sediment allocations (Monitoring Thresholds, **Table 6, page 15**, of this Order) specified by the Harbor Toxics TMDL, Resolution No. R11-008 (page 11, Item 3) and the Discharger is required to implement the effluent sediment monitoring program for that priority pollutant. The Discharger shall begin the effluent sediment monitoring program during the first discharge event following the effluent exceedances. An effluent sediment monitoring result at or below the interim sediment allocations (monitoring thresholds) in **Table 6, page 15** of this Order demonstrates compliance with the interim sediment allocation and additional effluent sediment monitoring for those pollutants is not required. An effluent sediment monitoring result that exceeds the interim sediment allocation requires additional sediment monitoring of the effluent during discharge, but not more frequently than once per year, until the three-year average concentration for effluent sediment monitoring results is at or below the applicable sediment allocation.

This Order also includes final concentration-based sediment WLA (in mg/kg dry sediment) for cadmium (1.2), chlordane (0.5), and dieldrin (0.02) based on the Harbor Toxics TMDL and associated sediment monitoring requirements for the effluent.

During each reporting period, if effluent monitoring results exceed both a TSS effluent limit and a CTR TMDL-based effluent limit or performance goal for cadmium, chlordane, or dieldrin as specified in **Table 4** of this Order, then the Discharger has not demonstrated compliance with the final concentration-based sediment WLAs (**Table 5, page 8** of this Order) specified by the Harbor Toxics TMDL, Resolution No. R11-008 (page 17 for cadmium, and page 21 for chlordane and dieldrin). Therefore, the Discharger is required to implement the effluent sediment monitoring program for that priority pollutant. The Discharger shall begin the effluent sediment monitoring program during the first discharge event following the effluent exceedance. An effluent sediment monitoring result at or below the final concentration-based sediment allocations in **Tables 5, page 8** of this Order, demonstrates compliance with the final concentration-based sediment WLAs and additional effluent sediment monitoring for those pollutants is not required. An effluent sediment monitoring result that is above the final concentration-based sediment WLAs for cadmium, chlordane, or dieldrin constitutes an exceedance of the final concentration-based sediment WLAs. Annual effluent sediment monitoring is required for the pollutant(s) until the data demonstrates compliance.

In an effort to accurately characterize the sediment discharged from the Facility, the Discharger will be required to collect enough effluent to perform sediment monitoring at least once during the permit term. This monitoring is required only if the effluent monitoring does not trigger sediment monitoring during the five year permit term.

Harbor Toxics TMDL Water Column, Sediment, and Fish Tissue Monitoring for Dominguez Channel, Torrance, and Dominguez Channel Estuary

As defined in the Harbor Toxics TMDL, the Discharger is a “responsible party” because it is an “Individual Industrial Permittee”. As such, either individually or with a collaborating group, the Discharger shall develop a monitoring and reporting plan (Monitoring Plan) and quality assurance project plan (QAPP) for the water column, sediment, and fish tissue in Dominguez Channel, Torrance Lateral, and Dominguez Channel Estuary. These plans shall follow the “TMDL Element - Monitoring Plan” provisions in Attachment A to Resolution No. R11-008. The TMDL requires that the Monitoring Plan and QAPP shall be submitted

20 months after the effective date (March 23, 2012) of the TMDL for public review and subsequent Executive Officer approval. Since the effective date of this Order exceeds the deadline for the Monitoring Plan and QAPP, the Discharger shall join a group already formed or develop a site specific monitoring plan. If the Discharger decides to join a group already formed, the Discharge shall notify the Regional Water Board within 90 days of the effective date of the Order. Documentation of Discharger's participation and responsibilities shall be provided with the notification. If the Discharger decides to develop a site specific Monitoring Plan with a QAPP, the Discharger shall notify the Regional Water Board within 90 days of the effective date of the Order and submit them to the Regional Water Board within 12 months of the effective date of the Order for public comment, and subsequently, the Regional Water Board approval. The Discharger shall begin monitoring 6 months after the Monitoring Plan and QAPP are approved by the Executive Officer, unless otherwise directed by the Executive Officer. The compliance monitoring program shall include water column, sediment, and fish tissue monitoring. The Discharger shall submit the annual monitoring report to the Regional Water Board by the specified date in the proposed Monitoring Plan. The annual monitoring report shall indicate compliance and non-compliance with waste load and/or load allocations.

Performance Goals for Cadmium

The performance goal for cadmium is intended to ensure that effluent concentrations and mass discharges do not exceed levels that can be attained by performance of the Facility's treatment technologies existing at the time of permit issuance, reissuance, or modification. The performance goal for cadmium is not an enforceable effluent limitation. It acts as a trigger to determine when sediment monitoring of the effluent is required for this compound.

The performance goal is based on the CTR criteria calculated using the SIP procedures.

E. Other Plans, Policies and Regulations

Not applicable.

IV. RATIONALE FOR EFFLUENT LIMITATIONS AND DISCHARGE SPECIFICATIONS

The CWA requires point source dischargers to control the amount of conventional, non-conventional, and toxic pollutants that are discharged into the waters of the United States. The control of pollutants discharged is established through effluent limitations and other requirements in NPDES permits. There are two principal bases for effluent limitations in the Code of Federal Regulations: 40 C.F.R. Section 122.44(a) requires that permits include applicable technology-based limitations and standards; and 40 C.F.R. Section 122.44(d) requires that permits include water quality-based effluent limitations to attain and maintain applicable numeric and narrative water quality criteria to protect the beneficial uses of the receiving water.

The Facility is a tank farm for the storage and transfer of bulk petroleum products. Contributing waste streams consist of storm water runoff from the diked containment areas around the five ASTs, from the Jet-A booster pump station, and from the three oil wells along the southern perimeter of the Facility. Effluent limitations in the prior permit (Order No. R4-2008-0202) were established for pH, temperature, biochemical oxygen demand (BOD₅), oil and grease, total suspended solids (TSS), turbidity, phenols, settleable solids, sulfides, and acute toxicity. These are typical pollutants of concern for storm water discharges from a bulk petroleum product storage facility. Effluent limitations were also established for ammonia, copper, lead, nickel, zinc, xylenes, methyl tertiary

butyl ether (MTBE), and TCDD-equivalents in Order No. R4-2008-0202 because they are considered pollutants of concern. This Order includes effluent limitations for pH, temperature, BOD₅, oil and grease, TSS, turbidity, phenols, settleable solids, sulfides, ammonia, copper, lead, zinc, and TCDD-equivalents. The reasonable potential analysis (RPA) performed on the monitoring data submitted after adoption of the prior permit, showed no reasonable potential to cause or contribute to an exceedance of a water quality standard for nickel, xylenes, and MTBE. In addition, monitoring data showed 100 percent survival for acute toxicity and no reasonable potential to cause or contribute to an exceedance of a water quality standard. Therefore, WQBELs for nickel, xylene, MTBE, and acute toxicity have been removed. However, this Order includes monitoring requirements for nickel, xylenes, and MTBE.

As mentioned above, the prior permit included acute toxicity limitations. However, chronic toxicity is a more stringent requirement than acute toxicity. A chemical at a low concentration can have chronic effects but no acute effects. For this permit, chronic toxicity monitoring in the discharge is required. The chronic toxicity testing requirements are based on U.S. EPA's 2010 TST hypothesis testing approach.

As per 40 C.F.R. section 122.45(d), continuous discharges require both a daily maximum and a monthly average effluent limit. The discharge from the Tesoro Carson Crude Terminal facility is not a continuous discharge. During the term of the prior permit, only four discharge events occurred (January 20, 2010, to March 23, 2010) with varied durations ranging from four to fifteen days. As mentioned previously, in 2010, Tesoro obtained an industrial wastewater discharge permit (LACSD Permit No. 21301) with the Los Angeles County Sanitation District to discharge storm water to the sanitary sewer. Since April 2010, there have been no storm water discharges from the Facility to the Dominguez Channel Estuary. Thus, this permit includes daily maximum effluent limits only.

Generally, mass-based effluent limitations ensure that proper treatment, and not dilution, is employed to comply with the final effluent concentration limitations. section 122.45(f)(1) requires that all permit limitations, standards or prohibitions be expressed in terms of mass units except under the following conditions: (1) for pH, temperature, radiation or other pollutants that cannot appropriately be expressed by mass limitations; (2) when applicable standards or limitations are expressed in terms of other units of measure; or (3) if in establishing technology-based permit limitations on a case-by-case basis, limitations based on mass are infeasible because the mass or pollutant cannot be related to a measure of production. The limitations, however, must ensure that dilution will not be used as a substitute for treatment.

Mass-based effluent limitations are established based on the maximum allowable discharge flow rate of 0.500 MGD, based on the prior permit which is slightly higher the average flow (0.499 MGD) reported in the report of waste discharge (ROWD).

A. Discharge Prohibitions

The discharge prohibitions are based on the requirements of the Basin Plan, State Water Board's plans and policies, the Water Code, CWA, and previous permit provisions, and are consistent with the requirements set for other discharges to the Dominguez Channel Estuary regulated by an NPDES permit.

B. Technology-Based Effluent Limitations

1. Scope and Authority

Section 301(b) of the CWA and implementing USEPA permit regulations at 40 C.F.R. Section 122.44 require that permits include conditions meeting applicable technology-

based requirements at a minimum, and any more stringent effluent limitations necessary to meet applicable water quality standards. The discharge authorized by this Order must meet minimum federal technology-based requirements based on Best Professional Judgment (BPJ) in accordance with part 125, section 125.3.

The CWA requires that technology-based effluent limitations be established based on several levels of controls:

- a. Best practicable treatment control technology (BPT) represents the average of the best existing performance by well-operated facilities within an industrial category or subcategory. BPT standards apply to toxic, conventional, and non-conventional pollutants.
- b. Best available technology economically achievable (BAT) represents the best existing performance of treatment technologies that are economically achievable within an industrial point source category. BAT standards apply to toxic and non-conventional pollutants.
- c. Best conventional pollutant control technology (BCT) represents the control from existing industrial point sources of conventional pollutants including BOD, TSS, fecal coliform, pH, and oil and grease. The BCT standard is established after considering a two-part reasonableness test. The first test compares the relationship between the costs of attaining a reduction in effluent discharge and the resulting benefits. The second test examines the cost and level of reduction of pollutants from the discharge from publicly owned treatment works to the cost and level of reduction of such pollutants from a class or category of industrial sources. Effluent limitations must be reasonable under both tests.
- d. New source performance standards (NSPS) represent the best available demonstrated control technology standards. The intent of NSPS guidelines is to set limitations that represent state-of-the-art treatment technology for new sources.

The CWA requires USEPA to develop effluent limitations, guidelines and standards (ELGs) representing application of BPT, BAT, BCT, and NSPS. Section 402(a)(1) of the CWA and 40 C.F.R. Section 125.3 authorize the use of best professional judgment (BPJ) to derive technology-based effluent limitations on a case-by-case basis where ELGs are not available for certain industrial categories and/or pollutants of concern. Where BPJ is used, the Regional Water Board must consider specific factors outlined in 40 C.F.R. Section 125.3.

2. Applicable Technology-Based Effluent Limitations

ELGs have not been developed for the discharges from the petroleum bulk storage and distribution facilities. Thus, no effluent limitations based on ELGs are prescribed in this permit.

This Order includes technology-based effluent limitations based on BPJ in accordance with 40 C.F.R. section 125.3. Technology-based effluent limitations were established in the prior permit (Order No. R4-2008-0202). Effluent limitations for BOD₅, oil and grease, TSS, turbidity, settleable solids, phenols, and sulfides were included in the prior permit, Order No. R4-2008-0202. Pursuant to State and federal antibacksliding regulations, this Order retains effluent limitations for these pollutants as technology-based effluent

limitations. The limitations for these pollutants are consistent with technology-based limitations included in other Orders within the State for similar types of discharges.

In addition, the prior permit required the Discharger to develop and implement a Storm Water Pollution Prevention Plan (SWPPP). This Order requires the Discharger to update and continue to implement, consistent with the prior permit requirements, a SWPPP to outline site-specific management processes for minimizing storm water runoff contamination and for preventing contaminated storm water runoff from being discharged directly into the storm drain. At a minimum, the management practices should ensure that raw materials and chemicals do not come into contact with storm water that could be discharged to surface waters.

Due to the lack of national ELGs for storm water runoff from petroleum bulk storage and distribution facilities, and pursuant to section 122.44(k), Order No. R4-2008-0202 required the Discharger to develop and implement a Best Management Practices Plan (BMPP). This Order will require the Discharger to update and continue to implement, consistent with the prior permit requirements, a BMPP to establish site-specific procedures that will ensure proper operation and maintenance of equipment and storage areas, to ensure that unauthorized non-storm water discharges do not occur at the Facility.

Order No. R4-2008-0202 required the Discharger to update their Spill Contingency Plan (SCP). This Order will require the Discharger to update and continue to implement their SCP. A Spill Prevention Control and Countermeasure Plan (SPCC), developed in accordance with 40 C.F.R. Part 112, may be substituted for the SCP.

The combination of the SWPPP, BMPP, SCP, and Order No. R4-2008-0202 limitations based on past performance and reflecting BPJ will serve as the equivalent of technology based effluent limitations, in the absence of established ELGs, in order to carry out the purposes and intent of the CWA.

A summary of the technology-based effluent limitations for discharges treated wastewater and storm water through Discharge Point 001 is shown in Table F-4.

Table F-4. Summary of Technology-based Effluent Limitations

Parameter	Units	Effluent Limitations			
		Average Monthly	Maximum Daily	Instantaneous Minimum	Instantaneous Maximum
Biochemical Oxygen Demand (BOD) (5-day @ 20°C)	mg/L	--	30	--	--
	lbs/day ¹	--	125	--	--
Oil and Grease	mg/L	--	15	--	--
	lbs/day ¹	--	63	--	--
Total Suspended Solids	mg/L	--	75	--	--
	lbs/day ¹	--	313	--	--
Phenols	mg/L	--	1.0	--	--
	lbs/day ¹	--	4.2	--	--
Settleable Solids	ml/L	--	0.3	--	--
Sulfides	mg/L	--	1.0	--	--
	lbs/day ¹	--	4.2	--	--
Turbidity	NTU	--	75	--	--

¹ The mass limitations are based on a maximum flow of 0.500 MGD and is calculated as follows:
 Flow (MGD) x Concentration (mg/L) x 8.34 (conversion factor) = lbs/day.

C. Water Quality-Based Effluent Limitations (WQBELs)

1. Scope and Authority

CWA Section 301(b) and 40 C.F.R. Section 122.44(d) require that permits include limitations more stringent than applicable federal technology-based requirements where necessary to achieve applicable water quality standards.

Section 122.44(d)(1)(i) of 40 C.F.R. requires that permits include effluent limitations for all pollutants that are or may be discharged at levels that have the reasonable potential to cause or contribute to an exceedance of a water quality standard, including numeric and narrative objectives within a standard. Where reasonable potential has been established for a pollutant, but there is no numeric criterion or objective for the pollutant, water quality-based effluent limitations (WQBELs) must be established using: (1) USEPA criteria guidance under CWA section 304(a), supplemented where necessary by other relevant information; (2) an indicator parameter for the pollutant of concern; or (3) a calculated numeric water quality criterion, such as a proposed state criterion or policy interpreting the state's narrative criterion, supplemented with other relevant information, as provided in section 122.44(d)(1)(vi). Permit WQBELs must also be consistent with TMDL WLAs approved by USEPA.

The process for determining reasonable potential and calculating WQBELs when necessary is intended to protect the designated uses of the receiving water as specified in the Basin Plan, and achieve applicable water quality objectives and criteria that are contained in other state plans and policies, or any applicable water quality criteria contained in the CTR and NTR.

The specific procedures for determining reasonable potential for discharges from the Facility, and if necessary for calculating WQBELs, are contained in the USEPA Technical Support Document for Water Quality-Based Toxics Control (TSD) for storm water discharges and in the SIP for non-storm water discharges. However, the Section 3.3.8 Effluent Characterization of Specific Chemicals, Step 4, in the first full paragraph on p. 64 of the TSD reads: "The statistical approach shown in Box 3-2 or an analogous approach developed by a regulatory authority can be used to determine the reasonable potential." The Regional Water Board has determined the procedures for determining reasonable potential and calculating WQBELs contained in the SIP for non-storm water discharges may be used to evaluate reasonable potential and calculate WQBELs for storm water discharges as well.

2. Applicable Beneficial Uses and Water Quality Criteria and Objectives

As noted in Section II of the Limitations and Discharge Requirements, the Regional Water Board adopted a Basin Plan that designates beneficial uses, establishes water quality objectives, and contains implementation programs and policies to achieve those objectives for all waters addressed through the Basin Plan. The beneficial uses applicable to the Dominguez Channel Estuary are summarized in section III.C.1 of this Fact Sheet. The Basin Plan includes both narrative and numeric water quality objectives applicable to the receiving water.

Priority pollutant water quality criteria in the CTR are applicable to the Dominguez Channel Estuary. The CTR contains both saltwater and freshwater criteria. Because a distinct separation generally does not exist between freshwater and saltwater aquatic communities, the following apply, in accordance with section 131.38(c)(3), freshwater

criteria apply at salinities of 1 part per thousand (ppt) and below at locations where this occurs 95 percent or more of the time. The Surface Water Ambient Monitoring Program (SWAMP) Report entitled “*Water Quality in the Dominguez Channel and Los Angeles/Long Beach Harbor Watershed Management Area, September 2007*” indicates that the salinity of the receiving water in the vicinity of the discharge is approximately 14 ppt at Wilmington Avenue and 18 ppt at Sepulveda Blvd. Therefore, the Regional Water Board determined that the discharge is within estuarine waters and saltwater CTR criteria are applicable. The CTR criteria for saltwater, or human health for consumption of organisms, whichever is more stringent, are used to prescribe the effluent limitations to protect the beneficial uses of the Dominguez Channel Estuary in the vicinity of the discharge.

Table F-5 summarizes the applicable water quality criteria/objective for priority pollutants reported in detectable concentrations in the in the storm water discharges through Discharge Point 001 or in receiving water evaluated based on data submitted to the Regional Water Board. These criteria were used to complete the RPA for this Order.

Table F-5. Applicable Water Quality Criteria

CTR No.	Constituent	Selected Criteria	CTR/NTR Water Quality Criteria					
			Freshwater		Saltwater		Human Health for Consumption of:	
			Acute	Chronic	Acute	Chronic	Water & Organisms	Organisms only
			µg/L	µg/L	µg/L	µg/L	µg/L	µg/L
1	Antimony	4,300	--	--	--	--	--	4,300
2	Arsenic	36	--	--	69	36	--	--
4	Cadmium	9.4	--	--	42	9.4	--	--
5b	Chromium (VI)	50	--	--	1,100	50	--	Narrative
6	Copper, Total Recoverable	3.73	--	--	5.78	3.73	--	--
7	Lead, Total Recoverable	8.52	--	--	220.82	8.52	--	--
8	Mercury	0.051	--	--	--	--	--	0.051
9	Nickel, Total Recoverable	8.3	--	--	75	8.3	--	4,600
10	Selenium, Total Recoverable	71	--	--	291	71	--	--
13	Zinc, Total Recoverable	85.62	--	--	95.14	85.62	--	--
16	TCDD Equivalents	1.4x10 ⁻⁸	--	--	--	--	--	1.4x10 ⁻⁸
34	Methyl Bromide	4,000	--	--	--	--	--	4,000
86	Fluoranthene	370	--	--	--	--	--	370

On May 5, 2011, the Regional Water Board adopted Resolution No. R11-008 that amended the Basin Plan to incorporate the *TMDL for Toxic Pollutants in Dominguez Channel and Greater Los Angeles and Long Beach Harbors Waters* (Harbor Toxics TMDL). The Harbor Toxics TMDL was approved by the State Water Board on February 7, 2012, the OAL on March 21, 2012, and the USEPA on March 23, 2012. The Harbor Toxics

TMDL assigned concentration-based waste load allocations (WLAs) to any future minor NPDES permits or enrollees under a general NPDES permits. The TMDL states, “The allocations are set equal to the saltwater targets for metals and equal to the human health targets for the organic compounds in CTR. The averaging period for the concentration-based WLAs shall be consistent with that specified in the regulation establishing the criterion or objective or relevant implementation guidance published by the establishing agency.”

Table F-6 summarizes the applicable water column CTR TMDL-based WLAs for copper, lead, zinc, PAHs, chlordane, 4,4'-DDT, dieldrin, and total PCBs contained in the Harbor Toxics TMDL applicable to the Dominguez Channel Estuary. These WLAs are applicable to the discharges at Discharge Point 001 to the Dominguez Channel Estuary.

Table F-6. Water Column WLAs for Discharges to the Dominguez Channel Estuary

Parameter	Units	WLA
Copper, Total Recoverable ¹	µg/L	3.73
Lead, Total Recoverable ¹	µg/L	8.52
Zinc, Total Recoverable ¹	µg/L	85.6
Chlordane	µg/L	0.00059
4,4'-DDT	µg/L	0.00059
Dieldrin	µg/L	0.00014
PCBs, Total	µg/L	0.00017
Total PAHs²		
Benzo(a)anthracene ²	µg/L	0.049
Benzo(a)pyrene ²	µg/L	0.049
Chrysene ²	µg/L	0.049
Pyrene ²	µg/L	11,000

1. WLAs for metals are converted from saltwater dissolved CTR criteria using CTR saltwater default translators.
2. CTR human health criteria were not established for total PAHs. Therefore, the CTR criterion for individual PAHs of 0.049 µg/L is applied individually to benzo(a)anthracene, benzo(a)pyrene, and chrysene. The CTR criteria for pyrene is 11,000 µg/L.

This permit implements the applicable WLAs as required in the TMDL. The WLAs are converted into effluent limitations by applying the CTR-SIP procedures.

3. Determining the Need for WQBELS

In accordance with section 1.3 of the SIP, the Regional Water Board conducts a reasonable potential analysis (RPA) for each priority pollutant with an applicable criterion or objective to determine if a WQBEL is required in the permit. The Regional Water Board analyzes effluent and receiving water data and identifies the maximum observed effluent concentration (MEC) and maximum background concentration (B) in the receiving water for each constituent. To determine reasonable potential, the MEC and the B are then compared with the applicable water quality objectives (C) outlined in the CTR, NTR, as well as the Basin Plan. For all pollutants that have a reasonable potential to cause or contribute to an excursion above a state water quality standard, numeric WQBELS are required. The RPA considers water quality criteria from the CTR and NTR, and when applicable, water quality objectives specified in the Basin Plan. To conduct the RPA, the Regional Water Board identifies the MEC and maximum background concentration in the receiving water for each constituent, based on data provided by the Discharger. Section 1.3 of the SIP provides the procedures for determining reasonable potential to exceed

applicable water quality criteria and objectives. The SIP specifies three triggers to complete a RPA:

- 1) Trigger 1 - If the $MEC \geq C$ a limit is needed.
- 2) Trigger 2 - If the background concentration (B) > C and the pollutant is detected in the effluent, a limit is needed.
- 3) Trigger 3 - If other related information such as CWA Section 303(d) listing for a pollutant, discharge type, compliance history, etc. indicates that a WQBEL is required.

Sufficient effluent and receiving water data are needed to conduct a complete RPA. If data are not sufficient, the Discharger will be required to gather the appropriate data for the Regional Water Board to conduct the RPA. Upon review of the data, and if the Regional Water Board determines that WQBELs are needed to protect the beneficial uses, the permit will be reopened for appropriate modification.

The Regional Water Board developed WQBELs for copper, lead, zinc, benzo(a)anthracene, benzo(a)pyrene, chrysene, pyrene, chlordane, 4,4'-DDT, dieldrin, and total PCBs based on the wasteload allocations included in the Harbor Toxics TMDL. The RPA was performed for the priority pollutants regulated in the CTR for which data were available. Data were available for storm water discharges from Discharge Point 001 during four discharge events from January 20, 2010, to March 23, 2010, with varied durations ranging from four to fifteen days. In addition, receiving water data were also available. Based on the RPA, pollutants that demonstrated reasonable potential are copper, selenium, zinc, and TCDD equivalents. Therefore, this Order includes final WQBELs for copper, selenium, zinc and TCDD equivalents. The final WQBELs for selenium and TCDD equivalents are based on the CTR. For copper and zinc, the final WQBELs are based on the wasteload allocations included in the Harbor Toxics TMDL. This Order also includes final WQBELs for lead, benzo(a)anthracene, benzo(a)pyrene, chrysene, pyrene, chlordane, 4,4'-DDT, dieldrin, and total PCBs based on the wasteload allocations included in the Harbor Toxics TMDL.

Cadmium did not demonstrate reasonable potential to exceed the water quality criteria. However, the Harbor Toxics TMDL assigned final sediment allocation for cadmium and no water column CTR TMDL-based WLA was assigned for cadmium. Therefore, a performance goal for cadmium has been established based on CTR criteria and Section 1.4 of the SIP, to ensure proper implementation of the TMDL's final sediment allocations for this discharge.

Nickel did not demonstrate reasonable potential to exceed the water quality criteria. Therefore, no WQBELs were established for nickel. Refer to Attachment J for a summary of the RPA and associated effluent limitation calculations. Table F-7 summarizes the results of the RPA.

Table F-7. Summary of Reasonable Potential Analysis

CTR No.	Constituent	Applicable Water Quality Criteria (C)	Max Effluent Conc. (MEC)	Maximum Detected Receiving Water Conc. (B)	Harbor Toxics TMDL WLA	RPA Result - Need Limit?	Reason
1	Antimony	4,300	1.2	1.3	No	No	$MEC < C$; $B < C$
2	Arsenic	36	1.5	< 1.8	No	No	$MEC < C$; $B < C$

CTR No.	Constituent	Applicable Water Quality Criteria (C)	Max Effluent Conc. (MEC)	Maximum Detected Receiving Water Conc. (B)	Harbor Toxics TMDL WLA	RPA Result - Need Limit?	Reason
4	Cadmium	9.4	0.47	0.31	Yes, Sediment Allocation	No	Performance Goal ¹
5b	Chromium (VI)	50	5	< 5.0	No	No	MEC<C; B<C
6	Copper, Total Recoverable	3.7	12	9.4	Yes	Yes	MEC>C, TMDL
7	Lead, Total Recoverable	8.5	6.8	0.94	Yes	Yes	TMDL
8	Mercury	0.051	< 0.1	0.1	No	No	MEC is ND; B<C
9	Nickel, Total Recoverable	8.3	3.6	7	No	No	MEC<C; B<C
10	Selenium, Total Recoverable	71	0.72	93	No	Yes	B>C; Detected in Effluent
13	Zinc, Total Recoverable ¹	86	110	33	Yes	Yes	MEC>C, TMDL
16	TCDD Equivalents	1.4x10 ⁻⁸	9.079 x 10 ⁻⁷	4.427 x 10 ⁻⁸	No	Yes	MEC>=C
34	Methyl Bromide	4,000	2.1	<0.42	No	No	MEC<C; B<C
60	Benzo(a)anthracene	0.049	<0.02	<0.02	Yes	Yes	TMDL
61	Benzo(a)pyrene	0.049	<0.012	<0.012	Yes	Yes	TMDL
73	Chrysene	0.049	<0.013	<0.013	Yes	Yes	TMDL
86	Fluoranthene	370	0.11	< 0.031	No	No	MEC<C; B<C
100	Pyrene	11,000	<0.038	<0.038	Yes	Yes	TMDL
107	Chlordane	0.00059	<0.28.	<0.28	Yes	Yes	TMDL
108	4,4'-DDT	0.00059	<0.028	<0.028	Yes	Yes	TMDL
111	Dieldrin	0.00014	<0.028	<0.028	Yes	Yes	TMDL
119-125	Total PCBs	0.00017	<0.24	<0.24	Yes	Yes	TMDL

¹ The performance goal for cadmium is not an enforceable effluent limitation. It acts as a trigger to determine when sediment monitoring of the effluent is required for this compound.

4. WQBEL Calculations

- a. If a reasonable potential exists to exceed applicable water quality criteria or objectives, then a WQBEL must be established in accordance with one or more of the three procedures contained in section 1.4 of the SIP. These procedures include:
 - i. If applicable and available, use the WLA established as part of a TMDL.
 - ii. Use of a steady-state model to derive maximum daily effluent limitations (MDELs) and average monthly effluent limitations (AMELs).

- iii. Where sufficient effluent and receiving water data exist, use of a dynamic model, which has been approved by the Regional Water Board.
- b. WQBELs for copper, lead, selenium, zinc, benzo(a)anthracene, benzo(a)pyrene, chrysene, chlordane, 4,4'-DDT, dieldrin, total PCBs, pyrene, and TCDD equivalents have been established for the discharge through Discharge Point 001. These WQBELs are based on monitoring results, and waste load allocations included in the Harbor Toxics TMDL. The procedure based on the steady-state model, available in Section 1.4 of the SIP was used to calculate the WQBELs.
- c. Since many of the streams in the Region have minimal upstream flows, mixing zones and dilution credits are usually not appropriate. Therefore, in this Order, no dilution credit is included. However, in accordance with the reopener provision in Section VI.C.1.f, this Order may be reopened upon the submission by the Discharger of adequate information to establish appropriate dilution credits or a mixing zone, as determined by the Regional Water Board.
- d. WQBELs Calculation Example

Using total recoverable copper as an example, the following demonstrates how WQBELs were established for this Order. The tables in Attachment J summarize the development and calculation of all WQBELs for this Order using the process described below.

The process for developing these limits is in accordance with section 1.4 of the SIP.

Calculation of aquatic life AMEL and MDEL:

Step 1: For each constituent requiring an effluent limit, identify the applicable water quality criteria or objective. For each criterion, determine the effluent concentration allowance (ECA) using the following steady state equation:

$$ECA = C + D(C-B) \text{ when } C > B, \text{ and}$$

$$ECA = C \quad \text{when } C \leq B,$$

Where C = The priority pollutant criterion/objective, adjusted if necessary for hardness, pH and translators. For discharges from the Facility, criteria for saltwater are independent of hardness and pH.

D = The dilution credit, and

B = The ambient background concentration

As discussed above, this Order does not allow dilution; therefore:

$$ECA = C$$

For total recoverable selenium, the applicable ECAs are (reference Table F-6)

$$ECA_{\text{Acute}} = 71 \mu\text{g/L}$$

$$ECA_{\text{Chronic}} = 291 \mu\text{g/L}$$

Step 2: For each ECA based or aquatic life criterion/objective, determine the long-term average discharge condition (LTA) by multiplying the ECA by a factor (multiplier). The multiplier is a statistically based factor that adjusts the ECA to account for effluent variability. The value of the multiplier varies depending on the coefficient of variation (CV) of the data set and whether it is an acute or chronic criterion/objective. Table 1 of the SIP provides pre-calculated values for the multipliers based on the value of the CV. Equations to develop the multipliers in place of using values in the tables are provided in section 1.4, Step 3 of the SIP and will not be repeated here.

$$LTA_{acute} = ECA_{acute} \times Multiplier_{acute99}$$

$$LTA_{chronic} = ECA_{chronic} \times Multiplier_{chronic99}$$

The CV for the data set must be determined before the multipliers can be selected and will vary depending on the number of samples and the standard deviation of a data set. If the data set is less than 10 samples, or at least 80% of the samples in the data set are reported as non-detect, the CV shall be set equal to 0.6. If the data set is greater than 10 samples, and at least 20% of the samples in the data set are reported as detected, the CV shall be equal to the standard deviation of the data set divided by the average of the data set.

For total recoverable selenium, the following data were used to develop the acute and chronic LTAs using equations provided in section 1.4, Step 3 of the SIP (Table 1 of the SIP also provides this data up to three decimals).

No. of Samples	CV	ECA Multiplier _{acute}	ECA Multiplier _{chronic}
5	0.6	0.321	0.527

$$LTA_{acute} = 291 \mu\text{g/L} \times 0.321 = 93 \mu\text{g/L}$$

$$LTA_{chronic} = 71.14 \mu\text{g/L} \times 0.527 = 37.5 \mu\text{g/L}$$

Step 3: Select the most limiting (lowest) of the LTA.

$$LTA = \text{most limiting of } LTA_{acute} \text{ or } LTA_{chronic}$$

For total recoverable selenium, the most limiting LTA was the $LTA_{chronic}$

$$LTA_{arsenic} = LTA_{chronic} = 37.5 \mu\text{g/L}$$

Step 4: Calculate the WQBELs by multiplying the LTA by a factor (multiplier). WQBELs are expressed as AMEL and MDEL. The multiplier is a statistically based factor that adjusts the LTA for the averaging periods and exceedance frequencies of the criteria/objectives and the effluent limitations. The value of the multiplier varies depending on the probability basis, the CV of the data set, the number of samples (for AMEL) and whether it is a monthly or daily limit. Table 2 of the SIP provides pre-calculated values for the multipliers based on the value of the CV and the number of samples. Equations to develop the multipliers in place of using values in the tables are provided in section 1.4, Step 5 of the SIP and will not be repeated here.

$$AMEL_{aquatic\ life} = LTA \times AMEL_{multiplier95}$$

$$MDEL_{aquatic\ life} = LTA \times MDEL_{multiplier99}$$

AMEL multipliers are based on a 95th percentile occurrence probability, and the MDEL multipliers are based on the 99th percentile occurrence probability. If the number of samples is less than four (4), the default number of samples to be used is four (4).

For total recoverable selenium, the following data were used to develop the AMEL and MDEL for effluent limitations using equations provided in Section 1.4, Step 5 of the SIP (Table 2 of the SIP also provides this data up to two decimals):

No. of Samples Per Month	CV	Multiplier _{MDEL99}	Multiplier _{AMEL95}
4	0.60	3.11	1.55

Total recoverable selenium

$$\text{AMEL} = 37.5 \mu\text{g/L} \times 1.55 = 58 \mu\text{g/L}$$

$$\text{MDEL} = 37.5 \mu\text{g/L} \times 3.11 = 117 \mu\text{g/L}$$

Step 5: For the ECA based on human health, set the AMEL equal to the ECA_{human health}

$$\text{AMEL}_{\text{human health}} = \text{ECA}_{\text{human health}}$$

There are no applicable human health criteria for selenium. Therefore, there will be no AMEL or MDEL calculated from human health criteria for selenium. The final WQBELs for selenium are: AMEL = 58 µg/L, and MDEL = 117 µg/L.

The Harbor Toxics TMDL includes WLAs for PAHs, chlordane, 4'4'-DDT, dieldrin, and PCBs (sum), that are set equal to CTR human health criteria for the consumption of organisms only. For demonstration, the calculated effluent limitations for benzo(a)anthracene, stemming from the Harbor Toxics TMDL are shown.

For benzo(a)anthracene,

$$\text{AMEL}_{\text{human health}} = 0.049 \mu\text{g/L}$$

Step 6: Calculate the MDEL for human health by multiplying the AMEL by the ratio of Multiplier_{MDEL} to the Multiplier_{AMEL}. Table 2 of the SIP provides pre-calculated ratios to be used in this calculation based on the CV and the number of samples.

For benzo(a)anthracene,

$$\text{MDEL}_{\text{human health}} = \text{AMEL}_{\text{human health}} \times (\text{Multiplier}_{\text{MDEL}} / \text{Multiplier}_{\text{AMEL}})$$

For benzo(a)anthracene, the following data were used to develop the AMEL and MDEL:

No. of Samples Per Month	CV	Multiplier _{MDEL 99}	Multiplier _{AMEL 95}	Ratio
4	0.6	3.1	1.6	2.0

For benzo(a)anthracene:

$$MDEL_{\text{human health}} = 0.049 \mu\text{g/L} \times 2.0 = 0.098 \mu\text{g/L}.$$

Step 7: Select the lower of the AMEL and MDEL based on aquatic life and human health as the WQBEL for the Order.

The WLA for benzo(a)anthracene yields: $AMEL_{\text{human health}} = 0.049 \mu\text{g/L}$, and $MDEL_{\text{human health}} = 0.098 \mu\text{g/L}$. Therefore, the final WQBELs for benzo(a)anthracene are the AMEL and MDEL calculated using the WLA as the criteria.

The WQBELs for TCDD is based on human health criteria as there is no aquatic life criteria.

For copper, lead, and zinc, there are no human health criteria, and WLAs have been established based on the Harbor Toxics TMDL, therefore the established WQBELs are based on aquatic life criteria used for the Harbor Toxics TMDL WLAs.

For benzo(a)anthracene, benzo(a)pyrene, chrysene, chlordane, 4,4'-DDT, dieldrin, total PCBs, and pyrene, there are no aquatic life criteria and WLAs have been established based on the Harbor Toxics TMDL. Therefore, the established WQBELs limitations are based on human health criteria used for the Harbor Toxics TMDL WLAs.

For cadmium, there are no human health criteria. Therefore, there will be no AMEL or MDEL calculated from human health criteria for cadmium. The AMEL and MDEL are calculated based on the aquatic life criteria and were established as performance goals.

As mentioned previously, the facility discharges storm water only and the discharges occur infrequently. Therefore, only maximum daily effluent limitations (MDELs) are prescribed. Final WQBELs for each are summarized in Table F-10 of this Fact Sheet.

5. WQBELs Based on Basin Plan Objectives

The Basin Plan Objectives applicable to the Discharger are identified in Table F-8. These objectives were evaluated with respect to effluent monitoring data and Facility operations.

Table F-8. Applicable Basin Plan Numeric Water Quality Objectives

Constituent	Units	Water Quality Objectives
pH	s.u.	The pH of inland surface waters must be between 6.5 and 8.5 at all times and ambient pH shall not be changed more than 0.2 units from natural conditions.
Ammonia	mg/L	1-hour avg. unionized ammonia concentration (mg/L) 0.233 mg/L 4-hr avg. unionized ammonia concentration (mg/L) 0.035 mg/L

Constituent	Units	Water Quality Objectives
Bacteria	MPN/ 100 ml	Marine Waters Designated for Water Contact Recreation (REC-1) <u>Geometric Mean Limits</u> Total coliform density shall not exceed 1,000/100 ml. Fecal coliform density shall not exceed 200/100 ml. Enterococcus density shall not exceed 35/100 ml. <u>Single Sample Limits</u> Total coliform density shall not exceed 10,000/100 ml. Fecal coliform density shall not exceed 400/100 ml. Enterococcus density shall not exceed 104/100 ml. Total coliform density shall not exceed 1,000/100 ml, if the ratio of fecal-to-total coliform exceeds 0.1.
Dissolved Oxygen	mg/L	The mean annual dissolved oxygen concentration of all waters shall be greater than 7.0 mg/L, and no single determination shall be less than 5.0 mg/L, except when natural conditions cause lesser concentrations.
Turbidity	NTU	Where natural turbidity is between 0 and 50 NTU, increases shall not exceed 20%. Where natural turbidity is greater than 50 NTU increases shall not exceed 10%.

- a. **pH.** This Order includes effluent and receiving water limitations for pH to ensure compliance with Basin Plan Objectives for pH.
- b. **Ammonia.** The Order includes effluent and receiving water limitations for ammonia to ensure compliance with Basin Plan objectives for ammonia.
- c. **Bacteria.** The Dominguez Channel is identified on the 2010 CWA section 303(d) list as impaired for bacteria. To address bacteria as a pollutant of concern, this Order includes effluent limitations based on the Basin Plan.
- d. **Dissolved Oxygen.** This Order addresses dissolved oxygen through effluent monitoring and receiving water limitations.
- e. **Turbidity.** This Order applies the water quality objective for turbidity as a receiving water limitation in addition to the effluent limitation from Order No. R4-2008-0202.
- f. **Temperature.** This Order addresses the WQO for temperature, through interpretation of the Thermal Plan and the White Paper, as described in section III.C.3 of this Fact Sheet.
- g. **Total Suspended Solids.** The Basin Plan requires that, “*Waters shall not contain suspended or settleable material in concentrations that cause nuisance or adversely affect beneficial uses.*” This narrative objective has been translated into a numeric effluent limit, based on USEPA’s *Quality Criteria for Water* (commonly known as the “Gold Book”). In the Gold Book, USEPA notes that “In a study downstream from a discharge where inert suspended solids were increased to 80 mg/L, the density of macroinvertebrates decreased by 60 percent...”. This indicates that suspended solids concentrations of 80 mg/L in the receiving water resulted in adverse effects to aquatic life. As such, the Regional Water Board has implemented an effluent limitation of 75 mg/L for the implementation of the narrative water quality objective for solids. This limitation is consistent with the limitation in Order No. R4-2008-0202.

6. Whole Effluent Toxicity (WET)

Whole effluent toxicity (WET) protects the receiving water quality from the aggregate toxic effect of a mixture of pollutants in the effluent. WET tests measure the degree of response of exposed aquatic test organisms to an effluent. The WET approach allows for protection of the narrative “no toxics in toxic amounts” criterion while implementing numeric criteria for toxicity. There are two types of WET tests: acute and chronic. An acute toxicity test is conducted over a short time period and measures mortality. A chronic toxicity test is conducted over a longer period of time and may measure mortality, reproduction, and growth.

The Basin Plan specifies a narrative objective for toxicity, requiring that all waters be maintained free of toxic substances in concentrations that are lethal to or produce other detrimental responses by aquatic organisms. Detrimental response includes, but is not limited to, decreased growth rate, decreased reproductive success of resident or indicator species, and/or significant alterations in population, community ecology, or receiving water biota. In accordance with the Basin Plan, the acute toxicity objective for discharges dictates that the average survival in undiluted effluent for any three consecutive 96-hour static or continuous flow bioassay tests shall be at least 90%, with no single test having less than 70% survival. Order No. R4-2008-0202 contains acute toxicity limitations based on the acute toxicity objective in the Basin Plan.

During the term of the prior permit, effluent was sampled for acute toxicity during discharge event in 2010. The result indicated 100% survival, meeting the effluent limitations contained in Order No. R4-2008-0202. The result had demonstrated no reasonable potential for acute toxicity in the effluent at Discharge Point No. 001. Therefore, the acute toxicity limitation for the effluent has been removed in this Order.

Chronic toxicity is a more stringent requirement than acute toxicity. A chemical at a low concentration can have chronic effects but no acute effects. Because the fuels stored at the Facility include a multitude of chemicals, which individually may not be present in toxic concentrations, but could exhibit aggregate toxic effects as a whole, this Order does not require acute toxicity monitoring, but requires chronic toxicity monitoring for the effluent at Discharge Point No. 001. The whole effluent toxicity testing requirements are based on USEPA’s 2010 Test of Significant Toxicity (TST) hypothesis testing approach. Chronic toxicity results are expressed as “Pass” or “Fail” and “% Effect”.

7. Final WQBELs

Table F-9. Summary of Water Quality-based Effluent Limitations

Parameter	Units	Effluent Limitations				Performance Goals
		Average Monthly	Maximum Daily	Instantaneous Minimum	Instantaneous Maximum	Maximum Daily
pH	s.u.	--	--	6.5	8.5	--
Temperature	°F	--	--	--	86	--
Ammonia ²	mg/L	--	0.233	--	--	--
Cadmium, Total Recoverable ⁶	µg/L	--	--	--	--	15 ³
Copper, Total Recoverable ^{4,5}	µg/L	--	6.14	--	--	--
	lbs/day ¹	--	0.0256	--	--	--

Parameter	Units	Effluent Limitations				Performance Goals
		Average Monthly	Maximum Daily	Instantaneous Minimum	Instantaneous Maximum	Maximum Daily
Lead, Total Recoverable ^{4,5}	µg/L	--	14.0	--	--	--
	lbs/day ¹	--	0.0584	--	--	--
Selenium, Total Recoverable	µg/L	--	117	--	--	--
	lbs/day ¹	--	0.49	--	--	--
Zinc, Total Recoverable ^{4,5}	µg/L	--	141	--	--	--
	lbs/day ¹	--	0.588	--	--	--
4,4'-DDT ^{4,5,8}	µg/L	--	0.0012	--	--	--
	lbs/day ¹	--	5 x 10 ⁻⁶	--	--	--
Chlordane ^{4,6,8}	µg/L	--	0.0012	--	--	--
	lbs/day ¹	--	5 x 10 ⁻⁶	--	--	--
Dieldrin ^{4,6,8}	µg/L	--	0.00028	--	--	--
	lbs/day ¹	--	1.2 x 10 ⁻⁶	--	--	--
PCBs, Total ^{4,5,7,8}	µg/L	--	0.00034	--	--	--
	lbs/day ¹	--	1.4 x 10 ⁻⁶	--	--	--
TCDD-Equivalents	µg/L	--	2.8 x 10 ⁻⁸	--	--	--
	lbs/day ¹	--	1.2 x 10 ⁻¹⁰	--	--	--
Benzo(a)anthracene ^{4,5,8,9}	µg/L	--	0.098	--	--	--
	lbs/day ¹	--	0.00041	--	--	--
Benzo(a)pyrene ^{4,5,8,9}	µg/L	--	0.098	--	--	--
	lbs/day ¹	--	0.00041	--	--	--
Chrysene ^{4,5,8,9}	µg/L	--	0.098	--	--	--
	lbs/day ¹	--	0.00041	--	--	--
Pyrene ^{4,5,8,9}	µg/L	--	22,068	--	--	--
	lbs/day ¹	--	92	--	--	--
TCDD Equivalent ¹⁰	µg/L	--	2.8 x 10 ⁻⁸	--	--	--
	lbs/day ¹	--	1.2 x 10 ⁻¹⁰	--	--	--

- ¹ The mass limitations are based on a maximum flow of 0.500 MGD and is calculated as follows:
 Flow (MGD) x Concentration (mg/L) x 8.34 (conversion factor) = lbs/day.
- ² The daily maximum concentration of un-ionized ammonia shall not exceed 0.233 mg/L. The un-ionized ammonia concentration must be converted to total ammonia using the implementation procedure in the Basin Plan Amendment – Salt Water Ammonia Objectives for Inland Surface Waters (Regional Water Board Resolution No. 2004-022).
- ³ CTR criteria is used to calculate the performance goal because there is no water column concentration-based WLA for cadmium in the TMDL. The TMDL included a sediment WLA for cadmium. This performance goal is not enforceable effluent limitation. Rather, it acts as trigger to determine when sediment monitoring is required for this compound (see footnote 6).
- ⁴ The effluent limitations are based on the Harbor Toxics TMDL WLAs and calculated using the CTR-SIP procedures.
- ⁵ During each reporting period, if effluent monitoring results exceed both a TSS effluent limit and a CTR TMDL-based effluent limit for copper, lead, zinc, 4,4'-DDT, total PCBs, or PAHs (i.e., benzo(a)anthracene, benzo(a)pyrene, chrysene, or pyrene) as specified in **Table 4** of this Order, then the Discharger has not demonstrated compliance with the interim sediment allocations (Monitoring Thresholds, **Table 6, page 15**, of this Order) specified by the Harbor Toxics TMDL, Resolution No. R11-008 (page 11, Item 3) and the Discharger is required to implement the effluent sediment monitoring program for that priority pollutant. The Discharger shall begin the effluent sediment monitoring program during the first discharge event following the effluent exceedance. An effluent sediment monitoring result at or below the interim sediment allocations (Monitoring Thresholds) in **Tables 6, page 15** of this Order, demonstrates compliance with the interim sediment allocation and additional effluent sediment monitoring for those pollutants is not required. An effluent sediment monitoring result that exceeds the interim sediment allocation requires additional effluent sediment monitoring during

discharge but not more frequently than once per year until the three-year average concentration for effluent sediment monitoring results is at or below the interim sediment allocation.

- 6 During each reporting period, if effluent monitoring results exceed both a TSS effluent limit and a CTR TMDL-based effluent limit or performance goal for cadmium, chlordane, or dieldrin as specified in **Table 4** of this Order, then the Discharger has not demonstrated compliance with the final concentration-based sediment waste load allocations (WLAs) (**Table 5, page 8** of this Order) specified by the Harbor Toxics TMDL, Resolution No. R11-008 (page 17 for cadmium, and page 21 for chlordane and dieldrin) and the Discharger is required to implement the effluent sediment monitoring program for that priority pollutant. The Discharger shall begin the effluent sediment monitoring program during the first discharge event following the effluent exceedance. An effluent sediment monitoring result at or below the final concentration-based sediment allocations in **Tables 5, page 8** of this Order, demonstrates compliance with the final concentration-based sediment WLAs and additional effluent sediment monitoring for those pollutants is not required. An effluent sediment monitoring result that is above the final concentration-based sediment WLAs for cadmium, chlordane, or dieldrin constitutes an exceedance of the final concentration-based sediment WLAs. Annual effluent sediment monitoring is required for the pollutant(s) until the data demonstrates compliance.
- 7 Total PCBs (polychlorinated biphenyls) means the sum of chlorinated biphenyls whose analytical characteristics resemble those of Aroclor-1016, Aroclor-1221, Aroclor-1232, Aroclor-1242, Aroclor-1248, Aroclor-1254, and Aroclor-1260.
- 8 CTR human health criteria were not established for total PAHs. Therefore, the effluent limits are based on the CTR human health criteria for the individual PAHs; benzo(a)anthracene, benzo(a)pyrene, and chrysene of 0.049 µg/L. The CTR criterion for pyrene of 11,000 µg/L is assigned as an individual WLA to pyrene. The effluent limitations are calculated based on SIP procedures.
- 9 Samples analyzed must be unfiltered samples.
- 10 TCDD equivalents shall be calculated using the following formula, where the toxicity equivalency factors (TEFs) are as provided in the table below. The Discharger shall report all measured values of individual congeners, including data qualifiers. When calculating TCDD equivalents, the Discharger shall set congener concentrations below the minimum levels to zero.

$$\text{Dioxin-TEQ (TCDD equivalents)} = \sum(C_x \times \text{TEF}_x)$$

where:

C_x = concentration of dioxin or furan congener x

TEF_x = TEF for congener x

Toxicity Equivalency Factors

Congeners	Toxicity Equivalence Factor (TEF)
2,3,7,8 - tetra CDD	1.0
1,2,3,7,8 - penta CDD	1.0
1,2,3,4,7,8 - hexa CDD	0.1
1,2,3,6,7,8 - hexa CDD	0.1
1,2,3,7,8,9 - hexa CDD	0.1
1,2,3,4,6,7,8 - hepta CDD	0.01
Octa CDD	0.0001
2,3,7,8 - tetra CDF	0.1
1,2,3,7,8 - penta CDF	0.05
2,3,4,7,8 - penta CDF	0.5
1,2,3,4,7,8 - hexa CDF	0.1
1,2,3,6,7,8 - hexa CDF	0.1
1,2,3,7,8,9 - hexa CDF	0.1
2,3,4,6,7,8 - hexa CDF	0.1
1,2,3,4,6,7,8 - hepta CDFs	0.01
1,2,3,4,7,8,9 - hepta CDFs	0.01
Octa CDF	0.0001

- a. Bacteria Limitations Requirements.** Bacteria limits are established for both geometric means and single samples. The Basin Plan includes an implementation provision for geometric means: *“The geometric mean values should be calculated based on a statistically sufficient number of samples (generally not less than 5 samples equally spaced over a 30-day period).”*
- i. Rolling 30-day Geometric Mean Limits**
- 1) Total coliform density shall not exceed 1,000/100 ml.
 - 2) Fecal coliform density shall not exceed 200/100 ml.
 - 3) Enterococcus density shall not exceed 35/100 ml.
- ii. Single Sample Maximum (SSM)**
- 1) Total coliform density shall not exceed 10,000/100 ml.
 - 2) Fecal coliform density shall not exceed 400/100 ml.
 - 3) Enterococcus density shall not exceed 104/100 ml.
 - 4) Total coliform density shall not exceed 1,000/100 ml, if the ratio of fecal-to-total coliform exceeds 0.1.

D. Final Effluent Limitation Consideration

1. Anti-Backsliding Requirements

Sections 402(o) and 303(d)(4) of the CWA and federal regulations at 40 C.F.R. section 122.44(l) prohibit backsliding in NPDES permits. These anti-backsliding provisions require effluent limitations in a reissued permit to be as stringent as those in the previous permit, with some exceptions where limitations may be relaxed. The effluent limitations in this Order are at least as stringent as effluent limitations established in Order No. R4-2008-0202, with the exception of copper, nickel, xylenes, zinc, MTBE, and acute toxicity.

The new effluent limitations for copper and zinc, which are less stringent than in the prior permit, were developed to implement the WLAs provided in the Harbor Toxics TMDL. As such, the relaxation is consistent with CWA section 303(d)(4)(A), which allows for the establishment of a less stringent effluent limitation based on a TMDL WLA when the receiving water has been identified as not meeting applicable water quality standards (i.e., a nonattainment water) and the TMDL WLA is part of an overall strategy for achieving attainment of water quality standards. The Harbor Toxics TMDL was developed using information that was not available when the prior permit was issued.

Effluent limitations for nickel and acute toxicity have been removed from this Order because it did not show reasonable potential to cause or contribute to an excursion above the respective water quality standards. In addition, this Order does not include effluent limitations for xylenes and MTBE because they were not detected in the five effluent samples collected from January 20, 2010, through March 23, 2010, and thus do not show reasonable potential to cause or contribute to an excursion above the respective water quality standards. These relaxation of effluent limitations is consistent with the anti-backsliding requirements of the CWA and federal regulations, based on the consideration of new information (i.e., discharge monitoring reports, and RPA) obtained since the prior permit was issued. [CWA section 402(o)(1)]. This Order continues to require monitoring for nickel, xylenes, and MTBE. Furthermore, this Order requires monitoring for chronic toxicity instead of acute toxicity as specified in Section IV.C.6.

2. Antidegradation Policies

40 C.F.R. section 131.12 requires that the state water quality standards include an anti-degradation policy consistent with the federal policy. The State Water Board established California's antidegradation policy in State Water Board Resolution No. 68-16. Resolution No. 68-16 incorporates the federal antidegradation policy where the federal policy applies under federal law. Resolution No. 68-16 requires that existing water quality be maintained unless degradation is justified based on specific findings. The Regional Water Board's Basin Plan implements, and incorporates by reference, both the State and federal antidegradation policies.

As discussed in section IV.D.1 of this Fact Sheet, this Order contains effluent limitations for copper and zinc that are less stringent than in the prior permit. These limitations are based on TMDL WLAs that were adopted into the Basin Plan as a means to achieve water quality objectives within the receiving water. The new effluent limitations and performance goals are consistent with the TMDL and the cumulative effect of all revised effluent limitations and performance goals stemming from the TMDL is that the receiving water will attain water quality objectives. As such, the relaxed effluent limitations are consistent with Resolution No. 68-16.

The deletion of effluent limitations for nickel, acute toxicity, xylenes, and MTBE in this Order is also consistent with Resolution No. 68-16. As stated above, the Facility's discharges did not show reasonable potential for nickel, acute toxicity, xylenes, and MTBE to cause or contribute to an excursion above the respective water quality standards. Monitoring data from January 20, 2010, through March 23, 2010, indicated that nickel, xylenes, and MTBE were not detected in the effluent. Acute toxicity testing results yielded 100% survival. This Order continues to require monitoring for nickel, xylenes, and MTBE, as well as monitoring for chronic toxicity instead of acute toxicity (as mentioned in Section IV.C.6.) to ensure no degradation of water quality occurs.

This Order does not provide for an increase in the permitted design flow or allow for a reduction in the level of treatment. The final limitations and performance goals in this Order meet the requirements of the Basin Plan and SIP and they hold the Discharger to performance levels that will not cause or contribute to water quality impairment or degrade receiving water quality. Compliance with these requirements will result in the use of best practicable treatment or control of the discharge. Hence, the permitted discharge is consistent with the antidegradation provision of 40 C.F.R. section 131.12 and State Water Board Resolution 68-16.

3. Stringency of Requirements for Individual Pollutants

This Order contains both technology-based and water quality-based effluent limitations for individual pollutants. The technology-based effluent limitations consist of restrictions on BOD, oil and grease, TSS, phenols, settleable solids, and sulfide. Restrictions on these pollutants are discussed in section IV.B. of the Fact Sheet. This Order's technology-based pollutant restrictions implement the minimum, applicable federal technology-based requirements.

WQBELs have been derived to implement water quality objectives that protect beneficial uses. Both the beneficial uses and the water quality objectives have been approved pursuant to federal law and are the applicable federal water quality standards. To the extent that toxic pollutant water quality-based effluent limitations were derived from the

CTR, the CTR is the applicable standard pursuant to 40 C.F.R. Section 131.38. The procedures for calculating the individual water quality-based effluent limitations for priority pollutants are based on the CTR implemented by the SIP, which was approved by USEPA on May 18, 2000. All beneficial uses and water quality objectives contained in the Basin Plan were approved under state law and submitted to and approved by USEPA prior to May 30, 2000. Any water quality objectives and beneficial uses submitted to USEPA prior to May 30, 2000, but not approved by USEPA before that date, are nonetheless “applicable water quality standards for purposes of the CWA” pursuant to 40 C.F.R. section 131.21(c)(1). Collectively, this Order’s restrictions on individual pollutants are no more stringent than required to implement the requirements of the CWA.

4. Mass-based Effluent Limitations

Generally, mass-based effluent limitations ensure that proper treatment, and not dilution, is employed to comply with the final effluent concentration limitations. 40 C.F.R. section 122.45(f)(1) requires that all permit limitations, standards or prohibitions be expressed in terms of mass units except under the following conditions: (1) for pH, temperature, radiation or other pollutants that cannot appropriately be expressed by mass limitations; (2) when applicable standards or limitations are expressed in terms of other units of measure; or (3) if in establishing technology-based permit limitation on a case-by-case basis limitation based on mass are infeasible because the mass or pollutant cannot be related to a measure of production.

Mass-based effluent limitations are established using the following formula:

$$\text{Mass (lbs/day)} = \text{flow rate (MGD)} \times 8.34 \times \text{effluent limitation (mg/L)}$$

where: Mass = mass limitation for a pollutant (lbs/day)
 Effluent limitation = concentration limit for a pollutant (mg/L)
 Flow rate = discharge flow rate (MGD)

5. Summary of Final Effluent Limitations

Table F-10. Summary of Final Effluent Limitations

Parameter	Units	Effluent Limitations				Performance Goals	Basis ¹
		Average Monthly	Maximum Daily	Instantaneous Minimum	Instantaneous Maximum	Maximum Daily	
Conventional Pollutants							
Biochemical Oxygen Demand (BOD) 5-day @ 20°C	mg/L	--	30	--	--	--	BPJ, P
	lbs/day ²	--	125	--	--	--	
Oil and Grease	mg/L	--	15	--	--	--	BPJ, P
	lbs/day ²	--	63	--	--	--	
pH	s.u.	--	--	6.5	8.5	--	BP, P
Total Suspended Solids (TSS) ⁵	mg/L	--	75	--	--	--	BPJ, P
	lbs/day ²	--	313	--	--	--	
Non-conventional Pollutants							
Phenolics	mg/L	--	1.0	--	--	--	BPJ, P
	lbs/day ²	--	4.2	--	--	--	
Sulfides	mg/L	--	1.0	--	--	--	BPJ, P
	lbs/day ²	--	4.2	--	--	--	
Ammonia ³	mg/L	--	0.233	--	--	--	BP, P

Parameter	Units	Effluent Limitations				Performance Goals	Basis ¹
		Average Monthly	Maximum Daily	Instantaneous Minimum	Instantaneous Maximum	Maximum Daily	
Temperature	°F	--	--	--	86	--	T, WP, BP, P
Turbidity	NTU	--	75	--	--	--	BPJ, P
Priority Pollutants							
Copper, Total Recoverable ^{4,5}	µg/L	--	6.14 ⁴	--	--	--	TMDL, CTR-SIP
	lbs/day ²	--	0.0256	--	--	--	
Lead, Total Recoverable ^{4,5}	µg/L	--	14.0	--	--	--	TMDL, CTR-SIP
	lbs/day ²	--	0.0584	--	--	--	
Selenium, Total Recoverable	µg/L	--	117	--	--	--	CTR-SIP
	lbs/day ²	--	0.49	--	--	--	
Zinc, Total Recoverable ^{4,5}	µg/L	--	141	--	--	--	TMDL, CTR-SIP
	lbs/day ²	--	0.588	--	--	--	
4,4'-DDT ^{4,5,9}	µg/L	--	0.0012	--	--	--	TMDL, CTR-SIP
	lbs/day ²	--	5.0 x 10 ⁻⁶	--	--	--	
Chlordane ^{4,6,9}	µg/L	--	0.0012	--	--	--	TMDL, CTR-SIP
	lbs/day ²	--	5.0 x 10 ⁻⁶	--	--	--	
Dieldrin ^{4,6,9}	µg/L	--	0.00028	--	--	--	TMDL, CTR-SIP
	lbs/day ²	--	1.2 x 10 ⁻⁶	--	--	--	
PCBs, Total ^{4,5,7,9}	µg/L	--	0.00034	--	--	--	TMDL, CTR-SIP
	lbs/day ²	--	1.4 x 10 ⁻⁶	--	--	--	
Cadmium, Total Recoverable ⁶	µg/L	--	--	--	--	15 ¹⁰	CTR-SIP, TMDL ¹¹
TCDD-Equivalents ¹²	µg/L	--	2.8 x 10 ⁻⁸	--	--	--	CTR
	lbs/day ²	--	1.2 x 10 ⁻¹⁰	--	--	--	
PAHs							
Benzo(a)anthracene ^{4,5,8,9}	µg/L	--	0.098	--	--	--	TMDL, CTR-SIP
	lbs/day ²	--	0.00041	--	--	--	
Benzo(a)pyrene ^{4,5,8,9}	µg/L	--	0.098	--	--	--	TMDL, CTR-SIP
	lbs/day ²	--	0.00041	--	--	--	
Chrysene ^{4,5,8,9}	µg/L	--	0.098	--	--	--	TMDL, CTR-SIP
	lbs/day ²	--	0.00041	--	--	--	
Pyrene ^{4,5,8,9}	µg/L	--	22,068	--	--	--	TMDL, CTR-SIP
	lbs/day ²	--	92	--	--	--	

¹ BP = Basin Plan; TP = Thermal Plan; P = Prior Permit (Order No. R4-2008-0202); BPJ = Best Professional Judgment; CTR = California Toxic Rule; SIP = State Implementation Policy; TMDL= Total Maximum Daily Load; TST = EPA Test of Significant Toxicity Approach; and WP = White Paper.

- 2 The mass limitations are based on a maximum flow of 0.2304 MGD and is calculated as follows” Flow (MGD) x Concentration (mg/L) x 8.34 (conversion factor) = lbs/day.
- 3 The daily maximum concentration of un-ionized ammonia shall not exceed 0.233 mg/L. The un-ionized ammonia concentration must be converted to total ammonia using the implementation procedure in the Basin Plan Amendment – Salt Water Ammonia Objectives for Inland Surface Waters (Regional Water Board Resolution No. 2004-022).
- 4 The effluent limitations are based on the Harbor Toxics TMDL WLAs and calculated using the CTR-SIP procedures.
- 5 During each reporting period, if effluent monitoring results exceed both a TSS effluent limit and a CTR TMDL-based effluent limit for copper, lead, zinc, 4,4'-DDT, total PCBs, or PAHs (i.e., benzo(a)anthracene, benzo(a)pyrene, chrysene, or pyrene) as specified in **Table 4** of this Order, then the Discharger has not demonstrated compliance with the interim sediment allocations (Monitoring Thresholds, **Table 6, page 15**, of this Order) specified by the Harbor Toxics TMDL, Resolution No. R11-008 (page 11, Item 3) and the Discharger is required to implement the effluent sediment monitoring program for that priority pollutant. The Discharger shall begin the effluent sediment monitoring program during the first discharge event following the effluent exceedance. An effluent sediment monitoring result at or below the interim sediment allocations (Monitoring Thresholds) in **Tables 6, page 15** of this Order, demonstrates compliance with the interim sediment allocation and additional effluent sediment monitoring for those pollutants is not required. An effluent sediment monitoring result that exceeds the interim sediment allocation requires additional effluent sediment monitoring during discharge but not more frequently than once per year until the three-year average concentration for effluent sediment monitoring results is at or below the interim sediment allocation.
- 6 During each reporting period, if effluent monitoring results exceed both a TSS effluent limit and a CTR TMDL-based effluent limit or performance goal for cadmium, chlordane, or dieldrin as specified in **Table 4** of this Order, then the Discharger has not demonstrated compliance with the final concentration-based sediment waste load allocations (WLAs) (**Table 5, page 8** of this Order) specified by the Harbor Toxics TMDL, Resolution No. R11-008 (page 17 for cadmium, and page 21 for chlordane and dieldrin) and the Discharger is required to implement the effluent sediment monitoring program for that priority pollutant. The Discharger shall begin the effluent sediment monitoring program during the first discharge event following the effluent exceedance. An effluent sediment monitoring result at or below the final concentration-based sediment allocations in **Tables 5, page 8** of this Order, demonstrates compliance with the final concentration-based sediment WLAs and additional effluent sediment monitoring for those pollutants is not required. An effluent sediment monitoring result that is above the final concentration-based sediment WLAs for cadmium, chlordane, or dieldrin constitutes an exceedance of the final concentration-based sediment WLAs. Annual effluent sediment monitoring is required for the pollutant(s) until the data demonstrates compliance.
- 7 Total PCBs (polychlorinated biphenyls) means the sum of chlorinated biphenyls whose analytical characteristics resemble those of Aroclor-1016, Aroclor-1221, Aroclor-1232, Aroclor-1242, Aroclor-1248, Aroclor-1254, and Aroclor-1260As an alternative to footnote 4, for chlordane and dieldrin, attainment with bioaccumulative TMDLs may be demonstrated by means described in Special Provision VI.C.2.d.
- 8 CTR human health criteria were not established for total PAHs. Therefore, the effluent limits are based on the CTR human health criteria for the individual PAHs; benzo(a)anthracene, benzo(a)pyrene, and chrysene of 0.049 µg/L. The CTR criterion for pyrene of 11,000 µg/Lis assigned as an individual WLA to pyrene. The effluent limitations are calculated based on SIP procedures.
- 9 Samples analyzed must be unfiltered samples.
- 10 Based on CTR criteria calculated using SIP procedures. This performance goal is not enforceable effluent limitation. Rather, it acts as trigger to determine when sediment monitoring is required for this compound (see footnote 6).
- 11 CTR criteria is used to calculate the performance goal because there is no water column concentration-based WLA for cadmium in the TMDL. The TMDL included a sediment WLA for cadmium.
- 12 TCDD equivalents shall be calculated using the following formula, where the toxicity equivalency factors (TEFs) are as provided in the table below. The Discharger shall report all measured values of individual congeners, including data qualifiers. When calculating TCDD equivalents, the Discharger shall set congener concentrations below the minimum levels to zero.

$$\text{Dioxin-TEQ (TCDD equivalents)} = \sum(C_x \times \text{TEF}_x)$$

where:

C_x = concentration of dioxin or furan congener x

TEF_x = TEF for congener x

Toxicity Equivalency Factors

Congeners	Toxicity Equivalence Factor (TEF)
2,3,7,8 - tetra CDD	1.0
1,2,3,7,8 - penta CDD	1.0
1,2,3,4,7,8 - hexa CDD	0.1
1,2,3,6,7,8 - hexa CDD	0.1
1,2,3,7,8,9 - hexa CDD	0.1
1,2,3,4,6,7,8 - hepta CDD	0.01
Octa CDD	0.0001
2,3,7,8 - tetra CDF	0.1
1,2,3,7,8 - penta CDF	0.05
2,3,4,7,8 - penta CDF	0.5
1,2,3,4,7,8 - hexa CDF	0.1
1,2,3,6,7,8 - hexa CDF	0.1
1,2,3,7,8,9 - hexa CDF	0.1
2,3,4,6,7,8 - hexa CDF	0.1
1,2,3,4,6,7,8 - hepta CDFs	0.01
1,2,3,4,7,8,9 - hepta CDFs	0.01
Octa CDF	0.0001

a. **Bacteria Limitations Requirements.** Bacteria limits are established for both geometric means and single samples. The Basin Plan includes an implementation provision for geometric means: “The geometric mean values should be calculated based on a statistically sufficient number of samples (generally not less than 5 samples equally spaced over a 30-day period).”

i. Rolling 30-day Geometric Mean Limits

- 1) Total coliform density shall not exceed 1,000/100 ml.
- 2) Fecal coliform density shall not exceed 200/100 ml.
- 3) Enterococcus density shall not exceed 35/100 ml.

ii. Single Sample Maximum (SSM)

- 1) Total coliform density shall not exceed 10,000/100 ml.
- 2) Fecal coliform density shall not exceed 400/100 ml.
- 3) Enterococcus density shall not exceed 104/100 ml.
- 4) Total coliform density shall not exceed 1,000/100 ml, if the ratio of fecal-to-total coliform exceeds 0.1.

E. Land Discharge Specifications

Not Applicable

F. Recycling Specifications

Not Applicable

V. RATIONALE FOR RECEIVING WATER LIMITATIONS

The receiving water limitations in the proposed order are based upon the water quality objectives contained in the Basin Plan. As such, they are a required part of the proposed order.

A. Surface Water

The Basin Plan contains numeric and narrative water quality objectives applicable to all surface waters within the Los Angeles Region. Water quality objectives include an objective to maintain the high quality waters pursuant to federal regulations (section 131.12) and State Water Board Resolution No. 68-16. Receiving water limitations in this Order are included to ensure protection of beneficial uses of the receiving water. If there is reasonable potential (RP) or a USEPA-approved TMDL WLA, then WQBELs are included in this Order to ensure protection of water quality standards.

B. Groundwater

Not Applicable

VI. RATIONALE FOR PROVISIONS

A. Standard Provisions

Standard Provisions, which apply to all NPDES permits in accordance with 40 C.F.R. section 122.41, and additional conditions applicable to specified categories of permits in accordance with 40 C.F.R. section 122.42, are provided in Attachment D. The discharger must comply with all standard provisions and with those additional conditions that are applicable under Section 122.42.

Sections 122.41(a)(1) and (b) through (n) of 40 C.F.R. establish conditions that apply to all state-issued NPDES permits. These conditions must be incorporated into the permits either expressly or by reference. If incorporated by reference, a specific citation to the regulations must be included in the Order. Section 123.25(a)(12) of 40 C.F.R. allows the state to omit or modify conditions to impose more stringent requirements. In accordance with 40 C.F.R. section 123.25, this Order omits federal conditions that address enforcement authority specified in 40 C.F.R. sections 122.41(j)(5) and (k)(2) because the enforcement authority under the Water Code is more stringent. In lieu of these conditions, this Order incorporates by reference Water Code section 13387(e).

B. Special Provisions

1. Reopener Provisions

These provisions are based on 40 C.F.R. Part 123 and Order No. R4-2008-0202. The Regional Water Board may reopen the permit to modify permit conditions and requirements. Causes for modifications include the promulgation of new federal regulations, modification in toxicity requirements, or adoption of new regulations by the State Water Board or Regional Water Board, including revisions to the Basin Plan or revisions to the Harbor Toxics TMDL.

2. Special Studies and Additional Monitoring Requirements

- a. Initial Investigation Toxicity Reduction Evaluation Workplan.** This provision is based on section 4 of the SIP, Toxicity Control Provisions, which establishes minimum toxicity control requirements for implementing the narrative toxicity objective for aquatic life protection established in the basin plans of the State of California.

the site. This provision is included in this Order to minimize and control the amount of pollutants discharged in case of a spill. The SCP shall be site specific and shall cover all areas of the Facility.

4. Construction, Operation, and Maintenance Specifications

This provision is based on the requirements of section 122.41 (e) and the previous Order.

5. Other Special Provisions

Not applicable.

6. Compliance Schedules

Not applicable.

VII. RATIONALE FOR MONITORING AND REPORTING REQUIREMENTS

Section 122.48 of 40 C.F.R. requires that all NPDES permits specify requirements for recording and reporting monitoring results. Water Code sections 13267 and 13383 authorize the Regional Water Board to require technical and monitoring reports. The Monitoring and Reporting Program (MRP), Attachment E, establishes monitoring and reporting requirements that implement federal and state requirements. The following provides the rationale for the monitoring and reporting requirements contained in the MRP for this facility.

A. Influent Monitoring

Not Applicable

B. Effluent Monitoring

Monitoring for pollutants expected to be present in the discharge will be required as established in the MRP (Attachment E). To demonstrate compliance with established effluent limitations, the Order includes monitoring requirements for parameters for which effluent limitations have been established. This Order requires that the monitoring for the pollutants is performed once per discharge event and that at a minimum, annual monitoring is required to characterize the discharge for future analysis. This Order changes flow sample type requirement from “estimated” to “Meter” in order to obtain more accurate flow readings.

The SIP states that the Regional Water Board will require periodic monitoring for pollutants for which criteria or objectives apply and for which no effluent limitations have been established. This Order requires the Discharger to conduct annual monitoring for the remaining CTR priority pollutants. The Regional Water Board will use the additional data to conduct an RPA and determine if additional WQBELs are required. The Regional Water Board may reopen the permit to incorporate additional effluent limitations and requirements, if necessary.

C. Effluent Sediment Monitoring

The Harbor Toxics TMDL requires compliance with the TMDL’s interim sediment allocations. This Order implements this requirement in a framework of effluent limits, sediment monitoring thresholds, and effluent monitoring requirements. Compliance with the interim sediment allocations shall be demonstrated, as specified in Footnote 4 to Table 4, of this Order. These requirements will ensure that discharges from the Facility do not contribute significantly to

contaminant sediment concentrations in the Dominguez Channel Estuary. The effluent sediment monitoring is also required to demonstrate compliance with sediment limitations (final concentration-based sediment WLAs) as specified in Table 5 of this Order.

D. Whole Effluent Toxicity Testing Requirements

Whole effluent toxicity (WET) protects the receiving water quality from the aggregate toxic effect of a mixture of pollutants in the effluent. An acute toxicity test is conducted over a short time period and measures mortality. A chronic toxicity test is conducted over a longer period of time and may measure mortality, reproduction, and growth. A chemical at a low concentration can have chronic effects but no acute effects. For this permit, chronic toxicity monitoring of the discharge is required. The chronic toxicity testing requirements are based on USEPA's 2010 TST hypothesis testing approach. The monitoring frequency for chronic toxicity has been modified from once per discharge event to annually, which is consistent with other recently adopted permits for facilities with similar discharges in this Region. Chronic toxicity test results from March 2017 demonstrated compliance with the effluent limitations in this Order. In addition, discharges at the Facility only occur when the capacity of the permitted flows to the sanitary sewer and the storage capacity onsite is exceeded.

E. Receiving Water Monitoring

1. Surface Water

Surface water monitoring requirements were established in this Order to provide data to determine compliance with the receiving water limitations. The SIP requires monitoring of the receiving water for the CTR priority pollutants, including TCDD equivalents, to determine reasonable potential. Accordingly, this Order requires the Discharger conduct receiving water monitoring of the CTR priority pollutants at Monitoring Location RSW-001. Additionally, the Discharger must analyze pH, temperature, salinity and ammonia of the receiving water at the same time the priority pollutant samples are collected. The receiving water data of pH, temperature and salinity are necessary to translate Basin Plan ammonia objective from unionized to total ammonia. This Order also requires monitoring for dissolved oxygen and bacteria at RSW-001 to demonstrate compliance with the receiving water limitations. However, this Order discontinues monitoring for hardness at RSW-001, as saltwater criteria are independent of hardness.

2. Bed Sediment Monitoring

The final concentration-based sediment waste load allocations (WLAs) for cadmium, chlordane, and dieldrin were included in the Harbor Toxics TMDL for Dominguez Channel Estuary. The effluent or bed sediment monitoring will provide data for the direct determination of compliance with these WLAs. The Discharger may also demonstrate compliance with these WLAs by compliance with TSS and the respective effluent limits or performance goal for these constituents.

3. Groundwater

Not Applicable

F. Other Monitoring Requirements

1. Rainfall Monitoring and Visual Observation

Daily rainfall information will provide the weather condition in the vicinity of the Facility. Because the discharge is comprised of storm water runoff, the Discharger is required to conduct observations of storm water discharge in the vicinity of the discharge to detect the presence of floating and suspended materials, oil and grease, discoloration, turbidity, and odor.

2. Regional Monitoring

To implement the Harbor Toxics TMDL, the Discharger is encouraged to participate in the development of Regional Monitoring program(s) to address pollutants as specified in the Harbor Toxics TMDL

VIII. PUBLIC PARTICIPATION

The Regional Water Board has considered the issuance of WDRs, as well as an amendment thereto, that serve as an NPDES permit for the Tesoro Carson Crude Terminal. As a step in the WDR adoption process, the Regional Water Board staff has developed tentative WDRs. The Regional Water Board encourages public participation in the WDR adoption process.

A. Notification of Interested Parties

The Regional Water Board has notified the Discharger and interested agencies and persons of its intent to prescribe, and amend, waste discharge requirements for the discharge and has provided them with an opportunity to submit their written comments and recommendations.

The public had access to the agenda and any changes in dates and locations through the Los Angeles Regional Water Board's website at:

<http://www.waterboards.ca.gov/losangeles>

B. Written Comments

The staff determinations are tentative. Interested persons were invited to submit written comments concerning tentative WDRs as provided through the notification process electronically at losangeles@waterboards.ca.gov with a copy to Rosario.Aston@waterboards.ca.gov.

To be fully responded to by staff and considered by the Regional Water Board, written comments pertaining to adoption of Order No. R4-2014-0189 were due at the Regional Water Board office by 5:00 p.m. on August 8, 2014. Written comments pertaining to amending Order No. R4-2014-0189 were due at the Regional Water Board office by 5:00 p.m. on May 10, 2017. The Board will accept written comments only with respect to the proposed changes to the requirements marked in underline and strikeout format.

C. Public Hearing

The Regional Water Board held a public hearing to adopt Order No. R4-2014-0189 during its regular Regional Water Board meeting on the following date and time and at the following location:

Date: September 11, 2014
Time: 9:00 A.M.
Location: Metropolitan Water District of Southern California, Board Room
700 North Alameda Street
Los Angeles, California

The Regional Water Board held a public hearing to amend Order No. R4-2014-0189 during its regular Board meeting on the following date and time and at the following location:

Date: June 1, 2017
Time: 9:00 A.M.
Location: Metropolitan Water District of Southern California, Board Room
700 North Alameda Street
Los Angeles, California

Interested persons were invited to attend. At the public hearing, the Regional Water Board heard testimony pertinent to the discharge, WDRs, and permit. For accuracy of the record, important testimony was requested in writing.

Please be aware that dates and venues may change. Our Web address is <http://www.waterboards.ca.gov/losangeles> where you can access the current agenda for changes in dates and locations.

D. Reconsideration of Waste Discharge Requirements

Any aggrieved person may petition the State Water Resources Control Board to review the decision of the Regional Water Board regarding the final WDRs. The petition must be received by the State Water Board at the following address within 30 calendar days of the Regional Water Board's action:

State Water Resources Control Board
Office of Chief Counsel
P.O. Box 100, 1001 I Street
Sacramento, CA 95812-0100

For instructions on how to file a petition for review, see http://www.waterboards.ca.gov/public_notices/petitions/water_quality/wqpetition_instr.shtml

E. Information and Copying

The Report of Waste Discharge (ROWD), tentative WDRs, related documents, comments received, and other information are on file and may be inspected at the address above at any time between 8:30 a.m. and 4:45 p.m., Monday through Friday. Copying of documents may be arranged through the Regional Water Board by calling (213) 576 – 6600.

F. Register of Interested Persons

Any person interested in being placed on the mailing list for information regarding the WDRs and NPDES permit should contact the Regional Water Board, reference this facility, and provide a name, address, and phone number.

G. Additional Information

Requests for additional information or questions regarding this order should be directed to Rosario Aston at (213) 576-6653 or Rosario.Aston@waterboards.ca.gov.

ATTACHMENT G – STORM WATER POLLUTION PREVENTION PLAN REQUIREMENTS

I. Implementation Schedule

A storm water pollution prevention plan (SWPPP) shall be developed and submitted to the Regional Water Board within 90 days following the adoption of this Order. The SWPPP shall be implemented for each facility covered by this Permit within 10 days of approval from the Regional Water Board, or 6-months from the date of the submittal of the SWPPP to the Regional Water Board (whichever comes first).

II. Objectives

The SWPPP has two major objectives: (a) to identify and evaluate sources of pollutants associated with industrial activities that may affect the quality of storm water discharges and authorized non-storm water discharges from the facility; and (b) to identify and implement site-specific best management practices (BMPs) to reduce or prevent pollutants associated with industrial activities in storm water discharges and authorized non-storm water discharges. BMPs may include a variety of pollution prevention measures or other low-cost and pollution control measures. They are generally categorized as non-structural BMPs (activity schedules, prohibitions of practices, maintenance procedures, and other low-cost measures) and as structural BMPs (treatment measures, run-off controls, over-head coverage.) To achieve these objectives, facility operators should consider the five phase process for SWPPP development and implementation as shown in Table A.

The SWPPP requirements are designed to be sufficiently flexible to meet the needs of various facilities. SWPPP requirements that are not applicable to a facility should not be included in the SWPPP.

A facility's SWPPP is a written document that shall contain a compliance activity schedule, a description of industrial activities and pollutant sources, descriptions of BMPs, drawings, maps, and relevant copies or references of parts of other plans. The SWPPP shall be revised whenever appropriate and shall be readily available for review by facility employees or Regional Water Board inspectors.

III. Planning and Organization

A. Pollution Prevention Team

The SWPPP shall identify a specific individual or individuals and their positions within the facility organization as members of a storm water pollution prevention team responsible for developing the SWPPP, assisting the facility manager in SWPPP implementation and revision, and conducting all monitoring program activities required in Attachment E of this Permit. The SWPPP shall clearly identify the Permit related responsibilities, duties, and activities of each team member. For small facilities, storm water pollution prevention teams may consist of one individual where appropriate.

B. Review Other Requirements and Existing Facility Plans

The SWPPP may incorporate or reference the appropriate elements of other regulatory requirements. Facility operators should review all local, State, and Federal requirements that

impact, complement, or are consistent with the requirements of this General permit. Facility operators should identify any existing facility plans that contain storm water pollutant control measures or relate to the requirements of this Permit. As examples, facility operators whose facilities are subject to Federal Spill Prevention Control and Countermeasures' requirements should already have instituted a plan to control spills of certain hazardous materials. Similarly, facility operators whose facilities are subject to air quality related permits and regulations may already have evaluated industrial activities that generate dust or particulates.

IV. Site Map

- A. The SWPPP shall include a site map. The site map shall be provided on an 8-½ x 11 inch or larger sheet and include notes, legends, and other data as appropriate to ensure that the site map is clear and understandable. If necessary, facility operators may provide the required information on multiple site maps.

**TABLE A
FIVE PHASES FOR DEVELOPING AND IMPLEMENTING INDUSTRIAL
STORM WATER POLLUTION PREVENTION PLANS**

PLANNING AND ORGANIZATION Form Pollution Prevention Team Review other plans
ASSESSMENT PHASE Develop a site map Identify potential pollutant sources Inventory of materials and chemicals List significant spills and leaks Identify non-storm water discharges Assess pollutant risks
BEST MANAGEMENT PRACTICES IDENTIFICATION PHASE Non-structural BMPs Structural BMPs Select activity and site-specific BMPs
IMPLEMENTATION PHASE Train employees Implement BMPs Conduct recordkeeping and reporting
EVALUATION / MONITORING Conduct annual site evaluation Review monitoring information Evaluate BMPs Review and revise SWPPP

The following information shall be included on the site map:

- A. The facility boundaries; the outline of all storm water drainage areas within the facility boundaries; portions of the drainage area impacted by run-on from surrounding areas; and direction of flow of each drainage area, on-site surface water bodies, and areas of soil erosion. The map shall also identify nearby water bodies (such as rivers, lakes, and ponds) and municipal storm drain inlets where the facility's storm water discharges and authorized non-storm water discharges may be received.
- B. The location of the storm water collection and conveyance system, associated points of discharge, and direction of flow. Include any structural control measures that affect storm water discharges, authorized non-storm water discharges, and run-on. Examples of structural control measures are catch basins, berms, detention ponds, secondary containment, oil/water separators, diversion barriers, etc.
- C. An outline of all impervious areas of the facility, including paved areas, buildings, covered storage areas, or other roofed structures.
- D. Locations where materials are directly exposed to precipitation and the locations where significant spills or leaks identified in section A.6.a.iv. below have occurred.
- E. Areas of industrial activity. This shall include the locations of all storage areas and storage tanks, shipping and receiving areas, fueling areas, vehicle and equipment storage/maintenance areas, material handling and processing areas, waste treatment and disposal areas, dust or particulate generating areas, cleaning and rinsing areas, and other areas of industrial activity which are potential pollutant sources.

V. List of Significant Materials

The SWPPP shall include a list of significant materials handled and stored at the site. For each material on the list, describe the locations where the material is being stored, received, shipped, and handled, as well as the typical quantities and frequency. Materials shall include raw materials intermediate products, final or finished products, recycled materials, and waste or disposed materials.

VI. Description of Potential Pollutant Sources

- A. The SWPPP shall include a narrative description of the facility's industrial activities, as identified in section A.4.e above, associated potential pollutant sources, and potential pollutants that could be discharged in storm water discharges or authorized non-storm water discharges. At a minimum, the following items related to a facility's industrial activities shall be considered:
 - 1. **Industrial Processes.** Describe each industrial process, the type, characteristics, and quantity of significant materials used in or resulting from the process, and a description of the manufacturing, cleaning, rinsing, recycling, disposal, or other activities related to the process. Where applicable, areas protected by containment structures and the corresponding containment capacity shall be described.
 - 2. **Material Handling and Storage Areas.** Describe each handling and storage area, type, characteristics, and quantity of significant materials handled or stored, description of the shipping, receiving, and loading procedures, and the spill or leak prevention and response procedures. Where applicable, areas protected by containment structures and the corresponding containment capacity shall be described.

3. **Dust and Particulate Generating Activities.** Describe all industrial activities that generate dust or particulates that may be deposited within the facility's boundaries and identify their discharge locations; the characteristics of dust and particulate pollutants; the approximate quantity of dust and particulate pollutants that may be deposited within the facility boundaries; and a description of the primary areas of the facility where dust and particulate pollutants would settle.
4. **Significant Spills and Leaks.** Describe materials that have spilled or leaked in significant quantities in storm water discharges or non-storm water discharges since April 17, 1994. Include toxic chemicals (listed in 40 C.F.R. Part 302) that have been discharged to storm water as reported on U.S. Environmental Protection Agency (USEPA) Form R, and oil and hazardous substances in excess of reportable quantities (see 40 Code of Federal Regulations [C.F.R.], Parts 110, 117, and 302).

The description shall include the type, characteristics, and approximate quantity of the material spilled or leaked, the cleanup or remedial actions that have occurred or are planned, the approximate remaining quantity of materials that may be exposed to storm water or non-storm water discharges, and the preventative measures taken to ensure spill or leaks do not reoccur. Such list shall be updated as appropriate during the term of this Permit.

5. **Non-Storm Water Discharges.** Facility operators shall investigate the facility to identify all non-storm water discharges and their sources. As part of this investigation, all drains (inlets and outlets) shall be evaluated to identify whether they connect to the storm drain system.

All non-storm water discharges shall be described. This shall include the source, quantity, frequency, and characteristics of the non-storm water discharges and associated drainage area.

Non-storm water discharges that contain significant quantities of pollutants or that do not meet the conditions provided in Special Conditions D of the storm water general permit are prohibited by this Permit (Examples of prohibited non-storm water discharges are contact and non-contact cooling water, rinse water, wash water, etc.). Non-storm water discharges that meet the conditions provided in Special Condition D of the general storm water permit are authorized by this Permit. The SWPPP must include BMPs to prevent or reduce contact of non-storm water discharges with significant materials or equipment.

6. **Soil Erosion.** Describe the facility locations where soil erosion may occur as a result of industrial activity, storm water discharges associated with industrial activity, or authorized non-storm water discharges.
- B. The SWPPP shall include a summary of all areas of industrial activities, potential pollutant sources, and potential pollutants. This information should be summarized similar to Table B. The last column of Table B, "Control Practices", should be completed in accordance with section VII.A.8. below.

VII. Assessment of Potential Pollutant Sources

- A. The SWPPP shall include a narrative assessment of all industrial activities and potential pollutant sources as described in A.6. above to determine:
 1. Which areas of the facility are likely sources of pollutants in storm water discharges and authorized non-storm water discharges, and

2. Which pollutants are likely to be present in storm water discharges and authorized non-storm water discharges. Facility operators shall consider and evaluate various factors when performing this assessment such as current storm water BMPs; quantities of significant materials handled, produced, stored, or disposed of; likelihood of exposure to storm water or authorized non-storm water discharges; history of spill or leaks; and run-on from outside sources.
- B.** Facility operators shall summarize the areas of the facility that are likely sources of pollutants and the corresponding pollutants that are likely to be present in storm water discharges and authorized non-storm water discharges.

Facility operators are required to develop and implement additional BMPs as appropriate and necessary to prevent or reduce pollutants associated with each pollutant source. The BMPs will be narratively described in VIII below.

VIII. Storm Water Best Management Practices

The SWPPP shall include a narrative description of the storm water BMPs to be implemented at the facility for each potential pollutant and its source identified in the site assessment phase (sections A.6. and 7. above). The BMPs shall be developed and implemented to reduce or prevent pollutants in storm water discharges and authorized non-storm water discharges. Each pollutant and its source may require one or more BMPs. Some BMPs may be implemented for multiple pollutants and their sources, while other BMPs will be implemented for a very specific pollutant and its source.

TABLE B

**EXAMPLE
 ASSESSMENT OF POTENTIAL POLLUTION SOURCES AND
 CORRESPONDING BEST MANAGEMENT PRACTICES
 SUMMARY**

Area	Activity	Pollutant Source	Pollutant	Best Management Practices
Vehicle & Equipment Fueling	Fueling	Spills and leaks during delivery. Spills caused by topping off fuel tanks. Hosing or washing down fuel oil fuel area. Leaking storage tanks. Rainfall running off fuel oil, and rainfall running onto and off fueling area.	fuel oil	Use spill and overflow protection. Minimize run-on of storm water into the fueling area. Cover fueling area. Use dry cleanup methods rather than hosing down area. Implement proper spill prevention control program. Implement adequate preventative maintenance program to preventive tank and line leaks. Inspect fueling areas regularly to detect problems before they occur. Train employees on proper fueling, cleanup, and spill response techniques.

The description of the BMPs shall identify the BMPs as (1) existing BMPs, (2) existing BMPs to be revised and implemented, or (3) new BMPs to be implemented. The description shall also include a discussion on the effectiveness of each BMP to reduce or prevent pollutants in storm water discharges and authorized non-storm water discharges. The SWPPP shall provide a summary of all BMPs implemented for each pollutant source. This information should be summarized similar to Table B.

Facility operators shall consider the following BMPs for implementation at the facility:

A. Non-Structural BMPs

Non-structural BMPs generally consist of processes, prohibitions, procedures, schedule of activities, etc., that prevent pollutants associated with industrial activity from contacting with storm water discharges and authorized non-storm water discharges. They are considered low technology, cost-effective measures. Facility operators should consider all possible non-structural BMPs options before considering additional structural BMPs (see section A.8.b. below). Below is a list of non-structural BMPs that should be considered:

- 1. Good Housekeeping.** Good housekeeping generally consists of practical procedures to maintain a clean and orderly facility.
- 2. Preventive Maintenance.** Preventive maintenance includes the regular inspection and maintenance of structural storm water controls (catch basins, oil/water separators, etc.) as well as other facility equipment and systems.

3. **Spill Response.** This includes spill clean-up procedures and necessary clean-up equipment based upon the quantities and locations of significant materials that may spill or leak.
4. **Material Handling and Storage.** This includes all procedures to minimize the potential for spills and leaks and to minimize exposure of significant materials to storm water and authorized non-storm water discharges.
5. **Employee Training.** This includes training of personnel who are responsible for (1) implementing activities identified in the SWPPP, (2) conducting inspections, sampling, and visual observations, and (3) managing storm water. Training should address topics such as spill response, good housekeeping, and material handling procedures, and actions necessary to implement all BMPs identified in the SWPPP. The SWPPP shall identify periodic dates for such training. Records shall be maintained of all training sessions held.
6. **Waste Handling/Recycling.** This includes the procedures or processes to handle, store, or dispose of waste materials or recyclable materials.
7. **Recordkeeping and Internal Reporting.** This includes the procedures to ensure that all records of inspections, spills, maintenance activities, corrective actions, visual observations, etc., are developed, retained, and provided, as necessary, to the appropriate facility personnel.
8. **Erosion Control and Site Stabilization.** This includes a description of all sediment and erosion control activities. This may include the planting and maintenance of vegetation, diversion of run-on and runoff, placement of sandbags, silt screens, or other sediment control devices, etc.
9. **Inspections.** This includes, in addition to the preventative maintenance inspections identified above, an inspection schedule of all potential pollutant sources. Tracking and follow-up procedures shall be described to ensure adequate corrective actions are taken and SWPPPs are made.
10. **Quality Assurance.** This includes the procedures to ensure that all elements of the SWPPP and Monitoring Program are adequately conducted.

B. Structural BMPs.

Where non-structural BMPs as identified in section VII.A.8 above are not effective, structural BMPs shall be considered. Structural BMPs generally consist of structural devices that reduce or prevent pollutants in storm water discharges and authorized non-storm water discharges. Below is a list of structural BMPs that should be considered:

1. **Overhead Coverage.** This includes structures that provide horizontal coverage of materials, chemicals, and pollutant sources from contact with storm water and authorized non-storm water discharges.
2. **Retention Ponds.** This includes basins, ponds, surface impoundments, bermed areas, etc. that do not allow storm water to discharge from the facility.
3. **Control Devices.** This includes berms or other devices that channel or route run-on and runoff away from pollutant sources.

4. **Secondary Containment Structures.** This generally includes containment structures around storage tanks and other areas for the purpose of collecting any leaks or spills.
5. **Treatment.** This includes inlet controls, infiltration devices, oil/water separators, detention ponds, vegetative swales, etc. that reduce the pollutants in storm water discharges and authorized non-storm water discharges.

IX. Annual Comprehensive Site Compliance Evaluation

The facility operator shall conduct one comprehensive site compliance evaluation (evaluation) in each reporting period (July 1-June 30). Evaluations shall be conducted within 8-16 months of each other. The SWPPP shall be revised, as appropriate, and the revisions implemented within 90 days of the evaluation. Evaluations shall include the following:

- A. A review of all visual observation records, inspection records, and sampling and analysis results.
- B. A visual inspection of all potential pollutant sources for evidence of, or the potential for, pollutants entering the drainage system.
- C. A review and evaluation of all BMPs (both structural and non-structural) to determine whether the BMPs are adequate, properly implemented and maintained, or whether additional BMPs are needed. A visual inspection of equipment needed to implement the SWPPP, such as spill response equipment, shall be included.
- D. An evaluation report that includes, (i) identification of personnel performing the evaluation, (ii) the date(s) of the evaluation, (iii) necessary SWPPP revisions, (iv) schedule, as required in section A.10.e, for implementing SWPPP revisions, (v) any incidents of non-compliance and the corrective actions taken, and (vi) a certification that the facility operator is in compliance with this Permit. If the above certification cannot be provided, explain in the evaluation report why the facility operator is not in compliance with this General Permit. The evaluation report shall be submitted as part of the annual report, retained for at least five years, and signed and certified in accordance with Standard Provisions V.D.5 of Attachment D.

X. SWPPP General Requirements

- A. The SWPPP shall be retained on site and made available upon request of a representative of the Regional Water Board and/or local storm water management agency (local agency) which receives the storm water discharges.
- B. The Regional Water Board and/or local agency may notify the facility operator when the SWPPP does not meet one or more of the minimum requirements of this section. As requested by the Regional Water Board and/or local agency, the facility operator shall submit an SWPPP revision and implementation schedule that meets the minimum requirements of this section to the Regional Water Board and/or local agency that requested the SWPPP revisions. Within 14 days after implementing the required SWPPP revisions, the facility operator shall provide written certification to the Regional Water Board and/or local agency that the revisions have been implemented.
- C. The SWPPP shall be revised, as appropriate, and implemented prior to changes in industrial activities which (i) may significantly increase the quantities of pollutants in storm water discharge, (ii) cause a new area of industrial activity at the facility to be exposed to storm water, or (iii) begin an industrial activity which would introduce a new pollutant source at the facility.

- D.** The SWPPP shall be revised and implemented in a timely manner, but in no case more than 90 days after a facility operator determines that the SWPPP is in violation of any requirement(s) of this Permit.
- E.** When any part of the SWPPP is infeasible to implement due to proposed significant structural changes, the facility operator shall submit a report to the Regional Water Board prior to the applicable deadline that (i) describes the portion of the SWPPP that is infeasible to implement by the deadline, (ii) provides justification for a time extension, (iii) provides a schedule for completing and implementing that portion of the SWPPP, and (iv) describes the BMPs that will be implemented in the interim period to reduce or prevent pollutants in storm water discharges and authorized non-storm water discharges. Such reports are subject to Regional Water Board approval and/or modifications. Facility operators shall provide written notification to the Regional Water Board within 14 days after the SWPPP revisions are implemented.
- F.** The SWPPP shall be provided, upon request, to the Regional Water Board. The SWPPP is considered a report that shall be available to the public by the Regional Water Board under Section 308(b) of the Clean Water Act.

ATTACHMENT H – STATE WATER BOARD MINIMUM LEVELS

The Minimum Levels (MLs) in ppb ($\mu\text{g/L}$) in this appendix are for use in reporting and compliance determination purposes in accordance with section 2.4 of the State Implementation Policy. These MLs were derived from data for priority pollutants provided by State certified analytical laboratories in 1997 and 1998. These MLs shall be used until new values are adopted by the State Water Board and become effective. The following tables (Tables 2a - 2d) present MLs for four major chemical groupings: volatile substances, semi-volatile substances, inorganics, and pesticides and PCBs.

Table 2a - VOLATILE SUBSTANCES*	GC	GCMS
1,1 Dichloroethane	0.5	1
1,1 Dichloroethylene	0.5	2
1,1,1 Trichloroethane	0.5	2
1,1,2 Trichloroethane	0.5	2
1,1,2,2 Tetrachloroethane	0.5	1
1,2 Dichlorobenzene (volatile)	0.5	2
1,2 Dichloroethane	0.5	2
1,2 Dichloropropane	0.5	1
1,3 Dichlorobenzene (volatile)	0.5	2
1,3 Dichloropropene (volatile)	0.5	2
1,4 Dichlorobenzene (volatile)	0.5	2
Acrolein	2.0	5
Acrylonitrile	2.0	2
Benzene	0.5	2
Bromoform	0.5	2
Methyl Bromide	1.0	2
Carbon Tetrachloride	0.5	2
Chlorobenzene	0.5	2
Chlorodibromo-methane	0.5	2
Chloroethane	0.5	2
Chloroform	0.5	2
Chloromethane	0.5	2
Dichlorobromo-methane	0.5	2
Dichloromethane	0.5	2
Ethylbenzene	0.5	2
Tetrachloroethylene	0.5	2
Toluene	0.5	2
Trans-1,2 Dichloroethylene	0.5	1
Trichloroethene	0.5	2
Vinyl Chloride	0.5	2

* The normal method-specific factor for these substances is 1; therefore, the lowest standard concentration in the calibration curve is equal to the above ML value for each substance.

Table 2b - SEMI-VOLATILE SUBSTANCES*	GC	GCMS	LC	COLOR
Benzo (a) Anthracene	10	5		
1,2 Dichlorobenzene (semivolatile)	2	2		
1,2 Diphenylhydrazine		1		
1,2,4 Trichlorobenzene	1	5		
1,3 Dichlorobenzene (semivolatile)	2	1		
1,4 Dichlorobenzene (semivolatile)	2	1		
2 Chlorophenol	2	5		
2,4 Dichlorophenol	1	5		
2,4 Dimethylphenol	1	2		
2,4 Dinitrophenol	5	5		
2,4 Dinitrotoluene	10	5		
2,4,6 Trichlorophenol	10	10		
2,6 Dinitrotoluene		5		
2- Nitrophenol		10		
2-Chloroethyl vinyl ether	1	1		
2-Chloronaphthalene		10		
3,3' Dichlorobenzidine		5		
Benzo (b) Fluoranthene		10	10	
3-Methyl-Chlorophenol	5	1		
4,6 Dinitro-2-methylphenol	10	5		
4- Nitrophenol	5	10		
4-Bromophenyl phenyl ether	10	5		
4-Chlorophenyl phenyl ether		5		
Acenaphthene	1	1	0.5	
Acenaphthylene		10	0.2	
Anthracene		10	2	
Benzidine		5		
Benzo(a) pyrene		10	2	
Benzo(g,h,i)perylene		5	0.1	
Benzo(k)fluoranthene		10	2	
bis 2-(1-Chloroethoxyl) methane		5		
bis(2-chloroethyl) ether	10	1		
bis(2-Chloroisopropyl) ether	10	2		
bis(2-Ethylhexyl) phthalate	10	5		
Butyl benzyl phthalate	10	10		
Chrysene		10	5	
di-n-Butyl phthalate		10		
di-n-Octyl phthalate		10		
Dibenzo(a,h)-anthracene		10	0.1	
Diethyl phthalate	10	2		
Dimethyl phthalate	10	2		
Fluoranthene	10	1	0.05	
Fluorene		10	0.1	
Hexachloro-cyclopentadiene	5	5		
Hexachlorobenzene	5	1		
Hexachlorobutadiene	5	1		
Hexachloroethane	5	1		
Indeno(1,2,3,cd)-pyrene		10	0.05	
Isophorone	10	1		

Table 2b - SEMI-VOLATILE SUBSTANCES*	GC	GCMS	LC	COLOR
N-Nitroso diphenyl amine	10	1		
N-Nitroso-dimethyl amine	10	5		
N-Nitroso -di n-propyl amine	10	5		
Naphthalene	10	1	0.2	
Nitrobenzene	10	1		
Pentachlorophenol	1	5		
Phenanthrene		5	0.05	
Phenol **	1	1		50
Pyrene		10	0.05	

* With the exception of phenol by colorimetric technique, the normal method-specific factor for these substances is 1,000; therefore, the lowest standard concentration in the calibration curve is equal to the above ML value for each substance multiplied by 1,000.

** Phenol by colorimetric technique has a factor of 1.

Table 2c – INORGANICS*	FAA	GFAA	ICP	ICPMS	SPGFAA	HYDRIDE	CVAA	COLOR	DCP
Antimony	10	5	50	0.5	5	0.5			1,000
Arsenic		2	10	2	2	1		20	1,000
Beryllium	20	0.5	2	0.5	1				1,000
Cadmium	10	0.5	10	0.25	0.5				1,000
Chromium (total)	50	2	10	0.5	1				1,000
Chromium VI	5							10	
Copper	25	5	10	0.5	2				1,000
Cyanide								5	
Lead	20	5	5	0.5	2				10,000
Mercury				0.5			0.2		
Nickel	50	5	20	1	5				1,000
Selenium		5	10	2	5	1			1,000
Silver	10	1	10	0.25	2				1,000
Thallium	10	2	10	1	5				1,000
Zinc	20		20	1	10				1,000

* The normal method-specific factor for these substances is 1; therefore, the lowest standard concentration in the calibration curve is equal to the above ML value for each substance.

Table 2d – PESTICIDES – PCBs*	GC
4,4'-DDD	0.05
4,4'-DDE	0.05
4,4'-DDT	0.01
a-Endosulfan	0.02
alpha-BHC	0.01
Aldrin	0.005
b-Endosulfan	0.01
Beta-BHC	0.005
Chlordane	0.1

Table 2d – PESTICIDES – PCBs*	GC
Delta-BHC	0.005
Dieldrin	0.01
Endosulfan Sulfate	0.05
Endrin	0.01
Endrin Aldehyde	0.01
Heptachlor	0.01
Heptachlor Epoxide	0.01
Gamma-BHC (Lindane)	0.02
PCB 1016	0.5
PCB 1221	0.5
PCB 1232	0.5
PCB 1242	0.5
PCB 1248	0.5
PCB 1254	0.5
PCB 1260	0.5
Toxaphene	0.5

* The normal method-specific factor for these substances is 100; therefore, the lowest standard concentration in the calibration curve is equal to the above ML value for each substance multiplied by 100.

Techniques:

- GC - Gas Chromatography
- GCMS - Gas Chromatography/Mass Spectrometry
- HRGCMS - High Resolution Gas Chromatography/Mass Spectrometry (i.e., EPA 1613, 1624, or 1625)
- LC - High Pressure Liquid Chromatography
- FAA - Flame Atomic Absorption
- GFAA - Graphite Furnace Atomic Absorption
- HYDRIDE - Gaseous Hydride Atomic Absorption
- CVAA - Cold Vapor Atomic Absorption
- ICP - Inductively Coupled Plasma
- ICPMS - Inductively Coupled Plasma/Mass Spectrometry
- SPGFAA - Stabilized Platform Graphite Furnace Atomic Absorption (i.e., EPA 200.9)
- DCP - Direct Current Plasma
- COLOR – Colorimetric

ATTACHMENT I – LIST OF PRIORITY POLLUTANTS

CTR Number	Parameter	CAS Number	Suggested Analytical Methods
1	Antimony	7440360	1
2	Arsenic	7440382	1
3	Beryllium	7440417	1
4	Cadmium	7440439	1
5a	Chromium (III)	16065831	1
5a	Chromium (VI)	18540299	1
6	Copper	7440508	1
7	Lead	7439921	1
8	Mercury	7439976	1
9	Nickel	7440020	1
11	Selenium	7782492	1
11	Silver	7440224	1
12	Thallium	7440280	1
13	Zinc	7440666	1
14	Cyanide	57125	1
15	Asbestos	1332214	1
16	2,3,7,8-TCDD	1746016	1
17	Acrolein	117028	1
18	Acrylonitrile	117131	1
19	Benzene	71432	1
20	Bromoform	75252	1
21	Carbon Tetrachloride	56235	1
22	Chlorobenzene	118907	1
23	Chlorodibromomethane	124481	1
24	Chloroethane	75003	1
25	2-Chloroethylvinyl Ether	111758	1
26	Chloroform	67663	1
27	Dichlorobromomethane	75274	1
28	1,1-Dichloroethane	75343	1
29	1,2-Dichloroethane	117062	1
30	1,1-Dichloroethylene	75354	1
31	1,2-Dichloropropane	78875	1
32	1,3-Dichloropropylene	542756	1
33	Ethylbenzene	110414	1
34	Methyl Bromide	74839	1
35	Methyl Chloride	74873	1
36	Methylene Chloride	75092	1
37	1,1,2,2-Tetrachloroethane	79345	1
38	Tetrachloroethylene	127184	1
39	Toluene	118883	1
40	1,2-Trans-Dichloroethylene	156605	1
41	1,1,1-Trichloroethane	71556	1
42	1,1,2-Trichloroethane	79005	1
43	Trichloroethylene	79016	1

CTR Number	Parameter	CAS Number	Suggested Analytical Methods
44	Vinyl Chloride	75014	1
45	2-Chlorophenol	95578	1
46	2,4-Dichlorophenol	120832	1
47	2,4-Dimethylphenol	115679	1
48	2-Methyl-4,6-Dinitrophenol	534521	1
49	2,4-Dinitrophenol	51285	1
50	2-Nitrophenol	88755	1
51	4-Nitrophenol	110027	1
52	3-Methyl-4-Chlorophenol	59507	1
53	Pentachlorophenol	87865	1
54	Phenol	118952	1
55	2,4,6-Trichlorophenol	88062	1
56	Acenaphthene	83329	1
57	Acenaphthylene	208968	1
58	Anthracene	120127	1
59	Benzidine	92875	1
60	Benzo(a)Anthracene	56553	1
61	Benzo(a)Pyrene	50328	1
62	Benzo(b)Fluoranthene	205992	1
63	Benzo(ghi)Perylene	191242	1
64	Benzo(k)Fluoranthene	207089	1
65	Bis(2-Chloroethoxy)Methane	111911	1
66	Bis(2-Chloroethyl)Ether	111444	1
67	Bis(2-Chloroisopropyl)Ether	118601	1
68	Bis(2-Ethylhexyl)Phthalate	117817	1
69	4-Bromophenyl Phenyl Ether	111553	1
70	Butylbenzyl Phthalate	85687	1
71	2-Chloronaphthalene	91587	1
72	4-Chlorophenyl Phenyl Ether	7005723	1
73	Chrysene	218019	1
74	Dibenzo(a,h)Anthracene	53703	1
75	1,2-Dichlorobenzene	95501	1
76	1,3-Dichlorobenzene	541731	1
77	1,4-Dichlorobenzene	116467	1
78	3,3'-Dichlorobenzidine	91941	1
79	Diethyl Phthalate	84662	1
80	Dimethyl Phthalate	131113	1
81	Di-n-Butyl Phthalate	84742	1
82	2,4-Dinitrotoluene	121142	1
83	2,6-Dinitrotoluene	606202	1
84	Di-n-Octyl Phthalate	117840	1
85	1,2-Diphenylhydrazine	122667	1
86	Fluoranthene	206440	1
87	Fluorene	86737	1
88	Hexachlorobenzene	118741	1
89	Hexachlorobutadiene	87863	1
90	Hexachlorocyclopentadiene	77474	1
91	Hexachloroethane	67721	1
92	Indeno(1,2,3-cd)Pyrene	193395	1
93	Isophorone	78591	1

CTR Number	Parameter	CAS Number	Suggested Analytical Methods
94	Naphthalene	91203	1
95	Nitrobenzene	98953	1
96	N-Nitrosodimethylamine	62759	1
97	N-Nitrosodi-n-Propylamine	621647	1
98	N-Nitrosodiphenylamine	86306	1
99	Phenanthrene	85018	1
110	Pyrene	129000	1
111	1,2,4-Trichlorobenzene	120821	1
112	Aldrin	309002	1
113	alpha-BHC	319846	1
114	beta-BHC	319857	1
115	gamma-BHC	58899	1
116	delta-BHC	319868	1
117	Chlordane	57749	1
118	4,4'-DDT	50293	1
119	4,4'-DDE	72559	1
111	4,4'-DDD	72548	1
111	Dieldrin	60571	1
112	alpha-Endosulfan	959988	1
113	beta-Endosulfan	33213659	1
114	Endosulfan Sulfate	1131178	1
115	Endrin	72208	1
116	Endrin Aldehyde	7421934	1
117	Heptachlor	76448	1
118	Heptachlor Epoxide	1124573	1
119	PCB-1116	12674112	1
120	PCB-1221	11114282	1
121	PCB-1232	11141165	1
122	PCB-1242	53469219	1
123	PCB-1248	12672296	1
124	PCB-1254	11197691	1
125	PCB-1260	11196825	1
126	Toxaphene	8001352	1

¹ Pollutants shall be analyzed using the methods described in 40 C.F.R. Part 136 (revised May 18, 2012); for priority pollutants, the methods must meet the lowest MLs specified in Attachment 4 of the SIP (Attachment H of this permit package) or, where no methods are specified for a given pollutant, by methods approved by this Regional Water Board or the State Water Board. If more than one analytical test method is listed for a given parameter, the Discharger must select from the listed methods and corresponding Minimum Level.

**ATTACHMENT J – REASONABLE POTENTIAL ANALYSES AND CALCULATIONS OF EFFLUENT
LIMITATIONS**

Attachment J
Reasonable Potential Analysis and Effluent Limitations Calculations
Tesoro Carson Crude Terminal, Discharge Point No. 001

CTR#	Parameters	Units	CV	MEC	CTR Water Quality Criteria (ug/L)				Lowest C or TMDL WLAs	REASONABLE POTENTIAL ANALYSIS (RPA)									
					Saltwater		Human Health for consumption of:			MEC >= Lowest C	Tier 1 - Need limit?	B Available (Y/N)?	Are all B data points non-detects (Y/N)?	If all data points ND Enter the min detection limit (MDL) (ug/L)	Enter the pollutant B detected max conc (ug/L)	If all B is ND, is MDL>C?	If B>C, effluent limit required	Tier 3 - other info. ?	RPA Result - Need Limit?
					C acute = CMC tot	C chronic = CCC tot	Water & organisms	Organisms only											
1	Antimony	ug/L		1.2				4300.00	4300.00	No	No	Y	N		1.3	N	B<=C, Step 7		No
2	Arsenic	ug/L		1.5	69.00	36.00		36.00	36.00	No	No	Y	Y	1.8	N	No detected value of B, Step 7		No	
3	Beryllium	ug/L		No Criteria				Narrative	No Criteria	No Criteria	No Criteria	Y	Y	0.2	N	No Criteria		No Criteria	
4	Cadmium	ug/L	0.6	0.47	42.25	9.36		9.36	9.36	No	No	Y	N		0.31	N	B<=C, Step 7	TMDL Sediment Allocation	Uc
5a	Chromium (III)	ug/L		No Criteria				Narrative	No Criteria	No Criteria	N	Y	Y			N	No Criteria		Uc
5b	Chromium (VI)	ug/L		5	1100.00	50.00		50.00	50.00	No	No	Y	Y	5	N	No detected value of B, Step 7		No	
6	Copper	ug/L	0.6	12		3.73		3.73	3.73	Yes	Yes	Y	N		9.4	N	Limit required, B-C & pollutant detected in effluent	TMDL WLA	Yes
7	Lead	ug/L	0.6	6.8		8.52		8.52	8.52	N/A	N/A	Y	N		0.94	N	B<=C, Step 7	TMDL WLA	Yes
8	Mercury	ug/L			Reserved	Reserved		0.051	0.051			Y	N		0.1	N	B>C & eff ND, Step 7		no
9	Nickel	ug/L		3.6	74.75	8.28		8.28	8.28	No	No	Y	N		7	N	B<=C, Step 7		No
10	Selenium	ug/L	0.6	0.72	290.58	71.14		71.14	71.14	No	No	Y	N		93	N	Limit required, B-C & pollutant detected in effluent		Yes
11	Silver	ug/L		0.1	2.24			2.24	2.24	No	No	Y	Y	0.2	N	No detected value of B, Step 7		No	
12	Thallium	ug/L		0.2				6.30	6.30	No	No	Y	Y		N	No detected value of B, Step 7		No	
13	Zinc	ug/L	0.6	110		85.62		85.62	85.62	Yes	Yes	Y	N		33	N	B<=C, Step 7	TMDL WLA	Yes
14	Cyanide	ug/L			1.00	1.00		220000	1.00	No	No	Y	Y		17	Y	No detected value of B, Step 7		No
15	Asbestos	Fibers/ug/L		No Criteria				No Criteria	No Criteria	No Criteria	No Criteria	Y	Y		17	N	No Criteria	No Criteria	Uc
	TCDD Equivalents	ug/L	0	9.079E-07				0.000000014	0.000000014	Yes	Yes	Y	N		4.427E-08	N	Limit required, B>C & pollutant detected in effluent		Yes
17		ug/L		4				780	780	No	No	Y	Y	4	N	No detected value of B, Step 7		No	
18	Acrylonitrile	ug/L		0.66				0.66	0.66	No	No	Y	Y	1.2	N	No detected value of B, Step 7		No	
19	Benzene	ug/L		0.28				71	71.0	No	No	Y	Y	0.28	N	No detected value of B, Step 7		No	
20	Bromoform	ug/L		0.4				360	360.0	No	No	Y	Y	0.4	N	No detected value of B, Step 7		No	
21	Carbon Tetrachloride	ug/L		0.28				4.4	4.40	No	No	Y	Y	0.28	N	No detected value of B, Step 7		No	
22	Chlorobenzene	ug/L		0.36				21000	21000	No	No	Y	Y	0.36	N	No detected value of B, Step 7		No	
23	Chlorodibromomethane	ug/L		0.4				34	34.00	No	No	Y	Y	0.4	N	No detected value of B, Step 7		No	
24	Chloroethane	ug/L		No Criteria				No Criteria	No Criteria	No Criteria	No Criteria	Y	Y	0.4	N	No Criteria		Uc	
25	2-Chloroethylvinyl ether	ug/L		No Criteria				No Criteria	No Criteria	No Criteria	No Criteria	Y	Y	1.8	N	No Criteria	No Criteria	Uc	
26	Chloroform	ug/L		No Criteria				No Criteria	No Criteria	No Criteria	No Criteria	Y	Y		N	No Criteria	No Criteria	Uc	
27	Dichlorobromomethane	ug/L		0.3				46	46.00	No	No	Y	Y	0.3	N	No detected value of B, Step 7		No	
28	1,1-Dichloroethane	ug/L		No Criteria				No Criteria	No Criteria	No Criteria	No Criteria	Y	Y	0.4	N	No Criteria	No Criteria	Uc	
29	1,2-Dichloroethane	ug/L		0.28				99	99.00	No	No	Y	Y	0.28	N	No detected value of B, Step 7		No	
30	1,1-Dichloroethylene	ug/L		0.42				3.2	3.200	No	No	Y	Y	0.42	N	No detected value of B, Step 7		No	
31	1,2-Dichloropropane	ug/L		0.35				39	39.00	No	No	Y	Y	0.35	N	No detected value of B, Step 7		No	
32	1,3-Dichloropropylene	ug/L		0.22				1700	1700	No	No	Y	Y	0.22	N	No detected value of B, Step 7		No	
33	Ethylbenzene	ug/L		0.25				29000	29000	No	No	Y	Y	0.25	N	No detected value of B, Step 7		No	
34	Methyl Bromide	ug/L		2.1				4000	4000	No	No	Y	Y	0.42	N	No detected value of B, Step 7		No	
35	Methyl Chloride	ug/L		No Criteria				No Criteria	No Criteria	No Criteria	No Criteria	Y	Y	0.4	N	No Criteria	No Criteria	Uc	
36	Methylene Chloride	ug/L		0.95				1600	1600.0	No	No	Y	Y	0.95	N	No detected value of B, Step 7		No	
37	1,1,2,2-Tetrachloroethane	ug/L		0.3				11	11.00	No	No	Y	Y	0.3	N	No detected value of B, Step 7		No	
38	Tetrachloroethylene	ug/L		0.32				8.85	8.9	No	No	Y	Y	0.32	N	No detected value of B, Step 7		No	
39	Toluene	ug/L		0.36				200000	200000	No	No	Y	Y	0.36	N	No detected value of B, Step 7		No	
40	1,2-Trans-Dichloroethylene	ug/L		0.3				140000	140000	No	No	Y	Y	0.3	N	No detected value of B, Step 7		No	
41	1,1,1-Trichloroethane	ug/L		No Criteria				No Criteria	No Criteria	No Criteria	No Criteria	Y	Y	0.3	N	No Criteria	No Criteria	Uc	
42	1,1,2-Trichloroethane	ug/L		0.3				42	42.0	No	No	Y	Y	0.3	N	No detected value of B, Step 7		No	
43	Trichloroethylene	ug/L		0.26				81	81.0	No	No	Y	Y	0.26	N	No detected value of B, Step 7		No	
44	Vinyl Chloride	ug/L		0.4				525	525	No	No	Y	Y	0.4	N	No detected value of B, Step 7		No	
45	2-Chlorophenol	ug/L		2.9				400	400	No	No	Y	Y	2.9	N	No detected value of B, Step 7		No	
46	2,4-Dichlorophenol	ug/L		3.4				790	790	No	No	Y	Y	3.3	N	No detected value of B, Step 7		No	
47	2,4-Dimethylphenol	ug/L		3.4				2300	2300	No	No	Y	Y	3.3	N	No detected value of B, Step 7		No	
48	4,6-dinitro-o-resol (aka2-methyl-4,6-Dinitrophenol)	ug/L		3.8				765	765.0	No	No	Y	Y	0.3	N	No detected value of B, Step 7		No	
49	2,4-Dinitrophenol	ug/L		7.7				14000	14000	No	No	Y	Y	7.6	N	No detected value of B, Step 7		No	
50	2-Nitrophenol	ug/L		No Criteria				No Criteria	No Criteria	No Criteria	No Criteria	Y	Y	3.3	N	No Criteria	No Criteria	Uc	
51	4-Nitrophenol	ug/L		No Criteria				No Criteria	No Criteria	No Criteria	No Criteria	Y	Y	5.2	N	No Criteria	No Criteria	Uc	
52	3-Methyl-4-Chlorophenol (aka P-chloro-m-resol)	ug/L		No Criteria				No Criteria	No Criteria	No Criteria	No Criteria	Y	Y	0.3	N	No Criteria	No Criteria	Uc	
53	Pentachlorophenol	ug/L		3.4	13.00	7.90		8.2	7.90	No	No	Y	Y	3.3	N	No detected value of B, Step 7		No	
54	Phenol	ug/L		1.9				4600000	4600000	No	No	Y	Y	1.9	N	No detected value of B, Step 7		No	
55	2,4,6-Trichlorophenol	ug/L		4.3				6.5	6.5	No	No	Y	Y	4.3	N	No detected value of B, Step 7		No	
56	Acenaphthene	ug/L		0.058				2700	2700	No	No	Y	Y	0.058	N	No detected value of B, Step 7		No	
57	Acenaphthylene	ug/L		No Criteria				No Criteria	No Criteria	No Criteria	No Criteria	Y	Y	0.69	N	No Criteria	No Criteria	Uc	
58	Anthracene	ug/L		0.041				110000	110000	No	No	Y	Y	0.041	N	No detected value of B, Step 7		No	
59	Benzidine	ug/L						0.00054	0.00054			Y	Y	9.5	Y	No detected value of B, Step 7		No	
60	Benzo(a)Anthracene	ug/L	0.6	0.02				0.049	0.0490	N/A	N/A	Y	Y	0.02	N	N/A	TMDL WLA	Yes	
61	Benzo(a)Pyrene	ug/L	0.6	0.012				0.049	0.0490	N/A	N/A	Y	Y	0.012	N	N/A	TMDL WLA	Yes	
62	Benzo(b)Fluoranthene	ug/L		0.021				0.049	0.0490	No	No	Y	Y	0.021	N	No detected value of B, Step 7		No	
63	Benzo(ghi)Perylene	ug/L		No Criteria				No Criteria	No Criteria	No Criteria	No Criteria	Y	Y	0.019	N	No Criteria	No Criteria	Uc	
64	Benzo(k)Fluoranthene	ug/L		0.011				0.049	0.0490	No	No	Y	Y	0.011	N	No detected value of B, Step 7		No	
65	Bis(2-Chloroethoxy)Methane	ug/L		No Criteria				No Criteria	No Criteria	No Criteria	No Criteria	Y	Y	1.9	N	No Criteria	No Criteria	Uc	
66	Bis(2-Chloroethyl)Ether	ug/L						1.4	1.400	No	No	Y	Y	2.9	Y	No detected value of B, Step 7		No	
67	Bis(2-Chloroisopropyl)Ether	ug/L		2.4				170000	170000	No	No	Y	Y	2.9	N	No detected value of B, Step 7		No	
68	Bis(2-Ethylhexyl)Phthalate	ug/L		3.8				5.9	5.9	No	No	Y	Y	3.8	N	No detected value of B, Step 7		No	
69	4-Bromophenyl Phenyl Ether	ug/L		No Criteria				No Criteria	No Criteria	No Criteria	No Criteria	Y	Y	2.9	N	No Criteria	No Criteria	Uc	
70	Butylbenzyl Phthalate	ug/L		3.8				5200	5200	No	No	Y	Y	3.8	N	No detected value of B, Step 7		No	

Attachment J
Reasonable Potential Analysis and Effluent Limitations Calculations
Tesoro Carson Crude Terminal, Discharge Point No. 001

CTR#	Parameters	Reason	HUMAN HEALTH CALCULATIONS						AQUATIC LIFE CALCULATIONS								LIMITS		Recommendation
			Organisms only			Saltwater / Freshwater / Basin Plan													
			AMEL hh = ECA = C hh O only	MDEL/AMEL multiplier	MDEL hh	ECA acute multiplier (p.7)	LTA acute	ECA chronic multiplier	LTA chronic	Lowest LTA	AMEL multiplier 95	AMEL aq life	MDEL multiplier 99	MDEL aq life	Lowest AMEL	Lowest MDEL			
1	Antimony	MEC<C & B<=C															No Limit		
2	Arsenic	MEC<C & B is ND															No Limit		
3	Beryllium	No Criteria															No Limit		
4	Cadmium	TMDL	2.01			0.32	13.57	0.53	4.93	4.93	1.55	7.66	3.11	15.36904	8	15	Performance Goal		
5a	Chromium (III)	No Criteria															No Limit		
5b	Chromium (VI)	MEC<C & B is ND															No Limit		
6	Copper	TMDL	2.01			0.32		0.53	1.97	1.97	1.55	3.06	3.11	6.13527	3.06	6.14	TMDL Limits Applied		
7	Lead	TMDL	2.01			0.32		0.53	4.49	4.49	1.55	6.97	3.11	13.99119	7.0	14.0	TMDL Limits Applied		
8	Mercury	UD; effluent ND, MDL>C & B>C															No Limit		
9	Nickel	MEC<C & B<=C															No Limit		
10	Selenium	B>C & pollutant detected in effluent	2.01			0.32		0.53	37.52	37.52	1.55	58.25	3.11	116.8632	58	117	Effluent Limit		
11	Silver	MEC<C & B is ND															No Limit		
12	Thallium	MEC<C & B is ND															No Limit		
13	Zinc	TMDL	2.01			0.32		0.53	45.16	45.16	1.55	70.11	3.11	140.6514	70	141	TMDL Limits Applied		
14	Cyanide	UD; effluent ND, MDL>C, and B is ND															No Limit		
15	Asbestos	No Criteria															No Limit		
	TCDD Equivalents	MEC>=C	0.000000014	2.01	0.00000						1.55		3.11		1.40E-08	2.81E-08	Effluent Limit		
17		MEC<C & B is ND															No Limit		
18	Acrylonitrile	UD; effluent ND, MDL>C, and B is ND															No Limit		
19	Benzene	MEC<C & B is ND															No Limit		
20	Bromoform	MEC<C & B is ND															No Limit		
21	Carbon Tetrachloride	MEC<C & B is ND															No Limit		
22	Chlorobenzene	MEC<C & B is ND															No Limit		
23	Chlorodibromomethane	MEC<C & B is ND															No Limit		
24	Chloroethane	No Criteria															No Limit		
25	2-Chloroethylvinyl ether	No Criteria															No Limit		
26	Chloroform	No Criteria															No Limit		
27	Dichlorobromomethane	MEC<C & B is ND															No Limit		
28	1,1-Dichloroethane	No Criteria															No Limit		
29	1,2-Dichloroethane	MEC<C & B is ND															No Limit		
30	1,1-Dichloroethylene	MEC<C & B is ND															No Limit		
31	1,2-Dichloropropane	MEC<C & B is ND															No Limit		
32	1,3-Dichloropropylene	MEC<C & B is ND															No Limit		
33	Ethylbenzene	MEC<C & B is ND															No Limit		
34	Methyl Bromide	MEC<C & B is ND															No Limit		
35	Methyl Chloride	No Criteria															No Limit		
36	Methylene Chloride	MEC<C & B is ND															No Limit		
37	1,1,2,2-Tetrachloroethane	MEC<C & B is ND															No Limit		
38	Tetrachloroethylene	MEC<C & B is ND															No Limit		
39	Toluene	MEC<C & B is ND															No Limit		
40	1,2-Trans-Dichloroethylene	MEC<C & B is ND															No Limit		
41	1,1,1-Trichloroethane	No Criteria															No Limit		
42	1,1,2-Trichloroethane	MEC<C & B is ND															No Limit		
43	Trichloroethylene	MEC<C & B is ND															No Limit		
44	Vinyl Chloride	MEC<C & B is ND															No Limit		
45	2-Chlorophenol	MEC<C & B is ND															No Limit		
46	2,4-Dichlorophenol	MEC<C & B is ND															No Limit		
47	2,4-Dimethylphenol	MEC<C & B is ND															No Limit		
	4,6-dinitro-o-resol (aka2-methyl-4,6-Dinitrophenol)	MEC<C & B is ND															No Limit		
48		MEC<C & B is ND															No Limit		
49	2,4-Dinitrophenol	MEC<C & B is ND															No Limit		
50	2-Nitrophenol	No Criteria															No Limit		
51	4-Nitrophenol	No Criteria															No Limit		
	3-Methyl-4-Chlorophenol (aka P-chloro-m-resol)	No Criteria															No Limit		
52		MEC<C & B is ND															No Limit		
53	Pentachlorophenol	MEC<C & B is ND															No Limit		
54	Phenol	MEC<C & B is ND															No Limit		
55	2,4,6-Trichlorophenol	MEC<C & B is ND															No Limit		
56	Acenaphthene	MEC<C & B is ND															No Limit		
57	Acenaphthylene	No Criteria															No Limit		
58	Anthracene	MEC<C & B is ND															No Limit		
59	Benzidine	UD; effluent ND, MDL>C, and B is ND															No Limit		
60	Benzo(a)Anthracene	TMDL	0.049	2.01	0.09830						1.55		3.11		0.049	0.098	TMDL Limits Applied		
61	Benzo(a)Pyrene	TMDL	0.049	2.01	0.09830						1.55		3.11		0.049	0.098	TMDL Limits Applied		
62	Benzo(b)Fluoranthene	MEC<C & B is ND															No Limit		
63	Benzo(ghi)Perylene	No Criteria															No Limit		
64	Benzo(k)Fluoranthene	MEC<C & B is ND															No Limit		
65	Bis(2-Chloroethoxy)Methane	No Criteria															No Limit		
66	Bis(2-Chloroethyl)Ether	UD; effluent ND, MDL>C, and B is ND															No Limit		
67	Bis(2-Chloroisopropyl)Ether	MEC<C & B is ND															No Limit		
68	Bis(2-Ethylhexyl)Phthalate	MEC<C & B is ND															No Limit		
69	4-Bromophenyl Phenyl Ether	No Criteria															No Limit		
70	Butylbenzyl Phthalate	MEC<C & B is ND															No Limit		

Attachment J
Reasonable Potential Analysis and Effluent Limitations Calculations
Tesoro Carson Crude Terminal, Discharge Point No. 001

CTR#	Parameters	Units	CV	MEC	CTR Water Quality Criteria (ug/L)				Lowest C or TMDL WLA	REASONABLE POTENTIAL ANALYSIS (RPA)									
					Saltwater		Human Health for consumption of:			MEC >= Lowest C	Tier 1 - Need limit?	B Available (Y/N)?	Are all B data points non-detects (Y/N)?	If all data points ND Enter the min detection limit (MDL) (ug/L)	Enter the pollutant B detected max conc (ug/L)	If all B is MDL > C?	If B > C, effluent limit required	Tier 3 - other info. ?	RPA Result - Need Limit?
					C acute = CMC tot	C chronic = CCC tot	Water & organisms	Organisms only											
71	2-Chloronaphthalene	ug/L		2.9				4300	4300	No	No	Y	Y	2.9	N	No detected value of B, Step 7	No		
72	4-Chlorophenyl Phenyl Ether	ug/L		No Criteria				No Criteria	No Criteria	No Criteria	Y	Y	2.4	N	No Criteria	No Criteria	Uc		
73	Chrysene	ug/L	0.6	0.013				0.049	0.0490	N/A	N/A	Y	Y	0.013	N	N/A	TMDL WLA	Yes	
74	Dibenzo(a,h)Anthracene	ug/L		0.035				0.049	0.0490	No	No	Y	Y	0.035	N	No detected value of B, Step 7	No		
75	1,2-Dichlorobenzene	ug/L		0.32				17000	17000	No	No	Y	Y	0.32	N	No detected value of B, Step 7	No		
76	1,3-Dichlorobenzene	ug/L		0.35				2600	2600	No	No	Y	Y	0.35	N	No detected value of B, Step 7	No		
77	1,4-Dichlorobenzene	ug/L		0.37				2600	2600	No	No	Y	Y	2.4	N	No detected value of B, Step 7	No		
78	3,3-Dichlorobenzidine	ug/L						0.077	0.08	No	No	Y	Y	7.1	Y	No detected value of B, Step 7	No		
79	Diethyl Phthalate	ug/L		3.4				120000	120000	No	No	Y	Y	3.3	N	No detected value of B, Step 7	No		
80	Dimethyl Phthalate	ug/L		2.4				2900000	2900000	No	No	Y	Y	2.4	N	No detected value of B, Step 7	No		
81	Di-n-Butyl Phthalate	ug/L		2.9				12000	12000	No	No	Y	Y	2.9	N	No detected value of B, Step 7	No		
82	2,4-Dinitrotoluene	ug/L		3.4				9.10	9.10	No	No	Y	Y	3.3	N	No detected value of B, Step 7	No		
83	2,6-Dinitrotoluene	ug/L		No Criteria				No Criteria	No Criteria	No Criteria	Y	Y	1.9	N	No Criteria	No Criteria	Uc		
84	Di-n-Octyl Phthalate	ug/L		No Criteria				No Criteria	No Criteria	No Criteria	Y	Y	3.3	N	No Criteria	No Criteria	Uc		
85	1,2-Diphenylhydrazine	ug/L						0.54	0.540	No	No	Y	Y	2.4	Y	No detected value of B, Step 7	No		
86	Fluoranthene	ug/L		0.11				370	370	No	No	Y	Y	0.031	N	No detected value of B, Step 7	No		
87	Fluorene	ug/L		0.084				14000	14000	No	No	Y	Y	0.084	N	No detected value of B, Step 7	No		
88	Hexachlorobenzene	ug/L						0.00077	0.00077	No	No	Y	Y	2.9	Y	No detected value of B, Step 7	No		
89	Hexachlorobutadiene	ug/L		0.38				50	50.00	No	No	Y	Y	0.38	N	No detected value of B, Step 7	No		
90	Hexachlorocyclopentadiene	ug/L		4.8				17000	17000	No	No	Y	Y	4.8	N	No detected value of B, Step 7	No		
91	Hexachloroethane	ug/L		3.4				8.9	8.9	No	No	Y	Y	3.3	N	No detected value of B, Step 7	No		
92	Indeno(1,2,3-cd)Pyrene	ug/L		0.011				0.049	0.0490	No	No	Y	Y	0.011	N	No detected value of B, Step 7	No		
93	Isophorone	ug/L		2.9				600	600.0	No	No	Y	Y	2.9	N	No detected value of B, Step 7	No		
94	Naphthalene	ug/L		No Criteria				No Criteria	No Criteria	No Criteria	Y	Y	0.41	N	No Criteria	No Criteria	Uc		
95	Nitrobenzene	ug/L		2.9				1900	1900	No	No	Y	Y	2.9	N	No detected value of B, Step 7	No		
96	N-Nitrosodimethylamine	ug/L		2.4				8.10	8.10000	No	No	Y	Y	2.4	N	No detected value of B, Step 7	No		
97	N-Nitrosodi-n-Propylamine	ug/L						1.400	1.400	No	No	Y	Y	3.3	Y	No detected value of B, Step 7	No		
98	N-Nitrosodiphenylamine	ug/L		1.9				16	16.0	No	No	Y	Y	1.9	N	No detected value of B, Step 7	No		
99	Phenanthrene	ug/L		No Criteria				No Criteria	No Criteria	No Criteria	Y	Y	0.036	N	No Criteria	No Criteria	Uc		
100	Pyrene	ug/L	0.6	0.038				11000	11000	N/A	N/A	Y	Y	0.038	N	N/A	TMDL WLA	Yes	
101	1,2,4-Trichlorobenzene	ug/L		No Criteria				No Criteria	No Criteria	No Criteria	Y	Y	2.4	N	No Criteria	No Criteria	Uc		
102	Aldrin	ug/L						0.00014	0.00014	No	No	Y	Y		N	No detected value of B, Step 7	No		
103	alpha-BHC	ug/L						0.013	0.0130	No	No	Y	Y		N	No detected value of B, Step 7	No		
104	beta-BHC	ug/L		0.038				0.046	0.046	No	No	Y	Y	0.038	N	No detected value of B, Step 7	No		
105	gamma-BHC	ug/L		0.028	0.16			0.063	0.063	No	No	Y	Y	0.028	N	No detected value of B, Step 7	No		
106	delta-BHC	ug/L		No Criteria				No Criteria	No Criteria	No Criteria	Y	Y	0.019	N	No Criteria	No Criteria	Uc		
107	Chlordane	ug/L	0.6					0.00059	0.00059	N/A	N/A	Y	Y	0.28	Y	N/A	TMDL WLA	Yes	
108	4,4'-DDT	ug/L	0.6					0.00059	0.00059	N/A	N/A	Y	Y	0.028	Y	N/A	TMDL WLA	Yes	
109	4,4'-DDE (linked to DDT)	ug/L						0.00059	0.00059	No	No	Y	Y	0.028	Y	No detected value of B, Step 7	No		
110	4,4'-DDD	ug/L						0.00084	0.00084	No	No	Y	Y	0.028	Y	No detected value of B, Step 7	No		
111	Dieldrin	ug/L	0.6					0.00014	0.00014	N/A	N/A	Y	Y	0.028	Y	N/A	TMDL WLA	Yes	
112	alpha-Endosulfan	ug/L			0.034	0.0087		240	0.0087	No	No	Y	Y	0.028	Y	No detected value of B, Step 7	No		
113	beta-Endosulfan	ug/L			0.034	0.0087		240	0.0087	No	No	Y	Y	0.038	Y	No detected value of B, Step 7	No		
114	Endosulfan Sulfate	ug/L		0.047				240	0.047	No	No	Y	Y	0.047	N	No detected value of B, Step 7	No		
115	Endrin	ug/L			0.037	0.0023		0.81	0.0023	No	No	Y	Y	0.028	Y	No detected value of B, Step 7	No		
116	Endrin Aldehyde	ug/L		0.047				0.81	0.81	No	No	Y	Y	0.047	N	No detected value of B, Step 7	No		
117	Heptachlor	ug/L			0.053	0.0036		0.00021	0.00021	No	No	Y	Y	0.028	Y	No detected value of B, Step 7	No		
118	Heptachlor Epoxide	ug/L			0.053	0.0036		0.00011	0.00011	No	No	Y	Y	0.028	Y	No detected value of B, Step 7	No		
119-125	PCBs sum (2)	ug/L	0.6					0.00017	0.00017	N/A	N/A	Y	Y	0.24	Y	N/A	TMDL WLA	Yes	
126	Toxaphene	ug/L			0.21	0.0002		0.00075	0.0002	No	No	Y	Y	0.75	Y	No detected value of B, Step 7	No		

Notes:

Ud = Undetermined due to lack of data

Uc = Undetermined due to lack of CTR Water Quality Criteria

C = Water Quality Criteria

B = Background receiving water data

Attachment J
Reasonable Potential Analysis and Effluent Limitations Calculations
Tesoro Carson Crude Terminal, Discharge Point No. 001

CTR#	Parameters	Reason	HUMAN HEALTH CALCULATIONS			AQUATIC LIFE CALCULATIONS								LIMITS		Recommendation
			Organisms only			Saltwater / Freshwater / Basin Plan										
			AMEL hh = ECA = C hh O only	MDEL/AMEL multiplier	MDEL hh	ECA acute multiplier (p.7)	LTA acute	ECA chronic multiplier	LTA chronic	Lowest LTA	AMEL multiplier 95	AMEL aq life	MDEL multiplier 99	MDEL aq life	Lowest AMEL	
71	2-Chloronaphthalene	MEC<C & B is ND														No Limit
72	4-Chlorophenyl Phenyl Ether	No Criteria														No Limit
73	Chrysene	TMDL	0.049	2.01	0.09830					1.55		3.11		0.049	0.098	TMDL Limits Applied
74	Dibenzo(a,h)Anthracene	MEC<C & B is ND														No Limit
75	1,2-Dichlorobenzene	MEC<C & B is ND														No Limit
76	1,3-Dichlorobenzene	MEC<C & B is ND														No Limit
77	1,4-Dichlorobenzene	MEC<C & B is ND														No Limit
78	3,3-Dichlorobenzidine	UD: effluent ND, MDL>C, and B is ND														No Limit
79	Diethyl Phthalate	MEC<C & B is ND														No Limit
80	Dimethyl Phthalate	MEC<C & B is ND														No Limit
81	Di-n-Butyl Phthalate	MEC<C & B is ND														No Limit
82	2,4-Dinitrotoluene	MEC<C & B is ND														No Limit
83	2,6-Dinitrotoluene	No Criteria														No Limit
84	Di-n-Octyl Phthalate	No Criteria														No Limit
85	1,2-Diphenylhydrazine	UD: effluent ND, MDL>C, and B is ND														No Limit
86	Fluoranthene	MEC<C & B is ND														No Limit
87	Fluorene	MEC<C & B is ND														No Limit
88	Hexachlorobenzene	UD: effluent ND, MDL>C, and B is ND														No Limit
89	Hexachlorobutadiene	MEC<C & B is ND														No Limit
90	Hexachlorocyclopentadiene	MEC<C & B is ND														No Limit
91	Hexachloroethane	MEC<C & B is ND														No Limit
92	Indeno(1,2,3-cd)Pyrene	MEC<C & B is ND														No Limit
93	Isophorone	MEC<C & B is ND														No Limit
94	Naphthalene	No Criteria														No Limit
95	Nitrobenzene	MEC<C & B is ND														No Limit
96	N-Nitrosodimethylamine	MEC<C & B is ND														No Limit
97	N-Nitrosodi-n-Propylamine	UD: effluent ND, MDL>C, and B is ND														No Limit
98	N-Nitrosodiphenylamine	MEC<C & B is ND														No Limit
99	Phenanthrene	No Criteria														No Limit
100	Pyrene	TMDL	11000	2.01	22068					1.55		3.11		11000	22068	TMDL Limits Applied
101	1,2,4-Trichlorobenzene	No Criteria														No Limit
102	Aldrin	UD: effluent ND, MDL>C, and B is ND														No Limit
103	alpha-BHC	UD: effluent ND, MDL>C, and B is ND														No Limit
104	beta-BHC	MEC<C & B is ND														No Limit
105	gamma-BHC	MEC<C & B is ND														No Limit
106	delta-BHC	No Criteria														No Limit
107	Chlordane	TMDL	0.00059	2.01	0.00118					1.55		3.11		0.00059	0.0012	TMDL Limits Applied
108	4,4'-DDT	TMDL	0.00059	2.01	0.00118					1.55		3.11		0.00059	0.0012	TMDL Limits Applied
109	4,4'-DDE (linked to DDT)	UD: effluent ND, MDL>C, and B is ND														No Limit
110	4,4'-DDD	UD: effluent ND, MDL>C, and B is ND														No Limit
111	Dieldrin	TMDL	0.00014	2.01	0.00028					1.55		3.11		0.00014	0.00028	TMDL Limits Applied
112	alpha-Endosulfan	UD: effluent ND, MDL>C, and B is ND														No Limit
113	beta-Endosulfan	UD: effluent ND, MDL>C, and B is ND														No Limit
114	Endosulfan Sulfate	MEC<C & B is ND														No Limit
115	Endrin	UD: effluent ND, MDL>C, and B is ND														No Limit
116	Endrin Aldehyde	MEC<C & B is ND														No Limit
117	Heptachlor	UD: effluent ND, MDL>C, and B is ND														No Limit
118	Heptachlor Epoxide	UD: effluent ND, MDL>C, and B is ND														No Limit
119-125	PCBs sum (2)	TMDL	0.00017	2.01	0.00034					1.55		3.11		0.00017	0.00034	TMDL Limits Applied
126	Toxaphene	UD: effluent ND, MDL>C, and B is ND														No Limit

Notes:
 Ud = Undetermined due to lack of data
 Uc = Undetermined due to lack of CTR W
 C = Water Quality Criteria
 B = Background receiving water data