

San Francisco Bay Regional Water Quality Control Board

ORDER No. R2-2020-0020
NPDES No. CA0110116

The following discharger is subject to waste discharge requirements (WDRs) set forth in this Order:

Table 1. Discharger Information

Discharger	U.S. Department of Navy
Facility Name	Treasure Island Wastewater Treatment Plant and its collection system
Facility Address	1220 Avenue M San Francisco, CA 94130 San Francisco County
CIWQS Place Number	266328

Table 2. Discharge Locations

Discharge Point	Effluent Description	Discharge Point Latitude	Discharge Point Longitude	Receiving Water
001	Secondary-Treated Wastewater	37.8328°	-122.3694°	Central San Francisco Bay
002 (planned)	Tertiary-Treated Wastewater	37.8283°	-122.3666°	Central San Francisco Bay

Table 3. Administrative Information

This Order was adopted on:	June 10, 2020
This Order shall become effective on:	August 1, 2020
This Order shall expire on:	July 31, 2025
CIWQS Regulatory Measure Number	438627
The Discharger shall file a Report of Waste Discharge for updated WDRs in accordance with California Code of Regulations, title 23, and as an application for reissuance of a National Pollutant Discharge Elimination System (NPDES) permit no later than:	November 1, 2024
The U.S. Environmental Protection Agency (U.S. EPA) and the California Regional Water Quality Control Board, San Francisco Bay Region, have classified this discharge as follows:	Major

I do hereby certify that this Order with all attachments is a full, true, and correct copy of the Order adopted by the California Regional Water Quality Control Board, San Francisco Bay Region, on the date indicated above.

Michael Montgomery, Executive Officer

Contents

I.	Facility Information	4
II.	Findings.....	4
III.	Discharge Prohibitions.....	5
IV.	Effluent Limitations and Discharge Specifications	5
V.	Receiving Water Limitations	8
VI.	Provisions.....	9
	A. Standard Provisions.....	9
	B. Monitoring and Reporting.....	9
	C. Special Provisions	9
	1. Reopener Provisions.....	9
	2. Effluent Characterization Study and Report	10
	3. Pollutant Minimization Program.....	11
	4. Special Provisions for Publicly-Owned Treatment Works (POTWs).....	13
	5. Other Special Provisions	14

Tables

Table 1.	Discharger Information.....	1
Table 2.	Discharge Locations	1
Table 3.	Administrative Information	1
Table 4.	Effluent Limitations.....	5
Table 5.	Copper Action Plan.....	14
Table 6.	Cyanide Action Plan	15

Attachments

Attachment A – Definitions	A-1
Attachment B – Facility Map.....	B-1
Attachment C – Process Flow Diagram.....	C-1
Attachment D – Federal Standard Provisions.....	D-1
Attachment E – Monitoring and Reporting Program (MRP).....	E-1
Attachment F – Fact Sheet.....	F-1
Attachment G – Regional Standard Provisions and Monitoring and Reporting Requirements .	G-1

I. FACILITY INFORMATION

The Discharger owns the Treasure Island Wastewater Treatment Plant. As part of Treasure Island redevelopment, a new wastewater treatment plant, the Treasure Island Water Resource Recovery Facility, is planned. Information describing the existing Treasure Island Wastewater Treatment Plant and its wastewater collection system (collectively, Facility), and the planned Treasure Island Water Resource Recovery Facility and its collection system (collectively, Planned Facility), is summarized in Table 1 and Fact Sheet (Attachment F) sections I and II.

II. FINDINGS

The California Regional Water Quality Control Board, San Francisco Bay Region (Regional Water Board), finds:

- A. Legal Authorities.** This Order serves as WDRs pursuant to California Water Code article 4, chapter 4, division 7 (commencing with § 13260). This Order is also issued pursuant to federal Clean Water Act (CWA) section 402 and implementing regulations adopted by U.S. EPA and Water Code chapter 5.5, division 7 (commencing with § 13370). It shall serve as a National Pollutant Discharge Elimination System (NPDES) permit authorizing the Discharger to discharge into waters of the United States as listed in Table 2 subject to the WDRs in this Order.
- B. Background and Rationale for Requirements.** The Regional Water Board developed the requirements in this Order based on information the Discharger submitted as part of its application, information obtained through monitoring and reporting programs, and other available information. The Fact Sheet contains background information and rationale for the requirements in this Order and is hereby incorporated into and constitutes findings for this Order. Attachments A through E, and G are also incorporated into this Order.
- C. Notification of Interested Parties.** The Regional Water Board notified the Discharger and interested agencies and persons of its intent to prescribe these WDRs and provided an opportunity to submit written comments and recommendations. The Fact Sheet provides details regarding the notification.
- D. Consideration of Public Comment.** The Regional Water Board, in a public meeting, heard and considered all comments pertaining to the discharge. The Fact Sheet provides details regarding the public hearing.

THEREFORE, IT IS HEREBY ORDERED that Order No. R2-2015-0004 (previous order) is rescinded upon the effective date of this Order, except for enforcement purposes, and, in order to meet the provisions of Water Code division 7 (commencing with § 13000) and regulations adopted thereunder and the provisions of the CWA and regulations and guidelines adopted thereunder, the Discharger shall comply with the requirements in this Order. This action in no way prevents the Regional Water Board from taking enforcement action for past violations of the previous order.

III. DISCHARGE PROHIBITIONS

- A. Discharge of treated wastewater at a location or in a manner different from that described in this Order is prohibited.
- B. Discharge of treated wastewater from Discharge Point No. 001 is prohibited when treated wastewater does not receive an initial dilution of at least 103:1, as modeled. Compliance shall be achieved by proper operation and maintenance of the discharge outfall to ensure that it (or its replacement, in whole or in part) is in good working order, and is consistent with, or can achieve better mixing than, that described in Fact Sheet section IV.C.4.b. The Discharger shall address measures taken to ensure this in its application for permit reissuance if it seeks to continue discharge from Discharge Point No. 001.
- C. Bypass of untreated or partially-treated wastewater to waters of the United States is prohibited, except as provided for in Attachment D section I.G of this Order.
- D. Average dry weather influent flow to the Treasure Island Wastewater Treatment Plant in excess of 2.0 million gallons per day (MGD) is prohibited. If Provision VI.C.5.c is satisfied and the Planned Facility becomes operational, average dry weather influent flow to the Treasure Island Water Resource Recovery Facility in excess of 1.3 MGD is prohibited. Average dry weather influent flow shall be determined from the three driest consecutive weather months each year, with compliance measured at Monitoring Locations INF-001 and INF-002 as described in the Monitoring and Reporting Program (MRP) (Attachment E).
- E. Any sanitary sewer overflow that results in a discharge of untreated or partially-treated wastewater to waters of the United States is prohibited.

IV. EFFLUENT LIMITATIONS AND DISCHARGE SPECIFICATIONS

- A. **Effluent Limitations.** The Discharger shall comply with the following effluent limitations at Discharge Point Nos. 001 and 002, with compliance measured separately at Monitoring Location EFF-001 or EFF-002-D, as described in the MRP:

Table 4. Effluent Limitations

Parameter	Units	Average Monthly	Average Weekly	Maximum Daily	Instantaneous Minimum	Instantaneous Maximum
Facility – Discharge Point No. 001						
Biochemical Oxygen Demand, 5-day @ 20°C (BOD ₅)	mg/L	30	45	—	—	—
Total Suspended Solids (TSS)	mg/L	30	45	—	—	—
Oil and Grease	mg/L	10	—	20	—	—
pH ^[1]	s.u.	—	—	—	6.0	9.0
Chlorine, Total Residual	mg/L	—	—	—	—	0.0
Ammonia, Total	mg/L as N	130	—	330	—	—
Bis(2-Ethylhexyl) Phthalate	µg/L	53	—	110	—	—
Chlorodibromomethane	µg/L	340	—	550	—	—
Copper, Total Recoverable	µg/L	33	—	46	—	—

Parameter	Units	Average Monthly	Average Weekly	Maximum Daily	Instantaneous Minimum	Instantaneous Maximum
Cyanide, Total	µg/L	15	—	44	—	—
Dioxin-TEQ	µg/L	1.4 x 10 ⁻⁸	—	2.8 x 10 ⁻⁸	—	—
Planned Facility – Discharge Point No. 002						
Biochemical Oxygen Demand, 5-day @ 20°C (BOD ₅)	mg/L	10	—	20	—	—
Total Suspended Solids (TSS)	mg/L	10	—	20	—	—
Oil and Grease	mg/L	10	—	20	—	—
pH ^[1]	s.u.	—	—	—	6.5	8.5
Turbidity	NTU	—	—	—	—	10
Ammonia, Total	mg/L as N	2.0	—	4.0	—	—
Bis(2-Ethylhexyl) Phthalate	µg/L	5.9	—	12	—	—
Copper, Total Recoverable	µg/L	18	—	29	—	—
Cyanide, Total	µg/L	5.1	—	15	—	—
Dioxin-TEQ	µg/L	1.4 x 10 ⁻⁸	—	2.8 x 10 ⁻⁸	—	—

Abbreviations:

mg/L = milligrams per liter
 mg/L as N = milligrams per liter as nitrogen
 µg/L = micrograms per liter
 s.u. = standard units

Footnote:

^[1] If the Discharger monitors pH continuously, pursuant to 40 C.F.R. section 401.17 the Discharger shall be in compliance with this pH limitation provided that both of the following conditions are satisfied: (i) the total time during which the pH is outside the required range shall not exceed 7 hours and 26 minutes in any calendar month; and (ii) no individual excursion from the required pH range shall exceed 60 minutes.

B. Percent Removal. The average monthly percent removals of biochemical oxygen demand (BOD₅) and total suspended solids (TSS) at Discharge Point Nos. 001 and 002 shall each not be less than 85 percent (i.e., in each calendar month, the arithmetic mean concentrations of BOD₅ and TSS in samples collected at Monitoring Locations EFF-001 and EFF-002-D, as described in the MRP, shall not exceed 15 percent of the arithmetic mean concentrations of BOD₅ and TSS in samples collected at Monitoring Locations INF-001 and INF-002, as described in the MRP, at approximately the same times during the same periods).

C. Enterococcus Bacteria. Discharges at Discharge Point Nos. 001 and 002 shall meet the following enterococcus effluent limitations, with compliance measured separately at Monitoring Locations EFF-001 and EFF-002-D, as described in the MRP:

1. Discharge Point No. 001

- a. The six-week rolling geometric mean of enterococcus bacteria, calculated weekly, shall not exceed 290 CFU/100 mL; and
- b. No more than 10 percent of all enterococcus bacteria samples collected in a calendar month shall exceed 1,100 CFU/100 mL.

2. Discharge Point No. 002

- a. The six-week rolling geometric mean of enterococcus bacteria, calculated weekly, shall not exceed 30 CFU/100 mL; and
- b. No more than 10 percent of all enterococcus bacteria samples collected in a calendar month shall exceed 110 CFU/100 mL.

Compliance with these enterococcus limits shall be evaluated as follows:

- **Six-week rolling geometric mean.** Compliance with this limit shall be determined weekly by calculating the geometric mean of all enterococcus sample results from the past six weeks.
- **10 percent of samples.** Compliance with this limit shall be determined based on measured sample results. The Discharger shall not report interpolated results. If the Discharger has 9 or fewer sample results in a calendar month, compliance shall be based on the highest result. If the Discharger has 10 to 19 sample results, compliance shall be based on the second highest result, and so on.

D. Total Coliform. Discharges at Discharge Point Nos. 001 and 002 shall meet the following total coliform effluent limitations, with compliance measured separately at Monitoring Locations EFF-001 and EFF-002-D, as described in the MRP:

1. Discharge Point No. 001

- a. The five-sample median of all total coliform bacteria samples shall not exceed 240 MPN/100 mL; and
- b. The daily maximum of all total coliform bacteria samples shall not exceed 10,000 MPN/100 mL.

2. Discharge Point No. 002

- a. The seven-sample median of all total coliform bacteria samples shall not exceed 2.2 MPN/100 mL; and
- b. The daily maximum of all total coliform bacteria samples shall not exceed 240 MPN/100 mL.

E. Whole Effluent Acute Toxicity. Discharges at Discharge Point Nos. 001 and 002 shall meet the following acute toxicity limitations, with compliance measured separately at Monitoring Locations EFF-001 and EFF-002-D, as described in the MRP:

1. Three-sample median value of not less than 90 percent survival; and
2. Single-sample maximum value of not less than 70 percent survival.

These acute toxicity limitations are defined as follows:

- **Three-sample median.** A bioassay test showing survival of less than 90 percent represents a violation of this effluent limit if one or more of the past two bioassay tests also show less than 90 percent survival.
- **Single-sample maximum.** A bioassay test showing survival of less than 70 percent represents a violation of this effluent limit.

If the Discharger can demonstrate that toxicity exceeding the levels cited above is caused by ammonia and that the ammonia in the discharge complies with the ammonia effluent limits in Table 4 of this Order, then such toxicity shall not constitute a violation of this effluent limitation.

V. RECEIVING WATER LIMITATIONS

- A. The discharges shall not cause the following conditions in receiving waters at any place:
1. Floating material, including solids, liquids, foams, and scum, in concentrations that cause nuisance or adversely affect beneficial uses;
 2. Alteration of suspended sediment in such a manner as to cause nuisance or adversely affect beneficial uses or detrimental increase in the concentrations of toxic pollutants in sediments or aquatic life;
 3. Suspended material in concentrations that cause nuisance or adversely affect beneficial uses;
 4. Bottom deposits or aquatic growths to the extent that such deposits or growths cause nuisance or adversely affect beneficial uses;
 5. Alteration of temperature beyond present natural background levels unless it can be demonstrated to the satisfaction of the Regional Water Board that such alteration in temperature does not adversely affect beneficial uses;
 6. Changes in turbidity that cause nuisance or adversely affect beneficial uses, or increases from normal background light penetration or turbidity greater than 10 percent in areas where natural turbidity is greater than 50 nephelometric turbidity units;
 7. Coloration that causes nuisance or adversely affects beneficial uses;
 8. Visible, floating, suspended, or deposited oil or other products of petroleum origin; or
 9. Toxic or other deleterious substances in concentrations or quantities that cause deleterious effects on wildlife, waterfowl, or other aquatic biota, or render any of these unfit for human consumption, either at levels created in the receiving waters or as a result of biological concentration.
- B. The discharges shall not cause the following limits to be exceeded in receiving waters at any place within one foot of the water surface:

1. Dissolved Oxygen 5.0 mg/L, minimum

The median dissolved oxygen concentration for any three consecutive months shall not be less than 80% of the dissolved oxygen content at saturation. When natural factors cause concentrations less than that specified above, the discharge shall not cause further reduction in ambient dissolved oxygen concentrations.

2. Dissolved Sulfide Natural background levels

3. pH The pH shall not be depressed below 6.5 or raised above 8.5. The discharge shall not cause changes greater than 0.5 pH units in normal ambient pH levels.

4. Nutrients Waters shall not contain biostimulatory substances in concentrations that promote aquatic growths to the extent that such growths cause nuisance or adversely affect beneficial uses.

C. The discharges shall not cause a violation of any water quality standard for receiving waters adopted by the Regional Water Board or State Water Resources Control Board (State Water Board) as required by the CWA and regulations adopted thereunder. If more stringent water quality standards are promulgated or approved pursuant to CWA section 303, or amendments thereto, the Regional Water Board may revise or modify this Order in accordance with the more stringent standards.

VI. PROVISIONS

A. Standard Provisions

1. The Discharger shall comply with all “Standard Provisions” in Attachment D.
2. The Discharger shall comply with all applicable provisions of the “Regional Standard Provisions, and Monitoring and Reporting Requirements for NPDES Wastewater Discharge Permits” (Attachment G).

B. Monitoring and Reporting

The Discharger shall comply with the MRP (Attachment E) and future revisions thereto and applicable sampling and reporting requirements in Attachments D and G.

C. Special Provisions

1. Reopener Provisions

The Regional Water Board may modify or reopen this Order prior to its expiration date in any of the following circumstances as allowed by law:

- a. If present or future investigations demonstrate that the discharges governed by this Order have or will have a reasonable potential to cause or contribute to adverse impacts on water quality or beneficial uses of the receiving waters.
- b. If new or revised water quality objectives or total maximum daily loads (TMDLs) come into effect for San Francisco Bay or contiguous water bodies (whether statewide, regional, or site-specific). In such cases, effluent limitations in this Order may be modified as necessary to reflect the updated water quality objectives and wasteload allocations in the TMDLs. Adoption of the effluent limitations in this Order is not intended to restrict in any way future modifications based on legally-adopted water quality objectives or TMDLs or as otherwise permitted under federal regulations governing NPDES permit modifications.
- c. If translator, dilution, or other water quality studies provide a basis for determining that a permit condition should be modified.
- d. If State Water Board precedential decisions, new policies, new laws, or new regulations are adopted.
- e. If an administrative or judicial decision on a separate NPDES permit or WDRs addresses requirements similar to this discharge.
- f. If the Discharger requests adjustments in effluent limits due to the implementation of stormwater diversion pursuant to the Municipal Regional Stormwater Permit (Permit No. CAS612008) for redirecting dry weather and first flush discharges from the storm drain system to the sanitary sewer system as a stormwater pollutant control strategy.
- g. Or as otherwise authorized by law.

The Discharger may request a permit modification based on any of the circumstances above. With any such request, the Discharger shall include antidegradation and anti-backsliding analyses.

2. Effluent Characterization Study and Report

- a. **Study Elements.** The Discharger shall characterize and evaluate the discharges from Discharge Point Nos. 001 and 002, as required by the MRP, to verify that the reasonable potential analysis conclusions of this Order remain valid and to inform the next permit reissuance. The Discharger shall evaluate on an annual basis if concentrations of any of the priority pollutants listed in Attachment G, Table B, significantly increase over past performance. The Discharger shall investigate the cause of any such increase. The investigation may include, but need not be limited to, an increase in monitoring frequency, monitoring of internal process streams, and monitoring of influent sources. The Discharger shall establish remedial measures addressing any increase resulting in reasonable potential to cause or contribute to an exceedance of applicable water quality objectives. This requirement may be satisfied through identification of the

constituent as a “pollutant of concern” in the Discharger’s Pollutant Minimization Program, described in Provision VI.C.3.

b. Reporting Requirements

- i. Routine Reporting.** The Discharger shall report the identity of pollutants detected at or above applicable water quality objectives (see Fact Sheet Table F-8 for the objectives) in the transmittal letter for the self-monitoring report associated with the month in which samples were collected.
- ii. Annual Reporting.** The Discharger shall summarize the annual data evaluation and source investigation in the annual self-monitoring report.

3. Pollutant Minimization Program

- a.** The Discharger shall continue to improve its existing Pollutant Minimization Program to promote minimization of pollutant loadings to the treatment plant and therefore to the receiving waters.
- b.** The Discharger shall submit an annual report no later than February 28 of each calendar year. Each annual report shall include at least the following information:
 - i. Brief description of treatment plant.** The description shall include the service area and treatment plant processes.
 - ii. Discussion of current pollutants of concern.** Periodically, the Discharger shall analyze its circumstances to determine which pollutants are currently a problem and which pollutants may be potential future problems. This discussion shall include the reasons for choosing the pollutants.
 - iii. Identification of sources for pollutants of concern.** This discussion shall include how the Discharger intends to estimate and identify pollutant sources. The Discharger shall include sources or potential sources not directly within the ability or authority of the Discharger to control, such as pollutants in the potable water supply and air deposition.
 - iv. Identification of tasks to reduce the sources of pollutants of concern.** This discussion shall identify and prioritize tasks to address the Discharger’s pollutants of concern. The Discharger may implement the tasks by itself or participate in group, regional, or national tasks that address its pollutants of concern. The Discharger is strongly encouraged to participate in group, regional, or national tasks that address its pollutants of concern whenever it is efficient and appropriate to do so. An implementation timeline shall be included for each task.
 - v. Outreach to employees.** The Discharger shall inform employees about the pollutants of concern, potential sources, and how they might be able to help

reduce the discharge of these pollutants of concern into the Facility. The Discharger may provide a forum for employees to provide input.

- vi. Continuation of Public Outreach Program.** The Discharger shall continue its pollution prevention public outreach program for its service area. Outreach may include participation in existing community events, such as county fairs; initiating new community events, such as displays and contests during Pollution Prevention Week; conducting school outreach programs; conducting plant tours; and providing public information in newspaper articles or advertisements, radio or television stories or spots, newsletters, utility bill inserts, or websites. Information shall be specific to target audiences. The Discharger shall coordinate with other agencies as appropriate.
- vii. Discussion of criteria used to measure Pollutant Minimization Program and task effectiveness.** The Discharger shall establish criteria to evaluate the effectiveness of its Pollutant Minimization Program. This discussion shall identify the specific criteria used to measure the effectiveness of each task in Provisions VI.C.4.b.iii, iv, v, and vi.
- viii. Documentation of efforts and progress.** This discussion shall detail all the Discharger's Pollutant Minimization Program activities during the reporting year.
- ix. Evaluation of Pollutant Minimization Program and task effectiveness.** The Discharger shall use the criteria established in Provision VI.C.3.b.vii to evaluate the program and task effectiveness.
- x. Identification of specific tasks and timelines for future efforts.** Based on the evaluation, the Discharger shall explain how it intends to continue or change its tasks to more effectively reduce the amount of pollutants flowing to the Facility, and subsequently in its effluent.
- c.** The Discharger shall develop and conduct a Pollutant Minimization Program as further described below when there is evidence that a priority pollutant is present in the effluent above an effluent limitation (e.g., sample results reported as detected but not quantified [DNQ] when the effluent limitation is less than the method detection limit [MDL], sample results from analytical methods more sensitive than those methods required by this Order, presence of whole effluent toxicity, health advisories for fish consumption, or results of benthic or aquatic organism tissue sampling) and either:

 - i.** A sample result is reported as DNQ and the effluent limitation is less than the Reporting Level (RL); or
 - ii.** A sample result is reported as not detected (ND) and the effluent limitation is less than the MDL, using definitions in Attachment A and reporting protocols described in the MRP.

- d. If triggered by the reasons set forth in Provision VI.C.3.c, above, the Discharger's Pollutant Minimization Program shall include, but not be limited to, the following actions and submittals:
 - i. Annual review and semi-annual monitoring of potential sources of the reportable priority pollutants, which may include fish tissue monitoring and other bio-uptake sampling, or alternative measures when source monitoring is unlikely to produce useful analytical data;
 - ii. Quarterly monitoring for the reportable priority pollutants in the influent to the Facility. The Executive Officer may approve alternative measures when influent monitoring is unlikely to produce useful analytical data;
 - iii. Submittal of a control strategy designed to proceed toward the goal of maintaining concentrations of the reportable priority pollutants in the effluent at or below the effluent limitation;
 - iv. Implementation of appropriate cost-effective control measures for the reportable priority pollutants, consistent with the control strategy; and
 - v. Inclusion of the following specific items within the annual report required by Provision VI.C.3.b above:
 - (a) All Pollutant Minimization Program monitoring results for the previous year;
 - (b) List of potential sources of the reportable priority pollutants;
 - (c) Summary of all actions undertaken pursuant to the control strategy; and
 - (d) Description of actions to be taken in the following year.

4. Special Provisions for Publicly-Owned Treatment Works (POTWs)

a. Sludge and Biosolids Management

- i. Sludge and biosolids treatment and storage shall not create a nuisance, such as objectionable odors or flies, or result in groundwater contamination.
- ii. Sludge and biosolids treatment and storage facilities shall be adequate to divert surface runoff from adjacent areas, to protect site boundaries from erosion, and to prevent conditions that would cause drainage from stored materials. Adequate protection is defined as protection from at least a 100-year storm and the highest possible tidal state that may occur.
- iii. This Order does not authorize permanent onsite sludge or biosolids storage or disposal. A Report of Waste Discharge shall be filed, and the site brought into compliance with applicable regulations prior to commencement of any such activity.

- b. **Collection System Management.** The Discharger shall properly operate and maintain its collection system (see Attachments D and G, section I.D), report any

noncompliance with respect to its collection system (see Attachment D, section V.E.1, and Attachment G, sections V.E.1 and V.E.2), and mitigate any discharges in violation of this Order associated with its collection system (see Attachments D and G, section I.C).

State Water Board Order No. 2006-0003-DWQ, Statewide General Waste Discharge Requirements for Sanitary Sewer Systems, as amended by State Water Board Order No. WQ 2013-0058-EXEC (statewide WDRs), contains requirements for operation and maintenance of collection systems and for reporting and mitigating sanitary sewer overflows. While the Discharger must separately comply with both the statewide WDRs and this Order, the statewide WDRs clearly and specifically stipulate requirements for operation and maintenance and for reporting and mitigating sanitary sewer overflows. Implementing the requirements for operation and maintenance and mitigation of sanitary sewer overflows set forth in the statewide WDRs (and any subsequent order updating these requirements) shall satisfy the corresponding federal NPDES requirements specified in Attachments D and G of this Order for the collection systems. Following the reporting requirements set forth in the statewide WDRs (and any subsequent order updating these requirements) shall satisfy the NPDES reporting requirements for sanitary sewer overflows specified in Attachments D and G.

5. Other Special Provisions

- a. **Copper Action Plan.** The Discharger shall implement pretreatment, source control, and pollution prevention for copper in accordance with the following tasks and time schedule:

Table 5. Copper Action Plan

Task	Compliance Date
<p>1. Implement Copper Control Program Continue implementing existing program to reduce identified copper sources, including, as applicable, taking the following actions:</p> <ul style="list-style-type: none"> a. Providing education and outreach to the public (e.g., focusing on proper pool and spa maintenance and plumbers’ roles in reducing corrosion); b. If corrosion is a significant copper source, working cooperatively with local water purveyors to reduce and control water corrosivity, as appropriate, and ensuring that local plumbing contractors implement best management practices to reduce corrosion in pipes; and c. Educating plumbers, designers, and maintenance contractors for pools and spas to encourage best management practices that minimize copper discharges. 	<p>Implementation shall be ongoing</p>
<p>2. Implement Additional Actions If the Regional Water Board notifies the Discharger that the three-year rolling mean dissolved copper concentration in Central San Francisco Bay exceeds 2.2 µg/L, then within 90 days of the notification, evaluate the effluent copper concentration trend and, if it is increasing, develop and begin implementation of additional measures to control copper discharges. Report the conclusion of the trend analysis and provide a schedule for any new actions to be taken within the next 12 months.</p>	<p>With next annual pollutant minimization program report due February 28 (at least 90 days following notification)</p>

Task	Compliance Date
<p>3. Report Status Submit an annual report documenting copper control program implementation that evaluates the effectiveness of the actions taken, including any additional actions required by Task 2 above, and provides a schedule for actions to be taken within the next 12 months.</p>	<p>Annually, with annual pollutant minimization program report due February 28 each year</p>

- b. Cyanide Action Plan.** The Discharger shall implement monitoring and surveillance, pretreatment, source control, and pollution prevention for cyanide in accordance with the following tasks and time schedule:

Table 6. Cyanide Action Plan

Task	Compliance Date
<p>1. Review Potential Cyanide Sources Submit an up-to-date inventory of potential cyanide sources. If no cyanide source is identified, Tasks 2 and 3, below, are not required unless the Discharger receives a request to discharge detectable levels of cyanide to the sewer. In this case, notify the Executive Officer and implement Tasks 2 and 3.</p>	<p>With annual pollutant minimization program report due February 28, 2021</p>
<p>2. Implement Cyanide Control Program Implement a control program to minimize cyanide discharges consisting, at a minimum, of the following elements:</p> <ul style="list-style-type: none"> a. Inspect each potential source to assess the need to include that source in the control program. b. Inspect sources included in the control program annually. Inspection elements may be based on U.S. EPA guidance, such as <i>Industrial User Inspection and Sampling Manual for POTWs</i> (EPA 831-B-94-01). c. Develop and distribute educational materials regarding the need to prevent cyanide discharges to sources included in the control program. d. Prepare an emergency monitoring and response plan to be implemented if a significant cyanide discharge occurs. <p>If the plant influent cyanide concentration exceeds 10 µg/L, the Discharger shall collect a follow-up sample within 5 days of becoming aware of the laboratory results. If the results of the follow-up sample also exceed 10 µg/L, then a “significant cyanide discharge” is occurring.</p>	<p>Implementation shall be ongoing.</p>
<p>3. Implement Additional Measures If the Regional Water Board notifies the Discharger that ambient monitoring shows cyanide concentrations are 1.0 µg/L or higher in the main body of San Francisco Bay, then within 90 days of the notification, commence actions to identify and abate cyanide sources responsible for the elevated ambient concentrations, report on the progress and effectiveness of the actions taken, and provide a schedule for actions to be taken within the next 12 months.</p>	<p>With next annual pollutant minimization program report due February 28 (at least 90 days following notification)</p>
<p>4. Report Status of Cyanide Control Program Submit an annual report documenting cyanide control program implementation and addressing the effectiveness of actions taken, including any additional cyanide controls required by Task 3, above, and provide a schedule for actions to be taken within the next 12 months.</p>	<p>Annually, with annual pollutant minimization program report due February 28 each year</p>

- c. Planned Facility.** The following documentation shall be submitted to the Regional Water Board before discharge from the Planned Facility commences:
- i. Documentation that the reliability, capability, and performance of the new plant will maintain compliance with this Order (i.e., the Discharger shall

evaluate hydraulic and organic loading capacities of the treatment facilities by appropriate combinations of desk-top analyses and treatment process stress testing to simulate design peak loading conditions under both dry weather and wet weather flow conditions);

- ii. Certification by a licensed professional that the project has been constructed as designed, has been tested, and is ready for use;
- iii. Demonstration of compliance with all applicable provisions of the California Environmental Quality Act (California Public Resources Code Division 13, Chapter 3, section 21100 et seq.);
- iv. Updates to the Operations and Maintenance Manual and Contingency Plan for the Planned Facility;
- v. Notification, at least 30 days prior, of specific dates the Discharger proposes to cease discharging from Discharge Point No. 001 and to commence discharging from Discharge Point No. 002; and
- vi. A work plan to assess the effectiveness of the Planned Facility's treatment wetlands at removing constituents of concern, such as cyanide, copper, and nutrients. This proposal shall be implemented in accordance with the schedule set forth in the work plan.

Under Water Code section 13385(j)(1)(D), the Discharger may, at least 30 days in advance of operating the Planned Facility, submit a startup operations plan. The plan should describe the actions the Discharger will take during a specific period that requires adjusting and testing new treatment units, including steps to prevent violations of the requirements of this Order. If the Discharger pursues this option, it should define the shortest reasonable time required for the period of adjusting and testing, which is not to exceed 90 days for biological treatment units and not to exceed 30 days for any other type of treatment unit.

- d. **Anaerobically-Digestible Material.** If the Discharger receives hauled-in anaerobically-digestible material for injection into an anaerobic digester, the Discharger shall notify the Regional Water Board and develop and implement Standard Operating Procedures for this activity. The Standard Operating Procedures shall be developed prior to initiation of hauling. The Standard Operating Procedures shall address material handling, including unloading, screening, or other processing prior to anaerobic digestion; transportation; spill prevention; spill response; avoidance of the introduction of materials that could cause interference, pass through, or upset of the treatment processes; avoidance of prohibited material; vector control; odor control; operation and maintenance; and the disposition of any solid waste segregated from introduction to the digester. The Discharger shall train its staff on the Standard Operating Procedures and maintain records for a minimum of three years for each load received, describing the hauler, waste type, and quantity received. In addition, the Discharger shall

maintain records for a minimum of three years for the disposition, location, and quantity of cumulative pre-digestion segregated solid waste hauled offsite.

- e. Annual Average Selenium Load.** The Discharger shall report the average annual selenium load from Discharge Point Nos. 001 and 002 combined with its application for permit reissuance. The average annual load shall be the arithmetic mean of the annual mass discharges for this Order's term. Annual mass emissions shall be computed as follows:

$$\text{Annual mass emission rate (kg/day)} = \frac{3.785}{N} \sum_{i=1}^N Q_{i,001} C_{i,001} + Q_{i,002} C_{i,002}$$

where:

N = number of samples in a year

$Q_{i,001}$ = total flow rate (MGD) to Discharge Point No. 001 associated with the i^{th} sample, valid until a new sample is collected

$C_{i,001}$ = selenium concentration (mg/L) at EFF-001 associated with the i^{th} sample, valid until a new sample is collected

$Q_{i,002}$ = total flow rate (MGD) to Discharge Point No. 002 associated with the i^{th} sample, valid until a new sample is collected

$C_{i,002}$ = selenium concentration (mg/L) at EFF-002-D associated with the i^{th} sample, valid until a new sample is collected

ATTACHMENT A – DEFINITIONS

Arithmetic Mean (μ)

Also called the average, the sum of measured values divided by the number of samples. For ambient water concentrations, the arithmetic mean is calculated as follows:

$$\text{Arithmetic mean} = \mu = \Sigma x / n \quad \text{where: } \Sigma x \text{ is the sum of the measured ambient water concentrations, and } n \text{ is the number of samples.}$$

Average Monthly Effluent Limitation (AMEL)

The highest allowable average of daily discharges over a calendar month, calculated as the sum of all daily discharges measured during a calendar month divided by the number of daily discharges measured during that month.

Average Weekly Effluent Limitation (AWEL)

The highest allowable average of daily discharges over a calendar week (Sunday through Saturday), calculated as the sum of all daily discharges measured during a calendar week divided by the number of daily discharges measured during that week.

Bioaccumulative

Taken up by an organism from its surrounding medium through gill membranes, epithelial tissue, or from food and subsequently concentrated and retained in the body of the organism.

Carcinogenic

Known to cause cancer in living organisms.

Coefficient of Variation (CV)

Measure of data variability calculated as the estimated standard deviation divided by the arithmetic mean of the observed values.

Daily Discharge

Either: (1) the total mass of the constituent discharged over the calendar day (12:00 am through 11:59 pm) or any 24-hour period that reasonably represents a calendar day for purposes of sampling (as specified in the permit) for a constituent with limitations expressed in units of mass; or (2) the unweighted arithmetic mean measurement of the constituent over the day for a constituent with limitations expressed in other units of measurement (e.g., concentration).

The daily discharge may be determined by the analytical results of a composite sample taken over the course of one day (a calendar day or other 24-hour period defined as a day) or by the arithmetic mean of analytical results from one or more grab samples taken over the course of the day.

For composite sampling, if 1 day is defined as a 24-hour period other than a calendar day, the analytical result for the 24-hour period is considered the result for the calendar day in which the 24-hour period ends.

Detected, but Not Quantified (DNQ)

Sample result less than the RL, but greater than or equal to the laboratory's MDL. Sample results reported as DNQ are estimated concentrations.

Dilution Credit

Amount of dilution granted to a discharge in the calculation of a water quality-based effluent limitation, based on the allowance of a specified mixing zone. It is calculated from the dilution ratio or determined by conducting a mixing zone study or modeling the discharge and receiving water.

Effluent Concentration Allowance (ECA)

Value derived from the water quality criterion/objective, dilution credit, and ambient background concentration that is used, in conjunction with the CV for the effluent monitoring data, to calculate a long-term average (LTA) discharge concentration. The ECA has the same meaning as wasteload allocation (WLA) as used in U.S. EPA guidance (*Technical Support Document for Water Quality-based Toxics Control*, March 1991, second printing, EPA/505/2-90-001).

Enclosed Bay

Indentation along the coast that encloses an area of oceanic water within a distinct headlands or harbor works. Enclosed bays include all bays where the narrowest distance between the headlands or outermost harbor works is less than 75 percent of the greatest dimension of the enclosed portion of the bay. Enclosed bays include, but are not limited to, Humboldt Bay, Bodega Harbor, Tomales Bay, Drake's Estero, San Francisco Bay, Morro Bay, Los Angeles-Long Beach Harbor, Upper and Lower Newport Bay, Mission Bay, and San Diego Bay. Enclosed bays do not include inland surface waters or ocean waters.

Estimated Chemical Concentration

Concentration that results from the confirmed detection of the substance below the ML value by the analytical method.

Estuaries

Waters, including coastal lagoons, located at the mouths of streams that serve as areas of mixing for fresh and ocean waters. Coastal lagoons and mouths of streams that are temporarily separated from the ocean by sandbars are considered estuaries. Estuarine waters are considered to extend from a bay or the open ocean to a point upstream where there is no significant mixing of fresh water and seawater. Estuarine waters include, but are not limited to, the Sacramento-San Joaquin Delta, as defined in Water Code section 12220, Suisun Bay, Carquinez Strait downstream to the Carquinez Bridge, and appropriate areas of the Smith, Mad, Eel, Noyo, Russian, Klamath, San Diego, and Otay rivers. Estuaries do not include inland surface waters or ocean waters.

Inland Surface Waters

All surface waters of the state that do not include the ocean, enclosed bays, or estuaries.

Instantaneous Maximum Effluent Limitation

Highest allowable value for any single grab sample or aliquot (i.e., each grab sample or aliquot is independently compared to the instantaneous maximum limitation).

Instantaneous Minimum Effluent Limitation

Lowest allowable value for any single grab sample or aliquot (i.e., each grab sample or aliquot is independently compared to the instantaneous minimum limitation).

Maximum Daily Effluent Limitation (MDEL)

Highest allowable daily discharge of a pollutant, over a calendar day (or 24-hour period). For pollutants with limitations expressed in units of mass, the daily discharge is calculated as the total mass of the pollutant discharged over the day. For pollutants with limitations expressed in other units of measurement, the daily discharge is calculated as the arithmetic mean measurement of the pollutant over the day.

Median

Middle measurement in a set of data. The median of a set of data is found by first arranging the measurements in order of magnitude (either increasing or decreasing order). If the number of measurements (n) is odd, then the median = $X_{(n+1)/2}$. If n is even, then the median = $(X_{n/2} + X_{(n/2)+1})/2$ (i.e., the midpoint between $n/2$ and $n/2+1$).

Method Detection Limit (MDL)

Minimum concentration of a substance that can be reported with 99 percent confidence that the measured concentration is distinguishable from method blank results, as defined in 40 C.F.R. part 136, Appendix B.

Minimum Level (ML)

Concentration at which the entire analytical system gives a recognizable signal and acceptable calibration point. The ML is the concentration in a sample that is equivalent to the concentration of the lowest calibration standard analyzed by a specific analytical procedure, assuming that all the method specified sample weights, volumes, and processing steps have been followed.

Mixing Zone

Limited volume of receiving water allocated for mixing with a wastewater discharge where water quality criteria can be exceeded without causing adverse effects to the overall water body.

Not Detected (ND)

Sample results less than the laboratory's MDL.

Persistent Pollutants

Substances for which degradation or decomposition in the environment is nonexistent or very slow.

Pollutant Minimization Program

Program of waste minimization and pollution prevention actions that include, but are not limited to, product substitution, waste stream recycling, alternative waste management methods, and education of the public and businesses. The goal of the Pollutant Minimization Program is to reduce all potential sources of a priority pollutant through pollutant minimization (control) strategies, including pollution prevention measures as appropriate, to maintain the effluent concentration at or below the water quality-based effluent limitation. Pollution prevention measures may be particularly appropriate for persistent bioaccumulative priority pollutants where there is evidence that beneficial uses are being impacted. Cost effectiveness may be

considered when establishing the requirements of a Pollutant Minimization Program. The completion and implementation of a Pollution Prevention Plan, if required pursuant to Water Code section 13263.3(d), is considered to fulfill Pollutant Minimization Program requirements.

Pollution Prevention

Any action that causes a net reduction in the use or generation of a hazardous substance or other pollutant that is discharged into water and includes, but is not limited to, input change, operational improvement, production process change, and product reformulation (as defined in Water Code § 13263.3). Pollution prevention does not include actions that merely shift a pollutant in wastewater from one environmental medium to another environmental medium, unless clear environmental benefits of such an approach are identified to the satisfaction of the State Water Board or Regional Water Board.

Reporting Level (RL)

ML (and its associated analytical method) chosen by the Discharger for reporting and compliance determination from the MLs included in this Order, including an additional factor if applicable as discussed herein. The MLs included in this Order correspond to approved analytical methods for reporting a sample result that are selected by the Regional Water Board either from SIP Appendix 4 in accordance with SIP section 2.4.2 or established in accordance with SIP section 2.4.3. The ML is based on the proper application of method-based analytical procedures for sample preparation and the absence of any matrix interferences. Other factors may be applied to the ML depending on the specific sample preparation steps employed. For example, the treatment typically applied in cases where there are matrix-effects is to dilute the sample or sample aliquot by a factor of ten. In such cases, this additional factor must be applied to the ML in the computation of the RL.

Source of Drinking Water

Any water designated as having a municipal or domestic supply (MUN) beneficial use.

Standard Deviation (σ)

Measure of variability calculated as follows:

$$\sigma = (\sum[(x - \mu)^2]/(n - 1))^{0.5}$$

where:

x is the observed value;

μ is the arithmetic mean of the observed values; and

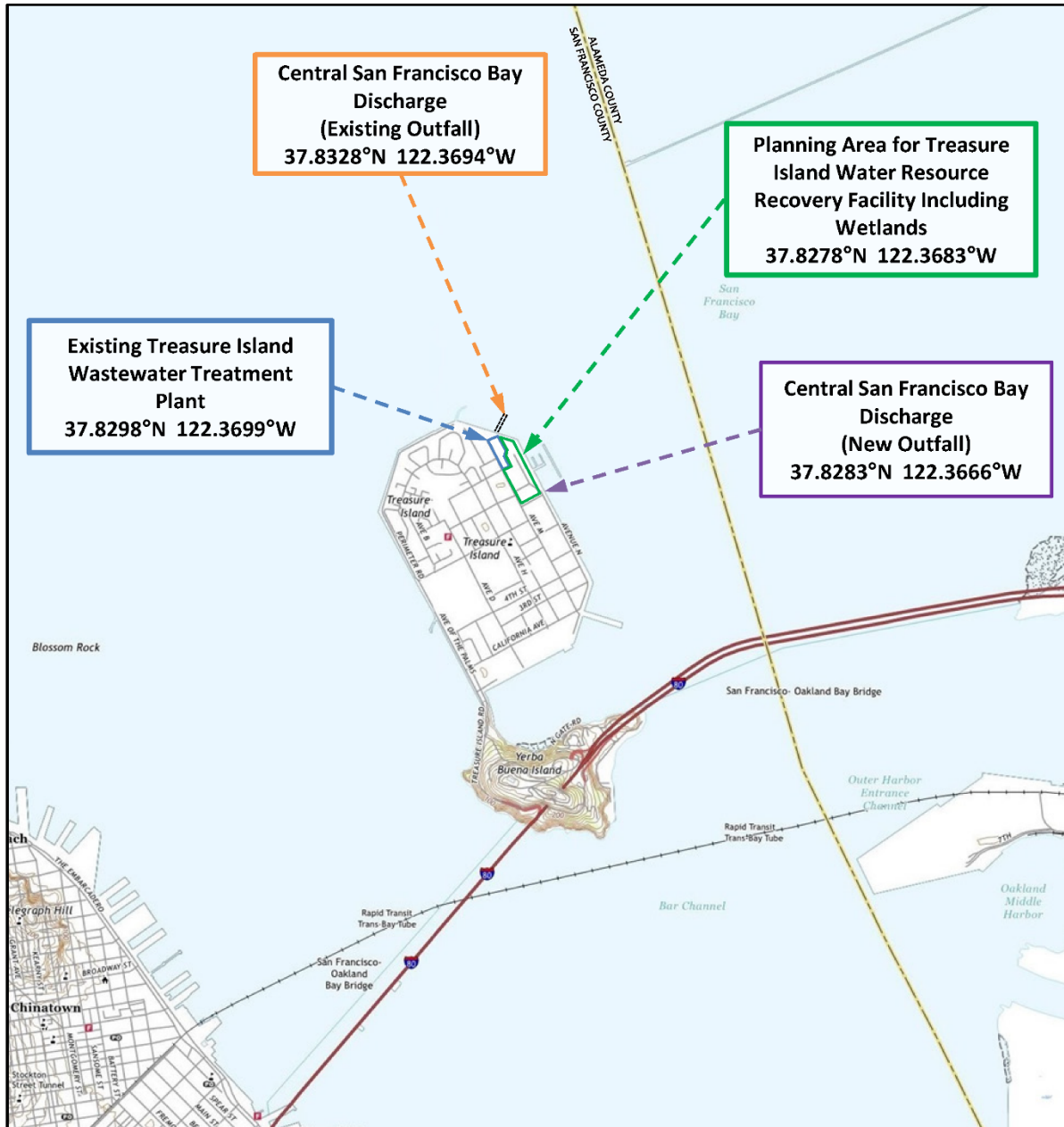
n is the number of samples.

Toxicity Reduction Evaluation (TRE)

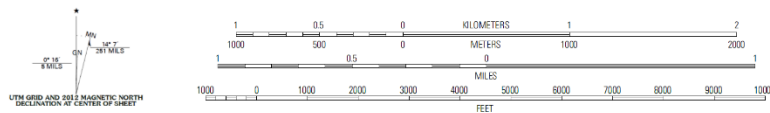
Study conducted in a step-wise process designed to identify the causative agents of effluent or ambient toxicity, isolate the sources of toxicity, evaluate the effectiveness of toxicity control options, and then confirm the reduction in toxicity. The first steps of the TRE consist of the collection of data relevant to the toxicity, including additional toxicity testing, and an evaluation of facility operations and maintenance practices, and best management practices. A Toxicity Identification Evaluation (TIE) may be required as part of the TRE, if appropriate. A TIE is a set of procedures to identify the specific chemicals responsible for toxicity. These procedures are performed in three phases (characterization, identification, and confirmation) using aquatic organism toxicity tests.

ATTACHMENT B – FACILITY MAPS

Figure B-1. Topographic Map

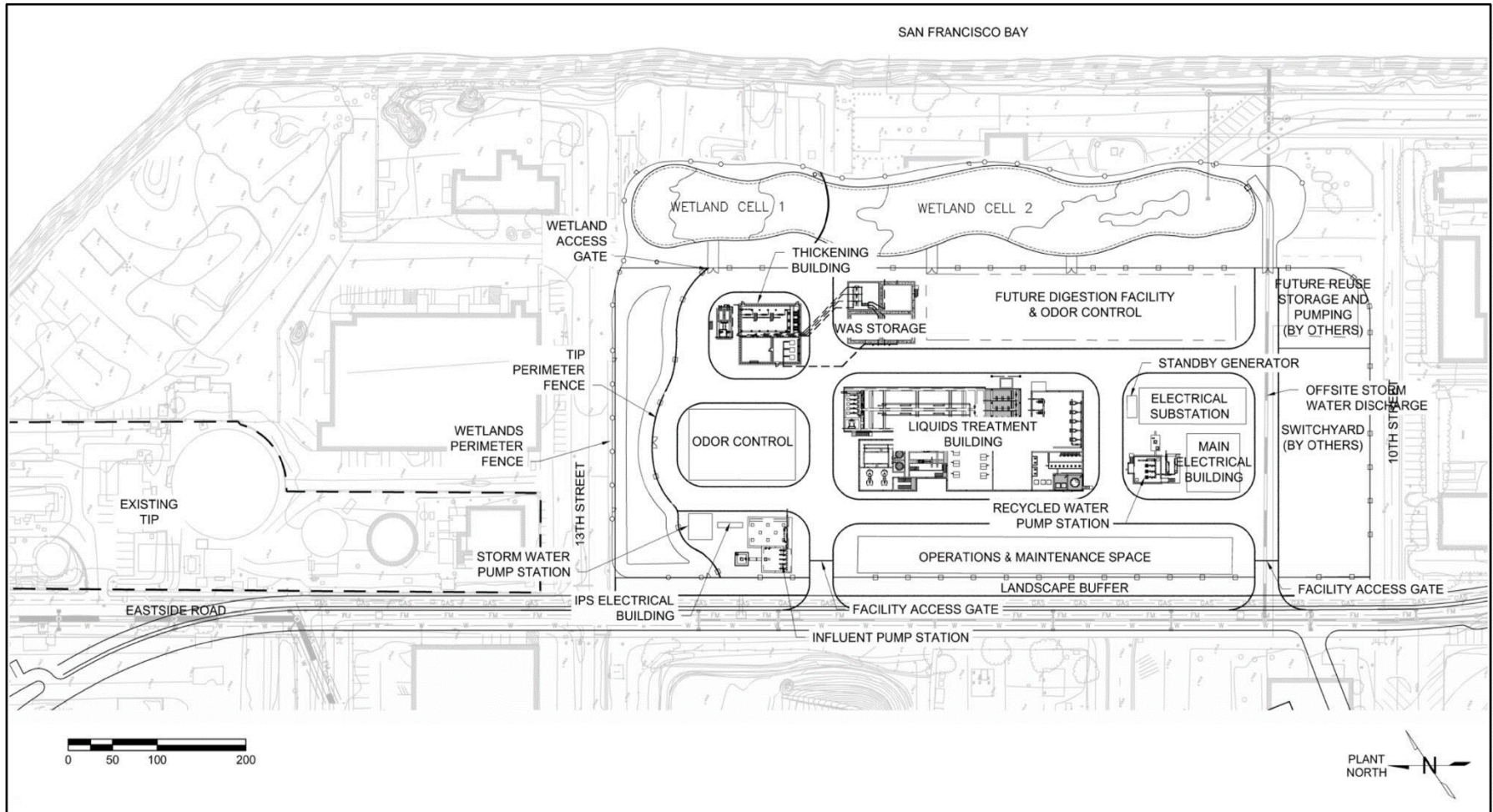


Contour interval: 20 feet. North American Vertical Datum of 1988.



Note: The base map is an excerpt from the USGS 7.5 Minute Maps for the San Francisco North and Oakland West Quadrangles.

Figure B-2. Layout of Treasure Island Water Resource Recovery Facility (Planned Facility)



ATTACHMENT C – PROCESS FLOW DIAGRAMS

Figure C-1. Treasure Island Wastewater Treatment Plant

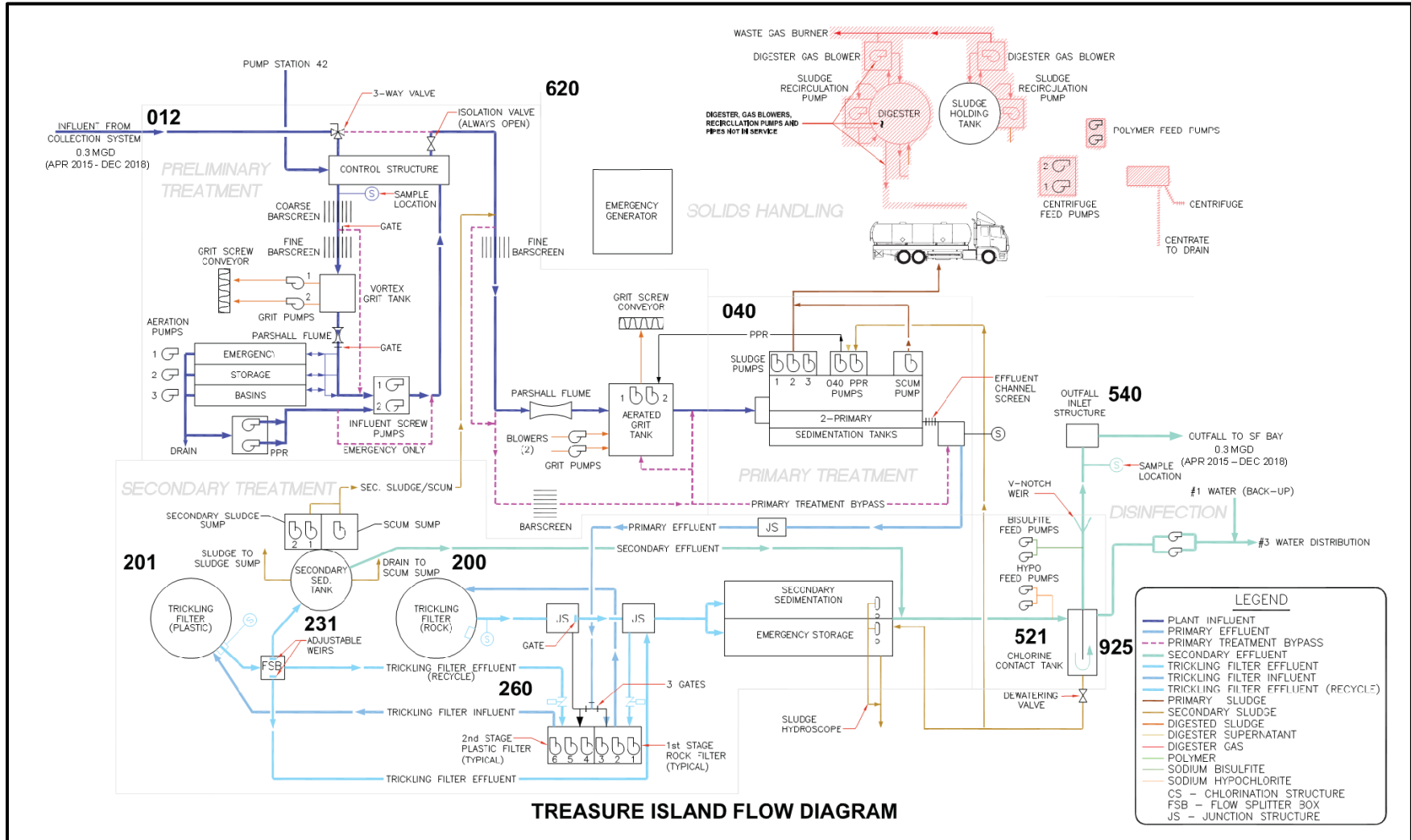
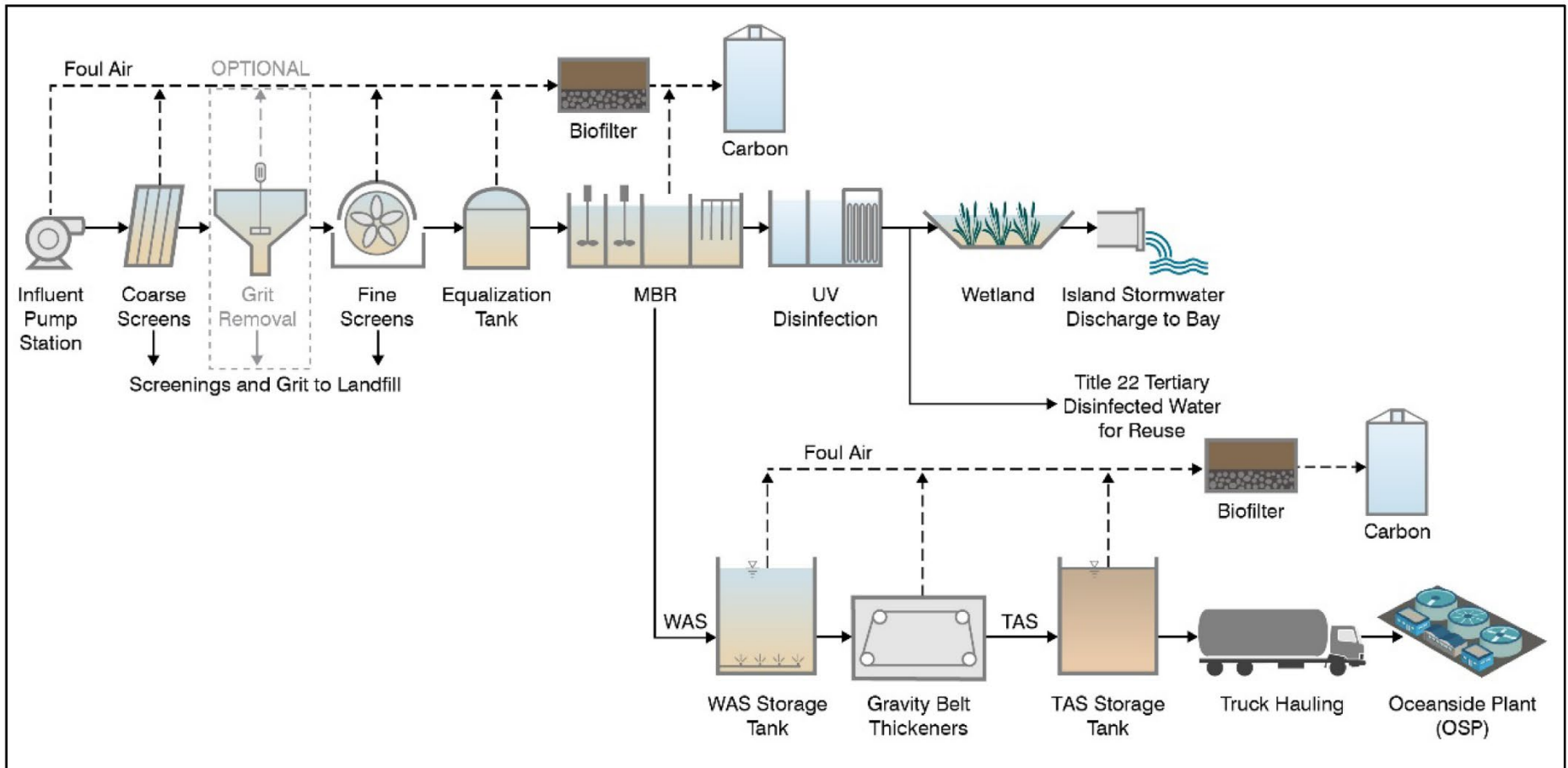


Figure C-2. Planned Treasure Island Water Resource Recovery Facility



ATTACHMENT D – STANDARD PROVISIONS

I. STANDARD PROVISIONS—PERMIT COMPLIANCE

A. Duty to Comply

1. The Discharger must comply with all of the terms, requirements, and conditions of this Order. Any noncompliance constitutes a violation of the Clean Water Act (CWA) and the California Water Code and is grounds for enforcement action; for permit termination, revocation and reissuance, or modification; or denial of a permit renewal application; or a combination thereof. (40 C.F.R. § 122.41(a); Wat. Code §§ 13261, 13263, 13265, 13268, 13000, 13001, 13304, 13350, 13385.)
2. The Discharger shall comply with effluent standards or prohibitions established under CWA section 307(a) for toxic pollutants within the time provided in the regulations that establish these standards or prohibitions, even if this Order has not yet been modified to incorporate the requirement. (40 C.F.R. § 122.41(a)(1).)

B. Need to Halt or Reduce Activity Not a Defense

It shall not be a defense for a Discharger in an enforcement action that it would have been necessary to halt or reduce the permitted activity in order to maintain compliance with the conditions of this Order. (40 C.F.R. § 122.41(c).)

C. Duty to Mitigate

The Discharger shall take all reasonable steps to minimize or prevent any discharge in violation of this Order that has a reasonable likelihood of adversely affecting human health or the environment. (40 C.F.R. § 122.41(d).)

D. Proper Operation and Maintenance

The Discharger shall at all times properly operate and maintain all facilities and systems of treatment and control (and related appurtenances) which are installed or used by the Discharger to achieve compliance with the conditions of this Order. Proper operation and maintenance also includes adequate laboratory controls and appropriate quality assurance procedures. This provision requires the operation of backup or auxiliary facilities or similar systems that are installed by a Discharger only when necessary to achieve compliance with the conditions of this Order. (40 C.F.R. § 122.41(e).)

E. Property Rights

1. This Order does not convey any property rights of any sort or any exclusive privileges. (40 C.F.R. § 122.41(g).)

2. The issuance of this Order does not authorize any injury to persons or property or invasion of other private rights, or any infringement of state or local law or regulations. (40 C.F.R. § 122.5(c).)

F. Inspection and Entry

The Discharger shall allow the Regional Water Board, State Water Board, U.S. EPA, and/or their authorized representatives (including an authorized contractor acting as their representative), upon the presentation of credentials and other documents, as may be required by law, to (33 U.S.C. § 1318(a)(4)(B); 40 C.F.R. § 122.41(i); Wat. Code, §§ 13267, 13383):

1. Enter upon the Discharger's premises where a regulated facility or activity is located or conducted, or where records are kept under the conditions of this Order (33 U.S.C. § 1318(a)(4)(B)(i); 40 C.F.R. § 122.41(i)(1); Wat. Code, §§ 13267, 13383);
2. Have access to and copy, at reasonable times, any records that must be kept under the conditions of this Order (33 U.S.C. § 1318(a)(4)(B)(ii); 40 C.F.R. § 122.41(i)(2)); Wat. Code, §§ 13267, 13383);
3. Inspect and photograph, at reasonable times, any facilities, equipment (including monitoring and control equipment), practices, or operations regulated or required under this Order (33 U.S.C. § 1318(a)(4)(B)(ii); 40 C.F.R. § 122.41(i)(3); Wat. Code, §§ 13267, 13383); and
4. Sample or monitor, at reasonable times, for the purposes of ensuring Order compliance or as otherwise authorized by the CWA or the Water Code, any substances or parameters at any location. (33 U.S.C. § 1318(a)(4)(B); 40 C.F.R. § 122.41(i)(4); Wat. Code, §§ 13267, 13383.)

G. Bypass

1. Definitions

- a. "Bypass" means the intentional diversion of waste streams from any portion of a treatment facility. (40 C.F.R. § 122.41(m)(1)(i).)
 - b. "Severe property damage" means substantial physical damage to property, damage to the treatment facilities, which causes them to become inoperable, or substantial and permanent loss of natural resources that can reasonably be expected to occur in the absence of a bypass. Severe property damage does not mean economic loss caused by delays in production. (40 C.F.R. § 122.41(m)(1)(ii).)
2. **Bypass not exceeding limitations.** The Discharger may allow any bypass to occur which does not cause exceedances of effluent limitations, but only if it is for essential maintenance to assure efficient operation. These bypasses are not subject to the

- provisions listed in Standard Provisions – Permit Compliance I.G.3, I.G.4, and I.G.5 below. (40 C.F.R. § 122.41(m)(2).)
- 3. Prohibition of bypass.** Bypass is prohibited, and the Regional Water Board may take enforcement action against a Discharger for bypass, unless (40 C.F.R. § 122.41(m)(4)(i)):
 - a.** Bypass was unavoidable to prevent loss of life, personal injury, or severe property damage (40 C.F.R. § 122.41(m)(4)(i)(A));
 - b.** There were no feasible alternatives to the bypass, such as the use of auxiliary treatment facilities, retention of untreated wastes, or maintenance during normal periods of equipment downtime. This condition is not satisfied if adequate back-up equipment should have been installed in the exercise of reasonable engineering judgment to prevent a bypass that occurred during normal periods of equipment downtime or preventive maintenance (40 C.F.R. § 122.41(m)(4)(i)(B)); and
 - c.** The Discharger submitted notice to the Regional Water Board as required under Standard Provisions – Permit Compliance I.G.5 below. (40 C.F.R. § 122.41(m)(4)(i)(C).)
 - 4. Approval.** The Regional Water Board may approve an anticipated bypass, after considering its adverse effects, if the Regional Water Board determines that it will meet the three conditions listed in Standard Provisions—Permit Compliance I.G.3 above. (40 C.F.R. § 122.41(m)(4)(ii).)
 - 5. Notice**
 - a. Anticipated bypass.** If the Discharger knows in advance of the need for a bypass, it shall submit prior notice, if possible at least 10 days before the date of the bypass. The notice shall be sent to the Regional Water Board. As of December 21, 2020, a notice shall also be submitted electronically to the initial recipient defined in Standard Provisions – Reporting V.J below. Notices shall comply with 40 C.F.R. part 3, 40 C.F.R. section 122.22, and 40 C.F.R. part 127. (40 C.F.R. § 122.41(m)(3)(i).)
 - b. Unanticipated bypass.** The Discharger shall submit a notice of an unanticipated bypass as required in Standard Provisions - Reporting V.E below (24-hour notice). The notice shall be sent to the Regional Water Board. As of December 21, 2020, a notice shall also be submitted electronically to the initial recipient defined in Standard Provisions – Reporting V.J below. Notices shall comply with 40 C.F.R. part 3, 40 C.F.R. section 122.22, and 40 C.F.R. part 127. (40 C.F.R. § 122.41(m)(3)(ii).)

H. Upset

Upset means an exceptional incident in which there is unintentional and temporary noncompliance with technology based permit effluent limitations because of factors beyond the reasonable control of the Discharger. An upset does not include noncompliance to the extent caused by operational error, improperly designed treatment facilities, inadequate treatment facilities, lack of preventive maintenance, or careless or improper operation. (40 C.F.R. § 122.41(n)(1).)

- 1. Effect of an upset.** An upset constitutes an affirmative defense to an action brought for noncompliance with such technology based permit effluent limitations if the requirements of Standard Provisions – Permit Compliance I.H.2 below are met. No determination made during administrative review of claims that noncompliance was caused by upset, and before an action for noncompliance, is final administrative action subject to judicial review. (40 C.F.R. § 122.41(n)(2).)
- 2. Conditions necessary for a demonstration of upset.** A discharger who wishes to establish the affirmative defense of upset shall demonstrate, through properly signed, contemporaneous operating logs or other relevant evidence that (40 C.F.R. § 122.41(n)(3)):
 - a.** An upset occurred and that the Discharger can identify the cause(s) of the upset (40 C.F.R. § 122.41(n)(3)(i));
 - b.** The permitted facility was, at the time, being properly operated (40 C.F.R. § 122.41(n)(3)(ii));
 - c.** The Discharger submitted notice of the upset as required in Standard Provisions—Reporting V.E.2.b below (24-hour notice) (40 C.F.R. § 122.41(n)(3)(iii)); and
 - d.** The Discharger complied with any remedial measures required under Standard Provisions—Permit Compliance I.C above. (40 C.F.R. § 122.41(n)(3)(iv).)
- 3. Burden of proof.** In any enforcement proceeding, the Discharger seeking to establish the occurrence of an upset has the burden of proof. (40 C.F.R. § 122.41(n)(4).)

II. STANDARD PROVISIONS—PERMIT ACTION

A. General

This Order may be modified, revoked and reissued, or terminated for cause. The filing of a request by the Discharger for modification, revocation and reissuance, or termination, or a notification of planned changes or anticipated noncompliance does not stay any Order condition. (40 C.F.R. § 122.41(f).)

B. Duty to Reapply

If the Discharger wishes to continue an activity regulated by this Order after the expiration date of this Order, the Discharger must apply for and obtain a new permit. (40 C.F.R. § 122.41(b).)

C. Transfers

This Order is not transferable to any person except after notice to the Regional Water Board. The Regional Water Board may require modification or revocation and reissuance of the Order to change the name of the Discharger and incorporate such other requirements as may be necessary under the CWA and the Water Code. (40 C.F.R. §§ 122.41(l)(3), 122.61.)

III. STANDARD PROVISIONS – MONITORING

- A.** Samples and measurements taken for the purpose of monitoring shall be representative of the monitored activity. (40 C.F.R. § 122.41(j)(1).)
- B.** Monitoring must be conducted according to test procedures approved under 40 C.F.R. part 136 for the analyses of pollutants unless another method is required under 40 C.F.R. chapter 1, subchapter N. Monitoring must be conducted according to sufficiently sensitive test methods approved under 40 C.F.R. part 136 for the analysis of pollutants or pollutant parameters or required under 40 C.F.R. chapter 1, subchapter N. For the purposes of this paragraph, a method is sufficiently sensitive when:
 - 1.** The method minimum level (ML) is at or below the level of the effluent limitation established in the permit for the measured pollutant or pollutant parameter, and either (a) the method ML is at or below the level of the applicable water quality criterion for the measured pollutant or pollutant parameter, or (b) the method ML is above the applicable water quality criterion but the amount of the pollutant or pollutant parameter in a facility's discharge is high enough that the method detects and quantifies the level of the pollutant or pollutant parameter in the discharge; or
 - 2.** The method has the lowest ML of the analytical methods approved under 40 C.F.R. part 136 or required under 40 C.F.R. chapter 1, subchapter N for the measured pollutant or pollutant parameter.

In the case of pollutants or pollutant parameters for which there are no approved methods under 40 C.F.R. part 136 or otherwise required under 40 C.F.R. chapter 1, subchapter N, monitoring must be conducted according to a test procedure specified in this Order for such pollutants or pollutant parameters. (40 C.F.R. §§ 122.21(e)(3), 122.41(j)(4), 122.44(i)(1)(iv).)

IV. STANDARD PROVISIONS—RECORDS

- A.** The Discharger shall retain records of all monitoring information, including all calibration and maintenance records and all original strip chart recordings for continuous monitoring instrumentation, copies of all reports required by this Order, and records of all data used to

complete the application for this Order, for a period of at least three (3) years from the date of the sample, measurement, report or application. This period may be extended by request of the Regional Water Board Executive Officer at any time. (40 C.F.R. § 122.41(j)(2).)

B. Records of monitoring information shall include the following:

1. The date, exact place, and time of sampling or measurements (40 C.F.R. § 122.41(j)(3)(i));
2. The individual(s) who performed the sampling or measurements (40 C.F.R. § 122.41(j)(3)(ii));
3. The date(s) the analyses were performed (40 C.F.R. § 122.41(j)(3)(iii));
4. The individual(s) who performed the analyses (40 C.F.R. § 122.41(j)(3)(iv));
5. The analytical techniques or methods used (40 C.F.R. § 122.41(j)(3)(v)); and
6. The results of such analyses. (40 C.F.R. § 122.41(j)(3)(vi).)

C. Claims of confidentiality for the following information will be denied (40 C.F.R. § 122.7(b)):

1. The name and address of any permit applicant or Discharger (40 C.F.R. § 122.7(b)(1)); and
2. Permit applications and attachments, permits, and effluent data. (40 C.F.R. § 122.7(b)(2).)

V. STANDARD PROVISIONS—REPORTING

A. Duty to Provide Information

The Discharger shall furnish to the Regional Water Board, State Water Board, or U.S. EPA within a reasonable time, any information which the Regional Water Board, State Water Board, or U.S. EPA may request to determine whether cause exists for modifying, revoking and reissuing, or terminating this Order or to determine compliance with this Order. Upon request, the Discharger shall also furnish to the Regional Water Board, State Water Board, or U.S. EPA copies of records required to be kept by this Order. (40 C.F.R. § 122.41(h); Wat. Code, §§ 13267, 13383.)

B. Signatory and Certification Requirements

1. All applications, reports, or information submitted to the Regional Water Board, State Water Board, and/or U.S. EPA shall be signed and certified in accordance with Standard Provisions—Reporting V.B.2, V.B.3, V.B.4, V.B.5, and V.B.6 below. (40 C.F.R. § 122.41(k).)

2. For a corporation, all permit applications shall be signed by a responsible corporate officer. For the purpose of this section, a responsible corporate officer means:
 - (i) a president, secretary, treasurer, or vice-president of the corporation in charge of a principal business function, or any other person who performs similar policy- or decision-making functions for the corporation, or
 - (ii) the manager of one or more manufacturing, production, or operating facilities, provided, the manager is authorized to make management decisions which govern the operation of the regulated facility including having the explicit or implicit duty of making major capital investment recommendations, and initiating and directing other comprehensive measures to assure long term environmental compliance with environmental laws and regulations; the manager can ensure that the necessary systems are established or actions taken to gather complete and accurate information for permit application requirements; and where authority to sign documents has been assigned or delegated to the manager in accordance with corporate procedures.(40 C.F.R. § 122.22(a)(1).)

For a partnership or sole proprietorship, all permit applications shall be signed by a general partner or the proprietor, respectively. (40 C.F.R. § 122.22(a)(2).)

For a municipality, state, federal, or other public agency, all permit applications shall be signed by either a principal executive officer or ranking elected official. For purposes of this provision, a principal executive officer of a federal agency includes (i) the chief executive officer of the agency, or (ii) a senior executive officer having responsibility for the overall operations of a principal geographic unit of the agency (e.g., Regional Administrators of U.S. EPA). (40 C.F.R. § 122.22(a)(3).)

3. All reports required by this Order and other information requested by the Regional Water Board, State Water Board, or U.S. EPA shall be signed by a person described in Standard Provisions – Reporting V.B.2 above, or by a duly authorized representative of that person. A person is a duly authorized representative only if:
 - a. The authorization is made in writing by a person described in Standard Provisions—Reporting V.B.2 above (40 C.F.R. § 122.22(b)(1));
 - b. The authorization specifies either an individual or a position having responsibility for the overall operation of the regulated facility or activity such as the position of plant manager, operator of a well or a well field, superintendent, position of equivalent responsibility, or an individual or position having overall responsibility for environmental matters for the company. (A duly authorized representative may thus be either a named individual or any individual occupying a named position.) (40 C.F.R. § 122.22(b)(2)); and
 - c. The written authorization is submitted to the Regional Water Board and State Water Board. (40 C.F.R. § 122.22(b)(3).)
4. If an authorization under Standard Provisions – Reporting V.B.3 above is no longer accurate because a different individual or position has responsibility for the overall operation of the facility, a new authorization satisfying the requirements of Standard

Provisions—Reporting V.B.3 above must be submitted to the Regional Water Board and State Water Board prior to or together with any reports, information, or applications, to be signed by an authorized representative. (40 C.F.R. § 122.22(c).)

5. Any person signing a document under Standard Provisions—Reporting V.B.2 or V.B.3 above shall make the following certification:

“I certify under penalty of law that this document and all attachments were prepared under my direction or supervision in accordance with a system designed to assure that qualified personnel properly gather and evaluate the information submitted. Based on my inquiry of the person or persons who manage the system or those persons directly responsible for gathering the information, the information submitted is, to the best of my knowledge and belief, true, accurate, and complete. I am aware that there are significant penalties for submitting false information, including the possibility of fine and imprisonment for knowing violations.” (40 C.F.R. § 122.22(d).)

6. Any person providing the electronic signature for documents described in Standard Provisions – V.B.1, V.B.2, or V.B.3 that are submitted electronically shall meet all relevant requirements of Standard Provisions – Reporting V.B, and shall ensure that all relevant requirements of 40 C.F.R. part 3 (Cross-Media Electronic Reporting) and 40 C.F.R. part 127 (NPDES Electronic Reporting Requirements) are met for that submission. (40 C.F.R. § 122.22(e).)

C. Monitoring Reports

1. Monitoring results shall be reported at the intervals specified in the Monitoring and Reporting Program in this Order. (40 C.F.R. § 122.22(l)(4).)
2. Monitoring results must be reported on a Discharge Monitoring Report (DMR) form or forms provided or specified by the Regional Water Board or State Water Board for reporting the results of monitoring, sludge use, or disposal practices. As of December 21, 2016, all reports and forms must be submitted electronically to the initial recipient defined in Standard Provisions – Reporting V.J and comply with 40 C.F.R. part 3, 40 C.F.R. section 122.22, and 40 C.F.R. part 127. (40 C.F.R. § 122.41(l)(4)(i).)
3. If the Discharger monitors any pollutant more frequently than required by this Order using test procedures approved under 40 C.F.R. part 136, or another method required for an industry-specific waste stream under 40 C.F.R. chapter 1, subchapter N, the results of such monitoring shall be included in the calculation and reporting of the data submitted in the DMR reporting form specified by the Regional Water Board or State Water Board. (40 C.F.R. § 122.41(l)(4)(ii).)
4. Calculations for all limitations, which require averaging of measurements, shall utilize an arithmetic mean unless otherwise specified in this Order. (40 C.F.R. § 122.41(l)(4)(iii).)

D. Compliance Schedules

Reports of compliance or noncompliance with, or any progress reports on, interim and final requirements contained in any compliance schedule of this Order, shall be submitted no later than 14 days following each schedule date. (40 C.F.R. § 122.41(l)(5).)

E. Twenty-Four Hour Reporting

1. The Discharger shall report any noncompliance that may endanger health or the environment. Any information shall be provided orally within 24 hours from the time the Discharger becomes aware of the circumstances. A written report shall also be provided within five (5) days of the time the Discharger becomes aware of the circumstances. The report shall contain a description of the noncompliance and its cause; the period of noncompliance, including exact dates and times, and if the noncompliance has not been corrected, the anticipated time it is expected to continue; and steps taken or planned to reduce, eliminate, and prevent reoccurrence of the noncompliance.

For noncompliance related to combined sewer overflows, sanitary sewer overflows, or bypass events, these reports must include the data described above (with the exception of time of discovery) as well as the type of event (i.e., combined sewer overflow, sanitary sewer overflow, or bypass event), type of overflow structure (e.g., manhole, combined sewer overflow outfall), discharge volume untreated by the treatment works treating domestic sewage, types of human health and environmental impacts of the event, and whether the noncompliance was related to wet weather.

As of December 21, 2020, all reports related to combined sewer overflows, sanitary sewer overflows, or bypass events must be submitted to the Regional Water Board and must be submitted electronically to the initial recipient defined in Standard Provisions – Reporting V.J. The reports shall comply with 40 C.F.R. part 3, 40 C.F.R. section 122.22, and 40 C.F.R. part 127. The Regional Water Board may also require the Discharger to electronically submit reports not related to combined sewer overflows, sanitary sewer overflows, or bypass events under this section. (40 C.F.R. § 122.41(l)(6)(i).)

2. The following shall be included as information that must be reported within 24 hours:
 - a. Any unanticipated bypass that exceeds any effluent limitation in this Order. (40 C.F.R. § 122.41(l)(6)(ii)(A).)
 - b. Any upset that exceeds any effluent limitation in this Order. (40 C.F.R. § 122.41(l)(6)(ii)(B).)
3. The Regional Water Board may waive the above-required written report under this provision on a case-by-case basis if an oral report has been received within 24 hours. (40 C.F.R. § 122.41(l)(6)(iii).)

F. Planned Changes

The Discharger shall give notice to the Regional Water Board as soon as possible of any planned physical alterations or additions to the permitted facility. Notice is required under this provision only when (40 C.F.R. § 122.41(l)(1)):

1. The alteration or addition to a permitted facility may meet one of the criteria for determining whether a facility is a new source in 40 C.F.R. section 122.29(b) (40 C.F.R. § 122.41(l)(1)(i)); or
2. The alteration or addition could significantly change the nature or increase the quantity of pollutants discharged. This notification applies to pollutants that are not subject to effluent limitations in this Order. (Alternatively, for an existing manufacturing, commercial, mining, or silvicultural discharge as referenced in 40 C.F.R. section 122.42(a), this notification applies to pollutants that are subject neither to effluent limitations in this Order nor to notification requirements under 40 C.F.R. section 122.42(a)(1) (see Additional Provisions—Notification Levels VII.A.1.)) (40 C.F.R. § 122.41(l)(1)(ii).)

G. Anticipated Noncompliance

The Discharger shall give advance notice to the Regional Water Board or State Water Board of any planned changes in the permitted facility or activity that may result in noncompliance with this Order's requirements. (40 C.F.R. § 122.41(l)(2).)

H. Other Noncompliance

The Discharger shall report all instances of noncompliance not reported under Standard Provisions—Reporting V.C, V.D, and V.E above at the time monitoring reports are submitted. The reports shall contain the information listed in Standard Provision—Reporting V.E above. For noncompliance related to combined sewer overflows, sanitary sewer overflows, or bypass events, these reports shall contain the information described in Standard Provision – Reporting V.E and the applicable required data in appendix A to 40 C.F.R. part 127. The Regional Water Board may also require the Discharger to electronically submit reports not related to combined sewer overflows, sanitary sewer overflows, or bypass events under this section. (40 C.F.R. § 122.41(l)(7).)

I. Other Information

When the Discharger becomes aware that it failed to submit any relevant facts in a permit application, or submitted incorrect information in a permit application or in any report to the Regional Water Board, State Water Board, or U.S. EPA, the Discharger shall promptly submit such facts or information. (40 C.F.R. § 122.41(l)(8).)

J. Initial Recipient for Electronic Reporting Data

The owner, operator, or duly authorized representative is required to electronically submit NPDES information specified in appendix A to 40 C.F.R. part 127 to the initial recipient

defined in 40 C.F.R. section 127.2(b). U.S. EPA will identify and publish the list of initial recipients on its website and in the Federal Register, by state and by NPDES data group [see 40 C.F.R. § 127.2(c)]. U.S. EPA will update and maintain this list. (40 C.F.R. § 122.41(1)(9).)

VI. STANDARD PROVISIONS – ENFORCEMENT

- A.** The Regional Water Board is authorized to enforce the terms of this permit under several provisions of the Water Code, including, but not limited to, sections 13268, 13350, 13385, 13386, and 13387.

VII. ADDITIONAL PROVISIONS—NOTIFICATION LEVELS

A. Non-Municipal Facilities

Existing manufacturing, commercial, mining, and silvicultural dischargers shall notify the Regional Water Board as soon as they know or have reason to believe (40 C.F.R. § 122.42(a)):

- 1.** That any activity has occurred or will occur that would result in the discharge, on a routine or frequent basis, of any toxic pollutant that is not limited in this Order, if that discharge will exceed the highest of the following “notification levels” (40 C.F.R. § 122.42(a)(1)):
 - a.** 100 micrograms per liter ($\mu\text{g/L}$) (40 C.F.R. § 122.42(a)(1)(i));
 - b.** 200 $\mu\text{g/L}$ for acrolein and acrylonitrile; 500 $\mu\text{g/L}$ for 2,4-dinitrophenol and 2-methyl-4,6-dinitrophenol; and 1 milligram per liter (mg/L) for antimony (40 C.F.R. § 122.42(a)(1)(ii));
 - c.** Five (5) times the maximum concentration value reported for that pollutant in the Report of Waste Discharge (40 C.F.R. § 122.42(a)(1)(iii)); or
 - d.** The level established by the Regional Water Board in accordance with section 122.44(f). (40 C.F.R. § 122.42(a)(1)(iv).)
- 2.** That any activity has occurred or will occur that would result in the discharge, on a non-routine or infrequent basis, of any toxic pollutant that is not limited in this Order, if that discharge will exceed the highest of the following “notification levels” (40 C.F.R. § 122.42(a)(2)):
 - a.** 500 micrograms per liter ($\mu\text{g/L}$) (40 C.F.R. § 122.42(a)(2)(i));
 - b.** 1 milligram per liter (mg/L) for antimony (40 C.F.R. § 122.42(a)(2)(ii));
 - c.** Ten (10) times the maximum concentration value reported for that pollutant in the Report of Waste Discharge (40 C.F.R. § 122.42(a)(2)(iii)); or
 - d.** The level established by the Regional Water Board in accordance with section 40 C.F.R. 122.44(f). (40 C.F.R. § 122.42(a)(2)(iv).)

B. Publicly-Owned Treatment Works (POTWs)

All POTWs shall provide adequate notice to the Regional Water Board of the following (40 C.F.R. § 122.42(b)):

- 1.** Any new introduction of pollutants into the POTW from an indirect discharger that would be subject to CWA sections 301 or 306 if it were directly discharging those pollutants (40 C.F.R. § 122.42(b)(1)); and
- 2.** Any substantial change in the volume or character of pollutants being introduced into that POTW by a source introducing pollutants into the POTW at the time of adoption of this Order. (40 C.F.R. § 122.42(b)(2).)
- 3.** Adequate notice shall include information on the quality and quantity of effluent introduced into the POTW as well as any anticipated impact of the change on the quantity or quality of effluent to be discharged from the POTW. (40 C.F.R. § 122.42(b)(3).)

ATTACHMENT E – MONITORING AND REPORTING PROGRAM (MRP)

Contents

I.	General Monitoring Provisions.....	E-2
II.	Monitoring Locations.....	E-2
III.	Influent Monitoring Requirements	E-3
IV.	Effluent Monitoring Requirements	E-4
	A. Monitoring Locations EFF-001, EFF-002-D, and EFF-002	E-4
	B. Recycled Water Distribution	E-7
V.	Toxicity Testing Requirements.....	E-7
	A. Acute Toxicity	E-7
	B. Chronic Toxicity.....	E-8
VI.	Receiving Water Monitoring Requirements	E-12
VII.	Recycled Water Monitoring Requirements	E-12
VIII.	Reporting Requirements	E-14
	A. General Monitoring and Reporting Requirements	E-14
	B. Self-Monitoring Reports (SMRs).....	E-14
	C. Discharge Monitoring Reports (DMRs).....	E-17
	D. Annual Recycled Water Reports	E-17

Tables

Table E-1.	Monitoring Locations.....	E-2
Table E-2.	Influent Monitoring.....	E-3
Table E-3.	Effluent Monitoring – Monitoring Location EFF-001	E-4
Table E-4.	Effluent Monitoring – Monitoring Locations EFF-002-D and EFF-002.....	E-5
Table E-5.	Effluent Monitoring – Monitoring Location REC-001	E-7
Table E-6.	CIWQS Reporting Methods.....	E-15
Table E-7.	Monitoring Periods	E-15

ATTACHMENT E – MONITORING AND REPORTING PROGRAM (MRP)

Clean Water Act section 308 and 40 C.F.R. sections 122.41(h), 122.41(j)-(l), 122.44(i), and 122.48 require that all NPDES permits specify monitoring and reporting requirements. Water Code sections 13267 and 13383 also authorize the Regional Water Board to establish monitoring, inspection, entry, reporting, and recordkeeping requirements. This MRP establishes monitoring, reporting, and recordkeeping requirements that implement federal and State laws and regulations.

I. GENERAL MONITORING PROVISIONS

- A. The Discharger shall comply with this MRP. The Executive Officer may amend this MRP pursuant to 40 C.F.R. section 122.63. If any discrepancies exist between this MRP and the “Regional Standard Provisions, and Monitoring and Reporting Requirements (Supplement to Attachment D) for NPDES Wastewater Discharge Permits” (Attachment G), this MRP shall prevail.
- B. The Discharger shall conduct all monitoring in accordance with Attachment D, section III, as supplemented by Attachment G. Equivalent test methods must be more sensitive than those specified in 40 C.F.R. section 136 and must be specified in this permit.
- C. The Discharger shall ensure that results of the Discharge Monitoring Report-Quality Assurance (DMR-QA) Study or most recent Water Pollution Performance Evaluation Study are submitted annually to the State Water Board at the following address:
 - State Water Resources Control Board
 - Quality Assurance Program Officer
 - Office of Information Management and Analysis
 - 1001 I Street, Sacramento, CA 95814
- D. The Discharger shall implement a Quality Assurance-Quality Control Program for any onsite field tests (e.g., turbidity, pH, temperature, dissolved oxygen, conductivity, disinfectant residual) analyzed by a noncertified laboratory. The Discharger shall keep a manual onsite containing the steps followed in this program and must demonstrate sufficient capability to adequately perform these field tests (e.g., qualified and trained employees, properly calibrated and maintained field instruments). The program shall conform to U.S. EPA guidelines or other approved procedures.

II. MONITORING LOCATIONS

The Discharger shall establish the following monitoring locations to demonstrate compliance with the effluent limitations, discharge specifications, and other requirements in this Order:

Table E-1. Monitoring Locations

Sampling Location Type	Monitoring Location Name	Monitoring Location Description
Influent	INF-001	A point in the Treasure Island Wastewater Treatment Plant headworks at which all waste tributary to the system is present and preceding any phase of treatment that may alter influent character.

Sampling Location Type	Monitoring Location Name	Monitoring Location Description
Influent	INF-002	A point in the Treasure Island Water Resource Recovery Facility headworks at which all waste tributary to the system is present and preceding any phase of treatment that may alter influent character.
Effluent	EFF-001	A point in the Treasure Island Wastewater Treatment Plant after disinfection, at which all flow tributary to Discharge Point No. 001 is present.
Effluent	EFF-002-D	A point in the Treasure Island Water Resource Recovery Facility immediately after disinfection but prior to wetlands treatment.
Effluent	EFF-002	A point in the Treasure Island Water Resource Recovery Facility downstream of wetlands treatment at which all flow tributary to Discharge Point No. 002 is present.
Recycled Water	REC-001	A point in the Treasure Island Water Resource Recovery Facility after disinfection representative of all flow directed to offsite recycled water use.

III. INFLUENT MONITORING REQUIREMENTS

The Discharger shall monitor treatment plant influent at Monitoring Locations INF-001 and INF-002 as follows:

Table E-2. Influent Monitoring

Parameter	Units	Sample Type	Minimum Sampling Frequency
Flow ^[1]	MG/MGD	Continuous	Continuous/D
Biochemical Oxygen Demand (5-day @ 20°C) (BOD ₅) ^[2]	mg/L	C-24	1/Week
Total Suspended Solids (TSS) ^[2]	mg/L	C-24	1/Week
Cyanide, Total ^[3]	µg/L	Grab	1/Year

Unit Abbreviations:

MG = million gallons
MGD = million gallons per day
mg/L = milligrams per liter
µg/L = micrograms per liter

Sampling Types and Frequencies:

C-24 = 24-hour composite sample
Continuous = measured continuously
Continuous/D = measured continuously, and recorded and reported daily
1/Week = once per week
1/Year = twice per year

Footnotes:

- ^[1] The following flow information shall be reported in monthly self-monitoring reports:
- Daily average flow (MGD)
 - Total monthly flow volume (MG)
- ^[2] BOD₅ and TSS samples shall be collected concurrently with effluent samples once per week. The Discharger may collect additional samples during the same week, which are not required to be collected concurrently with effluent samples.
- ^[3] The Discharger may, at its option, analyze for cyanide as weak acid dissociable cyanide using protocols specified in 40 C.F.R. part 136, or an equivalent method in the latest Standard Method edition.

IV. EFFLUENT MONITORING REQUIREMENTS

A. Monitoring Locations EFF-001, EFF-002-D, and EFF-002

The Discharger shall monitor treatment plant effluent at Monitoring Location EFF-001 as follows:

Table E-3. Effluent Monitoring – Monitoring Location EFF-001

Parameter	Units	Sample Type	Minimum Sampling Frequency
Flow ^[1]	MG/MGD	Continuous	Continuous/D
Biochemical Oxygen Demand (5-day @ 20°C) (BOD ₅) ^[2]	mg/L	C-24	1/Week
Total Suspended Solids (TSS) ^[2]	mg/L	C-24	1/Week
Oil and Grease	mg/L	Grab	1/Quarter
pH	s.u.	Continuous ^[3]	Continuous/D
Temperature	°C	Grab	1/Week
Chlorine, Total Residual	mg/L	Continuous ^[4]	Continuous/2H
Ammonia, Total	mg/L as N	C-24	1/Month
Total Coliform Bacteria	MPN/100 mL ^[5]	Grab	1/Quarter
Enterococcus Bacteria ^[6]	CFU/100 mL ^[5]	Grab	1/Week
Bis(2-Ethylhexyl) Phthalate	µg/L	Grab	2/Year
Chlorodibromomethane	µg/L	C-24	1/Quarter
Copper, Total Recoverable	µg/L	C-24	1/Month
Cyanide, Total	µg/L	Grab	1/Month
Dioxin-TEQ	µg/L	Grab	1/Year
Acute Toxicity ^[7]	% survival	C-24	1/Quarter
Chronic Toxicity ^[8]	TU _c	C-24	2/Year
Remaining Priority Pollutants ^[9]	µg/L	Grab	1/Year

Abbreviations:

MG = million gallons
 MGD = million gallons per day
 mg/L = milligrams per liter
 s.u. = standard units
 mg/L as N = milligrams per liter as nitrogen
 µg/L = micrograms per liter
 % = percent
 TU_c = chronic toxicity units

Sampling Types and Frequencies:

C-24 = 24-hour composite
 Continuous = measured continuously
 Continuous/D = measured continuously, and recorded and reported daily
 Continuous/2H = measured continuously or, if infeasible, at least every 2 hours
 4/Week = four times per week
 2/Week = twice per week
 1/Week = once per week
 1/Month = once per month
 1/Quarter = once per quarter
 2/Year = twice per year
 1/Year = once per year

Footnotes:

- [1] The following flow information shall be reported in monthly self-monitoring reports:
- Daily average flow rate (MGD)
 - Total monthly flow volume (MG)
- [2] The percent removal for BOD₅ and TSS shall be reported for each calendar month in accordance with section IV.B of the Order. BOD₅ and TSS samples shall be collected concurrently with influent samples once per week. The Discharger may collect additional samples during the same week, which are not required to be collected concurrently with influent samples.
- [3] If pH is monitored continuously, the minimum and maximum for each day shall be reported in self-monitoring reports. If the Facility's continuous monitoring system is offline for essential maintenance, the minimum grab sample frequency shall be 2/Week.
- [4] Effluent residual chlorine concentrations shall be monitored continuously or, if the Facility's continuous monitoring system is offline for essential maintenance, a minimum of once every two hours. The Discharger shall describe all excursions of the chlorine limit in the transmittal letter of self-monitoring reports as required by Attachment G section V.C.1.a. If monitoring continuously, the Discharger shall report through data upload to CIWQS, from discrete readings of the continuous monitoring every hour on the hour, the maximum for each day and any other discrete hourly reading that exceed the effluent limit, and, for the purpose of mandatory minimum penalties required by Water Code section 13385(i), compliance shall be based only on these discrete readings. The Discharger shall retain continuous monitoring readings for at least three years. The Regional Water Board reserves the right to use all continuous monitoring data for discretionary enforcement.
- The Discharger may elect to use a continuous on-line monitoring system for measuring or determining that residual dechlorinating agent is present. This monitoring system may be used to prove that anomalous residual chlorine exceedances measured by on-line chlorine analyzers are false positives and are not valid total residual chlorine detections because it is chemically improbable to have chlorine present in the presence of sodium bisulfite. If Regional Water Board staff finds convincing evidence that chlorine residual exceedances are false positives, the exceedances are not violations of this Order's total residual chlorine limit.
- [5] Results may be reported as either MPN/100 mL if the laboratory method used provides results in MPN/100 mL or CFU/100 mL if the laboratory method used provides results in CFU/100 mL.
- [6] U.S. EPA Method 1600 or an equivalent method is suggested to measure culturable enterococci.
- [7] Acute bioassay tests shall be performed in accordance with MRP section V.A.
- [8] Chronic bioassay tests shall be performed in accordance with MRP section V.B.
- [9] The Discharger shall monitor for the pollutants listed in Attachment G, Table B.

After satisfying Provision VI.C.5.c and when the Planned Facility becomes operational, the Discharger shall monitor treatment plant effluent at Monitoring Locations EFF-002-D and EFF-002 as follows:

Table E-4. Effluent Monitoring – Monitoring Locations EFF-002-D and EFF-002

Parameter	Units	Sample Type	Minimum Sampling Frequency	Monitoring Location
Flow ^[1]	MG/MGD	Continuous	Continuous/D	EFF-002-D
Biochemical Oxygen Demand (5-day @ 20°C) (BOD ₅) ^[2]	mg/L	C-24	1/Week	EFF-002-D
Total Suspended Solids (TSS) ^[2]	mg/L	C-24	1/Week	EFF-002-D
Oil and Grease	mg/L	Grab	1/Quarter	EFF-002-D
pH	s.u.	Continuous ^[3]	Continuous/D ^[4]	EFF-002-D
Turbidity	NTU	Continuous ^[5]	Continuous/D	EFF-002-D
Temperature	°C	Grab	1/Month ^[4]	EFF-002-D
Ammonia, Total	mg/L as N	C-24	1/Month ^[4]	EFF-002-D
Total Coliform Bacteria	MPN/100 mL ^[6]	Grab	1/Quarter	EFF-002-D
Enterococcus Bacteria ^[7]	CFU/100 mL ^[6]	Grab	1/Week	EFF-002-D
Bis(2-Ethylhexyl) Phthalate	µg/L	Grab	2/Year	EFF-002-D

Parameter	Units	Sample Type	Minimum Sampling Frequency	Monitoring Location
Copper, Total Recoverable	µg/L	C-24	1/Month	EFF-002-D
Cyanide, Total	µg/L	Grab	1/Month	EFF-002-D
Dioxin-TEQ	µg/L	Grab	1/Year	EFF-002-D
Acute Toxicity ^[8]	% survival	C-24	1/Quarter	EFF-002-D
Chronic Toxicity ^[9]	TU _c	C-24	2/Year	EFF-002-D
Remaining Priority Pollutants ^[10]	µg/L	Grab	1 Year ^[11]	EFF-002-D
Standard Observations ^[12]	—	—	1/Week	EFF-002

Abbreviations:

MG = million gallons
 MGD = million gallons per day
 mg/L = milligrams per liter
 s.u. = standard units
 mg/L as N = milligrams per liter as nitrogen
 µg/L = micrograms per liter
 % = percent
 TU_c = chronic toxicity units

Sampling Types and Frequencies:

C-24 = 24-hour composite
 Continuous = measured continuously
 Continuous/D = measured continuously, and recorded and reported daily
 4/Week = four times per week
 2/Week = twice per week
 1/Week = once per week
 1/Month = once per month
 1/Quarter = once per quarter
 2/Year = twice per year
 1/Year = once per year

Footnotes:

- [1] The following flow information shall be reported in monthly self-monitoring reports:
- Daily average flow rate (MGD)
 - Total monthly flow volume (MG)
- [2] The percent removal for BOD₅ and TSS shall be reported for each calendar month in accordance with section IV.B of the Order. BOD₅ and TSS samples shall be collected concurrently with influent samples once per week. The Discharger may collect additional samples during the same week, which are not required to be collected concurrently with influent samples.
- [3] If pH is monitored continuously, the minimum and maximum for each day shall be reported in self-monitoring reports. If the Facility's continuous monitoring system is offline for essential maintenance, the minimum grab sample frequency shall be 4/Week.
- [4] Ammonia monitoring for compliance determination shall be performed on the same day as pH and temperature monitoring.
- [5] If turbidity is monitored continuously, monitoring may occur after membrane filtration but upstream of disinfection, and the maximum for each day shall be reported in self-monitoring reports. If the Facility's continuous monitoring system is offline for essential maintenance, the minimum grab sample frequency shall be 1/Day.
- [6] Results may be reported as either MPN/100 mL if the laboratory method used provides results in MPN/100 mL or CFU/100 mL if the laboratory method used provides results in CFU/100 mL.
- [7] U.S. EPA Method 1600 or an equivalent method is suggested to measure culturable enterococci.
- [8] Acute bioassay tests shall be performed in accordance with MRP section V.A.
- [9] Chronic bioassay tests shall be performed in accordance with MRP section V.B.
- [10] The Discharger shall monitor for the pollutants listed in Attachment G, Table B.
- [11] The Discharger shall monitor for all priority pollutants within one year of the Planned Facility becoming operational.

^[12] The Discharger shall make Standard Observations once per week at EFF-002. Standard Observations are specified in Attachment G section III.B.2.

B. Recycled Water Distribution

After satisfying Provision VI.C.5.c and when the Planned Facility becomes operational, the Discharger shall monitor treated wastewater directed to the recycled water distribution system at Monitoring Location REC-001 as follows:

Table E-5. Effluent Monitoring – Monitoring Location REC-001

Parameter	Units	Sample Type	Minimum Sampling Frequency
Flow ^[1]	MG/MGD	Continuous	Continuous/D

Abbreviations:

MGD = million gallons per day

Sampling Types and Frequencies:

Continuous = measured continuously

Continuous/D = measured continuously, and recorded and reported daily

Footnote:

^[1] The following flow information shall be reported in monthly self-monitoring reports:

- Daily average flow rate (MGD)
- Total monthly flow volume (MG)

V. TOXICITY TESTING REQUIREMENTS

A. Acute Toxicity

1. Compliance with the acute toxicity effluent limitations shall be evaluated at Monitoring Location EFF-001 by measuring survival of test organisms exposed to 96-hour static renewal bioassays. After satisfying Provision VI.C.5.c and when the Planned Facility becomes operational, acute toxicity effluent limitations shall be evaluated at Monitoring Location EFF-002-D by measuring survival of test organisms exposed to 96-hour static renewal bioassays.
2. Test organisms shall be rainbow trout (*Oncorhynchus mykiss*). Alternatively, the Executive Officer may specify a more sensitive organism or, if testing a particular organism proves unworkable, the most sensitive organism available.
3. All bioassays shall be performed according to the most up-to-date protocols in 40 C.F.R. part 136, currently *Methods for Measuring the Acute Toxicity of Effluents and Receiving Water to Freshwater and Marine Organisms*, 5th Edition (EPA-821-R-02-012). If these protocols prove unworkable, the Executive Officer and the Environmental Laboratory Accreditation Program may grant exceptions in writing upon the Discharger's request with justification.
4. If the Discharger demonstrates that specific identifiable substances in the discharge are rapidly rendered harmless upon discharge to the receiving water, compliance with the acute toxicity limit may be determined after test samples are adjusted to remove the influence of those substances. Written acknowledgement that the Executive

Officer concurs with the Discharger's demonstration and that the adjustment will not remove the influence of other substances must be obtained prior to any such adjustment. The Discharger may adjust the pH of acute toxicity samples prior to performing bioassays to minimize ammonia toxicity interference.

5. Bioassay monitoring shall include, on a daily basis, pH, dissolved oxygen, ammonia (if toxicity is observed), temperature, hardness, and alkalinity. These results shall be reported. If final or intermediate results of an acute bioassay test indicate a violation or threatened violation (e.g., the percentage of surviving test organisms is less than 70 percent), the Discharger shall initiate a new test as soon as practical and shall investigate the cause of the mortalities and report its findings in the next self-monitoring report. The Discharger shall repeat the test until a test fish survival rate of 90 percent or greater is observed. If the control fish survival rate is less than 90 percent, the bioassay test shall be restarted with new fish and shall continue as soon as practical until an acceptable test is completed (i.e., control fish survival rate is 90 percent or greater).

B. Chronic Toxicity

1. Monitoring Requirements

- a. **Sampling.** The Discharger shall collect 24-hour composite effluent samples at Monitoring Location EFF-001 for critical life stage toxicity tests as indicated below. After satisfying Provision VI.C.5.c and when the Planned Facility becomes operational, 24-hour composite effluent samples shall be collected at Monitoring Location EFF-002-D for critical life stage toxicity tests. For toxicity tests requiring renewals, the Discharger shall collect 24-hour composite samples on consecutive or alternating days.
- b. **Test Species.** The test species shall be the purple sea urchin (*Strongylocentrotus purpuratus*) unless a more sensitive species is identified. Sand dollar (*Dendraster excentricus*) may be used as an alternate species when *Strongylocentrotus purpuratus* is unavailable. If using these species proves unworkable, the Executive Officer may specify a different species in writing upon the Discharger's request with justification.

The Discharger shall conduct a screening chronic toxicity test as described in Appendix E-1, or as described in applicable State Water Board plan provisions that become effective after adoption of this Order, following any significant change in the nature of the effluent (i.e., after the Planned Facility becomes operational). If there is no significant change in the nature of the effluent, the Discharger shall conduct a screening test and submit the results with its application for permit reissuance. Upon completion of the chronic toxicity screening, the Discharger shall use the most sensitive species to conduct subsequent monitoring.

- c. **Frequency.** Chronic toxicity monitoring shall be as specified below:

- i. The Discharger shall monitor routinely twice per year.
- ii. At Discharge Point No. 001, the Discharger shall accelerate monitoring to monthly after exceeding a single-sample maximum of 10 TU_c. At Discharge Point No. 002, the Discharger shall accelerate monitoring to monthly after exceeding a single-sample maximum of 1 TU_c.

Based on the TU_c results, the Executive Officer may specify a different frequency for accelerated monitoring to ensure that accelerated monitoring provides useful information.

- iii. The Discharger shall return to routine monitoring if accelerated monitoring does not exceed the trigger in ii, above.
 - iv. If accelerated monitoring confirms consistent toxicity in excess of the trigger in ii, above, the Discharger shall continue accelerated monitoring and initiate toxicity reduction evaluation (TRE) procedures in accordance with section V.B.3, below.
 - v. The Discharger shall return to routine monitoring after implementing appropriate elements of the TRE, and either the toxicity drops below the trigger in ii, above, or, based on the TRE results, the Executive Officer determines that accelerated monitoring would no longer provide useful information.
 - vi. Monitoring conducted pursuant to a TRE shall satisfy the requirements for routine and accelerated monitoring while the TRE is underway.
- d. Methodology.** Sample collection, handling, and preservation shall be in accordance with U.S. EPA protocols. Bioassays shall be conducted in compliance with the most recently promulgated test methods, as shown in Appendix E-2. These are *Short-Term Methods for Estimating the Chronic Toxicity of Effluents and Receiving Waters to West Coast Marine and Estuarine Organisms*, currently 1st edition (EPA/600/R-95-136), *Short-Term Methods for Estimating the Chronic Toxicity of Effluents and Receiving Waters to Marine and Estuarine Organisms*, currently 3rd edition (EPA-821-R-02-014) and *Short-Term Methods for Estimating the Chronic Toxicity of Effluents and Receiving Waters to Freshwater Organisms*, currently 4th edition (EPA-821-R2-02-013). If these protocols prove unworkable, the Executive Officer and the Environmental Laboratory Accreditation Program may grant exceptions in writing upon the Discharger's request with justification.

If the Discharger demonstrates that specific identifiable substances in the discharge are rapidly rendered harmless upon discharge to the receiving water, compliance with the chronic toxicity limit may be determined after test samples are adjusted to remove the influence of those substances. The adjustment shall not remove the influence of other substances. Written acknowledgement that the Executive Officer concurs with the Discharger's demonstration must be obtained prior to any such adjustment.

- e. **Dilution Series.** The Discharger shall conduct tests at 50%, 20%, 10%, 5%, and 2.5% at Monitoring Location EFF-001. After satisfying Provision VI.C.5.c and when the Planned Facility becomes operational, the Discharger shall conduct tests at Monitoring Location EFF-002-D with a dilution series consistent with the screening phase monitoring required by Appendix E-1. The “%” represents percent effluent as discharged. Test sample pH may be controlled to the level of the effluent sample as received prior to being salted up.

2. Reporting Requirements

- a. The Discharger shall provide toxicity test results with self-monitoring reports and shall include the following, at a minimum, for each test:
 - i. Sample date
 - ii. Test initiation date
 - iii. Test species
 - iv. End point values for each dilution (e.g., number of young, growth rate, percent survival)
 - v. No Observable Effect Level (NOEL) values in percent effluent. The NOEL shall equal the IC₂₅ or EC₂₅ (see MRP Appendix E-1). If the IC₂₅ or EC₂₅ cannot be statistically determined, the NOEL shall equal the No Observable Effect Concentration (NOEC) derived using hypothesis testing. The NOEC is the maximum percent effluent concentration that causes no observable effect on test organisms based on a critical life stage toxicity test.
 - vi. IC₁₅, IC₂₅, IC₄₀, and IC₅₀ values (or EC₁₅, EC₂₅, EC₄₀, and EC₅₀) as percent effluent
 - vii. TU_c values (100/NOEL and upper and lower confidence intervals)
 - viii. Mean percent mortality (±s.d.) after 96 hours in 100% effluent (if applicable)
 - ix. IC₅₀ or EC₅₀ values for reference toxicant tests
 - x. Available water quality measurements for each test (e.g., pH, dissolved oxygen, temperature, conductivity, hardness, salinity, ammonia)

3. Toxicity Reduction Evaluation (TRE)

- a. The Discharger shall prepare a generic TRE work plan within 90 days of the effective date of this Order to be ready to respond to toxicity events. The Discharger shall review and update the work plan as necessary so that it remains current and applicable to the discharge and discharge facilities.

- b.** Within 30 days of exceeding the chronic toxicity trigger in section V.B.1.C.ii, above, the Discharger shall submit a TRE work plan, which shall be the generic work plan revised as appropriate for this toxicity event after consideration of available discharge data.
- c.** Within 30 days of completing an accelerated monitoring test observed to exceed the trigger in section V.B.1.c.ii, above, the Discharger shall initiate a TRE in accordance with a TRE work plan that incorporates any and all Executive Officer comments.
- d.** The TRE shall be specific to the discharge and be in accordance with current technical guidance and reference materials, including U.S. EPA guidance materials. The Discharger shall conduct the TRE as a tiered evaluation as summarized below:
 - i.** Tier 1 shall consist of basic data collection (routine and accelerated monitoring).
 - ii.** Tier 2 shall consist of evaluation of treatment process, including operational practices and in-plant process chemicals.
 - iii.** Tier 3 shall consist of a toxicity identification evaluation (TIE).
 - iv.** Tier 4 shall consist of a toxicity source evaluation.
 - v.** Tier 5 shall consist of a toxicity control evaluation, including options for modifications of in-plant treatment processes.
 - vi.** Tier 6 shall consist of implementation of selected toxicity control measures, and follow-up monitoring and confirmation of implementation success.
- e.** The Discharger may end the TRE at any stage if monitoring finds there is no longer consistent toxicity (i.e., compliance with the trigger in section V.B.1.c.ii).
- f.** The objective of the TIE shall be to identify the substance or combination of substances causing the observed toxicity. The Discharger shall employ all reasonable efforts using currently available TIE methodologies.
- g.** As toxic substances are identified or characterized, the Discharger shall continue the TRE by determining the sources and evaluating alternative strategies for reducing or eliminating the toxic substances from the discharge. The Discharger shall take all reasonable steps to reduce toxicity to levels below the chronic toxicity trigger.
- h.** Many recommended TRE elements parallel required or recommended efforts related to source control, pollution prevention, and stormwater control programs. TRE efforts should be coordinated with such efforts. To prevent duplication of

efforts, evidence of complying with requirements or recommended efforts of such programs may be acceptable to demonstrate compliance with TRE requirements.

VI. RECEIVING WATER MONITORING REQUIREMENTS

The Discharger shall continue to participate in the Regional Monitoring Program (RMP), which collects data on pollutants and toxicity in San Francisco Bay water, sediment, and biota.

VII. RECYCLED WATER MONITORING REQUIREMENTS

After satisfying Provision VI.C.5.c and when the Planned Facility becomes operational, the Discharger shall comply with the following recycled water monitoring requirements. The Executive Officer may modify these requirements to reflect any changes made to the requirements of State Water Board Order No. WQ 2019-0037-EXEC (Amending Monitoring and Reporting Programs for Waste Discharge Requirements, Water Reclamation Requirements, Master Recycling permits, and General Waste Discharge Requirements).

- A. Influent.** The Discharger shall monitor the monthly volume of influent to the treatment plant.
- B. Production.** The Discharger shall monitor the monthly volume for each level of treated effluent (e.g., secondary or tertiary) from the treatment plant.
- C. Discharge.** The Discharger shall monitor the monthly volumes discharged to each of the following, for each level of treated effluent (e.g., secondary or tertiary) from the treatment plant:
 - 1. Inland surface waters, specifying volume required to maintain minimum instream flow;
 - 2. Enclosed bays, estuaries and coastal lagoons, and ocean waters;
 - 3. Natural systems, such as wetlands, wildlife habitats, and duck clubs, where augmentation or restoration has occurred, and that are not part of a wastewater treatment plant or water recycling treatment plant;
 - 4. Underground injection wells, such as those classified by U.S. EPA's Underground Injection Control Program, excluding groundwater recharge via subsurface application intended to reduce seawater intrusion into a coastal aquifer with a seawater interface; and
 - 5. Land, where beneficial use is not taking place, including evaporation or percolation ponds, overland flow, or spray irrigation disposal, excluding pasture or fields with harvested crops.
- D. Reuse.** The Discharger shall monitor the following in compliance with California Code of Regulations, title 22:

1. Monthly volume of recycled water distributed; and
2. Annual volumes of treated wastewater distributed for use in each of the use categories listed below:
 - a. Agricultural irrigation: pasture or crop irrigation;
 - b. Landscape irrigation: irrigation of parks, greenbelts, and playgrounds; school yards; athletic fields; cemeteries; residential landscaping, common areas; commercial landscaping; industrial landscaping; and freeway, highway, and street landscaping;
 - c. Golf course irrigation: irrigation of golf courses, including water used to maintain aesthetic impoundments within golf courses;
 - d. Commercial application: commercial facilities, business use (such as laundries and office buildings), car washes, retail nurseries, and appurtenant landscaping that is not separately metered;
 - e. Industrial application: manufacturing facilities, cooling towers, process water, and appurtenant landscaping that is not separately metered;
 - f. Geothermal energy production: augmentation of geothermal fields;
 - g. Other non-potable uses: including but not limited to dust control, flushing sewers, fire protection, fill stations, snow making, and recreational impoundments;
 - h. Groundwater recharge: the planned use of recycled water for replenishment of a groundwater basin or an aquifer that has been designated as a source of water supply for a public water system. Includes surface or subsurface application, except for seawater intrusion barrier use;
 - i. Seawater intrusion barrier: groundwater recharge via subsurface application intended to reduce seawater intrusion into a coastal aquifer with a seawater interface;
 - j. Reservoir water augmentation: the planned placement of recycled water into a raw surface water reservoir used as a source of domestic drinking water supply for a public water system, as defined in Health and Safety Code section 116275, or into a constructed system conveying water to such a reservoir (Water Code § 13561);
 - k. Raw water augmentation: the planned placement of recycled water into a system of pipelines or aqueducts that delivers raw water to a drinking water treatment plant that provides water to a public water system as

defined in Health and Safety Code section 116275 (Water Code § 13561);
and

- I. Other potable uses: both indirect and direct potable reuse other than for groundwater recharge, seawater intrusion barrier, reservoir water augmentation, or raw water augmentation.

VIII. REPORTING REQUIREMENTS

A. General Monitoring and Reporting Requirements

The Discharger shall comply with all Standard Provisions (Attachments D and G) related to monitoring, reporting, and recordkeeping.

B. Self-Monitoring Reports (SMRs)

1. **SMR Format.** The Discharger shall electronically submit SMRs using the State Water Board's California Integrated Water Quality System (CIWQS) website (http://www.waterboards.ca.gov/water_issues/programs/ciwqs). The CIWQS website will provide additional information for SMR submittal in the event of a planned service interruption for electronic submittal.

2. **SMR Due Dates and Contents.** The Discharger shall submit SMRs by the due dates, and with the contents, specified below:

- a. **Monthly SMRs** — Monthly SMRs shall be due 30 days after the end of each calendar month, covering that calendar month. The monthly SMR shall contain the applicable items described in sections V.B and V.C of both Attachments D and G of this Order. See Provision VI.C.2 (Effluent Characterization Study and Report) of this Order for information that must also be reported with monthly SMRs.

Monthly SMRs shall include all new monitoring results obtained since the last SMR was submitted. If the Discharger monitors any pollutant more frequently than required by this Order, the Discharger shall include the results of such monitoring in the calculations and reporting for the SMR.

- b. **Annual SMR** — Annual SMRs shall be due February 1 each year, covering the previous calendar year. The annual SMR shall contain the items described in Attachment G section V.C.1.f. See also Provision VI.C.2 (Effluent Characterization Study and Report) of this Order for requirements to submit reports with the annual SMR.

3. **Specifications for Submitting SMRs to CIWQS** — The Discharger shall submit analytical results and other information using one of the following methods:

Table E-6. CIWQS Reporting Methods

Parameter	EDF/CDF data upload or manual entry	Attached File
All parameters identified in influent, effluent, and receiving water monitoring tables (except Dissolved Oxygen and Temperature)	Required for all results	-
Dissolved Oxygen Temperature	Required for monthly maximum and minimum results only ^[1]	Discharger may use this method for all results or keep records
Antimony Arsenic Beryllium Cadmium Chromium Copper Cyanide Lead Mercury Nickel Selenium	Silver Thallium Zinc Dioxins & Furans (by U.S. EPA Method 1613) Other Pollutants (by U.S. EPA Methods 601, 602, 608, 610, 614, 624, and 625)	Required for all results ^[2] -
Volume and Duration of Blended Discharge ^[3]	Required for all blended effluent discharges	-
Analytical Method	Not required (Discharger may select “data unavailable”) ^[1]	-
Collection Time Analysis Time	Not required (Discharger may select “0:00”) ^[1]	-

Footnotes:

- ^[1] The Discharger shall continue to monitor at the minimum frequency specified in this MRP, keep records of the measurements, and make the records available upon request.
- ^[2] These parameters require EDF/CDF data upload or manual entry regardless of whether monitoring is required by this MRP or other provisions of this Order (except for biosolids, sludge, or ash provisions).
- ^[3] The requirement for volume and duration of blended discharge applies only if this Order authorizes the Discharger to discharge blended effluent.

The Discharger shall arrange all reported data in a tabular format and summarize data to clearly illustrate whether the Facility is operating in compliance with effluent limitations. The Discharger is not required to duplicate the submittal of data entered in a tabular format within CIWQS. When electronic submittal of data is required and CIWQS does not provide for entry into a tabular format, the Discharger shall electronically submit the data in a tabular format as an attachment.

4. Monitoring Periods. Monitoring periods for all required monitoring shall be as set forth below unless otherwise specified:

Table E-7. Monitoring Periods

Sampling Frequency	Monitoring Locations INF-001 and EFF-001 Monitoring Period Begins On...	Monitoring Locations INF-002, EFF-002-D, EFF-002, and REC-001 Monitoring Period Begins On...	Monitoring Period
Continuous/D	Order effective date	Date discharge from Discharge Point No. 002 commences	All times

Sampling Frequency	Monitoring Locations INF-001 and EFF-001 Monitoring Period Begins On...	Monitoring Locations INF-002, EFF-002-D, EFF-002, and REC-001 Monitoring Period Begins On...	Monitoring Period
1/Day	Order effective date	Date discharge from Discharge Point No. 002 commences	Any 24-hour period that reasonably represents a calendar day for sampling purposes (e.g., beginning at midnight and continuing through 11:59 p.m.)
1/Week 2/Week 4/Week	First Sunday following or on Order effective date	First Sunday following or on date discharge from Discharge Point No. 002 commences	Sunday through Saturday
1/Month	First day of calendar month following or on Order effective date	First day of calendar month following or on date discharge from Discharge Point No. 002 commences	First day of calendar month through last day of calendar month
1/Quarter	Closest January 1, April 1, July 1, or October 1 before or after Order effective date ^[1]	Closest January 1, April 1, July 1, or October 1 before or after date discharge from Discharge Point No. 002 commences	January 1 through March 31 April 1 through June 30 July 1 through September 30 October 1 through December 31
2/Year	Closest January 1 or July 1 before or after Order effective date ^[1]	Closest January 1 or July 1 before or after date discharge from Discharge Point No. 002 commences	January 1 through June 30 July 1 through December 31
1/Year	Closest January 1 before or after Order effective date ^[1]	Closest January 1 before or after date discharge from Discharge Point No. 002 commences	January 1 through December 31
Once	Order effective date	Date discharge from Discharge Point No. 002 commences	Once during the permit term within 12 months prior to applying for permit reissuance, if possible

Footnote:

^[1] Monitoring performed during the previous order term may be used to satisfy monitoring required by this Order.

5. RL and MDL Reporting. The Discharger shall report with each sample result the Reporting Level (RL) and Method Detection Limit (MDL) as determined by the procedure in 40 C.F.R. part 136. The Discharger shall report the results of analytical determinations for the presence of chemical constituents in a sample using the following reporting protocols:

- a. Sample results greater than or equal to the RL shall be reported as measured by the laboratory (i.e., the measured chemical concentration in the sample).
- b. Sample results less than the RL, but greater than or equal to the laboratory's MDL, shall be reported as "Detected, but Not Quantified," or DNQ. The estimated chemical concentration of the sample shall also be reported.

For purposes of data collection, the laboratory shall write the estimated chemical concentration next to DNQ. The laboratory may, if such information is available, include numerical estimates of the data quality for the reported result. Numerical estimates of data quality may be percent accuracy (+/- a percentage of the reported value), numerical ranges (low to high), or any other means the laboratory considers appropriate.

- c. Sample results less than the laboratory's MDL shall be reported as "Not Detected", or ND.
 - d. The Discharger shall instruct laboratories to establish calibration standards so that the minimum level (ML) value (or its equivalent if there is differential treatment of samples relative to calibration standards) is the lowest calibration standard. At no time is the Discharger to use analytical data derived from extrapolation beyond the lowest point of the calibration curve.
- 6. Compliance Determination.** Compliance with effluent limitations shall be determined using sample reporting protocols defined above and in the Fact Sheet and Attachments A, D, and G. For purposes of reporting and administrative enforcement by the Regional Water Board and State Water Board, the Discharger shall be deemed out of compliance with effluent limitations if the concentration of the pollutant in the monitoring sample is greater than the effluent limitation and, if applicable, greater than or equal to the RL.

C. Discharge Monitoring Reports (DMRs)

DMRs are U.S. EPA reporting requirements. The Discharger shall electronically certify and submit DMRs together with SMRs using the Electronic Self-Monitoring Reports module eSMR 2.5 or the latest upgraded version. Electronic DMR submittal shall be in addition to electronic SMR submittal. Information about electronic DMR submittal is available at the DMR website at http://www.waterboards.ca.gov/water_issues/programs/discharge_monitoring.

D. Annual Recycled Water Reports

The Discharger shall electronically submit annual reports to the State Water Board by April 30 each year covering the previous calendar year using the State Water Board's GeoTracker website (<http://geotracker.waterboards.ca.gov>) under a site-specific global identification number. For the 2020 calendar year, the Discharger shall submit a report by April 30, 2021, covering January through December 2020. The annual report shall include the elements specified in Attachment E section VIII.

Information for setting up and using the GeoTracker system can be found in the *ESI Guide for Responsible Parties* document on the State Water Board's website (https://www.waterboards.ca.gov/ust/electronic_submittal/index.html).

APPENDIX E-1
CHRONIC TOXICITY
DEFINITION OF TERMS AND SCREENING PHASE REQUIREMENTS

I. DEFINITION OF TERMS

- A. No observed effect level (NOEL) for compliance determination is equal to IC₂₅ or EC₂₅. If the IC₂₅ or EC₂₅ cannot be statistically determined, the NOEL shall be equal to the NOEC derived using hypothesis testing.
- B. Effective concentration (EC) is a point estimate of the toxicant concentration that would cause an adverse effect on a quantal, “all or nothing,” response (such as death, immobilization, or serious incapacitation) in a given percent of the test organisms. If the effect is death or immobility, the term lethal concentration (LC) may be used. EC values may be calculated using point estimation techniques such as probit, logit, and Spearman-Kärber. EC₂₅ is the concentration of toxicant (in percent effluent) that causes a response in 25 percent of the test organisms.
- C. Inhibition concentration (IC) is a point estimate of the toxicant concentration that would cause a given percent reduction in a nonlethal, nonquantal biological measurement, such as growth. For example, an IC₂₅ is the estimated concentration of toxicant that would cause a 25 percent reduction in average young per female or growth. IC values may be calculated using a linear interpolation method such as U.S. EPA's Bootstrap Procedure.
- D. No observed effect concentration (NOEC) is the highest tested concentration of an effluent or a toxicant at which no adverse effects are observed on the aquatic test organisms at a specific time of observation. It is determined using hypothesis testing.

II. CHRONIC TOXICITY SCREENING PHASE REQUIREMENTS

- A. The Discharger shall perform screening phase monitoring:
 - 1. Subsequent to any significant change in the nature of the effluent discharged through changes in sources or treatment, except those changes resulting from reductions in pollutant concentrations attributable to source control efforts, or
 - 2. Prior to permit reissuance. Screening phase monitoring data shall be included in the NPDES permit application for reissuance. The information shall be as recent as possible, but may be based on screening phase monitoring conducted within 5 years before the permit expiration date.
- B. Design of the screening phase shall, at a minimum, consist of the following elements:
 - 1. Use of test species specified in Appendix E-2, attached, and use of the protocols referenced in those tables.
 - 2. Two stages:

APPENDIX E-2
SUMMARY OF TOXICITY TEST SPECIES REQUIREMENTS

Table AE-1. Critical Life Stage Toxicity Tests for Estuarine Waters

Species	(Scientific Name)	Effect	Test Duration	Reference
Alga	<i>(Skeletonema costatum)</i> <i>(Thalassiosira pseudonana)</i>	Growth rate	4 days	1
Red alga	<i>(Champia parvula)</i>	Number of cystocarps	7–9 days	3
Giant kelp	<i>(Macrocystis pyrifera)</i>	Percent germination; germ tube length	48 hours	2
Abalone	<i>(Haliotis rufescens)</i>	Abnormal shell development	48 hours	2
Oyster Mussel	<i>(Crassostrea gigas)</i> <i>(Mytilus edulis)</i>	Abnormal shell development; percent survival	48 hours	2
Echinoderms - Urchins Sand dollar	<i>(Strongylocentrotus purpuratus, S. franciscanus)</i> <i>(Dendraster excentricus)</i>	Percent fertilization or larval development	1 hour or 72 hours	2
Shrimp	<i>(Americamysis bahia)</i>	Percent survival; growth	7 days	3
Shrimp	<i>(Holmesimysis costata)</i>	Percent survival; growth	7 days	2
Topsmelt	<i>(Atherinops affinis)</i>	Percent survival; growth	7 days	2
Silversides	<i>(Menidia beryllina)</i>	Larval growth rate; percent survival	7 days	3

Toxicity Test References:

1. American Society for Testing Materials (ASTM). 1990. Standard Guide for Conducting Static 96-Hour Toxicity Tests with Microalgae. Procedure E 1218-90. ASTM, Philadelphia, PA.
2. Short-term Methods for Estimating the Chronic Toxicity of Effluent and Receiving Waters to West Coast Marine and Estuarine Organisms. EPA/600/R-95/136. August 1995.
3. Short-term Methods for Estimating the Chronic Toxicity of Effluent and Receiving Waters to Marine and Estuarine Organisms. EPA/821/R-02/014. October 2002.

Table AE-2. Critical Life Stage Toxicity Tests for Fresh Waters

Species	(Scientific Name)	Effect	Test Duration	Reference
Fathead minnow	<i>(Pimephales promelas)</i>	Survival; growth rate	7 days	4
Water flea	<i>(Ceriodaphnia dubia)</i>	Survival; number of young	7 days	4
Alga	<i>(Selenastrum capricornutum)</i>	Final cell density	4 days	4

Toxicity Test Reference:

1. Short-term Methods for Estimating the Chronic Toxicity of Effluents and Receiving Waters to Freshwater Organisms, fourth Edition Chronic manual (EPA-821-R-02-013, October 2002).

Table AE-3. Toxicity Test Requirements for Stage One Screening Phase

Requirements	Receiving Water Characteristics		
	Discharges to Ocean	Discharges to Marine or Estuarine Water (San Francisco Bay) ^[1]	Discharges to Freshwater ^[1]
Taxonomic diversity	1 plant 1 invertebrate 1 fish	1 plant 1 invertebrate 1 fish	1 plant 1 invertebrate 1 fish
Number of tests of each salinity type: Freshwater ^[2] Marine/Estuarine	0 4	1 or 2 3 or 4	3 0
Total number of tests	4	5	3

Footnotes:

- ^[1] (a) Marine refers to receiving water salinities greater than 10 part per thousand (ppt) at least 95 percent of the time during a normal water year.
(b) Freshwater refers to receiving water with salinities less than 1 ppt at least 95 percent of the time during a normal water year.
(c) Estuarine refers to receiving water salinities that fall between those of marine and freshwater, as described above.
- ^[2] The freshwater species may be substituted with marine species if:
 - (a) The salinity of the effluent is above 1 ppt greater than 95 percent of the time, or
 - (b) The ionic strength (TDS or conductivity) of the effluent at the test concentration used to determine compliance is documented to be toxic to the test species.

ATTACHMENT F – FACT SHEET

Contents

I.	Permit Information.....	F-3
II.	Facility Description.....	F-5
	A. Wastewater and Biosolids Treatment.....	F-5
	B. Discharge Points and Receiving Waters	F-7
	C. Previous Requirements and Monitoring Data	F-8
	D. Compliance Summary	F-9
III.	Applicable Plans, Policies, and Regulations.....	F-11
IV.	Rationale For Effluent Limitations and Discharge Specifications	F-14
	A. Discharge Prohibitions	F-15
	B. Technology-Based Effluent Limitations	F-17
	1. Scope and Authority.....	F-17
	2. Effluent Limitations	F-17
	C. Water Quality-Based Effluent Limitations (WQBELs).....	F-18
	1. Scope and Authority.....	F-18
	2. Beneficial Uses and Water Quality Criteria and Objectives	F-19
	3. Need for Water Quality-Based Effluent Limitations (Reasonable Potential Analysis).....	F-23
	4. Water Quality-Based Effluent Limitations (WQBELs).....	F-29
	D. Discharge Requirement Considerations	F-39
V.	Rationale for Receiving Water Limitations	F-40
VI.	Rationale for Provisions.....	F-40
	A. Standard Provisions.....	F-40
	B. Monitoring and Reporting.....	F-41
	C. Special Provisions	F-41
	1. Reopener Provisions.....	F-41
	2. Effluent Characterization Study and Report	F-41
	3. Pollutant Minimization Program.....	F-41
	4. Special Provisions for Publicly-Owned Treatment Works (POTWs).....	F-42
	5. Other Special Provisions	F-42
VII.	Rationale for Monitoring and Reporting Program (MRP).....	F-44
VIII.	Public Participation.....	F-46

Tables

Table F-1. Facility Information.....	F-3
Table F-2. Previous Effluent Limitations and Monitoring Data.....	F-8
Table F-3. Effluent Limitation Violations	F-9
Table F-4. Collection System and Category 1 SSO Rates (SSO per 100 miles).....	F-10
Table F-5. Basin Plan Beneficial Uses	F-12
Table F-6. Secondary Treatment Standards.....	F-17
Table F-7. Site-Specific Translators	F-23
Table F-8. Reasonable Potential Analysis	F-25
Table F-9. Minimum Initial Dilution at Discharge Point No. 001.....	F-30
Table F-10. Mixing Zone Analysis Results at Discharge Point No. 002.....	F-32
Table F-11a. WQBEL Calculations – Facility.....	F-35
Table F-11b. WQBEL Calculations – Planned Facility.....	F-37
Table F-12. Monitoring Requirements Summary.....	F-45

ATTACHMENT F – FACT SHEET

This Fact Sheet includes the legal requirements and technical rationale that serve as the basis for the requirements of this Order. As described in section II.B of the Order, the Regional Water Board incorporates this Fact Sheet as findings supporting the issuance of the Order.

I. PERMIT INFORMATION

The following table summarizes administrative information related to the Treasure Island Wastewater Treatment Plant and its collection system, and the planned Treasure Island Water Resource Recovery Facility and its collection system:

Table F-1. Facility Information

WDID	2 386013001
CIWQS Place ID	266328
Discharger	U.S. Department of Navy
Facility Name	Facility: Treasure Island Wastewater Treatment Plant and its collection system Planned Facility: Treasure Island Water Resource Recovery Facility and its collection system
Facility Address	1220 Avenue M San Francisco, CA 94130 San Francisco County
Facility Contact, Title, Phone	Patricia McFadden, Base Operations Manager, (415) 743-4720
Authorized Person to Sign and Submit Reports	Same as Facility Contact
Mailing Address	1 Avenue of the Palms, Suite 161 San Francisco, CA 94130
Billing Address	Same as Mailing Address
Facility Type	Publicly-Owned Treatment Works (POTW)
Major or Minor Facility	Major
Threat to Water Quality	1
Complexity	A
Pretreatment Program	No
Reclamation Requirements	Facility: Not Applicable Planned Facility: WQ 2016-0068-DDW
Mercury and PCBs Requirements	NPDES Permit No. CA0038849
Nutrients	NPDES Permit No. CA0038873
Facility Permitted Flow	Facility: 2.0 million gallons per day (MGD) average dry weather flow Planned Facility: 1.3 million gallons per day (MGD) average dry weather flow
Facility Design Flow	Facility: 2.0 MGD average dry weather design flow, 4.4 MGD wet weather capacity Planned Facility: 1.3 MGD average dry weather design flow, 3.9 MGD wet weather capacity
Watershed	San Francisco Bay
Receiving Water	Central San Francisco Bay
Receiving Water Type	Marine

- A. The U.S. Navy (Discharger) owns the Treasure Island Wastewater Treatment Plant, which treats municipal wastewater from Treasure Island and Yerba Buena Island in the City of San Francisco. The Treasure Island Development Authority (TIDA) is the contract operator for the plant and its associated collection system (collectively, the Facility) under a cooperative

agreement between the Discharger and the City and County of San Francisco. The San Francisco Public Utilities Commission operates and maintains the Facility pursuant to a Memorandum of Understanding with TIDA that is subject to renewal annually.

As part of a comprehensive redevelopment of Treasure Island, the Discharger is in the process of transferring ownership of the Facility to TIDA. It has already transferred portions of its collection system; it expects to transfer the remainder of the collection system and the Treasure Island Wastewater Treatment Plant by 2022. If and when the ownership transfer of the Facility occurs, this Order may be transferred from the U.S. Navy to TIDA in accordance with Attachment D section II.C.

During the Order term, the City and County of San Francisco plans to construct a new wastewater treatment plant, the Treasure Island Water Resource Recovery Facility, to replace the existing plant. San Francisco will own, operate, and maintain the new plant, which it expects to complete in 2024. TIDA plans to decommission the existing plant once the new plant is operational.

After TIDA completes collection system upgrades (see Fact Sheet section II.A.2.b below), it expects to transfer ownership of the system to the City and County of San Francisco. The new plant and any portions of the collection system owned by the City and County of San Francisco (collectively, Planned Facility) may be covered under this Order if a transfer is completed in accordance with Attachment D section II.C.

For the purposes of this Order, references to the “discharger” or “permittee” in applicable federal and State laws, regulations, plans, or policy are held to be equivalent to references to the Discharger herein.

- B.** The Discharger is regulated pursuant to National Pollutant Discharge Elimination System (NPDES) Permit No. CA0110116. It was previously subject to Order No. R2-2015-0004 (previous order). The Discharger filed a Report of Waste Discharge and applied for reissuance of its Waste Discharge Requirements (WDRs) and NPDES permit on June 6, 2019.

The Discharger is authorized to discharge subject to the WDRs in this Order at the discharge locations described in Table 2 of this Order. Regulations in 40 C.F.R. section 122.46 limit the duration of NPDES permits to a fixed term not to exceed five years. Accordingly, Table 3 of this Order limits the effective period for the discharge authorization. Pursuant to California Code of Regulations, title 23, section 2235.4, the terms and conditions of an expired permit are automatically continued pending reissuance of the permit if the Discharger complies with all requirements for continuation of expired permits (40 C.F.R § 122.6[d]).

- C.** Order No. R2-2016-0008 amended the previous order to provide for an alternate monitoring program and remains in effect with this Order. The discharge is also regulated under NPDES Permit Nos. CA0038849 and CA0038873, which establish requirements on mercury and polychlorinated biphenyls (PCBs) and nutrients from wastewater discharges to San Francisco Bay. This Order does not affect those permits.

- D.** When applicable, State law requires dischargers to file a petition with the State Water Resources Control Board (State Water Board), Division of Water Rights, and receive approval for any change in the point of discharge, place of use, or purpose of use of treated wastewater that decreases the flow in any portion of a watercourse. The State Water Board retains separate jurisdictional authority to enforce such requirements under Water Code section 1211. This is not an NPDES permit requirement.

II. FACILITY DESCRIPTION

This section provides information about the Facility and Planned Facility. Requirements related to the Planned Facility apply only if the Discharger satisfies Provision VI.C.5.c of the Order.

A. Wastewater and Biosolids Treatment

1. Location and Service Area

- a. Facility.** The existing wastewater treatment plant is located at 1220 Avenue M on Treasure Island in San Francisco. It provides secondary treatment of domestic and commercial wastewater from Treasure Island and Yerba Buena Island, located in San Francisco Bay. The Facility serves a population of approximately 2,500. A few commercial facilities exist within the Facility's service area, but no manufacturing industries.
- b. Planned Facility.** The Treasure Island Water Resource Recovery Facility will be located adjacent to the existing plant and will provide tertiary treatment of wastewater from Treasure Island and Yerba Buena Island. The Planned Facility is anticipated to serve 8,000 homes, up to three hotels, and various restaurants, retail, and outdoor recreation and entertainment venues.

2. Collection Systems

- a. Facility.** Treasure Island has separate stormwater and sanitary sewer systems. The Discharger transferred ownership of approximately 70 percent of the former Treasure Island naval base, including the underlying collection system, to TIDA between May 2015 and October 2019. The portions of collection system owned by the Discharger and TIDA are both subject to the statewide WDRs described in Provision VI.C.4.b.

The entire wastewater collection system, including the separate portions owned by the U.S. Navy and TIDA, consists of approximately 15 miles of gravity sewer mains and 4 miles of force mains, with pipes ranging in diameter from 4 to 36 inches. Pipeline materials include cast iron, plastic, vitrified clay, and asbestos cement. In addition to gravity sewers, the system includes 25 sanitary sewer pump stations, two of which are on Yerba Buena Island. Wastewater from the southern portion of Yerba Buena Island flows to Treasure Island through a 6-inch submarine force main. Wastewater from the northern portion of Yerba Buena Island flows to Treasure Island through a 6-inch gravity sewer.

- b. Planned Facility.** The Discharger expects to transfer the remainder of the former naval base to TIDA by 2022. TIDA plans to rehabilitate or replace the entire collection system in phases as it redevelops the island. These upgrades began in 2018 and will continue over the next 15 to 20 years. Once TIDA completes the upgrades, it will transfer the entire system to the City and County of San Francisco.

3. Wastewater Treatment

- a. Facility.** The existing wastewater treatment plant was initially constructed in 1961 to provide primary treatment and was later upgraded to provide secondary treatment and disinfection. The plant is now designed to provide secondary treatment for an average of 2.0 million gallons per day (MGD). As indicated in the study “Improving Process Reliability and Performance Through Flow Equalization” (Nolte & Associates, April 1991), the plant can provide secondary treatment for up to 4.4 MGD during wet weather. From April 2015 through November 2019, daily influent flows ranged between 0.10 and 1.6 MGD, with an average of 0.34 MGD.

Existing plant operations and processes include preliminary treatment with bar screening and grit removal, primary treatment with primary sedimentation tanks, secondary treatment with trickling filters and secondary sedimentation, disinfection with sodium hypochlorite, and dechlorination with sodium bisulfite. Treated wastewater is routed to Discharge Point No. 001.

- b. Planned Facility.** The Planned Facility will be designed to treat all wastewater to tertiary treatment standards. It is being designed for an average dry weather flow of 1.3 MGD and a peak wet weather flow of 3.9 MGD.

Planned Facility operations and processes are anticipated to include an equalization basin for storage of instantaneous peak flows; preliminary treatment, including screening and grit removal; secondary treatment by means of a membrane bioreactor (MBR), consisting of activated sludge biological process basins and submerged membrane filtration trains; and ultraviolet disinfection.

Effluent recycled for use onsite or distributed to other users will be chlorinated. Effluent in excess of recycled water demands will not be chlorinated and will be pumped to a constructed wetland adjacent to the new treatment plant for polishing treatment. After wetland treatment, the treated effluent will be routed to Discharge Point No. 002.

To adapt to rising sea levels, the Planned Facility will adhere to the City and County of San Francisco’s *Guidance for Incorporating Sea Level Rise into Capital Planning in San Francisco*. The Planned Facility will accommodate 39 inches of sea level rise, plus 6 inches of freeboard.

4. Sludge and Biosolids Management

Solids and sludge from the Facility are sent to Oceanside Water Pollution Control Plant in San Francisco for treatment and disposal. Solids from the Planned Facility will also be sent offsite, although the location has not yet been determined.

5. Recycling

- a. **Facility.** The Facility does not produce recycled wastewater.
- b. **Planned Facility.** The Planned Facility will be designed to achieve the disinfected tertiary treatment standards of California Code of Regulations, Title 22, Division 4, section 60301.230. The average annual recycled water demand is anticipated to be 0.43 MGD, with a peak flow of 0.98 MGD. The recycled water system will serve indoor and outdoor non-potable water demands, including landscape irrigation, urban farming, and dual plumbing. Prior to recycling water from the Planned Facility, the Discharger must apply for coverage under the State Water Board's *Water Reclamation Requirements for Recycled Water Use* (Order No. WQ 2016-0068-DDW).

6. Stormwater Management

- a. **Facility.** All drains within the existing plant boundary convey stormwater flows to the treatment plant headworks; however, some stormwater from within the plant boundary may also flow over land to storm drains outside of the treatment plant perimeter. The Discharger maintains coverage for its stormwater discharges through enrollment in the Phase II Small Municipal Separate Storm Sewer System (MS4) Program, NPDES No. CAS000004.
- b. **Planned Facility.** All onsite stormwater at the Planned Facility will be captured in a catchment basin and conveyed to the plant headworks for treatment. Rainfall onto the treatment wetlands will be captured and discharged.

B. Discharge Points and Receiving Waters

1. **Facility.** Plant effluent is discharged to Central San Francisco Bay through a deep-water outfall about 460 feet offshore at a depth of 30 feet below mean lower low water. The outfall is a single port "duckbill" valve, angled 45 degrees up from horizontal, which expands with increasing flow. Its effective diameter ranges from about 6.2 inches to 7.6 inches.
2. **Planned Facility.** The Planned Facility will discharge effluent from the plant's treatment wetland through a shallow-water outfall to Central San Francisco Bay. Due to the variability of receiving water surface elevation with tides, the 42-inch outfall pipe may be fully submerged, partially submerged, or not submerged.

C. Previous Requirements and Monitoring Data

The table below presents the previous order’s effluent limitations and representative monitoring data from the previous order term:

Table F-2. Previous Effluent Limitations and Monitoring Data

Parameter	Units	Average Monthly Limit	Average Weekly Limit	Maximum Daily Limit	Highest Daily Discharge (04/2015 – 11/2019)	Long-Term Average (04/2015 – 11/2019)
Biochemical Oxygen Demand (5-day @ 20°C) (BOD ₅)	mg/L	30	45	—	54	10
Total Suspended Solids (TSS)	mg/L	30	45	—	93 ^[1]	15
BOD ₅ percent removal	%	85 (minimum)	—	—	86 ^[2]	94
TSS percent removal	%	85 (minimum)	—	—	73 ^[2]	89
Oil and Grease	mg/L	10	—	20	6.0	—
pH	s.u.	6.0 – 9.0			6.0 – 7.5 ^[3]	—
Chlorine, Total Residual	mg/L	—	—	0.0 ^[4]	0.0	—
Total Ammonia	mg/L as N	130	—	330	21	—
Total Coliform	MPN/100mL	240 ^[5]	—	10,000 ^[6]	1,600	—
Enterococcus Bacteria	MPN/100mL	35 ^[7]	—	—	752 ^[8]	—
Bis(2-Ethylhexyl)Phthalate	µg/L	53	—	120	6.2	—
Chlorodibromomethane	µg/L	340	—	545	95	—
Copper, Total Recoverable	µg/L	33	—	46	17	—
Cyanide, Total	µg/L	20	—	44	7.5	—
Dioxin-TEQ	µg/L	1.4 x 10 ⁻⁸	—	2.8 x 10 ⁻⁸	3.3 x 10 ⁻¹⁰ ^[9]	—
Acute Toxicity	% Survival	Not less than 90% (3-Sample Median)			15 ^[10]	—
		Not less than 70% (Single-Sample Maximum)			0 ^[11]	—
Chronic Toxicity	TU _c	No chronic toxicity in the discharge as discharged			5	—

Abbreviations:

- mg/L = milligrams per liter
- % = percent
- s.u. = standard units
- mg/L as N = milligrams per liter as nitrogen
- MPN/100mL = most probable number per 100 milliliters
- µg/L = micrograms per liter
- TU_c = chronic toxicity units

Footnotes:

- [1] The Discharger did not violate the previous Order’s TSS effluent limitation because the highest average monthly concentration was 28 mg/L and the highest average weekly concentration was 43 mg/L.
- [2] Lowest monthly average.
- [3] The highest and lowest reported pH values.

- ^[4] Applied as an instantaneous maximum.
- ^[5] Expressed as a monthly median.
- ^[6] Expressed as a single-sample maximum.
- ^[7] Expressed as a monthly geometric mean.
- ^[8] The Discharger did not violate the previous Order’s enterococcus limitation because the highest monthly geometric mean was 10 MPN/100 mL.
- ^[9] Dioxin-TEQ was calculated in accordance with the previous order’s Attachment G section V.C.1.d.iv.
- ^[10] Lowest three-sample median.
- ^[11] Lowest single-sample result.

D. Compliance Summary

1. Treatment Plant. The Discharger violated its numeric effluent limitations 11 times from April 2015 through November 2019.

Table F-3. Effluent Limitation Violations

Date of Violation	Violation	Units	Effluent Limitation	Reported Value
6/19/2015	BOD ₅ (Weekly Average)	mg/L	45	54
6/30/2015	TSS, Percent Removal (Monthly Average)	%	85	73
7/31/2015	TSS, Percent Removal (Monthly Average)	%	85	83
11/30/2015	TSS, Percent Removal (Monthly Average)	%	85	84
12/31/2015	TSS, Percent Removal (Monthly Average)	%	85	83
12/31/2018	TSS, Percent Removal (Monthly Average)	%	85	78
1/31/2019	TSS, Percent Removal (Monthly Average)	%	85	82
2/28/2019	TSS, Percent Removal (Monthly Average)	%	85	83
3/25/2019	Acute Toxicity (Single-Sample Maximum)	%	70	15
4/10/2019	Acute Toxicity (Single-Sample Maximum)	%	70	0
4/10/2019	Acute Toxicity (Three-Sample Median)	%	90	15

The Discharger attributed the biochemical oxygen demand (BOD₅) and total suspended solids (TSS) violations occurring from June through December 2015 to the reduction of the plant’s secondary treatment capacity following removal of its rock trickling filter from service for critical repairs during that period. The violations in June and July 2015 also likely related to cleaning of the chlorine contact channels to remove built-up solids while the trickling filter was out of service. The Discharger returned the trickling filter to service in March 2016 and updated its Standard Operating Procedures for chlorine contact channel cleaning to prevent solids carry-

over into the final effluent. A Notice of Violation for the 2015 exceedances was issued on October 4, 2016.

The monthly average TSS violations occurring from December 2018 through February 2019 were due to excessive wet weather inflow and infiltration in Treasure Island’s collection system, which resulted in unusually low influent TSS concentrations. As part of its response to an October 2015 Notice of Violation (see Fact Sheet section II.D.2), the Discharger is working to identify and address problems in its collection system. Moreover, the collection system will be entirely replaced over the next 15 to 20 years as part of redevelopment on Treasure Island (see Fact Sheet section II.E).

The Discharger was unable to identify the cause of the acute toxicity violations that took place in March and April 2019. However, acute toxicity monitoring conducted since then has demonstrated compliance with effluent limitations.

- 2. Collection System.** The table below shows the Discharger’s collection system’s sanitary sewer overflow (SSO) rates (total SSOs per 100 miles of collection system) for Category 1 SSOs over the last five years, the length and age of the collection system, and comparisons to Category 1 SSO rates for the San Francisco Bay Region and the State. It also shows SSO rates for TIDA because the Discharger began incrementally transferring ownership of its collection system to TIDA in 2015 (see Fact Sheet section II.E). As defined in the statewide WDRs described in Provision VI.C.4.b, Category 1 SSOs are those that reach waters of the United States and thus may violate Prohibition III.E of this Order.

Table F-4. Collection System and Category 1 SSO Rates (SSO per 100 miles)
(Values based on data analysis completed in February 2020)^[1,2]

	Length (miles)	Average Pipe Age (years)	2014	2015	2016	2017	2018
Discharger (U.S. Navy)	8.9 ^[3]	72	0	0	19	19	0
Treasure Island Development Authority (TIDA)	9.9 ^[3]	72	—	0	0	0	10
San Francisco Bay Region	17,700 ^[3]	45	1.5	0.68	1.2	1.7	0.71
State of California	89,100 ^[3]	52 ^[4]	0.69	0.47	0.58	0.84	0.48

Footnotes:

- ^[1] Category 1 SSOs are those that reached surface water or a drainage channel tributary to a surface water, or reached a municipal separate storm sewer system and were not fully captured and disposed of properly.
- ^[2] The State Water Board’s *Enrollee’s Guide to the SSO Database* defines “Total number of SSOs per 100 miles of Sewer” as “...the number of SSOs, for which the reporting enrollee is responsible, for every 100 miles of pipe or sewer lines in an enrollee’s sanitary sewer system. Due to the large variation in facility specific characteristics, this metric should only be viewed as a rough comparison of the operation and maintenance performance of enrollees and their sanitary sewer systems.”
- ^[3] Lengths shown are based on 2018 data.
- ^[4] The average pipe age for the State of California is estimated based on the percentages of piping constructed during each decade as reported by enrollees under State Water Board Order No. 2006-0003-DWQ, Statewide General Waste Discharge Requirements for Sanitary Sewer Systems, as amended by State Water Board Order No. WQ 2013-0058-EXEC.

The above SSO rates are normalized relative to a distance of 100 miles. The Discharger’s SSO rates vary significantly, particularly due to the relatively short

length of the collection system. However, the Discharger's rates were generally above the rate for the San Francisco Bay Region. The average age of the Discharger's collection system is approximately 72 years, which is significantly older than most other collection systems in the San Francisco Bay Region.

In response to the Discharger's high SSO rate from 2007 through 2015, and to monitoring and reporting violations noted during an August 2015 collection system inspection, a Notice of Violation was issued in October 2015. The Notice of Violation required the Discharger and TIDA to submit a technical report outlining corrective actions to upgrade the collection systems and address inspection findings. It also continues to require the Discharger to submit regular status reports documenting progress toward completing corrective actions.

The Discharger has made progress toward addressing the issues identified in the October 2015 Notice of Violation. It has improved its processes for monitoring and reporting collection system problems, has identified high-priority areas of its collection system that require rehabilitation or replacement, and has budgeted substantial funding for these upgrades based on estimated costs. In coordination with TIDA and the San Francisco Public Utilities Commission, the Discharger has developed a rehabilitation and replacement plan; the parties meet regularly to update priorities based on system changes and planned redevelopment. Additionally, the Discharger submits semi-annual status reports regarding implementation of prioritized projects.

III. APPLICABLE PLANS, POLICIES, AND REGULATIONS

A. Legal Authorities

This Order serves as WDRs pursuant to California Water Code article 4, chapter 4, division 7 (commencing with § 13260) for discharges to waters of the State. This Order is also issued pursuant to Clean Water Act (CWA) section 402 and implementing regulations adopted by U.S. EPA, and Water Code chapter 5.5, division 7 (commencing with § 13370). It shall serve as an NPDES permit authorizing the Discharger to discharge into waters of the United States at the discharge location described in Table 2 subject to the WDRs in this Order.

B. California Environmental Quality Act

Under Water Code section 13389, this action to adopt an NPDES permit is exempt from the provisions of the California Environmental Quality Act, Public Resources Code division 13, chapter 3 (commencing with § 21100). This exemption also applies to the Planned Facility because it is not a new source as defined by 40 C.F.R. sections 122.2 and 122.29.

C. State and Federal Regulations, Policies, and Plans

1. Water Quality Control Plan. The Regional Water Board adopted the *Water Quality Control Plan for the San Francisco Bay Basin* (Basin Plan), which designates

beneficial uses, establishes water quality objectives, and contains implementation programs and policies to achieve those objectives for all waters addressed through the plan. Requirements in this Order implement the Basin Plan. In addition, this Order implements State Water Board Resolution No. 88-63, which establishes State policy that all waters, with certain exceptions, should be considered suitable or potentially suitable for municipal or domestic supply. Because of the marine influence on Central San Francisco Bay, total dissolved solids exceed 3,000 mg/L; therefore, these waters meet an exception to State Water Board Resolution No. 88-63. Beneficial uses applicable to Central San Francisco Bay are as follows:

Table F-5. Basin Plan Beneficial Uses

Discharge Points	Receiving Water Name	Beneficial Uses
001 002 (planned)	Central San Francisco Bay	Industrial Service Supply (IND) Industrial Process Supply (PROC) Commercial, and Sport Fishing (COMM) Shellfish Harvesting (SHELL) Estuarine Habitat (EST) Fish Migration (MIGR) Preservation of Rare and Endangered Species (RARE) Fish Spawning (SPWN) Wildlife Habitat (WILD) Water Contact Recreation (REC1) Non-Contact Water Recreation (REC2) Navigation (NAV)

2. **Bacteria.** The State Water Board adopted the *Water Quality Control Plan for Inland Surface Waters, Enclosed Bays, and Estuaries of California – Part 3, Bacteria Provisions and a Water Quality Standards Variance Policy* on August 7, 2018, and it became effective on March 22, 2019. This plan establishes new enterococcus bacteria water quality objectives and related implementation provisions for discharges to marine and estuarine receiving waters that support the water contact recreation beneficial use.

3. **Sediment Quality.** The State Water Board adopted the *Water Quality Control Plan for Enclosed Bays and Estuaries – Part 1, Sediment Quality* on September 16, 2008, and it became effective on August 25, 2009. The State Water Board adopted amendments to the plan on June 5, 2018, that became effective on March 11, 2019. This plan supersedes other narrative sediment quality objectives, and establishes new sediment quality objectives and related implementation provisions for specifically defined sediments in most bays and estuaries.

4. **National Toxics Rule (NTR) and California Toxics Rule (CTR).** U.S. EPA adopted the NTR on December 22, 1992, and amended it on May 4, 1995, and November 9, 1999. About 40 criteria in the NTR apply in California. On May 18, 2000, U.S. EPA adopted the CTR. The CTR promulgated new toxics criteria for California and incorporated the previously adopted NTR criteria that applied in the

State. U.S. EPA amended the CTR on February 13, 2001. These rules contain water quality criteria for priority pollutants.

- 5. State Implementation Policy.** On March 2, 2000, the State Water Board adopted the *Policy for Implementation of Toxics Standards for Inland Surface Waters, Enclosed Bays, and Estuaries of California* (State Implementation Policy or SIP). The SIP became effective on April 28, 2000, with respect to the priority pollutant criteria U.S. EPA promulgated for California through the NTR and the priority pollutant objectives the Regional Water Board established in the Basin Plan. The SIP became effective on May 18, 2000, with respect to the priority pollutant criteria U.S. EPA promulgated through the CTR. The State Water Board adopted amendments to the SIP on February 24, 2005, that became effective on July 13, 2005. The SIP establishes implementation provisions for priority pollutant criteria and objectives, and provisions for chronic toxicity control. Requirements of this Order implement the SIP.
- 6. Antidegradation Policy.** Federal regulations at 40 C.F.R. section 131.12 require that state water quality standards include an antidegradation policy consistent with the federal policy. The State Water Board established California's antidegradation policy through State Water Board Resolution No. 68-16, *Statement of Policy with Respect to Maintaining High Quality of Waters in California*, which is deemed to incorporate the federal antidegradation policy where the federal policy applies under federal law. Resolution No. 68-16 requires that existing water quality be maintained unless degradation is justified based on specific findings. The Basin Plan implements, and incorporates by reference, both the State and federal antidegradation policies. Permitted discharges must be consistent with the antidegradation provisions of 40 C.F.R. section 131.12 and State Water Board Resolution No. 68-16. (See Fact Sheet § IV.D.1.)
- 7. Anti-Backsliding Requirements.** CWA sections 402(o) and 303(d)(4) and 40 C.F.R. section 122.44(l) restrict backsliding in NPDES permits. These anti-backsliding provisions require that effluent limitations in a reissued permit be as stringent as those in the previous permit, with some exceptions in which limitations may be relaxed. (See Fact Sheet § IV.D.2.)
- 8. Endangered Species Act Requirements.** This Order does not authorize any act that results in the taking of a threatened or endangered species or any act that is now prohibited, or becomes prohibited in the future, under either the California Endangered Species Act (Fish and Game Code §§ 2050 to 2097) or the Federal Endangered Species Act (16 U.S.C.A. §§ 1531 to 1544). This Order requires compliance with effluent limits, receiving water limits, and other requirements to protect the beneficial uses of waters of the State, including protecting rare, threatened, or endangered species. The Discharger is responsible for meeting all applicable Endangered Species Act requirements.
- 9. Sludge and Biosolids.** U.S. EPA administers 40 C.F.R. part 503, Standards for the Use or Disposal of Sewage Sludge, which regulates the final use or disposal of sewage sludge generated during the treatment of domestic sewage in a municipal

wastewater treatment facility. This Order does not authorize any act that violates those requirements. The Discharger is responsible for meeting all applicable requirements of 40 C.F.R. part 503.

D. Impaired Waters on CWA 303(d) List

On April 6, 2018, U.S. EPA approved a revised list of impaired waters prepared pursuant to CWA section 303(d), which requires identification of specific water bodies where it is expected that water quality standards will not be met after implementation of technology-based effluent limitations on point sources. Where it has not done so already, the Regional Water Board plans to adopt total maximum daily loads (TMDLs) for pollutants on the 303(d) list. TMDLs establish wasteload allocations for point sources and load allocations for nonpoint sources, and are established to achieve water quality standards for the impaired waters.

Central San Francisco Bay is listed impaired by chlordane, DDT, dieldrin, dioxins and furans, invasive species, mercury, PCBs and dioxin-like PCBs, selenium, and trash. On February 12, 2008, U.S. EPA approved a TMDL for mercury in San Francisco Bay. On March 29, 2010, U.S. EPA approved a TMDL for PCBs in San Francisco Bay. The mercury and PCBs TMDLs apply to this discharge and are implemented through NPDES Permit No. CA0038849. On August 23, 2016, U.S. EPA approved a TMDL for selenium in North San Francisco Bay, which includes Central San Francisco Bay. The selenium TMDL does not require effluent limits for municipal wastewater dischargers because these discharges have an insignificant impact on North San Francisco Bay water quality.

The current discharges are not significant sources of chlordane, DDT, or dieldrin because, as shown in Fact Sheet section IV.C.3, these pollutants have not been detected in the discharges. The discharges are not sources of invasive species because they are disinfected, or of trash because they are screened and treated to secondary treatment standards. The Planned Facility is also not expected to be a significant source of chlordane, DDT, or dieldrin because the use of chlordane, dieldrin, and DDT has been banned for decades. The Planned Facility will screen, treat, and disinfect effluent prior to discharge, thereby preventing the discharge of trash or invasive species. This Order contains dioxin-TEQ effluent limitations to ensure that dioxins and furans in effluent are kept below water quality objectives.

IV. RATIONALE FOR EFFLUENT LIMITATIONS AND DISCHARGE SPECIFICATIONS

The CWA requires point source dischargers to control the amount of conventional, non-conventional, and toxic pollutants discharged into waters of the United States. The control of pollutants discharged is established through effluent limitations and other requirements in NPDES permits. There are two principal bases for effluent limitations: 40 C.F.R. section 122.44(a) requires that permits include applicable technology-based limitations and standards; and 40 C.F.R. section 122.44(d) requires that permits include water quality-based effluent limitations to attain and maintain applicable numeric and narrative water quality criteria to protect the beneficial uses of receiving waters.

A. Discharge Prohibitions

1. Prohibitions in this Order

- a. **Discharge Prohibition III.A (No discharge at location or in manner different than described in this Order):** This prohibition is based on 40 C.F.R. section 122.21(a) and Water Code section 13260, which require filing an application and Report of Waste Discharge before a discharge can occur. Discharges not described in the application and Report of Waste Discharge, and subsequently in this Order, are prohibited.
- b. **Discharge Prohibition III.B (No discharge at Discharge Point No. 001 without at least 103:1 initial dilution):** For Discharge Point No. 001, the water quality-based effluent limitations and reasonable potential analysis for chronic toxicity in this Order are based on the mixing zones and dilution credits explained in Fact Sheet section IV.C.4.b and Table F-9. This prohibition is necessary to ensure that this Order's effluent limitations for Discharge Point No. 001 remain protective of water quality.
- c. **Discharge Prohibition III.C (No bypass to waters of the United States):** This prohibition is based on 40 C.F.R. section 122.41(m) (see Attachment D section I.G). The Discharger has dual biological treatment processes (rock and plastic trickling filters). Relying solely on the rock trickling filter is not considered a bypass.
- d. **Discharge Prohibition III.D (No average dry weather flow in excess of design capacity):** This Order prohibits average dry weather influent flows to the Treasure Island Wastewater Treatment Plant greater than the plant's design average dry weather treatment capacity (i.e., its historical and tested treatment reliability) of 2.0 MGD. After satisfying Provision VI.C.5.c and when the Treasure Island Water Resource Recovery Facility becomes operational, this Order prohibits average dry weather influent flows greater than the planned plant's design average dry weather treatment capacity of 1.3 MGD. Exceeding this flow could result in lower treatment reliability and greater potential to violate water quality requirements.
- e. **Discharge Prohibition III.E (No sanitary sewer overflows to waters of the United States):** Basin Plan Table 4-1, Discharge Prohibition 15, and the CWA prohibit the discharge of wastewater to surface waters, except as authorized under an NPDES permit. Publicly-owned treatment works must achieve secondary treatment at a minimum and any more stringent limitations necessary to meet water quality standards (33 U.S.C. § 1311[b][1][B] and [C]). A sanitary sewer overflow that results in the discharge of raw sewage or wastewater not meeting this Order's effluent limitations to waters of the United States is therefore prohibited under the Basin Plan and CWA.

2. Exception to Shallow-Water and Dead-End Slough Discharge Prohibition

Basin Plan Table 4-1, Discharge Prohibition 1, prohibits discharges not receiving a minimum of 10:1 initial dilution to (a) provide an added degree of protection from continuous effects of waste discharge, (b) provide a buffer against the effects of abnormal discharges caused by temporary upsets and malfunctions, (c) minimize public contact with undiluted wastes, and (d) reduce aesthetic impacts of waste discharges. Basin Plan section 4.2 provides for exceptions to the prohibition under certain circumstances:

- An inordinate burden would be placed on the Discharger relative to the beneficial uses protected, and an equivalent level of environmental protection can be achieved by alternate means;
- A discharge is approved as part of a reclamation project;
- Net environmental benefits will be derived as a result of the discharge; or
- A discharge is approved as part of a groundwater clean-up project.

The Basin Plan further states:

In reviewing requests for exceptions, the Water Board will consider the reliability of the discharger's system in preventing inadequately treated wastewater from being discharged to the receiving water and the environmental consequences of such discharges.

This Order grants the Planned Facility an exception to Basin Plan Discharge Prohibition 1 for the following reasons:

- a. Discharging via the existing deep-water outfall would place an inordinate burden on the Discharger relative to the beneficial uses to be protected. The Planned Facility's wetland will be incompatible with the existing deep-water outfall because discharging from the wetland to the outfall would require a higher hydraulic grade line than can be achieved with the current outfall configuration. The Discharger would need to either raise the wetland elevation for gravity flow to the outfall or install a pump station to pump treated effluent to the outfall.
- b. The Planned Facility's treatment process will provide an equivalent level of environmental protection for the beneficial uses to be protected because the discharge will meet tertiary treatment standards. Specifically, the BOD₅, TSS, turbidity, and ammonia effluent limits in Table 4 of the Order exceed secondary treatment standards. Moreover, the tertiary-treated effluent will flow through a constructed wetland and receive polishing treatment prior to discharge. The benefits of this additional treatment outweigh any potential benefit of a deep-water discharge.
- c. The Planned Facility is expected to be more reliable than the existing Facility. The Planned Facility will include influent equalization to ensure treatment even

during peak flows. Additionally, the submerged membrane filtration system will be sized to allow one membrane train to be taken offline during maximum monthly flows while still meeting all effluent limitations. Finally, disinfected effluent may be sent back to the headworks for additional treatment if effluent quality is compromised.

B. Technology-Based Effluent Limitations

1. Scope and Authority

CWA section 301(b) and 40 C.F.R. section 122.44 require that permits include conditions meeting technology-based requirements, at a minimum, and any more stringent effluent limitations necessary to meet water quality standards. The discharges authorized by this Order must meet minimum federal technology-based requirements based on the Secondary Treatment Standards at 40 C.F.R. section 133 as summarized below. The Basin Plan contains additional requirements for certain pollutants.

Table F-6. Secondary Treatment Standards

Parameter	Monthly Average	Weekly Average
BOD ₅ ^[1] ^[2]	30 mg/L	45 mg/L
CBOD ₅ ^[1] ^[2]	25 mg/L	40 mg/L
TSS ^[2]	30 mg/L	45 mg/L
pH	6.0 – 9.0 standard units	

Abbreviations:

mg/L = milligrams per liter

Footnotes:

^[1] CBOD₅ limitations may be substituted for BOD₅ limitations.

^[2] The monthly average percent removal, by concentration, is not to be less than 85 percent.

2. Effluent Limitations

- a. BOD₅ and TSS.** The BOD₅ and TSS effluent limitations for the Facility, including the 85 percent removal requirements, are based on the Secondary Treatment Standards and Basin Plan Table 4-2.

The Planned Facility’s BOD₅ and TSS effluent limitations will be a monthly average of 10 mg/L, a daily maximum of 20 mg/L, and an average monthly minimum of 85 percent removal. These limitations, including the 85 percent removal requirement, are technologically feasible standards for the advanced wastewater treatment technologies that will be implemented. Furthermore, they are also consistent with the limits for other shallow water dischargers that demonstrate a level of water quality protection equivalent to complying with Basin Plan Prohibition 1 (see Fact Sheet section IV.A.2).

- b. Oil and Grease.** The oil and grease effluent limitations are a monthly average of 10 mg/L and a daily maximum of 20 mg/L. These limitations are unchanged from the previous order and are based on Basin Plan Table 4-2.

- c. **pH.** The pH effluent limitations for the Facility are a minimum of 6.0 and a maximum of 9.0, and are based on the Secondary Treatment Standards and Basin Plan Table 4-2.

The Planned Facility's pH effluent limitations are a minimum of 6.5 and a maximum of 8.5, and are also based on Basin Plan Table 4-2.

- d. **Total Residual Chlorine.** The total residual chlorine effluent limitation for the Facility is based on Basin Plan Table 4-2. The Monitoring and Reporting Program (MRP, Attachment E) provides an allowance for determining false positives when using continuous devices based on the fact that continuous instruments occasionally have anomalous spikes, and it is chemically improbable to have free chlorine in the presence of sodium bisulfite. The allowance for using only on-the-hour measurements for mandatory minimum penalty assessment purposes under Water Code section 13385.1 is based on a 2004 strategy developed between the Regional Water Board and the Bay Area Clean Water Agencies.

The Planned Facility will not have a residual chlorine effluent limitation because it will use ultraviolet (UV) disinfection rather than chlorination.

- e. **Turbidity.** The Planned Facility's turbidity effluent limitation is an instantaneous maximum of 10 nephelometric turbidity units (NTU). It ensures the performance of the plant's tertiary filtration system and demonstrates a level of water quality protection equivalent to complying with Basin Plan Discharge Prohibition 1.
- f. **Ammonia.** The Planned Facility's ammonia effluent limitations will be a monthly average of 2.0 mg/L and a daily maximum of 4.0 mg/L. The Facility's tertiary treatment system will remove ammonia, and, therefore, a performance-based effluent limitation is appropriate to ensure that the plant provides adequate nitrification. These limits are consistent with the limits for other shallow water dischargers and demonstrate a level of water quality protection equivalent to complying with Basin Plan Prohibition 1 (see Fact Sheet section IV.A.2).

C. Water Quality-Based Effluent Limitations (WQBELs)

1. Scope and Authority

This Order contains WQBELs that protect beneficial uses. CWA section 301(b) and 40 C.F.R. section 122.44(d) require that permits include limitations more stringent than federal technology-based requirements where necessary to achieve applicable water quality standards. According to 40 C.F.R. section 122.44(d)(1)(i), permits must include effluent limitations for all pollutants that are or may be discharged at levels that have a reasonable potential to cause or contribute to an exceedance of a water quality standard, including numeric and narrative objectives within a standard. Where reasonable potential has been established for a pollutant, but there is no numeric criterion or objective, WQBELs must be established using (1) U.S. EPA criteria guidance under CWA section 304(a), supplemented where necessary by other relevant information; (2) an indicator parameter for the pollutant of concern; or (3) a calculated numeric water

quality criterion, such as a proposed state criterion or policy interpreting a narrative criterion, supplemented with relevant information (40 C.F.R. § 122.44(d)(1)(vi)). The process for determining reasonable potential and calculating WQBELs is intended to achieve applicable water quality objectives and criteria, and to protect designated uses of receiving waters as specified in the Basin Plan.

2. Beneficial Uses and Water Quality Criteria and Objectives

Discharge Point Nos. 001 and 002 discharge to Central San Francisco Bay. Fact Sheet section III.C.1, above, identifies the beneficial uses of Central San Francisco Bay. Water quality criteria and objectives to protect these beneficial uses are described below.

a. Basin Plan Objectives. The Basin Plan specifies numerous water quality objectives, including numeric objectives for 10 priority pollutants and un-ionized ammonia, and narrative objectives for toxicity and bioaccumulation.

i. Ammonia. Basin Plan section 3.3.20 contains water quality objectives for un-ionized ammonia of 0.025 mg/L (as nitrogen) as an annual median and 0.16 mg/L (as nitrogen) as a maximum for Central San Francisco Bay and upstream waters. Effluent and receiving water data are available for total ammonia, but not un-ionized ammonia, because (1) sampling and laboratory methods are unavailable to analyze for un-ionized ammonia, and (2) the fraction of total ammonia that exists in the toxic un-ionized form depends on the salinity, pH, and temperature of the receiving water.

To translate the un-ionized ammonia objectives into total ammonia criteria, pH, salinity, and temperature data were obtained from the Regional Monitoring Program (RMP) station nearest the outfall (Yerba Buena Station, BC10). The un-ionized fraction of the total ammonia was calculated using the following equations (U.S. EPA, 1989, *Ambient Water Quality Criteria for Ammonia (Saltwater)*–1989, EPA Publication 440/5-88-004):

$$\text{For salinity} < 1 \text{ ppt: fraction of NH}_3 = \frac{1}{1 + 10^{(pK - pH)}}$$

Where:

$$pK = 0.09018 + 2729.92/T$$

$$T = \text{temperature in Kelvin}$$

$$\text{For salinity} > 10 \text{ ppt: fraction of NH}_3 = \frac{1}{1 + 10^{(pK - pH)}}$$

Where:

$$pK = 9.245 + 0.116*(I) + 0.0324*(298 - T) + (0.0415*P)/T$$

$$I = \text{molal ionic strength of saltwater} = 19.9273*S/(1,000 - 1.005109*S)$$

$$S = \text{salinity (parts per thousand)}$$

$$T = \text{temperature in Kelvin}$$

P = pressure (one atmosphere)

The 90th percentile and median un-ionized ammonia fractions were then used to express the maximum and annual average un-ionized objectives as acute and chronic total ammonia criteria. This approach is consistent with U.S. EPA guidance on translating dissolved metals water quality objectives to total recoverable metal water quality criteria (U.S. EPA, 1996, *The Metals Translator: Guidance for Calculating a Total Recoverable Limit from a Dissolved Criterion*, EPA Publication 823-B-96-007). The equivalent acute and chronic total ammonia criteria are 4.2 mg/L and 1.3 mg/L (as nitrogen).

- ii. **Dioxin-TEQ.** The narrative bioaccumulation objective (Basin Plan section 3.3.2) states, “Many pollutants can accumulate on particulates, in sediments, or bioaccumulate in fish and other aquatic organisms. Controllable water quality factors shall not cause a detrimental increase in concentrations of toxic substances found in bottom sediments or aquatic life. Effects on aquatic organisms, wildlife, and human health will be considered.” Because it is the consensus of the scientific community that dioxins and furans associate with particulates, accumulate in sediments, and bioaccumulate in the fatty tissue of fish and other organisms, the Basin Plan’s narrative bioaccumulation water quality objective applies to these pollutants. Elevated levels of dioxins and furans in San Francisco Bay fish tissue demonstrate that the narrative bioaccumulation water quality objective is not being met. U.S. EPA has therefore placed Central San Francisco Bay on its 303(d) list of receiving waters where water quality objectives are not being met after imposition of applicable technology-based requirements.

When the CTR was promulgated, U.S. EPA stated its support of the regulation of dioxin and dioxin-like compounds through the use of toxicity equivalencies (TEQs). U.S. EPA stated, “For California waters, if the discharge of dioxin or dioxin-like compounds has reasonable potential to cause or contribute to a violation of a narrative criterion, numeric water quality-based effluent limits for dioxin or dioxin-like compounds should be included in NPDES permits and should be expressed using a TEQ scheme” (Fed. Reg. Vol. 65, No. 97, pages 31695-31696, May 18, 2000). This Order uses a TEQ scheme based on a set of toxicity equivalency factors (TEFs) the World Health Organization developed in 2005, and a set of bioaccumulation equivalency factors (BEFs) U.S. EPA developed for the Great Lakes region (40 C.F.R. § 132, Appendix F) to convert the concentration of any congener of dioxin or furan into an equivalent concentration of 2,3,7,8-tetrachlorinated dibenzo-p-dioxin (2,3,7,8-TCDD). Although the 2005 World Health Organization scheme includes TEFs for dioxin-like PCBs, they are not included in this Order’s TEQ scheme. The CTR has established a specific water quality criterion for PCBs, and dioxin-like PCBs are included in the analysis of total PCBs.

The CTR establishes a numeric water quality objective for 2,3,7,8-TCDD of 1.4×10^{-8} µg/L for the protection of human health when aquatic organisms are

consumed. The CTR criterion is used as a criterion for dioxin-TEQ because dioxin-TEQ represents a toxicity-weighted concentration equivalent to 2,3,7,8-TCDD, thus translating the narrative bioaccumulation objective into a numeric criterion.

- iii. Chronic Toxicity.** The narrative toxicity objective (Basin Plan § 3.3.18) states, “All waters shall be maintained free of toxic substances in concentrations that are lethal to or that produce other detrimental responses in aquatic organisms.... There shall be no chronic toxicity in ambient waters. Chronic toxicity is a detrimental biological effect on growth rate, reproduction, fertilization success, larval development, population abundance, community composition, or any other relevant measure of the health of an organism, population, or community. Attainment of this objective will be determined by analyses of indicator organisms, species diversity, population density, growth anomalies, or toxicity tests..., or other methods selected by the Water Board.”

For this Order, this narrative objective is translated into a numeric criterion of 1.0 chronic toxicity unit (TU_c). At 1.0 TU_c, there is no observable detrimental effect when the indicator organism is exposed to 100 percent effluent; therefore, 1.0 TU_c is a direct translation of the narrative objective into a number. Moreover, in U.S. EPA’s *Technical Support Document for Water Quality-based Toxics Control* (EPA/505/2-90-001; see section 3.3.3, “Step 3: Decision Criteria for Permit Limit Development”), U.S. EPA recommends that 1.0 TU_c be used as a criterion continuous concentration (typically a four-day average). This document applies here as guidance because it directly addresses effluent characterization for toxicity.

- b. CTR Criteria.** The CTR specifies numeric aquatic life and human health criteria for numerous priority pollutants. These criteria apply to inland surface waters and enclosed bays and estuaries. Some human health criteria are for consumption of “water and organisms” and others are for consumption of “organisms only.” The criteria applicable to “organisms only” apply to Central San Francisco Bay because it is not a source of drinking water.
- c. NTR Criteria.** The NTR establishes numeric aquatic life and human health criteria for a number of toxic pollutants for San Francisco Bay waters upstream to and including Suisun Bay and the Sacramento-San Joaquin Delta. The NTR criteria apply to Central San Francisco Bay.
- d. Bacteria Water Quality Objectives.** The *Water Quality Control Plan for Inland Surface Waters, Enclosed Bays, and Estuaries of California – Part 3, Bacteria Provisions and a Water Quality Standards Variance Policy* establishes enterococci bacteria water quality objectives to limit cases of gastrointestinal illness from water contact recreation. The enterococci bacteria objectives apply to marine and estuarine waters.

- e. Sediment Quality Objectives.** The *Water Quality Control Plan for Enclosed Bays and Estuaries – Part 1, Sediment Quality* contains the following narrative water quality objectives:
- i.** “Pollutants in sediments shall not be present in quantities that, alone or in combination, are toxic to benthic communities in bays and estuaries of California.” This objective is to be implemented by integrating three lines of evidence: sediment toxicity, benthic community condition, and sediment chemistry. The policy requires that if the Regional Water Board determines that a discharge has reasonable potential to cause or contribute to an exceedance of this objective, it is to impose the objective as a receiving water limit.
 - ii.** “Pollutants shall not be present in sediments at levels that will bioaccumulate in aquatic life to levels that are harmful to human health in bays and estuaries of California.” This objective is to be implemented by a three-tiered procedure based on pollutant concentrations in sediment and fish tissue.
 - iii.** “Pollutants shall not be present in sediment at levels that alone or in combination are toxic to wildlife and resident finfish by direct exposure or bioaccumulate in aquatic life at levels that are harmful to wildlife or resident finfish by indirect exposure in bays and estuaries of California.” This objective is to be implemented on a case-by-case basis, based upon an ecological risk assessment.
- f. Receiving Water Salinity.** Basin Plan section 4.6.2 (like the CTR and NTR) states that the salinity characteristics (i.e., freshwater vs. saltwater) of the receiving water are to be considered in determining the applicable water quality objectives. Freshwater criteria apply to discharges to waters with salinities equal to or less than one part per thousand (ppt) at least 95 percent of the time. Saltwater criteria apply to discharges to waters with salinities equal to or greater than 10 ppt at least 95 percent of the time in a normal water year. For discharges to water with salinities in between these two categories, or tidally-influenced freshwaters that support estuarine beneficial uses, the water quality objectives are the lower of the salt or freshwater criteria (the latter calculated based on ambient hardness) for each substance.

Central San Francisco Bay is a saltwater environment based on salinity data collected at the RMP Yerba Buena monitoring station (BC10) between 1993 and 2017. During that period, the salinity was greater than 10 ppt in 100 percent of samples, ranging from 12 ppt to 36 ppt. Therefore, the reasonable potential analysis and WQBELs in this Order are based on saltwater water quality objectives.

- g. Site-Specific Metals Translators.** Effluent limitations for metals must be expressed as total recoverable metal (40 C.F.R. § 122.45[c]). Since the water quality objectives for metals are typically expressed as dissolved metal, translators must be used to convert metals concentrations from dissolved to total

recoverable and vice versa. The CTR contains default translators; however, site-specific conditions, such as water temperature, pH, total suspended solids, and organic carbon may affect the form of metal (dissolved, non-filterable, or otherwise) present and therefore available to cause toxicity. In general, dissolved metals are more available and more toxic to aquatic life than other forms. Site-specific translators can account for site-specific conditions, thereby preventing overly stringent water quality objectives.

CTR default translators were used for all metals other than copper, nickel, and zinc. Table 7.2.1-2 sets forth site-specific copper translators for deep-water discharges to Central and Lower San Francisco Bay, which were used for determining copper WQBELs for Discharge Point No. 001. For Discharge Point No. 002, this Order uses site-specific copper translators based on RMP data collected at BC10 from 1993 through 2015. The Clean Estuary Partnership’s *North of Dumbarton Bridge Copper and Nickel Development and Selection of Final Translators* (March 2005) contains site-specific nickel translators. For zinc, this Order uses a site-specific translator based on RMP data collected at BC10 from 1993 through 2013. These translators are listed in the table below:

Table F-7. Site-Specific Translators

Parameter	Acute	Chronic
Copper – Deep-Water	0.87	0.73
Copper – Shallow-Water	0.84	0.74
Nickel	0.85	0.65
Zinc	0.51	0.37

3. Need for Water Quality-Based Effluent Limitations (Reasonable Potential Analysis)

Assessing whether a pollutant has reasonable potential to exceed a water quality objective is the fundamental step in determining whether a WQBEL is required.

- a. **Available Information.** The reasonable potential analysis for this Order is based on effluent monitoring data the Discharger collected from April 2015 through September 2018. A single reasonable potential analysis was completed for the Facility and Planned Facility. This approach is conservative because the new plant is expected to provide better treatment than the existing plant.

The reasonable potential analysis is also based on ambient background data summarized in *San Francisco Bay California Toxics Rule Priority Pollutant Ambient Water Monitoring Report* (2017), which includes RMP data collected at the Central San Francisco Bay RMP station (BC10) from 1993 through 2015, supplemented by additional Bay Area Clean Water Agencies data from *San Francisco Bay Ambient Water Monitoring Interim Report* (2003) and *Ambient Water Monitoring: Final CTR Sampling Update* (2004). SIP section 1.4.3 requires that background water quality data be representative of the ambient receiving water that will mix with the discharge. Relative to other RMP stations, RMP

monitoring station BC10 best fits the SIP guidance for establishing background conditions at Discharge Point Nos. 001 and 002.

This Order does not contain WQBELs for constituents that do not demonstrate reasonable potential; however, Provision VI.C.2 of the Order still requires monitoring for such pollutants. If concentrations are found to have increased significantly, Provision VI.C.2 of this Order requires the Discharger to investigate the sources of the increases and implement remedial measures if the increases pose a threat to receiving water quality.

b. Priority Pollutants, Dioxin-TEQ, and Ammonia

i. Methodology. SIP section 1.3 sets forth the methodology used for this Order for assessing whether a priority pollutant has reasonable potential to exceed a water quality objective. SIP section 1.3 is also used here as guidance for dioxin-TEQ and ammonia. The analysis begins with identifying the maximum effluent concentration (MEC) observed for each pollutant based on available effluent concentration data and the ambient background concentration (B). SIP section 1.4.3 states that ambient background concentrations are either the maximum ambient concentration observed or, for water quality objectives intended to protect human health, the arithmetic mean of observed concentrations. There are three triggers in determining reasonable potential:

- (a) Trigger 1** is activated if the maximum effluent concentration is greater than or equal to the lowest applicable water quality objective ($MEC \geq$ water quality objective).
- (b) Trigger 2** is activated if the ambient background concentration observed in the receiving water is greater than the lowest applicable water quality objective ($B >$ water quality objective) *and* the pollutant is detected in any effluent sample.
- (c) Trigger 3** is activated if a review of other information indicates that a WQBEL is needed to protect beneficial uses.

ii. Analysis. The maximum effluent concentrations, most stringent applicable water quality criteria and objectives, and ambient background concentrations used in the analysis are presented in the following table, along with the reasonable potential analysis results (yes, no, or unknown) for each pollutant. Basin Plan sections 7.2.1.2 and 4.7.2.2 require copper and cyanide WQBELs for all individual NPDES permits for municipal wastewater treatment facilities that discharge to San Francisco Bay. Dioxin-TEQ has reasonable potential because Central San Francisco Bay is 303(d)-listed for dioxin-TEQ, elevated levels of dioxins and furans are found in San Francisco Bay fish tissue, and dioxin-TEQ is present in the discharge.

Table F-8. Reasonable Potential Analysis

CTR No.	Priority Pollutants	C or Governing Criterion or Objective (µg/L)	MEC or Minimum DL (µg/L) ^[1]	B or Minimum DL (µg/L) ^[1]	RPA Results ^[2]
1	Antimony	4,300	0.58	1.8	No
2	Arsenic	36	2.7	2.5	No
3	Beryllium	No Criteria	0.015	0.22	U
4	Cadmium	9.4	1.5	0.13	No
5a	Chromium (III) ^[3]	No Criteria	1.4	4.4	U
5b	Chromium (VI) ^[3]	50.4	1.4	4.4	No
6	Copper	8.2	17	2.5	Yes ^[4]
7	Lead	8.5	2.2	0.80	No
8	Mercury ^[5]	—	—	—	—
9	Nickel	13	4.1	3.7	No
10	Selenium ^[5]	—	—	—	—
11	Silver	2.2	0.70	0.052	No
12	Thallium	6.3	0.15	0.023	No
13	Zinc	176	56	5.1	No
14	Cyanide	2.9	7.5	0.52	Yes ^[4]
15	Asbestos ^[6]	—	—	—	—
16	2,3,7,8-TCDD	1.4 x 10 ⁻⁸	<7.4 x 10 ⁻⁷	2.7 x 10 ⁻⁸	No
	Dioxin-TEQ	1.4 x 10⁻⁸	1.0 x 10⁻⁷	4.2 x 10⁻⁸	Yes ^[7]
17	Acrolein	780	<0.25	<0.5	No
18	Acrylonitrile	0.66	<0.074	0.03	No
19	Benzene	71	<0.016	<0.05	No
20	Bromoform	360	1.6	<0.15	No
21	Carbon Tetrachloride	4.4	<0.016	0.06	No
22	Chlorobenzene	21,000	<0.034	<0.18	No
23	Chlorodibromomethane	34	95	<0.05	Yes
24	Chloroethane	No Criteria	<0.068	<0.38	U
25	2-Chloroethylvinyl ether	No Criteria	<0.058	<0.28	U
26	Chloroform	No Criteria	1.9	<0.19	U
27	Dichlorobromomethane	46	3.7	<0.05	No
28	1,1-Dichloroethane	No Criteria	<0.007	<0.05	U
29	1,2-Dichloroethane	99	<0.004	0.04	No
30	1,1-Dichloroethylene	3.2	<0.072	<0.21	No
31	1,2-Dichloropropane	39	<0.018	<0.05	No
32	1,3-Dichloropropylene	1,700	<0.005	<0.16	No
33	Ethylbenzene	29,000	<0.039	<0.26	No
34	Methyl Bromide	4,000	<0.086	<0.3	No
35	Methyl Chloride	No Criteria	<0.042	<0.3	U
36	Methylene Chloride	1,600	0.12	22	No
37	1,1,2,2-Tetrachloroethane	11	<0.03	<0.05	No
38	Tetrachloroethylene	8.9	<0.07	<0.05	No
39	Toluene	200,000	4.0	<0.19	No
40	1,2-Trans-Dichloroethylene	140,000	<0.051	<0.22	No

CTR No.	Priority Pollutants	C or Governing Criterion or Objective (µg/L)	MEC or Minimum DL (µg/L) ^[1]	B or Minimum DL (µg/L) ^[1]	RPA Results ^[2]
41	1,1,1-Trichloroethane	No Criteria	<0.006	<0.19	U
42	1,1,2-Trichloroethane	42	<0.008	<0.05	No
43	Trichloroethylene	81	<0.042	<0.2	No
44	Vinyl Chloride	525	<0.057	<0.25	No
45	2-Chlorophenol	400	<0.7	<0.7	No
46	2,4-Dichlorophenol	790	<0.9	<0.9	No
47	2,4-Dimethylphenol	2,300	<0.8	<0.8	No
48	2-Methyl- 4,6-Dinitrophenol	765	<0.6	<0.6	No
49	2,4-Dinitrophenol	14,000	<0.9	<0.7	No
50	2-Nitrophenol	No Criteria	<0.8	<0.8	U
51	4-Nitrophenol	No Criteria	<0.5	<0.5	U
52	3-Methyl 4-Chlorophenol	No Criteria	<0.8	<0.8	U
53	Pentachlorophenol	7.9	<0.6	<0.6	No
54	Phenol	4,600,000	<0.5	<0.5	No
55	2,4,6-Trichlorophenol	6.5	<0.97	<0.97	No
56	Acenaphthene	2,700	<0.02	0.002	No
57	Acenaphthylene	No Criteria	<0.02	0.001	U
58	Anthracene	110,000	<0.01	0.001	No
59	Benzidine	0.00054	<5	<0.0003	No
60	Benzo(a)Anthracene	0.049	<0.02	0.005	No
61	Benzo(a)Pyrene	0.049	<0.02	0.002	No
62	Benzo(b)Fluoranthene	0.049	<0.02	0.005	No
63	Benzo(ghi)Perylene	No Criteria	<0.03	0.003	U
64	Benzo(k)Fluoranthene	0.049	<0.01	0.002	No
65	Bis(2-Chloroethoxy)Methane	No Criteria	<0.9	<0.3	U
66	Bis(2-Chloroethyl)Ether	1.4	<0.7	<0.3	No
67	Bis(2-Chloroisopropyl)Ether	170,000	<0.6	<0.6	U
68	Bis(2-Ethylhexyl)Phthalate	5.9	6.2	<0.5	Yes
69	4-Bromophenyl Phenyl Ether	No Criteria	<0.7	<0.23	U
70	Butylbenzyl Phthalate	5,200	<0.7	<0.5	No
71	2-Chloronaphthalene	4,300	<0.9	<0.3	No
72	4-Chlorophenyl Phenyl Ether	No Criteria	<0.9	<0.3	U
73	Chrysene	0.049	<0.02	0.002	No
74	Dibenzo(a,h)Anthracene	0.049	<0.03	0.001	No
75	1,2-Dichlorobenzene	17,000	<0.079	<0.27	No
76	1,3-Dichlorobenzene	2,600	<0.058	<0.18	No
77	1,4-Dichlorobenzene	2,600	<0.073	<0.18	No
78	3,3 Dichlorobenzidine	0.077	<5	<0.0002	No
79	Diethyl Phthalate	120,000	<0.7	<0.2	No
80	Dimethyl Phthalate	2,900,000	<0.9	<0.2	No
81	Di-n-Butyl Phthalate	12,000	<0.6	<0.5	No
82	2,4-Dinitrotoluene	9.1	<0.7	<0.27	No
83	2,6-Dinitrotoluene	No Criteria	<0.8	<0.29	U

CTR No.	Priority Pollutants	C or Governing Criterion or Objective (µg/L)	MEC or Minimum DL (µg/L) ^[1]	B or Minimum DL (µg/L) ^[1]	RPA Results ^[2]
84	Di-n-Octyl Phthalate	No Criteria	<0.5	<0.38	U
85	1,2-Diphenylhydrazine	0.54	<0.7	0.004	No
86	Fluoranthene	370	<0.03	0.011	No
87	Fluorene	14,000	<0.01	0.002	No
88	Hexachlorobenzene	0.00077	<0.7	0.00002	No
89	Hexachlorobutadiene	50	<0.6	<0.3	No
90	Hexachlorocyclopentadiene	17,000	<0.7	<0.3	No
91	Hexachloroethane	8.9	<0.6	<0.2	No
92	Indeno(1,2,3-cd)Pyrene	0.049	<0.02	0.004	No
93	Isophorone	600	<0.93	<0.3	No
94	Naphthalene	No Criteria	<0.02	0.009	U
95	Nitrobenzene	1,900	<0.9	<0.25	No
96	N-Nitrosodimethylamine	8.1	<0.5	<0.3	No
97	N-Nitrosodi-n-Propylamine	1.4	<0.8	<0.0002	No
98	N-Nitrosodiphenylamine	16	<0.5	<0.001	No
99	Phenanthrene	No Criteria	0.03	0.006	U
100	Pyrene	11,000	<0.02	0.019	No
101	1,2,4-Trichlorobenzene	No Criteria	<0.6	<0.3	U
102	Aldrin	0.00014	<0.00027	<8.5 x 10 ⁻⁶	No
103	Alpha-BHC	0.013	<0.00016	0.0005	No
104	Beta-BHC	0.046	<0.000086	0.0004	No
105	Gamma-BHC	0.063	<0.00017	0.001	No
106	Delta-BHC	No Criteria	<0.00014	0.0001	U
107	Chlordane	0.00059	<0.01	0.0001	No
108	4,4'-DDT	0.00059	<0.001	0.0002	No
109	4,4'-DDE	0.00059	<0.00066	0.001	No
110	4,4'-DDD	0.00084	<0.0028	0.0003	No
111	Dieldrin	0.00014	<0.0006	0.0003	No
112	Alpha-Endosulfan	0.0087	<0.00071	0.0001	No
113	beta-Endosulfan	0.0087	<0.00054	0.0001	No
114	Endosulfan Sulfate	240	<0.0018	0.0001	No
115	Endrin	0.0023	<0.00067	0.00004	No
116	Endrin Aldehyde	0.81	<0.00091	<0.005	No
117	Heptachlor	0.00021	<0.00042	0.00002	No
118	Heptachlor Epoxide	0.00011	<0.00034	0.0001	No
119-125	PCBs sum ^[7]	—	—	—	—
126	Toxaphene	0.0002	<0.023	<8.2 x 10 ⁻⁷	No
	Ammonia, Total as N (mg/L)	1.3	21		Yes

Abbreviation:

- B = background concentration
- C = water quality criterion or objective
- DL = detection level
- MEC = maximum effluent concentration
- RPA = reasonable potential analysis

µg/L = micrograms per liter

Footnotes:

- [1] The MEC and ambient background concentration are the actual detected concentrations unless preceded by a “<” sign, in which case the value shown is the minimum detection level (DL).
- [2] RPA Results = Yes, if $MEC \geq WQC$, $B > WQC$ and MEC is detected, or Trigger 3
= No, if MEC and B are $< WQC$ or all effluent data are undetected
= Unknown (U), if no criteria have been promulgated or data are insufficient
- [3] The maximum effluent and ambient background concentrations listed are the total chromium concentration. The chromium (III) and chromium (VI) concentrations are less than these values but unknown.
- [4] Reasonable potential is based in part on Basin Plan sections 7.2.1.2 and 4.7.2.2.
- [5] SIP section 1.3 excludes from its reasonable potential analysis procedure priority pollutants for which a TMDL has been developed. TMDLs have been developed for mercury and PCBs in San Francisco Bay. Mercury and PCBs from wastewater discharges are regulated by NPDES Permit No. CA0038849, which implements the San Francisco Bay Mercury and PCBs TMDLs. A TMDL has also been developed for selenium in North San Francisco Bay, which includes Central San Francisco Bay. Basin Plan section 7.2.4.5 finds that municipal wastewater dischargers have no reasonable potential to cause or contribute to the selenium impairment in San Francisco Bay segments and, therefore, are not required to have numeric effluent limitations.
- [6] Asbestos sampling is only required for discharges to waters with the municipal or domestic supply (MUN) beneficial use.
- [7] Reasonable potential is based on Trigger 3 because Central San Francisco Bay is 303(d)-listed for dioxin-TEQ and elevated levels of dioxin-TEQ are found in San Francisco Bay fish tissue. Dioxin-TEQ is also present in the discharge.

b. Acute Toxicity. Basin Plan section 4.5.5.3.1 requires acute toxicity monitoring and limitations, implying there is reasonable potential for the discharge to cause or contribute to exceedances of the acute toxicity water quality objective.

c. Chronic Toxicity. There is no reasonable potential for chronic toxicity in the receiving water, and no WQBEL is required. The *Technical Support Document for Water Quality-based Toxics Control* allows for dilution credits to be considered when conducting a reasonable potential analysis. This Order establishes a chronic toxicity dilution credit of 103:1 (D=102) for Discharge Point No. 001 based on the modeled initial dilution at the outfall. This is conservative because the translated criterion for chronic toxicity is expressed as a four-day average and the dilution was calculated using daily maximum worst-case conditions. Basin Plan section 4.5.5.3.2 allows chronic toxicity dilution credits “comparable to those allowed for numeric chemical-specific objectives.” Fact Sheet section IV.C.4.b.iii establishes a dilution credit of 103:1 for ammonia.

The Discharger conducted chronic toxicity tests every other year during the previous order term using the purple sea urchin (*Strongylocentrotus purpuratus*). The maximum single-sample chronic toxicity result was 5 TU_c. Applying the dilution credit of 103:1 to 5 TU_c, the resulting toxicity is less than 1.0 TU_c, which is also less than the translated chronic toxicity objective (1.0 TU_c).

As specified in Appendix E-1 section II, after satisfying Provision VI.C.5.c, the Discharger shall conduct a chronic toxicity species screening for discharges from the Planned Facility at Discharge Point No. 002.

d. Enterococcus Bacteria. The *Water Quality Control Plan for Inland Surface Waters, Enclosed Bays, and Estuaries of California – Part 3, Bacteria Provisions and a Water Quality Standards Variance Policy* requires enterococcus bacteria

effluent limitations for discharges to marine and estuarine receiving waters that support the water contact recreation (REC1) beneficial use.

- e. **Total Coliform.** Basin Plan Table 4-2A requires total coliform effluent limitations for discharges to receiving waters with the shellfish harvesting (SHELL) beneficial use.
- f. **Sediment Quality.** Pollutants in some receiving water sediments may be present in quantities that alone or in combination are toxic to benthic communities. However, to date there is no evidence directly linking compromised sediment conditions to the discharges subject to this Order; therefore, the Regional Water Board cannot draw a conclusion about reasonable potential for these discharges to cause or contribute to exceedances of the sediment quality objectives. Nevertheless, the Discharger continues to participate in the RMP, which monitors San Francisco Bay sediment and seeks to identify stressors responsible for degraded sediment quality.

4. Water Quality-Based Effluent Limitations (WQBELs)

WQBELs were developed for the pollutants determined to have reasonable potential to cause or contribute to exceedances of water quality objectives. With the exception of acute toxicity and enterococcus bacteria (discussed below), the WQBEL calculations are based on the procedure specified in SIP section 1.4, which is required for priority pollutants. SIP section 1.4 is also used as guidance to calculate the dioxin-TEQ and ammonia WQBELs.

- a. **WQBEL Expression.** NPDES regulations at 40 C.F.R. section 122.45(d) require that permit limits for publicly-owned treatment works be expressed as average weekly and average monthly limits, unless impracticable. This Order contains daily limits instead of weekly limits because daily limits better protect against acute water quality effects and are necessary to prevent fish kills or mortality to aquatic organisms. Weekly limits could allow acute and chronic toxicity to occur over shorter periods (acute and chronic aquatic life criteria are typically expressed as one-hour and four-day averages).
- b. **Mixing Zones and Dilution Credits.** SIP section 1.4.2 allows mixing zones and dilution credits under certain circumstances.
 - i. **Facility.** The Discharger submitted a study for the existing outfall titled *Dilution Model for the Treasure Island Outfall* (September 2009) that estimates the minimum initial dilution at Discharge Point No. 001 using the U.S. EPA-supported Visual Plumes model. Modeling was based on the following conditions:
 - **Maximum daily flow** during minimum one-hour receiving water current speed at maximum receiving water temperature, and

- **Annual average daily flow** during average current speed and average receiving water temperature.

The table below summarizes the modeling results. The first number in each dilution ratio represents total parts water after mixing (ambient plus effluent); the second number represents one part effluent.

Table F-9. Minimum Initial Dilution at Discharge Point No. 001

Scenario	Effluent Flow (MGD)	Current Speed (m/s)	Temperature (°C)	Horizontal Distance of Initial Mixing (feet)	Dilution
Maximum Daily Flow	1.5	0.16	33	18	103:1
Annual Average Daily Flow	0.5	0.52	17	260	855:1

- (a) **Bioaccumulative Pollutants.** For certain bioaccumulative pollutants, dilution credit is significantly restricted or denied. Specifically, these pollutants include dioxin and furan compounds, which appear on the CWA section 303(d) list for the Central San Francisco Bay because, based on available data on the concentrations of these pollutants in aquatic organisms, sediment, and the water column, they impair beneficial uses. The following factors suggest insufficient assimilative capacity in San Francisco Bay for these pollutants.

Tissue samples taken from San Francisco Bay fish show the presence of these pollutants at concentrations greater than screening levels (*Contaminant Concentrations in Fish from San Francisco Bay, May 1997*). The results of a 1994 San Francisco Bay pilot study, presented in *Contaminated Levels in Fish Tissue from San Francisco Bay* (Regional Water Board, 1994) also show elevated levels of chemical contaminants in fish tissues. The Office of Environmental Health and Hazard Assessment completed a preliminary review of the data in the 1994 report and in December 1994 issued an interim consumption advisory covering certain fish species in San Francisco Bay due to the levels of some of these pollutants. The Office of Environmental Health and Hazard Assessment updated this advisory in a May 2011 report, *Health Advisory and Safe Eating Guidelines for San Francisco Bay Fish and Shellfish*, which still suggests insufficient assimilative capacity in San Francisco Bay for 303(d)-listed pollutants. Therefore, dilution credits are denied for bioaccumulative pollutants on the 303(d) list for which data are lacking on sources and significant uncertainty exists about how different sources contribute to bioaccumulation.

- (b) **Non-Bioaccumulative Pollutants (except ammonia and chronic toxicity).** For non-bioaccumulative pollutants (except ammonia and chronic toxicity), a conservative dilution credit of 10:1 (D = 9) has been assigned. The 10:1 dilution credit is based, in part, on Basin Plan

Prohibition 1 (Table 4-1), which prohibits discharges with less than 10:1 dilution. SIP section 1.4.2 allows for limiting the dilution credit. The dilution credit is limited for the following reasons:

- San Francisco Bay is a complex estuarine system with highly variable and seasonal upstream freshwater inflows and diurnal tidal saltwater inputs. SIP section 1.4.3 allows background conditions to be determined on a discharge-by-discharge or water body-by-water body basis. A water body-by-water body approach is taken here due to inherent uncertainties in characterizing ambient background conditions in a complex estuarine system on a discharge-by-discharge basis.
 - Because of the complex hydrology of San Francisco Bay, there are uncertainties in accurately determining an appropriate mixing zone. The models used to predict dilution do not consider the three-dimensional nature of San Francisco Bay currents resulting from the interaction of tidal flushes and seasonal freshwater outflows. Being heavier and colder than fresh water, ocean saltwater enters San Francisco Bay on a twice-daily tidal cycle, generally beneath the warmer fresh water that flows seaward. When these waters mix and interact, complex circulation patterns occur due to the varying densities of the fresh and ocean waters. The locations of this mixing and interaction change depending on the strength of each tide. Additionally, sediment loads from the Central Valley change on a long-term basis, affecting the depth of different parts of San Francisco Bay, resulting in alteration of flow patterns, mixing, and dilution at the outfall.
- (c) **Ammonia.** For ammonia, a conservative estimate of actual initial dilution was used to calculate the effluent limitations. This is justified because ammonia, a non-persistent pollutant, quickly disperses and degrades to a non-toxic state, and cumulative toxicity is unlikely. This Order uses the 855:1 dilution ratio to calculate WQBELs based on the chronic ammonia water quality objective because that objective is an annual median; the dilution associated with the permitted average dry weather flow best represents long-term (chronic) conditions. This Order uses the 103:1 dilution ratio to calculate WQBELs based on the acute ammonia water quality objective because that objective is a maximum; the dilution associated with the peak flow conservatively represents short-term (acute) conditions.
- (d) **Chronic Toxicity.** This Order uses the 103:1 dilution ratio to calculate WQBELs based on the chronic toxicity water quality objective. This is conservative because the translated criterion for chronic toxicity is expressed as a four-day average and the dilution was calculated using a “worst-case” maximum daily flow.

- ii. **Planned Facility.** Basin Plan section 4.6.1.2 states that dilution credits may be granted to shallow-water dischargers on a discharge-by-discharge and pollutant-by-pollutant basis based on SIP section 1.4.2. Because Discharge Point No. 002 will be a shallow-water discharge and will support biologically sensitive habitats, no dilution credit (D=0) was used to calculate most WQBELs.

The Discharger submitted a report containing water quality studies for its Planned Facility titled *Water Quality Studies for New Treasure Island Water Resource Recovery Facility* (February 2020). The results of the Outfall Dilution Modeling Study (Attachment A of the report), which uses the U.S. EPA-supported CORMIX model, are summarized in Table F-10. Based on the results of the analysis and currently available effluent data, this Order grants a dilution credit of 3.25:1 for cyanide and copper at Discharge Point No. 002.

Table F-10. Mixing Zone Analysis Results at Discharge Point No. 002

Dilution Factor	Chronic Conditions Area (acres)	Chronic Conditions Length (feet)	Acute Conditions Area (acres)	Acute Conditions Length (feet)
3.25:1 (D=2.25)	0.32	140	30	920

The mixing zones are granted, in part, due to the lack of effluent data for the Planned Facility, uncertainty around pollutant removal in the treatment wetland, and potentially elevated copper levels from the installation of new water distribution system piping during Treasure Island’s redevelopment. Once the distribution systems are established and the Planned Facility’s wetland reaches its maximum treatment capacity, the need for a mixing zone will be reevaluated. Granting mixing zones corresponding to 3.25:1 dilution for copper and cyanide at Discharge Point No. 002 is consistent with SIP section 1.4.2 because the mixing zones do not do any of the following:

- (a) **Compromise the integrity of the entire water body.** Central San Francisco Bay encompasses about 66,000 acres. The largest mixing zone encompasses about 30 acres, or approximately 0.05% of Central San Francisco Bay. This mixing zone is constrained to the area between the eastern shoreline of Treasure Island and the adjacent deep-water area. Therefore, it will not compromise the overall integrity of Central San Francisco Bay.
- (b) **Cause acutely toxic conditions to aquatic life passing through the mixing zone.** The mixing zones will not interfere with the movement of aquatic species or restrict the passage of aquatic life. Unlike aquatic life that must migrate up or down a stream, aquatic life need not pass through the mixing zones. Moreover, Provision IV.D of this Order contains acute toxicity limits to ensure no less than 70 percent survival of test organisms

subjected to whole effluent without dilution. These limits do not account for any dilution.

- (c) **Restrict the passage of aquatic life.** The mixing zones will not restrict the passage of aquatic life because, as explained above, aquatic life need not pass through the mixing zones. Moreover, copper and cyanide do not affect water clarity, so they will not create a physical or visual barrier that could restrict the passage of aquatic life.
- (d) **Adversely impact biologically sensitive or critical habitats, including, but not limited to, habitats of species under federal or State endangered species laws.** Several sensitive mammal and bird species are confirmed or expected to occur within the mixing zones, including harbor seals, California sea lions, double-crested cormorants, and brown pelicans. Additionally, several special-status fish species are expected to occur within Central San Francisco Bay near Treasure Island, including Pacific herring, Central California Coast coho salmon, Central California Coast steelhead trout, Central Valley fall run/late fall run Chinook salmon, Central Valley spring run Chinook salmon, Central Valley steelhead trout, Green sturgeon, Longfin smelt, and Sacramento River winter-run Chinook salmon.

Copper and cyanide are unlikely to harm birds or mammals at the concentrations anticipated to be discharged from the Planned Facility; however, copper and cyanide can pose risks to aquatic life. For example, copper can interfere with the ability of some fish to smell, and cyanide can interfere with the ability of fish to take in oxygen. Nevertheless, cyanide is expected to attenuate rapidly, both within the plant's constructed wetland and in the receiving water. Copper does not degrade in the environment, but the copper mixing zone will not adversely affect sensitive fish species because fish are not expected to reside in the mixing zone for extended periods. Based on the results of the Outfall Dilution Modeling Study (Attachment A of *Water Quality Studies for New Treasure Island Water Resource Recovery Facility*), the dynamic tides and currents in this location (two ebb tides and two flood tides per day) will likely transport any organisms within the copper mixing zone out of the area within the timeframes over which the acute and chronic objectives apply.

- (e) **Produce undesirable or nuisance aquatic life.** Copper and cyanide are not biostimulants or plant nutrients so they are not expected to cause growth of undesirable or nuisance aquatic species. Moreover, section V.A.4 of this Order imposes receiving water limitations that prohibit bottom deposits or aquatic growths to the extent that such deposits or growths cause nuisance or adversely affect beneficial uses.
- (f) **Result in floating debris, oil, or scum.** The mixing zones will not result in floating debris, oil, or scum because copper and cyanide are not oils,

they do not float, and they do not cause scum. The treatment plant is equipped with scum baffles to collect and dispose of oils, grease, debris, and scum. In addition, section V.A.1 of this Order imposes receiving water limitations that prohibit floating debris, oil, or scum at any place and at any time.

- (g) Produce objectionable color, odor, taste, or turbidity.** At the concentrations discharged, copper and cyanide do not exhibit objectionable color, odor, taste, or turbidity. Effluent discharged will receive tertiary treatment and will be disinfected. Tertiary treatment generally addresses objectionable odor, taste, and turbidity through the biological degradation of organic compounds and clarification. In addition, sections V.A.6 and V.A.7 of this Order prohibits alteration of color or turbidity beyond natural background levels.
- (h) Cause objectionable bottom deposits.** At the concentrations discharged, copper and cyanide are completely dispersed in water and do not cause bottom deposits. Moreover, section V.A.4 of this Order prohibits bottom deposits or aquatic growths to the extent that such deposits or growths cause nuisance or adversely affect beneficial uses.
- (i) Cause nuisance.** Water Code section 13050(m) defines “nuisance” to mean anything that meets all three of the following criteria:
- Is injurious to health, or is indecent or offensive to the senses, or an obstruction to the free use of property, so as to interfere with the comfortable enjoyment of life or property;
 - Affects at the same time an entire community or neighborhood, or any considerable number of persons, although the extent of the annoyance or damage inflicted upon individuals may be unequal; and
 - Occurs during, or as a result of, the treatment or disposal of wastes.

The mixing zones will not cause a nuisance because copper and cyanide, at the concentrations discharged, are not indecent or offensive to the senses. Furthermore, section V.A of this Order prohibits discharges from causing a nuisance. The Discharger conducts regular effluent monitoring that includes standard observations to confirm that nuisance conditions are not present.

- (j) Dominate the receiving water body or overlap a mixing zone from a different outfall.** The mixing zones will not dominate the receiving waters because, as discussed above, they represent very small portions of Central San Francisco Bay. Other than the mixing zones for the Facility that the Planned Facility will replace, there is no other established mixing zone in the vicinity. Therefore, the mixing zones will not overlap any other mixing zone.

(k) Be located at or near any drinking water intake. The mixing zones are within a saltwater environment and not at or near any drinking water intake.

SIP section 1.4.2.2 requires that mixing zones be as small as practicable. Projected mixing zones account for approximately 0.05% of Central San Francisco Bay. These mixing zones are considered as small as practicable because the Discharger maximizes pollutant removal through tertiary and wetland treatment, and because the Discharger is able to comply with limits based on the dilutions corresponding to the mixing zones.

c. WQBEL Calculations. The following tables show the WQBEL calculations for those pollutants with reasonable potential. Table F-11a shows WQBEL calculations for the Facility and Table F-11b shows WQBEL calculations for the Planned Facility. The Planned Facility does not require WQBELs for chlorodibromomethane because it is a byproduct of chlorine disinfection; an effluent limitation will not be required because the Planned Facility will use UV disinfection. The Planned Facility also does not require WQBELs for ammonia because technology-based effluent limitations will be sufficient to meet water quality standards.

Table F-11a. WQBEL Calculations – Facility

Pollutant	Copper	Cyanide	Dioxin-TEQ	Chlorodibromomethane	Bis(2-Ethylhexyl) Phthalate	Total Ammonia (acute)	Total Ammonia (chronic)
Units	µg/L	µg/L	µg/L	µg/L	µg/L	mg/L as N	mg/L as N
Basis and Criteria type	Basin Plan SSO	Basin Plan SSO	CTR Human Health	CTR Human Health	CTR Human Health	Basin Plan Aquatic Life	Basin Plan Aquatic Life
Criteria - Acute	—	—	—	—	—	4.2	—
Criteria - Chronic	—	—	—	—	—	—	1.3
Site-Specific Objective Criteria - Acute	11	9.4	—	—	—	—	—
Site-Specific Objective Criteria - Chronic	8.2	2.9	—	—	—	—	—
Water Effects Ratio (WER)	1	1	1	1	1	1	1
Lowest Water Quality Objective (WQO)	8.2	2.9	1.4 x 10 ⁻⁸	34	5.9	4.2	1.3
Site-Specific Translator - MDEL	0.87	—	—	—	—	—	—
Site-Specific Translator - AMEL	0.73	—	—	—	—	—	—
Dilution Factor (D)	9	9	0	9	9	102	854
No. of samples per month	4	4	4	4	4	4	30
Aquatic life criteria analysis required? (Y/N)	Y	Y	N	N	N	Y	Y
HH criteria analysis required? (Y/N)	N	Y	Y	Y	Y	N	N
Applicable Acute WQO	11	9.4	—	—	—	4.2	—
Applicable Chronic WQO	8.2	2.9	—	—	—	—	1.3
HH Criteria	—	220,000	1.4 x 10 ⁻⁸	34	5.9	—	—
Background (Maximum Conc for Aquatic Life Calc)	2.5	0.52	—	—	—	0.43	0.14

Pollutant	Copper	Cyanide	Dioxin-TEQ	Chlorodibromomethane	Bis(2-Ethylhexyl) Phthalate	Total Ammonia (acute)	Total Ammonia (chronic)
Background (Average Conc for Human Health Calc)	—	0.32	2.7×10^{-8}	0.05	0.50	—	—
Is the pollutant on the 303d list and/or bioaccumulative (Y/N)?	N	N	Y	N	N	N	N
ECA Acute	85	89	—	—	—	380	—
ECA Chronic	59	24	—	—	—	—	960
ECA HH	—	2.2×10^6	1.4×10^{-8}	340	55	—	—
No. of data points <10 or at least 80% of data reported non detect? (Y/N)	N	N	Y	N	N	N	N
Avg. of Effluent Data Points	7.8	0.73	5.1×10^{-8}	35	2.3	4.8	4.8
Std. Dev. of Effluent Data Points	2.8	1.2	7.0×10^{-8}	26	1.5	4.6	4.6
CV Calculated	0.35	1.6	N/A	0.76	0.64	0.97	0.97
CV (Selected) - Final	0.35	1.6	0.6	0.76	0.64	0.97	0.97
ECA Acute Mult99	0.48	0.14	—	—	—	0.21	—
ECA Chronic Mult99	0.67	0.25	—	—	—	—	0.89
LTA Acute	41	12	—	—	—	80	—
LTA Chronic	40	6	—	—	—	—	850
Minimum of LTAs	40	6	—	—	—	80	850
AMEL Mult95	1.3	2.5	1.6	1.7	1.6	1.9	1.3
MDEL Mult99	2.1	7.3	3.1	3.8	3.3	4.8	4.8
AMEL (Aquatic Life)	53	15	—	—	—	150	1,100
MDEL (Aquatic Life)	84	44	—	—	—	380	4,100
MDEL/AMEL Multiplier	1.6	2.9	2.0	2.2	2.1	2.5	3.6
AMEL (Human Health)	—	2.2×10^6	1.4×10^{-8}	340	55	—	—
MDEL (Human Health)	—	6.5×10^6	2.8×10^{-8}	760	110	—	—
Minimum of AMEL for Aq. life vs HH	53	15	1.4×10^{-8}	340	55	150	1,100
Minimum of MDEL for Aq. Life vs HH	84	44	2.8×10^{-8}	760	110	380	4,100
Previous Order Limit - AMEL	33	20	1.4×10^{-8}	340	53	130	130
Previous Order Limit - MDEL	46	44	2.8×10^{-8}	550	120	330	330
Final Limit - AMEL	33	15	1.4×10^{-8}	340	53	130	130
Final Limit - MDEL	46	44	2.8×10^{-8}	550	110	330	330

Table F-11b. WQBEL Calculations – Planned Facility

Pollutant	Copper	Cyanide	Dioxin-TEQ	Bis(2-Ethylhexyl) Phthalate
Units	µg/L	µg/L	µg/L	µg/L
Basis and Criteria type	Basin Plan SSO	Basin Plan SSO	CTR Human Health	CTR Human Health
Criteria - Acute	—	—	—	—
Criteria - Chronic	—	—	—	—
Site-Specific Objective Criteria - Acute	11	9.4	—	—
Site-Specific Objective Criteria - Chronic	8.1	2.9	—	—
Water Effects Ratio (WER)	1	1	1	1
Lowest Water Quality Objective (WQO)	8.1	2.9	1.4 x 10 ⁻⁸	5.9
Site-Specific Translator - MDEL	0.84	—	—	—
Site-Specific Translator - AMEL	0.74	—	—	—
Dilution Factor (D)	2.25	2.25	0	0
No. of samples per month	4	4	4	4
Aquatic life criteria analysis required? (Y/N)	Y	Y	N	N
HH criteria analysis required? (Y/N)	N	Y	Y	Y
Applicable Acute WQO	11	9.4	—	—
Applicable Chronic WQO	8.1	2.9	—	—
HH Criteria	—	220,000	1.4 x 10 ⁻⁸	5.9
Background (Maximum Conc for Aquatic Life Calc)	2.5	0.52	—	—
Background (Average Conc for Human Health Calc)	—	0.32	2.7 x 10 ⁻⁸	0.50
Is the pollutant on the 303d list and/or bioaccumulative (Y/N)?	N	N	Y	N
ECA Acute	31	29	—	—
ECA Chronic	21	8	—	—
ECA HH	—	710,000	1.4 x 10 ⁻⁸	5.9
No. of data points <10 or at least 80% of data reported non detect? (Y/N)	N	N	Y	N
Avg. of Effluent Data Points	7.8	0.73	5.1 x 10 ⁻⁸	2.3
Std. Dev. of Effluent Data Points	2.8	1.2	7.0 x 10 ⁻⁸	1.5
CV Calculated	0.35	1.6	N/A	0.64
CV (Selected) - Final	0.35	1.6	0.6	0.64
ECA Acute Mult99	0.48	0.14	—	—
ECA Chronic Mult99	0.67	0.25	—	—
LTA Acute	15	4.0	—	—
LTA Chronic	14	2.1	—	—
Minimum of LTAs	14	2.1	—	—
AMEL Mult95	1.3	2.5	1.6	1.6

Pollutant	Copper	Cyanide	Dioxin-TEQ	Bis(2-Ethylhexyl) Phthalate
MDEL Mult99	2.1	7.3	3.1	3.3
AMEL (Aquatic Life)	18	5.1	—	—
MDEL (Aquatic Life)	29	15	—	—
MDEL/AMEL Multiplier	1.6	2.9	2.0	2.1
AMEL (Human Health)	—	710,000	1.4×10^{-8}	5.9
MDEL (Human Health)	—	2.1×10^6	2.8×10^{-8}	12
Minimum of AMEL for Aq. life vs HH	18	5.1	1.4×10^{-8}	5.9
Minimum of MDEL for Aq. Life vs HH	29	15	2.8×10^{-8}	12
Previous Order (Facility) Limit – AMEL	33	20	1.4×10^{-8}	53
Previous Order (Facility) Limit - MDEL	46	44	2.8×10^{-8}	120
Final Limit - AMEL	18	5.1	1.4×10^{-8}	5.9
Final Limit - MDEL	29	15	2.8×10^{-8}	12

- d. Acute Toxicity.** This Order includes acute toxicity effluent limitations based on Basin Plan Table 4-3, assuming quarterly sampling. Based on Basin Plan section 3.3.20, if the Discharger can demonstrate that ammonia causes acute toxicity in excess of the acute toxicity limitations in this Order, and that the ammonia in the discharge complies with the ammonia effluent limitations in this Order, then such toxicity does not constitute a violation of the effluent limitations for whole effluent acute toxicity.
- e. Enterococcus Bacteria.** The enterococcus effluent limitations for Discharge Point Nos. 001 and 002 are based on the *Water Quality Control Plan for Inland Surface Waters, Enclosed Bays, and Estuaries of California – Part 3, Bacteria Provisions and a Water Quality Standards Variance Policy*.
- i. Discharge Point No. 001.** This Order grants a conservative initial dilution of 10:1 (D=9) to calculate the enterococcus effluent limitation (see Fact Sheet section IV.C.4.b.ii). To establish background conditions, the Discharger collected a receiving water sample near its outfall. The enterococcus result was <1 CFU/100 mL.

The enterococcus effluent limitation was calculated, as specified in SIP section 1.4, using the following equation:

$$ECA = C + D (C - B)$$

where:

ECA = Effluent Concentration Allowance (effluent limitation)
 C = water quality objective (30 CFU/100 mL, 110 CFU/100mL)
 D = dilution factor (D = 9)

B = background concentration (set to MDL of 1 CFU/100 mL)

This calculation results in a six-week rolling geometric mean enterococcus effluent limitation of 290 MPN/100 mL and a limitation that no more than 10 percent of enterococcus samples in a calendar month shall exceed 1,100 CFU/100mL.

- ii. **Discharge Point No. 002.** No dilution credit granted because Discharge Point No. 002 will be a shallow-water outfall. The limits are the same as the water quality objectives.
- f. **Total Coliform.** This Order includes total coliform effluent limitations based on based on Basin Plan Table 4-2A.
- i. **Discharge Point No. 001.** The effluent limitations at Discharge Point No. 001 are a five-sample median of 240 MPN/100 mL and a daily maximum of 10,000 MPN/100 mL.
 - ii. **Discharge Point No. 002.** The effluent limitations at Discharge Point No. 002 are a seven-sample median of 2.2 MPN/100 mL and a daily maximum of 240 MPN/100 mL.

D. Discharge Requirement Considerations

1. **Antidegradation.** This Order complies with the antidegradation provisions of 40 C.F.R. section 131.12 and State Water Board Resolution 68-16, which generally require effluent limitations in a reissued permit to be as stringent as those in the previous order. The requirements of this Order are at least as stringent as those in the previous order. This Order does not authorize a flow increase or a reduced level of treatment compared to the requirements of the previous order.

The Planned Facility will not degrade water quality if and when it replaces the Facility. Due to planned redevelopment on Treasure Island, the service area population is expected to increase, and the Planned Facility is likely to receive more wastewater than the current Facility. However, compared to the discharges authorized for the current Facility (the baseline for considering degradation), this Order reduces the permitted flow for the Planned Facility and requires more treatment (i.e., the Planned Facility will treat all effluent to tertiary treatment standards, not just secondary treatment standards). Additionally, the Planned Facility will recycle a portion of its flow rather than discharging it and will provide polishing wetland treatment for the effluent to be discharged.

2. **Anti-backsliding.** This Order complies with the anti-backsliding provisions of CWA sections 402(o) and 303(d)(4), and 40 C.F.R. section 122.44(l), which generally require effluent limitations in a reissued permit to be as stringent as those in the previous order. The requirements of this Order are at least as stringent as those in the previous order with the exception of the effluent limitations for chlorodibromomethane and chlorine residual for the Planned Facility. The Planned

Facility will use UV disinfection rather than chlorination, making effluent limitations for chlorodibromomethane (a byproduct from chlorination) and chlorine residual unnecessary.

The State Water Board adopted the *Water Quality Control Plan for Inland Surface Waters, Enclosed Bays, and Estuaries of California – Part 3, Bacteria Provisions and a Water Quality Standards Variance Policy* on August 7, 2018, which supersedes the effluent limitations in the Basin Plan. The new effluent limitations are based on a different averaging period than the previous limits and are therefore not directly comparable.

- 3. Stringency of Requirements for Individual Pollutants.** This Order contains both technology-based effluent limits and WQBELs for individual pollutants. The technology-based requirements implement minimum, applicable federal technology-based requirements. In addition, this Order contains more stringent WQBELs as necessary to meet water quality standards. Collectively, this Order’s restrictions on individual pollutants are no more stringent than required to implement CWA requirements.

This Order’s WQBELs have been derived to implement water quality objectives that protect beneficial uses. The beneficial uses and water quality objectives have been approved pursuant to federal law and are the applicable federal water quality standards. To the extent that WQBELs were derived from the CTR, the CTR is the applicable standard pursuant to 40 C.F.R. section 131.38. The procedures for calculating these WQBELs are based on the CTR, as implemented in accordance with the SIP, which U.S. EPA approved on May 18, 2000. U.S. EPA approved most Basin Plan beneficial uses and water quality objectives prior to May 30, 2000. Beneficial uses and water quality objectives submitted to U.S. EPA prior to May 30, 2000, but not approved by U.S. EPA before that date, are nonetheless “applicable water quality standards for purposes of the CWA” pursuant to 40 C.F.R. section 131.21(c)(1). U.S. EPA approved the remaining beneficial uses and water quality objectives so they are applicable water quality standards pursuant to 40 C.F.R. section 131.21(c)(2).

V. RATIONALE FOR RECEIVING WATER LIMITATIONS

The receiving water limitations in sections V.A and V.B of the Order are based on Basin Plan narrative and numeric water quality objectives. The receiving water limitation in section V.C of the Order requires compliance with federal and State water quality standards in accordance with the CWA and regulations adopted thereunder.

VI. RATIONALE FOR PROVISIONS

A. Standard Provisions

Attachment D contains standard provisions that apply to all NPDES permits in accordance with 40 C.F.R. section 122.41 and additional conditions applicable to specific categories of permits in accordance with 40 C.F.R. section 122.42. The Discharger must comply with these provisions. The conditions set forth in 40 C.F.R. sections 122.41(a)(1)

and (b) through (n) apply to all state-issued NPDES permits and must be incorporated into permits either expressly or by reference.

In accordance with 40 C.F.R. section 123.25(a)(12), states may omit or modify conditions to impose more stringent requirements. Attachment G contains standard provisions that supplement the federal standard provisions in Attachment D. This Order omits the federal conditions that address enforcement authority specified in 40 C.F.R. sections 122.41(j)(5) and (k)(2) because the State's enforcement authority under the Water Code is more stringent. In lieu of these conditions, this Order incorporates Water Code section 13387(e) by reference.

B. Monitoring and Reporting

CWA section 308 and 40 C.F.R. sections 122.41(h), 122.41(j)-(l), 122.44(i), and 122.48 require that NPDES permits specify monitoring and reporting requirements. Water Code sections 13267 and 13383 also authorize the Regional Water Board to establish monitoring, inspection, entry, reporting, and recordkeeping requirements. The MRP establishes monitoring, reporting, and recordkeeping requirements that implement federal and State requirements. For more background regarding these requirements, see Fact Sheet section VII. Regional Water Board Order No. R2-2016-0008 allows the Discharger to opt for certain alternative monitoring requirements.

C. Special Provisions

1. Reopener Provisions

These provisions are based on 40 C.F.R. sections 122.62 and 122.63 and allow modification of this Order and its effluent limitations as necessary in response to updated water quality objectives, regulations, or other new and relevant information that may become available in the future, and other circumstances as allowed by law.

2. Effluent Characterization Study and Report

This Order does not include effluent limitations for priority pollutants that do not demonstrate reasonable potential, but this provision requires the Discharger to evaluate monitoring data to verify that the reasonable potential analysis conclusions of this Order remain valid. This requirement is authorized pursuant to 40 C.F.R. section 122.41(h) and Water Code section 13267 and is necessary to inform the next permit reissuance and to ensure that the Discharger takes timely steps in response to any unanticipated change in effluent quality during the term of this Order.

3. Pollutant Minimization Program

This provision is based on Basin Plan section 4.13.2 and SIP section 2.4.5.

4. Special Provisions for Publicly-Owned Treatment Works (POTWs)

- a. **Sludge and Biosolids Management.** This provision is based on Basin Plan section 4.17. “Sludge” refers to the solid, semisolid, and liquid residue removed during primary, secondary, and advanced wastewater treatment processes. “Biosolids” refers to sludge that has been treated and may be beneficially reused.
- b. **Collection System Management.** The Discharger’s collection system (see Fact Sheet section II.A.2) is part of the Facility regulated through this Order. This provision requires compliance with Attachments D and G and states that these requirements may be satisfied by separately complying with State Water Board Order No. 2006-0003-DWQ, Statewide General Waste Discharge Requirements for Sanitary Sewer Systems, as amended by State Water Board Order No. WQ 2013-0058-EXEC and any subsequent order updating these requirements. These statewide WDRs require public agencies that own or operate sanitary sewer systems with one or more miles of sewer lines to enroll for coverage and comply with requirements to develop sanitary sewer management plans and report sanitary sewer overflows, among other provisions and prohibitions. The statewide WDRs contain requirements for operation and maintenance of collection systems and for reporting and mitigating sanitary sewer overflows that are more extensive and, therefore, more stringent than the standard provisions in Attachments D and G. Compliance with the statewide WDRs will satisfy the corresponding requirements in Attachments D and G.

5. Other Special Provisions

- a. **Copper Action Plan.** This provision is based on Basin Plan section 7.2.1.2 and is necessary to ensure that use of copper site-specific objectives is consistent with antidegradation policies. This Order requires the Discharger to implement source control and pollution prevention for identified sources. Additional actions may be necessary depending on the three-year rolling mean copper concentration in Central San Francisco Bay. Data the San Francisco Estuary Institute compiled for 2013-2017 indicate no degradation of San Francisco Bay water quality with respect to copper (www.sfei.org/pages/copper-site-specific-objective-3-year-rolling-averages-0).
- b. **Cyanide Action Plan.** This provision is based on Basin Plan section 4.7.2.2 and is necessary to ensure that use of cyanide site-specific objectives is consistent with antidegradation policies. The threshold for considering influent cyanide concentrations to indicate a possible “significant cyanide discharge” in the Discharger’s service area is set at 10 µg/L. This concentration is twice the minimum level of the required analytical method for cyanide (5.0 µg/L) listed in Attachment G Table B. Because the Discharger has observed no influent cyanide concentrations greater than 5.0 µg/L, if influent concentrations twice this level were observed, there could be a significant cyanide source.

- c. **Planned Facility.** This provision is based on 40 C.F.R. section 122.41(l). It specifies conditions that must be met before the Discharger brings its new treatment plant online. It is necessary for the Regional Water Board to know when the new plant begins treating wastewater and to ensure that the plant can effectively and reliably comply with the requirements of this Order.

The option to submit a startup operations plan is based on Water Code section 13385(j)(1)(D), which exempts the Discharger from mandatory minimum penalties for violations within a defined startup adjustment and testing period under specific conditions. This option is necessary if the Discharger wants to demonstrate that it adequately satisfied the conditions necessary for exemption from mandatory minimum penalties associated with any potential violations during the upgraded plant's startup period. Pursuant to Water Code section 13385(j)(1)(D), the Discharger is exempt from mandatory minimum penalties for violations within the defined startup adjustment and testing period if the Discharger can demonstrate the following:

- i. Compliance with its operations plan,
 - ii. Violations resulted from the operation of the new or upgraded wastewater treatment units, and
 - iii. Violations could not have reasonably been avoided.
- d. **Anaerobically-Digestible Material.** Standard Operating Procedures are required for dischargers that accept hauled waste food, fats, oil, and grease for injection into anaerobic digesters. The development and implementation of Standard Operating Procedures for management of these materials is intended to allow the California Department of Resources Recycling and Recovery to exempt operations from separate and redundant permitting programs. If the Discharger does not accept fats, oil, and grease for resource recovery purposes, it is not required to develop and implement Standard Operating Procedures.

Some POTWs choose to accept organic material, such as waste food, fats, oils, and grease, into their anaerobic digesters to increase production of methane and other biogases for energy production and to prevent such materials from being discharged into the collection system and potentially causing sanitary sewer overflows. This activity also results in landfill diversion and greenhouse gas reduction. The California Department of Resources Recycling and Recovery has proposed to exclude POTWs from Process Facility/Transfer Station permit requirements when the same activities are regulated under waste discharge requirements or NPDES permits. The proposed exclusion is restricted to anaerobically-digestible materials that have been prescreened, slurried, processed, and conveyed in a closed system for co-digestion with regular sewage sludge. The exclusion assumes that the facility has developed Standard Operating Procedures for proper handling, processing, tracking, and management.

- e. **Annual Average Selenium Load.** This provision is based on Basin Plan section 7.2.4.5. The information will be used to confirm that selenium loads are consistent with wasteload allocations.

VII. RATIONALE FOR MONITORING AND REPORTING PROGRAM (MRP)

Attachment E contains the MRP for this Order. It specifies sampling stations, pollutants to be monitored (including all parameters for which effluent limitations are specified), monitoring frequencies, and reporting requirements. The following provides the rationale for these requirements:

A. MRP Requirements Rationale

1. **Influent Monitoring.** Influent flow monitoring is necessary to understand Facility and Planned Facility operations, and to evaluate compliance with Discharge Prohibition III.D. Influent BODs and TSS monitoring is necessary to evaluate compliance with this Order's 85 percent removal requirements. Basin Plan section 4.7.2.2 requires cyanide monitoring because this Order is based on site-specific cyanide water quality objectives.
2. **Effluent Monitoring.** Effluent flow monitoring is necessary to understand Facility and Planned Facility operations. Monitoring for other parameters is necessary to evaluate compliance with this Order's effluent limitations and to conduct future reasonable potential analyses.
3. **Toxicity Testing.** Acute and chronic toxicity tests are necessary to evaluate compliance with this Order's effluent limitations and to conduct future reasonable potential analyses. Chronic toxicity tests are also necessary to evaluate whether chronic toxicity exceeds the trigger for accelerated monitoring and Toxicity Reduction Evaluations based on Basin Plan sections 4.5.5.3.2 and 4.5.5.3.3 and Basin Plan Table 4-5.

Because the Discharger elected to participate in the *Alternate Monitoring and Reporting Requirements for Municipal Wastewater Dischargers for the Purpose of Adding Support to the San Francisco Bay Regional Monitoring Program* (Order No. R2-2016-0008) and there was no significant change in the nature of the effluent, the Discharger did not conduct a chronic toxicity screening phase study for this permit reissuance. The MRP specifies that the purple sea urchin (*Strongylocentrotus purpuratus*) is to be used for chronic toxicity testing unless a more sensitive species is identified.

4. **Receiving Water Monitoring.** The Discharger is required to continue participating in the Regional Monitoring Program, which involves collecting data on pollutants and toxicity in San Francisco Bay water, sediment, and biota. This monitoring is necessary to characterize the receiving water and the effects that the discharge has on it.

5. Other Monitoring Requirements. Pursuant to CWA section 308, U.S. EPA requires dischargers to participate in a Discharge Monitoring Report-Quality Assurance (DMR-QA) Study Program. The program annually evaluates the analytical abilities of laboratories that perform or support NPDES permit-required monitoring. The program applies to discharger laboratories and contract laboratories. There are two options to comply: (1) dischargers can obtain and analyze DMR-QA samples, or (2) pursuant to a waiver U.S. EPA issued to the State Water Board, dischargers can submit results from the most recent Water Pollution Performance Evaluation Study. Dischargers must submit results annually to the State Water Board, which then forwards the results to U.S. EPA.

The recycled water monitoring and reporting requirements incorporate the existing requirements of State Water Board Order No. WQ 2019-0037-EXEC (Amending Monitoring and Reporting Programs for Waste Discharge Requirements, National Pollutant Discharge Elimination System Permits, Water Reclamation Requirements, Master Recycling Permits, and General Waste Discharge Requirements), issued on July 24, 2019, pursuant to Water Code sections 13267 and 13383.

B. Monitoring Requirements Summary. The table below summarizes routine monitoring requirements. This table is for informational purposes only. The actual requirements are specified in the MRP and elsewhere in this Order.

Table F-12. Monitoring Requirements Summary

Parameter ^[1]	Influent INF-001 ^[2]	Influent INF-002 ^[2]	Effluent EFF-001 ^[2]	Effluent EFF-002-D ^[2]	Effluent EFF-002 ^[2]	Recycled Water REC-001 ^[2]	Receiving Water
Flow	Continuous/D	Continuous/D	Continuous/D	Continuous/D	—	Continuous/D	—
BOD ₅	1/Week	1/Week	1/Week	1/Week	—	—	—
TSS	1/Week	1/Week	1/Week	1/Week	—	—	—
Oil and Grease	—	—	1/Quarter	1/Quarter	—	—	—
pH	—	—	Continuous/D	Continuous/D	—	—	Support RMP
Turbidity	—	—	—	Continuous/D	—	—	—
Temperature	—	—	1/Week	1/Month	—	—	Support RMP
Chlorine, Total Residual	—	—	Continuous/2H	—	—	—	—
Ammonia, Total	—	—	1/Month	1/Month	—	—	Support RMP
Total Coliform	—	—	1/Quarter	1/Quarter	—	—	—
Enterococcus Bacteria	—	—	1/Week	1/Week	—	—	—
Bis(2-Ethylhexyl) Phthalate	—	—	2/Year	2/Year	—	—	Support RMP
Chlorodibromo-methane	—	—	1/Quarter	—	—	—	Support RMP
Copper, Total Recoverable	—	—	1/Month	1/Month	—	—	Support RMP

Parameter ^[1]	Influent INF-001 ^[2]	Influent INF-002 ^[2]	Effluent EFF-001 ^[2]	Effluent EFF-002-D ^[2]	Effluent EFF-002 ^[2]	Recycled Water REC-001 ^[2]	Receiving Water
Cyanide, Total	1/Year	1/Year	1/Month	1/Month	—	—	Support RMP
Dioxin-TEQ	—	—	1/Year ^[3]	1/Year ^[3]	—	—	Support RMP
Acute Toxicity	—	—	1/Quarter	1/Quarter	—	—	—
Chronic Toxicity	—	—	2/Year	2/Year	—	—	—
Remaining Priority Pollutants	—	—	1/Year ^[4]	1/Year ^[4]	—	—	Support RMP
Standard Observations	—	—	—	—	1/Week	—	—

Footnotes:

- [1] The Discharger must also comply with the monitoring requirements in the Mercury and PCBs Watershed Permit (NPDES Permit No. CA0038849) and the Nutrients Watershed Permit (NPDES Permit No. CA0038873).
- [2] The MRP defines these sampling frequencies.
- [3] The Alternate MRP reduces this sampling frequency to once per permit term.
- [4] The Alternate MRP reduces the sampling frequency for priority pollutants to once per permit term, except for VOCs, BNAs, and chlorinated pesticides.

VIII. PUBLIC PARTICIPATION

The Regional Water Board considered the issuance of WDRs that will serve as an NPDES permit for the Facility. As a step in the WDR adoption process, Regional Water Board staff developed tentative WDRs and encouraged public participation in the WDR adoption process.

A. Notification of Interested Parties. The Regional Water Board notified the Discharger and interested agencies and persons of its intent to prescribe WDRs for the discharge and provided an opportunity to submit written comments and recommendations. The public had access to the agenda and any changes in dates and locations through the Regional Water Board’s website at <http://www.waterboards.ca.gov/sanfranciscobay>.

B. Written Comments. Interested persons were invited to submit written comments concerning the tentative WDRs as explained through the notification process. Comments were to be submitted either in person or by mail to the Executive Office at the Regional Water Board at 1515 Clay Street, Suite 1400, Oakland, California 94612, to the attention of Anna Gallagher.

For full staff response and Regional Water Board consideration, the written comments were due at the Regional Water Board office by 5:00 p.m. on April 24, 2020.

C. Public Hearing. The Regional Water Board held a public hearing on the tentative WDRs during its regular meeting at the following date and time:

Date: June 10, 2020
 Time: 9:00 a.m.
 Contact: Anna Gallagher, (510) 622-2359, Anna.Gallagher@waterboards.ca.gov

Interested persons were provided notice of the hearing and information on how to participate. During the public hearing, the Regional Water Board heard testimony pertinent to the discharge, WDRs, and permit. For accuracy of the record, important testimony was requested to be in writing.

Dates and venues can change. The Regional Water Board web address is <http://www.waterboards.ca.gov/sanfranciscobay>, where one could access the current agenda for changes.

- D. Reconsideration of Waste Discharge Requirements.** Any aggrieved person may petition the State Water Board to review the Regional Water Board decision regarding the final WDRs. The State Water Board must receive the petition at the following address within 30 calendar days of the Regional Water Board action:

State Water Resources Control Board
Office of Chief Counsel
P.O. Box 100, 1001 I Street
Sacramento, CA 95812-0100

For instructions on how to file a petition for review, see www.waterboards.ca.gov/public_notices/petitions/water_quality/wqpetition_instr.shtml.

- E. Information and Copying.** The Report of Waste Discharge, related supporting documents, and comments received are on file and may be inspected at the address above at any time between 8:00 a.m. and 5:00 p.m. (except noon to 1:00 p.m.), Monday through Friday. Copying of documents may be arranged by calling (510) 622-2300.
- F. Register of Interested Persons.** Any person interested in being placed on the mailing list for information regarding the WDRs and NPDES permit should contact the Regional Water Board, reference the Facility, and provide a name, address, and phone number.
- G. Additional Information.** Requests for additional information or questions regarding this Order should be directed to Anna Gallagher, at (510) 622-2359 or Anna.Gallagher@waterboards.ca.gov.

ATTACHMENT G

**REGIONAL STANDARD PROVISIONS, AND
MONITORING AND REPORTING REQUIREMENTS
(SUPPLEMENT TO ATTACHMENT D)**

November 2017

Contents

I. STANDARD PROVISIONS – PERMIT COMPLIANCE	G-1
A. Duty to Comply	G-1
B. Need to Halt or Reduce Activity Not a Defense	G-1
C. Duty to Mitigate	G-1
1. Contingency Plan	G-1
2. Spill Prevention Plan	G-2
D. Proper Operation and Maintenance.....	G-2
1. Operation and Maintenance Manual	G-2
2. Wastewater Facilities Status Report	G-2
3. Proper Supervision and Operation of Publicly-Owned Treatment Works (POTWs).....	G-2
E. Property Rights	G-2
F. Inspection and Entry	G-2
G. Bypass	G-3
H. Upset	G-3
I. Other	G-3
II. STANDARD PROVISIONS – PERMIT ACTION	G-3
III. STANDARD PROVISIONS – MONITORING.....	G-3
A. Sampling and Analyses.....	G-3
1. Certified Laboratories.....	G-3
2. Minimum Levels	G-3
3. Monitoring Frequency.....	G-3
B. Standard Observations	G-6
1. Receiving Water Observations.....	G-6
2. Wastewater Effluent Observations	G-6
3. Beach and Shoreline Observations.....	G-6
4. Waste Treatment and/or Disposal Facility Periphery Observations.....	G-6
IV. STANDARD PROVISIONS – RECORDS	G-7
A. Records to be Maintained	G-7
B. Records of Monitoring.....	G-7
1. Analytical Information	G-7
2. Disinfection Process	G-7
3. Wastewater Treatment Process Solids.....	G-8
4. Treatment Process Bypasses	G-8
5. Treatment Facility Overflows	G-8
C. Claims of Confidentiality.....	G-8
V. STANDARD PROVISIONS – REPORTING.....	G-8
A. Duty to Provide Information.....	G-8
B. Signatory and Certification Requirements.....	G-8
C. Monitoring Reports.....	G-8
1. Self-Monitoring Reports.....	G-8
D. Compliance Schedules	G-12
E. Twenty-Four Hour Reporting	G-12
1. Oil or Other Hazardous Material Spills.....	G-12
2. Unauthorized Municipal Wastewater Treatment Plant Discharges.....	G-13
F. Planned Changes	G-14
G. Anticipated Noncompliance.....	G-14

H. Other Noncompliance G-14
I. Other Information G-14
VI. STANDARD PROVISION – ENFORCEMENT..... G-14
VII. ADDITIONAL PROVISIONS – NOTIFICATION LEVELS..... G-14
VIII. DEFINITIONS..... G-14

REGIONAL STANDARD PROVISIONS, AND MONITORING AND REPORTING REQUIREMENTS

APPLICABILITY

This document supplements the requirements of Federal Standard Provisions (Attachment D). For clarity, these provisions are arranged using to the same headings as those used in Attachment D.

I. STANDARD PROVISIONS - PERMIT COMPLIANCE

A. **Duty to Comply** – Not Supplemented

B. **Need to Halt or Reduce Activity Not a Defense** – Not Supplemented

C. **Duty to Mitigate** – Supplement to Attachment D, Provision I.C.

1. **Contingency Plan.** The Discharger shall maintain a Contingency Plan as prudent in accordance with current facility emergency planning. The Contingency Plan shall describe procedures to ensure that existing facilities remain in, or are rapidly returned to, operation in the event of a process failure or emergency incident, such as employee strike, strike by suppliers of chemicals or maintenance services, power outage, vandalism, earthquake, or fire. The Discharger may combine the Contingency Plan and Spill Prevention Plan (see Provision I.C.2, below) into one document. In accordance with Regional Water Board Resolution No. 74-10, discharge in violation of the permit where the Discharger has failed to develop and implement a Contingency Plan as described below may be the basis for considering the discharge a willful and negligent violation of the permit pursuant to California Water Code section 13387. The Contingency Plan shall, at a minimum, provide for the following:
 - a. Sufficient personnel for continued facility operation and maintenance during employee strikes or strikes against contractors providing services;
 - b. Maintenance of adequate chemicals or other supplies, and spare parts necessary for continued facility operations;
 - c. Emergency standby power;
 - d. Protection against vandalism;
 - e. Expeditious action to repair failures of, or damage to, equipment, including any sewer lines;
 - f. Reporting of spills and discharges of untreated or inadequately treated wastes, including measures taken to clean up the effects of such discharges; and

G. Bypass – Not Supplemented

H. Upset – Not Supplemented

I. Other – Addition to Attachment D

1. Neither the treatment nor the discharge of pollutants shall create pollution, contamination, or nuisance as defined by California Water Code section 13050.
2. Collection, treatment, storage, and disposal systems shall be operated in a manner that precludes public contact with wastewater. If public contact with wastewater could reasonably occur on public property, warning signs shall be posted.
3. If the Discharger submits a timely and complete Report of Waste Discharge for permit reissuance, this permit shall continue in force and effect until the permit is reissued or the Regional Water Board rescinds the permit.

II. STANDARD PROVISIONS – PERMIT ACTION – Not Supplemented

III. STANDARD PROVISIONS – MONITORING

A. Sampling and Analyses – Supplement to Attachment D, Provisions III.A and III.B

1. **Certified Laboratories.** Water and waste analyses shall be performed by a laboratory certified for these analyses in accordance with California Water Code section 13176.
2. **Minimum Levels.** For the 126 priority pollutants, the Discharger should use the analytical methods listed in Table B unless the Monitoring and Reporting Program (MRP, Attachment E) requires a particular method or minimum level (ML). All monitoring instruments and equipment shall be properly calibrated and maintained to ensure accuracy of measurements.
3. **Monitoring Frequency.** The MRP specifies the minimum sampling and analysis schedule.
 - a. **Sample Collection Timing**
 - i. The Discharger shall collect influent samples on varying days selected at random and shall not include any plant recirculation or other sidestream wastes, unless otherwise stipulated in the MRP. The Executive Officer may approve an alternative influent sampling plan if it is representative of plant influent and complies with all other permit requirements.
 - ii. The Discharger shall collect effluent samples on days coincident with influent sampling, unless otherwise stipulated by the MRP. If influent sampling is not required, the Discharger shall collect effluent samples on varying days selected at random, unless otherwise stipulated in the MRP. The

Executive Officer may approve an alternative effluent sampling plan if it is representative of plant discharge and in compliance with all other permit requirements.

- iii. The Discharger shall collect effluent grab samples during periods of daytime maximum peak flows (or peak flows through secondary treatment units for facilities that recycle effluent).
- iv. Effluent sampling for conventional pollutants shall occur on at least one day of any multiple-day bioassay the MRP requires. During the course of the bioassay, on at least one day, the Discharger shall collect and retain samples of the discharge. In the event that a bioassay result does not comply with effluent limitations, the Discharger shall analyze the retained samples for pollutants that could be toxic to aquatic life and for which it has effluent limitations.
 - (a) The Discharger shall perform bioassays on final effluent samples; when chlorine is used for disinfection, bioassays shall be performed on effluent after chlorination and dechlorination; and
 - (b) The Discharger shall analyze for total ammonia nitrogen and calculate the amount of un-ionized ammonia whenever test results fail to meet effluent limitations.

b. Conditions Triggering Accelerated Monitoring

- i. **Average Monthly Effluent Limitation Exceedance.** If the results from two consecutive samples of a constituent monitored in a particular month exceed the average monthly effluent limitation for any parameter (or if the required sampling frequency is once per month or less and the monthly sample exceeds the average monthly effluent limitation), the Discharger shall, within 24 hours after the results are received, increase its sampling frequency to daily until the results from the additional sampling show that the parameter complies with the average monthly effluent limitation.
- ii. **Maximum Daily Effluent Limitation Exceedance.** If a sample result exceeds a maximum daily effluent limitation, the Discharger shall, within 24 hours after the result is received, increase its sampling frequency to daily until the results from two samples collected on consecutive days show compliance with the maximum daily effluent limitation.
- iii. **Acute Toxicity.** If final or intermediate results of an acute bioassay indicate a violation or threatened violation (e.g., the percentage of surviving test organisms of any single acute bioassay is less than 70 percent), the Discharger shall initiate a new test as soon as practical or as described in applicable State Water Board plan provisions that become effective after adoption of these Regional Standard Provisions. The Discharger shall

investigate the cause of the mortalities and report its findings in the next self-monitoring report.

- iv. **Chlorine.** The Discharger shall calibrate chlorine residual analyzers against grab samples as frequently as necessary to maintain accurate control and reliable operation. If an effluent violation is detected, the Discharger shall collect grab samples at least every 30 minutes until compliance with the limitation is achieved, unless the Discharger monitors chlorine residual continuously. In such cases, the Discharger shall continue to conduct continuous monitoring.
- v. **Bypass.** Except as indicated below, if a Discharger bypasses any portion of its treatment facility, it shall monitor flows and collect samples at affected discharge points and analyze samples for all constituents with effluent limitations on a daily basis for the duration of the bypass. The Discharger need not accelerate chronic toxicity monitoring. The Discharger also need not collect and analyze samples for mercury, dioxin-TEQ, and PCBs after the first day of the bypass. The Discharger may satisfy the accelerated acute toxicity monitoring requirement by conducting a flow-through test or static renewal test that captures the duration of the bypass (regardless of the method specified in the MRP). If bypassing disinfection units only, the Discharger shall only monitor bacteria indicators daily.
 - (a) **Bypass for Essential Maintenance.** If a Discharger bypasses a treatment unit for essential maintenance pursuant to Attachment D section I.G.2, the Executive Officer may reduce the accelerated monitoring requirements above if the Discharger (i) monitors effluent at affected discharge points on the first day of the bypass for all constituents with effluent limitations, except chronic toxicity; and (ii) identifies and implements measures to ensure that the bypass will continue to comply with effluent limitations.
 - (b) **Approved Wet Weather Bypasses.** If a Discharger bypasses a treatment unit or permitted outfall during wet weather with Executive Officer approval pursuant to Attachment D section I.G.4, the Discharger shall monitor flows and collect and retain samples for affected discharge points on a daily basis for the duration of the bypass. The Discharger shall analyze daily for TSS using 24-hour composites (or more frequent increments) and for bacteria indicators with effluent limitations using grab samples. If TSS exceeds 45 mg/L in any composite sample, the Discharger shall also analyze daily the retained samples for all other constituents with effluent limitations, except oil and grease, mercury, PCBs, dioxin-TEQ, and acute and chronic toxicity. Additionally, at least once each year, the Discharger shall analyze the retained samples for one approved bypass for all other constituents with effluent limitations, except oil and grease, mercury, PCBs, dioxin-TEQ, and acute and chronic

toxicity. This monitoring shall be in addition to the minimum monitoring specified in the MRP.

B. Standard Observations – Addition to Attachment D

- 1. Receiving Water Observations.** The following requirements only apply when the MRP requires standard observations of receiving waters. Standard observations shall include the following:
 - a. Floating and Suspended Materials** (e.g., oil, grease, algae, and other macroscopic particulate matter) — presence or absence, source, and size of affected area.
 - b. Discoloration and Turbidity** — color, source, and size of affected area.
 - c. Odor** — presence or absence, characterization, source, and distance of travel.
 - d. Beneficial Water Use** — estimated number of water-associated waterfowl or wildlife, fisherpeople, and other recreational activities.
 - e. Hydrographic Condition** — time and height of high and low tides (corrected to nearest National Oceanic and Atmospheric Administration location for the sampling date and time).
 - f. Weather Conditions** — wind direction, air temperature, and total precipitation during five days prior to observation.
- 2. Wastewater Effluent Observations.** The following requirements only apply when the MRP requires standard observations of wastewater effluent. Standard observations shall include the following:
 - a. Floating and Suspended Material of Wastewater Origin** (e.g., oil, grease, algae, and other macroscopic particulate matter) — presence or absence.
 - b. Odor** — presence or absence, characterization, source, distance of travel, and wind direction.
- 3. Beach and Shoreline Observations.** The following requirements only apply when the MRP requires standard observations of beaches or shorelines. Standard observations shall include the following:
 - a. Material of Wastewater Origin** — presence or absence, description of material, estimated size of affected area, and source.
 - b. Beneficial Use** — estimate of number of people participating in recreational water contact, non-water contact, and fishing activities.
- 4. Waste Treatment and/or Disposal Facility Periphery Observations.** The following requirements only apply when the MRP requires standard observations of

the periphery of waste treatment or disposal facilities. Standard observations shall include the following:

- a. **Odor** — presence or absence, characterization, source, and distance of travel.
- b. **Weather Conditions** — wind direction and estimated velocity.

IV. STANDARD PROVISIONS – RECORDS

A. **Records to be Maintained** – Supplement to Attachment D, Provision IV.A

The Discharger shall maintain records in a manner and at a location (e.g., the wastewater treatment plant or the Discharger’s offices) such that the records are accessible to Regional Water Board staff. The minimum retention period specified in Attachment D, Provision IV, shall be extended during the course of any unresolved litigation regarding permit-related discharges, or when requested by Regional Water Board or U.S. EPA, Region IX, staff.

A copy of the permit shall be maintained at the discharge facility and be available at all times to operating personnel.

B. **Records of Monitoring** – Supplement to Attachment D, Provision IV.B

Monitoring records shall include the following:

1. **Analytical Information.** Records shall include analytical method detection limits, minimum levels, reporting levels, and related quantification parameters.
2. **Disinfection Process.** For the disinfection process, records shall include the following:
 - a. For bacteriological analyses:
 - i. Wastewater flow rate at the time of sample collection; and
 - ii. Required statistical parameters for cumulative bacterial values (e.g., moving median or geometric mean for the number of samples or sampling period identified in the MRP).
 - b. For the chlorination process (when chlorine is used for disinfection), at least daily average values for the following:
 - i. Chlorine residual of treated wastewater as it enters the chlorine contact basin (mg/L);
 - ii. Chlorine dosage (kg/day); and
 - iii. Dechlorination chemical dosage (kg/day).

- 3. Wastewater Treatment Process Solids.** For each treatment unit process that involves solids removal from the wastewater stream, records shall include the following:
 - a. Total volume or mass of solids removed from each collection unit (e.g., grit, skimmings, undigested biosolids, or combination) for each calendar month or other time period as appropriate, but not to exceed annually; and
 - b. Final disposition of such solids (e.g., landfill, other subsequent treatment unit).
- 4. Treatment Process Bypasses.** For all treatment process bypasses, including wet weather blending, records shall include the following:
 - a. Chronological log of treatment process bypasses;
 - b. Identification of treatment processes bypassed;
 - c. Beginning and ending dates and times of bypasses;
 - d. Bypass durations;
 - e. Estimated bypass volumes; and
 - f. Description of, or reference to other reports describing, the bypasses, their cause, the corrective actions taken (except for wet weather blending explicitly approved within the permit and in compliance with any related permit conditions), and any additional monitoring conducted.
- 5. Treatment Plant Overflows.** The Discharger shall retain a chronological log of overflows at the treatment plant, including the headworks and all units and appurtenances downstream, and records supporting the information provided in accordance with Provision V.E.2, below.

C. Claims of Confidentiality – Not Supplemented

V. STANDARD PROVISIONS – REPORTING

A. Duty to Provide Information – Not Supplemented

B. Signatory and Certification Requirements – Not Supplemented

C. Monitoring Reports – Supplement to Attachment D, Provision V.C

- 1. Self-Monitoring Reports.** For each reporting period established in the MRP, the Discharger shall submit a self-monitoring report to the Regional Water Board in accordance with the requirements listed in the MRP and below:

- a. Transmittal Letter.** Each self-monitoring report shall be submitted with a transmittal letter that includes the following:
- i.** Identification of all violations of effluent limitations or other waste discharge requirements found during the reporting period;
 - ii.** Details regarding the violations, such as parameters, magnitude, test results, frequency, and dates;
 - iii.** Causes of the violations;
 - iv.** Corrective actions taken or planned to resolve violations and prevent recurrences, and dates or time schedules for implementation (the Discharger may refer to previously submitted reports that address the corrective actions);
 - v.** Explanation for any data invalidation. Data should not be submitted in a self-monitoring report if it does not meet quality assurance/quality control standards. However, if the Discharger wishes to invalidate a measurement after submitting it in a self-monitoring report, the Discharger shall identify the measurement suspected to be invalid and state the Discharger's intent to submit, within 60 days, a formal request to invalidate the measurement. The formal request shall include the original measurement in question, the reason for invalidating the measurement, all relevant documentation that supports invalidation (e.g., laboratory sheet, log entry, test results), and a discussion of the corrective actions taken or planned (with a time schedule for completion) to prevent recurrence of the sampling or measurement problem;
 - vi.** Description of blending, if any. If the Discharger blends, it shall describe the duration of blending events and certify whether the blending complied with all conditions for blending;
 - vii.** Description of other bypasses, if any. If the Discharger bypasses any treatment units (other than blending), it shall describe the duration of the bypasses and effluent quality during those times; and
 - viii.** Signature. The transmittal letter shall be signed in accordance with Attachment D, Provision V.B.
- b. Compliance Evaluation Summary.** Each self-monitoring report shall include a compliance evaluation summary that addresses each parameter for which the permit specifies effluent limitations, the number of samples taken during the monitoring period, and the number of samples that exceed the effluent limitations.
- c. More Frequent Monitoring.** If the Discharger monitors any pollutant more frequently than required by the MRP, the Discharger shall include the results of such monitoring in the calculation and reporting of the data submitted in the self-monitoring report.

d. Analysis Results

- i. Tabulation.** Each self-monitoring report shall include tabulations of all required analyses and observations, including parameters, dates, times, sample stations, types of samples, test results, method detection limits, method minimum levels, and method reporting levels (if applicable), signed by the laboratory director or other responsible official.
- ii. Multiple Samples.** Unless the MRP specifies otherwise, when determining compliance with effluent limitations (other than instantaneous effluent limitations) and more than one sample result is available, the Discharger shall compute the arithmetic mean. If the data set contains one or more results that are “Detected, but Not Quantified (DNQ) or “Not Detected” (ND), the Discharger shall instead compute the median in accordance with the following procedure:
 - (a)** The data set shall be ranked from low to high, reported ND determinations lowest, DNQ determinations next, followed by quantified values (if any). The order of the individual ND or DNQ determinations is unimportant.
 - (b)** The median of the data set shall be determined. If the data set has an odd number of data points, the median is the middle value. If the data set has an even number of data points, the median is the average of the two values around the middle, unless one or both of these values is ND or DNQ, in which case the median shall be the lower of the two results (where DNQ is lower than a quantified value and ND is lower than DNQ).
- iii. Duplicate Samples.** The Discharger shall report the average of duplicate sample analyses when reporting for a single sample result (or the median if one or more of the duplicates is DNQ or ND [see Provision V.C.1.d.ii, above]). For bacteria indicators, the Discharger shall report the geometric mean of the duplicate analyses.
- iv. Dioxin-TEQ.** The Discharger shall report for each dioxin and furan congener the analytical results of effluent monitoring, including the reporting level, the method detection limit, and the measured concentration. The Discharger shall report all measured values of individual congeners, including data qualifiers. When calculating dioxin-TEQ, the Discharger shall set congener concentrations below the minimum levels (MLs) to zero. The Discharger shall calculate and report dioxin-TEQ using the following formula, where the MLs, toxicity equivalency factors (TEFs), and bioaccumulation equivalency factors (BEFs) are as provided in Table A:

$$\text{Dioxin-TEQ} = \Sigma (C_x \times \text{TEF}_x \times \text{BEF}_x)$$

where: C_x = measured or estimated concentration of congener x
 TEF_x = toxicity equivalency factor for congener x
 BEF_x = bioaccumulation equivalency factor for congener x

Table A
Minimum Levels, Toxicity Equivalency Factors,
and Bioaccumulation Equivalency Factors

Dioxin or Furan Congener	Minimum Level (pg/L)	2005 Toxicity Equivalency Factor (TEF)	Bioaccumulation Equivalency Factor (BEF)
2,3,7,8-TCDD	10	1.0	1.0
1,2,3,7,8-PeCDD	50	1.0	0.9
1,2,3,4,7,8-HxCDD	50	0.1	0.3
1,2,3,6,7,8-HxCDD	50	0.1	0.1
1,2,3,7,8,9-HxCDD	50	0.1	0.1
1,2,3,4,6,7,8-HpCDD	50	0.01	0.05
OCDD	100	0.0003	0.01
2,3,7,8-TCDF	10	0.1	0.8
1,2,3,7,8-PeCDF	50	0.03	0.2
2,3,4,7,8-PeCDF	50	0.3	1.6
1,2,3,4,7,8-HxCDF	50	0.1	0.08
1,2,3,6,7,8-HxCDF	50	0.1	0.2
1,2,3,7,8,9-HxCDF	50	0.1	0.6
2,3,4,6,7,8-HxCDF	50	0.1	0.7
1,2,3,4,6,7,8-HpCDF	50	0.01	0.01
1,2,3,4,7,8,9-HpCDF	50	0.01	0.4
OCDF	100	0.0003	0.02

- e. **Results Not Yet Available.** The Discharger shall make all reasonable efforts to obtain analytical data for required parameter sampling in a timely manner. Certain analyses may require additional time to complete analytical processes and report results. In these cases, the Discharger shall describe the circumstances in the self-monitoring report and include the data for these parameters and relevant discussions of any violations in the next self-monitoring report due after the results are available.
- f. **Annual Self-Monitoring Reports.** By the date specified in the MRP, the Discharger shall submit an annual self-monitoring report covering the previous calendar year. The report shall contain the following:
 - i. Comprehensive discussion of treatment plant performance, including documentation of any blending or other bypass events, and compliance with the permit. This discussion shall include any corrective actions taken or planned, such as changes to facility equipment or operation practices that may be needed to achieve compliance, and any other actions taken or planned that are intended to improve the performance and reliability of wastewater collection, treatment, or disposal practices;

- ii. List of approved analyses, including the following:
 - (a) List of analyses for which the Discharger is certified;
 - (b) List of analyses performed for the Discharger by a separate certified laboratory (copies of reports signed by the laboratory director of that laboratory need not be submitted but shall be retained onsite); and
 - (c) List of “waived” analyses, as approved;
- iii. Plan view drawing or map showing the Discharger’s facility, flow routing, and sampling and observation station locations; and
- iv. Results of facility report reviews. The Discharger shall regularly review, revise, and update, as necessary, the Operation and Maintenance Manual, Contingency Plan, Spill Prevention Plan, and Wastewater Facilities Status Report so these documents remain useful and relevant to current practices. At a minimum, reviews shall be conducted annually. The Discharger shall describe or summarize its review and evaluation procedures, recommended or planned actions, and estimated time schedule for implementing these actions. The Discharger shall complete changes to these documents to ensure that they remain up-to-date.

D. Compliance Schedules – Not supplemented

E. Twenty-Four Hour Reporting – Supplement to Attachment D, Provision V.E

1. Oil or Other Hazardous Material Spills

- a. Within 24 hours of becoming aware of a spill of oil or other hazardous material not contained onsite and completely cleaned up, the Discharger shall report as follows:
 - i. If the spill exceeds reportable quantities for hazardous materials listed in 40 C.F.R. part 302. The Discharger shall call the California Office of Emergency Services (800-852-7550).
 - ii. If the spill does not exceed reportable quantities for hazardous materials listed in 40 C.F.R., part 302, the Discharger shall call the Regional Water Board (510-622-2369).
- b. The Discharger shall submit a written report to the Regional Water Board within five working days following either of the above telephone notifications unless directed otherwise by Regional Water Board staff. A report submitted electronically is acceptable. The written report shall include the following:
 - i. Date and time of spill, and duration if known;

- ii. Location of spill (street address or description of location);
- iii. Nature of material spilled;
- iv. Quantity of material spilled;
- v. Receiving water body affected, if any;
- vi. Cause of spill;
- vii. Estimated size of affected area;
- viii. Observed impacts to receiving waters (e.g., oil sheen, fish kill, water discoloration);
- ix. Corrective actions taken to contain, minimize, or clean up the spill;
- x. Future corrective actions planned to prevent recurrence, and implementation schedule; and
- xi. Persons or agencies notified.

2. Unauthorized Municipal Wastewater Treatment Plant Discharges¹

- a. **Two-Hour Notification.** For any unauthorized discharge that enters a drainage channel or surface water, the Discharger shall, as soon as possible, but not later than two hours after becoming aware of the discharge, notify the California Office of Emergency Services (800-852-7550) and the local health officer or director of environmental health with jurisdiction over the affected water body. Notification shall include the following:
 - i. Incident description and cause;
 - ii. Location of threatened or involved waterways or storm drains;
 - iii. Date and time that the unauthorized discharge started;
 - iv. Estimated quantity and duration of the unauthorized discharge (to the extent known), and estimated amount recovered;
 - v. Level of treatment prior to discharge (e.g., raw wastewater, primary-treated wastewater, or undisinfected secondary-treated wastewater); and
 - vi. Identity of person reporting the unauthorized discharge.

¹ California Code of Regulations, Title 23, section 2250(b), defines an unauthorized discharge to be a discharge, not regulated by waste discharge requirements, of treated, partially-treated, or untreated wastewater resulting from the intentional or unintentional diversion of wastewater from a collection, treatment, or disposal system.

- b. Five-Day Written Report.** Within five business days following the two-hour notification, the Discharger shall submit a written report that includes, in addition to the information listed in Provision V.E.2.a, above, the following:
- i.** Methods used to delineate the geographical extent of the unauthorized discharge within receiving waters;
 - ii.** Efforts implemented to minimize public exposure to the unauthorized discharge;
 - iii.** Visual observations of the impacts (if any) noted in the receiving waters (e.g., fish kill, discoloration of receiving water) and extent of sampling if conducted;
 - iv.** Corrective measures taken to minimize the impact of the unauthorized discharge;
 - v.** Measures to be taken to minimize the potential for a similar unauthorized discharge in the future;
 - vi.** Summary of Spill Prevention Plan or Operation and Maintenance Manual modifications to be made, if necessary, to minimize the potential for future unauthorized discharges; and
 - vii.** Quantity and duration of the unauthorized discharge, and the amount recovered.

F. Planned Changes – Not supplemented

G. Anticipated Noncompliance – Not supplemented

H. Other Noncompliance – Not supplemented

I. Other Information – Not supplemented

VI. STANDARD PROVISION – ENFORCEMENT – Not Supplemented

VII. ADDITIONAL PROVISIONS – NOTIFICATION LEVELS – Not Supplemented

VIII. DEFINITIONS – Addition to Attachment D

More definitions can be found in Attachment A of this NPDES Permit.

A. Arithmetic Calculations –

- 1. Geometric Mean.** The antilog of the log mean or the back-transformed mean of the logarithmically transformed variables, which is equivalent to the multiplication of the

antilogarithms. The geometric mean can be calculated with either of the following equations:

$$\text{Geometric Mean} = \text{Anti log} \left(\frac{1}{N} \sum_{i=1}^N \text{Log}(C_i) \right)$$

or

$$\text{Geometric Mean} = (C_1 \times C_2 \times \dots \times C_N)^{1/N}$$

Where “N” is the number of data points for the period analyzed and “C” is the concentration for each of the “N” data points.

- 2. Mass Emission Rate.** The rate of discharge expressed in mass. The mass emission rate is obtained from the following calculation for any calendar day:

$$\text{Mass emission rate (lb/day)} = \frac{8.345}{N} \sum_{i=1}^N Q_i C_i$$

$$\text{Mass emission rate (kg/day)} = \frac{3.785}{N} \sum_{i=1}^N Q_i C_i$$

In which “N” is the number of samples analyzed in any calendar day and “Q_i” and “C_i” are the flow rate (MGD) and the constituent concentration (mg/L) associated with each of the “N” grab samples that may be taken in any calendar day. If a composite sample is taken, “C_i” is the concentration measured in the composite sample and “Q_i” is the average flow rate occurring during the period over which the samples are composited. The daily concentration of a constituent measured over any calendar day shall be determined from the flow-weighted average of the same constituent in the combined waste streams as follows:

$$C_d = \text{Average daily concentration} = \frac{1}{Q_t} \sum_{i=1}^N Q_i C_i$$

In which “N” is the number of component waste streams and “Q” and “C” are the flow rate (MGD) and the constituent concentration (mg/L) associated with each of the “N” waste streams. “Q_t” is the total flow rate of the combined waste streams.

- 3. Removal Efficiency.** The ratio of pollutants removed by the treatment facilities to pollutants entering the treatment facilities (expressed as a percentage). The Discharger shall determine removal efficiencies using monthly averages (by calendar month unless otherwise specified) of pollutant concentration of influent and effluent samples collected at about the same time and using the following equation (or its equivalent):

$$\text{Removal Efficiency (\%)} = 100 \times [1 - (\text{Effluent Concentration}/\text{Influent Concentration})]$$

- B. Blending** – the practice of bypassing biological treatment units and recombining the bypass wastewater with biologically-treated wastewater.
- C. Composite Sample** – a sample composed of individual grab samples collected manually or by an automatic sampling device on the basis of time or flow as specified in the MRP. For flow-based composites, the proportion of each grab sample included in the composite sample shall be within plus or minus five percent (+/-5%) of the representative flow of the waste stream being measured at the time of grab sample collection. Alternatively, equal volume grab samples may be individually analyzed with the flow-weighted average calculated by averaging flow-weighted ratios of each grab sample analytical result. Grab samples comprising time-based composite samples shall be collected at intervals not greater than those specified in the MRP. The quantity of each grab sample comprising a time-based composite sample shall be a set of flow proportional volumes as specified in the MRP. If a particular time-based or flow-based composite sampling protocol is not specified in the MRP, the Discharger shall determine and implement the most representative protocol.
- D. Duplicate Sample** – a second sample taken from the same source and at the same time as an initial sample (such samples are typically analyzed identically to measure analytical variability).
- E. Grab Sample** – an individual sample collected during a short period not exceeding 15 minutes. Grab samples represent only the condition that exists at the time the sample is collected.
- F. Overflow** – the intentional or unintentional spilling or forcing out of untreated or partially-treated waste from a transport system (e.g., through manholes, at pump stations, or at collection points) upstream of the treatment plant headworks or from any part of a treatment plant.
- G. Priority Pollutants** – those constituents referred to in 40 C.F.R. part 122 as promulgated in the Federal Register, Vol. 65, No. 97, Thursday, May 18, 2000, also known as the California Toxics Rule.
- H. Untreated waste** – raw wastewater

Table B
List of Monitoring Parameters and Analytical Methods

CTR No.	Pollutant/Parameter	Analytical Method ¹	Minimum Levels ² (µg/l)											
			GC	GCMS	LC	Color	FAA	GFAA	ICP	ICP MS	SPGFAA	HYD RIDE	CVAA	DCP
1	Antimony	204.2					10	5	50	0.5	5	0.5		1000
2	Arsenic	206.3				20		2	10	2	2	1		1000
3	Beryllium						20	0.5	2	0.5	1			1000
4	Cadmium	200 or 213					10	0.5	10	0.25	0.5			1000
5a	Chromium (III)	SM 3500												
5b	Chromium (VI)	SM 3500				10	5							1000
	Chromium (total) ³	SM 3500					50	2	10	0.5	1			1000
6	Copper	200.9					25	5	10	0.5	2			1000
7	Lead	200.9					20	5	5	0.5	2			10,000
8	Mercury	1631 (note) ⁴												
9	Nickel	249.2					50	5	20	1	5			1000
10	Selenium	200.8 or SM 3114B or C						5	10	2	5	1		1000
11	Silver	272.2					10	1	10	0.25	2			1000
12	Thallium	279.2					10	2	10	1	5			1000
13	Zinc	200 or 289					20		20	1	10			
14	Cyanide	SM 4500 CN ⁻ C or I				5								
15	Asbestos (only required for dischargers to MUN waters) ⁵	0100.2 ⁶												
16	2,3,7,8-TCDD and 17 congeners (Dioxin)	1613												
17	Acrolein	603	2.0	5										
18	Acrylonitrile	603	2.0	2										
19	Benzene	602	0.5	2										
33	Ethylbenzene	602	0.5	2										
39	Toluene	602	0.5	2										
20	Bromoform	601	0.5	2										
21	Carbon Tetrachloride	601	0.5	2										
22	Chlorobenzene	601	0.5	2										
23	Chlorodibromomethane	601	0.5	2										
24	Chloroethane	601	0.5	2										
25	2-Chloroethylvinyl Ether	601	1	1										

¹ The suggested method is the U.S. EPA Method unless otherwise specified (SM = Standard Methods). The Discharger may use another U.S. EPA-approved or recognized method if that method has a level of quantification below the applicable water quality objective. Where no method is suggested, the Discharger has the discretion to use any standard method.

² Minimum levels are from the *State Implementation Policy*. They are the concentration of the lowest calibration standard for that technique based on a survey of contract laboratories. Laboratory techniques are defined as follows: GC = Gas Chromatography; GCMS = Gas Chromatography/Mass Spectrometry; LC = High Pressure Liquid Chromatography; Color = Colorimetric; FAA = Flame Atomic Absorption; GFAA = Graphite Furnace Atomic Absorption; ICP = Inductively Coupled Plasma; ICPMS = Inductively Coupled Plasma/Mass Spectrometry; SPGFAA = Stabilized Platform Graphite Furnace Atomic Absorption (i.e., U.S. EPA 200.9); Hydride = Gaseous Hydride Atomic Absorption; CVAA = Cold Vapor Atomic Absorption; DCP = Direct Current Plasma.

³ Analysis for total chromium may be substituted for analysis of chromium (III) and chromium (VI) if the concentration measured is below the lowest hexavalent chromium criterion (11 µg/l).

⁴ The Discharger shall use ultra-clean sampling (U.S. EPA Method 1669) and ultra-clean analytical methods (U.S. EPA Method 1631) for mercury monitoring. The minimum level for mercury is 2 ng/l (or 0.002 µg/l).

⁵ MUN = Municipal and Domestic Supply. This designation, if applicable, is in the Findings of the permit.

⁶ Determination of Asbestos Structures over 10 [micrometers] in Length in Drinking Water Using MCE Filters, U.S. EPA 600/R-94-134, June 1994.

CTR No.	Pollutant/Parameter	Analytical Method ¹	Minimum Levels ² (µg/l)											
			GC	GCMS	LC	Color	FAA	GFAA	ICP	ICP MS	SPGFAA	HYD RIDE	CVAA	DCP
26	Chloroform	601	0.5	2										
75	1,2-Dichlorobenzene	601	0.5	2										
76	1,3-Dichlorobenzene	601	0.5	2										
77	1,4-Dichlorobenzene	601	0.5	2										
27	Dichlorobromomethane	601	0.5	2										
28	1,1-Dichloroethane	601	0.5	1										
29	1,2-Dichloroethane	601	0.5	2										
30	1,1-Dichloroethylene or 1,1-Dichloroethene	601	0.5	2										
31	1,2-Dichloropropane	601	0.5	1										
32	1,3-Dichloropropylene or 1,3-Dichloropropene	601	0.5	2										
34	Methyl Bromide or Bromomethane	601	1.0	2										
35	Methyl Chloride or Chloromethane	601	0.5	2										
36	Methylene Chloride or Dichloromethane	601	0.5	2										
37	1,1,2,2-Tetrachloroethane	601	0.5	1										
38	Tetrachloroethylene	601	0.5	2										
40	1,2-Trans-Dichloroethylene	601	0.5	1										
41	1,1,1-Trichloroethane	601	0.5	2										
42	1,1,2-Trichloroethane	601	0.5	2										
43	Trichloroethene	601	0.5	2										
44	Vinyl Chloride	601	0.5	2										
45	2-Chlorophenol	604	2	5										
46	2,4-Dichlorophenol	604	1	5										
47	2,4-Dimethylphenol	604	1	2										
48	2-Methyl-4,6-Dinitrophenol or Dinitro-2-methylphenol	604	10	5										
49	2,4-Dinitrophenol	604	5	5										
50	2-Nitrophenol	604		10										
51	4-Nitrophenol	604	5	10										
52	3-Methyl-4-Chlorophenol	604	5	1										
53	Pentachlorophenol	604	1	5										
54	Phenol	604	1	1		50								
55	2,4,6-Trichlorophenol	604	10	10										
56	Acenaphthene	610 HPLC	1	1	0.5									
57	Acenaphthylene	610 HPLC		10	0.2									
58	Anthracene	610 HPLC		10	2									
60	Benzo(a)Anthracene or 1,2 Benzanthracene	610 HPLC	10	5										
61	Benzo(a)Pyrene	610 HPLC		10	2									
62	Benzo(b)Fluoranthene or 3,4 Benzo(b)fluoranthene	610 HPLC		10	10									
63	Benzo(ghi)Perylene	610 HPLC		5	0.1									
64	Benzo(k)Fluoranthene	610 HPLC		10	2									
74	Dibenzo(a,h)Anthracene	610 HPLC		10	0.1									
86	Fluoranthene	610 HPLC	10	1	0.05									
87	Fluorene	610 HPLC		10	0.1									
92	Indeno(1,2,3-cd) Pyrene	610 HPLC		10	0.05									
100	Pyrene	610 HPLC		10	0.05									
68	Bis(2-Ethylhexyl)Phthalate	606 or 625	10	5										
70	Butylbenzyl Phthalate	606 or 625	10	10										
79	Diethyl Phthalate	606 or 625	10	2										

CTR No.	Pollutant/Parameter	Analytical Method ¹	Minimum Levels ² (µg/l)											
			GC	GCMS	LC	Color	FAA	GFAA	ICP	ICP MS	SPGFAA	HYD RIDE	CVAA	DCP
80	Dimethyl Phthalate	606 or 625	10	2										
81	Di-n-Butyl Phthalate	606 or 625		10										
84	Di-n-Octyl Phthalate	606 or 625		10										
59	Benzidine	625		5										
65	Bis(2-Chloroethoxy)Methane	625		5										
66	Bis(2-Chloroethyl)Ether	625	10	1										
67	Bis(2-Chloroisopropyl)Ether	625	10	2										
69	4-Bromophenyl Phenyl Ether	625	10	5										
71	2-Chloronaphthalene	625		10										
72	4-Chlorophenyl Phenyl Ether	625		5										
73	Chrysene	625		10	5									
78	3,3'-Dichlorobenzidine	625		5										
82	2,4-Dinitrotoluene	625	10	5										
83	2,6-Dinitrotoluene	625		5										
85	1,2-Diphenylhydrazine (note) ⁷	625		1										
88	Hexachlorobenzene	625	5	1										
89	Hexachlorobutadiene	625	5	1										
90	Hexachlorocyclopentadiene	625	5	5										
91	Hexachloroethane	625	5	1										
93	Isophorone	625	10	1										
94	Naphthalene	625	10	1	0.2									
95	Nitrobenzene	625	10	1										
96	N-Nitrosodimethylamine	625	10	5										
97	N-Nitrosodi-n-Propylamine	625	10	5										
98	N-Nitrosodiphenylamine	625	10	1										
99	Phenanthrene	625		5	0.05									
101	1,2,4-Trichlorobenzene	625	1	5										
102	Aldrin	608	0.005											
103	α-BHC	608	0.01											
104	β-BHC	608	0.005											
105	γ-BHC (Lindane)	608	0.02											
106	δ-BHC	608	0.005											
107	Chlordane	608	0.1											
108	4,4'-DDT	608	0.01											
109	4,4'-DDE	608	0.05											
110	4,4'-DDD	608	0.05											
111	Dieldrin	608	0.01											
112	Endosulfan (alpha)	608	0.02											
113	Endosulfan (beta)	608	0.01											
114	Endosulfan Sulfate	608	0.05											
115	Endrin	608	0.01											
116	Endrin Aldehyde	608	0.01											
117	Heptachlor	608	0.01											
118	Heptachlor Epoxide	608	0.01											
119-125	PCBs: Aroclors 1016, 1221, 1232, 1242, 1248, 1254, 1260	608	0.5											
126	Toxaphene	608	0.5											

⁷ Measurement for 1,2-Diphenylhydrazine may use azobenzene as a screen: if azobenzene is measured at >1 ug/l, then the Discharger shall analyze for 1,2-Diphenylhydrazine.