

Water Conservation Report

Office of Research, Planning, and Performance

May 2, 2017 – Item 4



Statewide Cumulative Savings

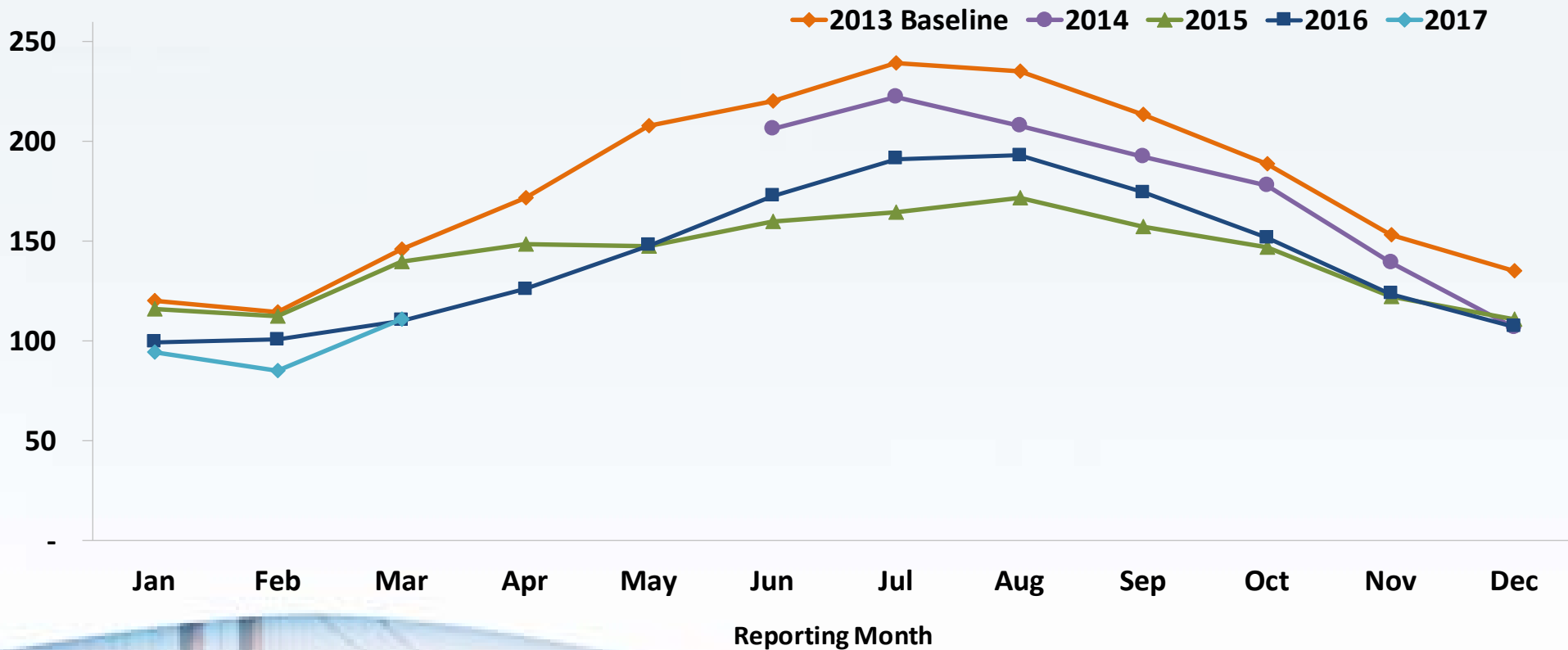
(June 2015 – March 2017)

- 22.5 percent since June 2015: 2,695,205 acre-feet (878.2 billion gallons)
 - Enough to provide 34% of state population with water for one year
- *20.1 percent since June 2016: 1,086,038 acre feet (353.9 billion gallons)*



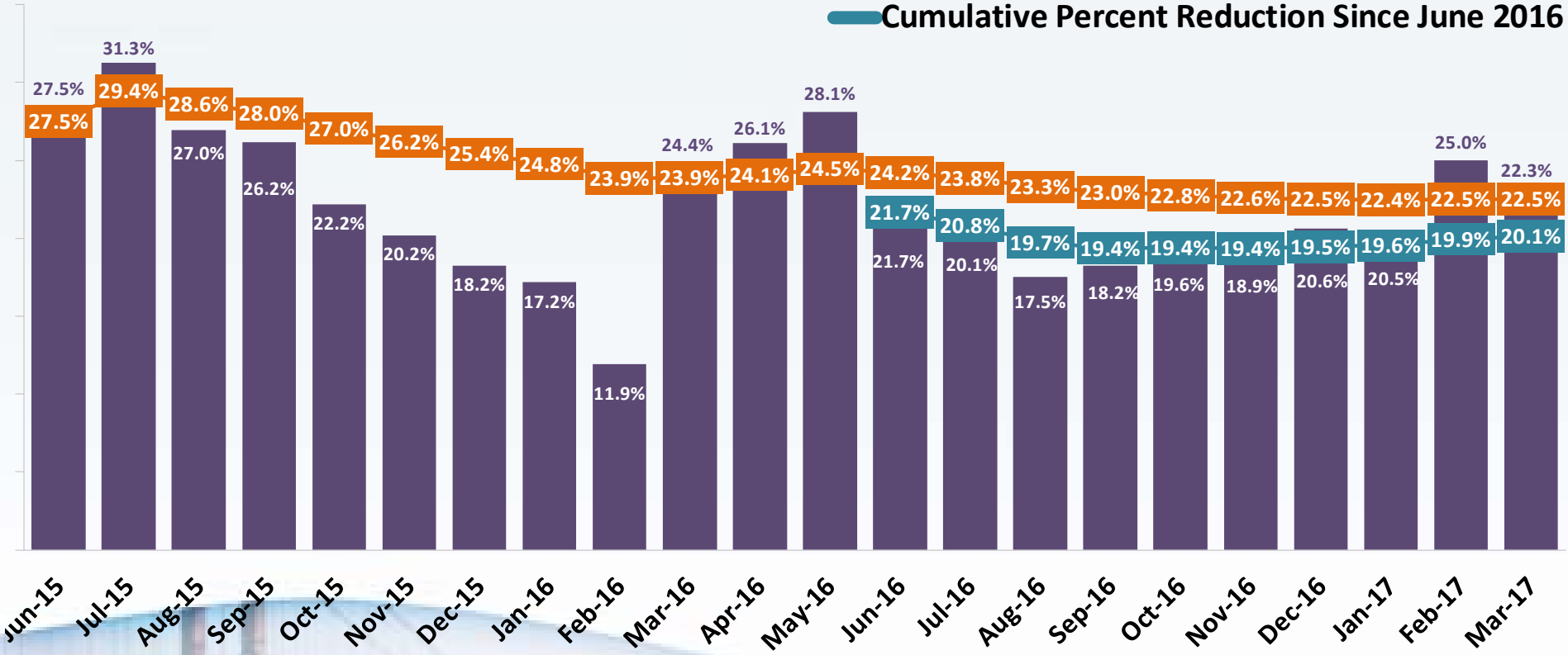
Statewide Monthly Urban Water Production

(Billion gallons)



Statewide Water Production Percent Reduction (Compared to 2013)

- Monthly Percent Reduction
- Cumulative Percent Reduction Since June 2015
- Cumulative Percent Reduction Since June 2016



Average Statewide March 2017 R-GPCD = 67

Drought Proclamation Lifted

Governor issued Executive Order B-40-17 on April 7:

- End stress tests and mandatory conservation levels
- Maintain prohibitions against wasteful practices and monthly water use reporting
- Executive Director action on April 26
 - Prohibitions and reporting requirements effective through November
 - Long-term regulations under development

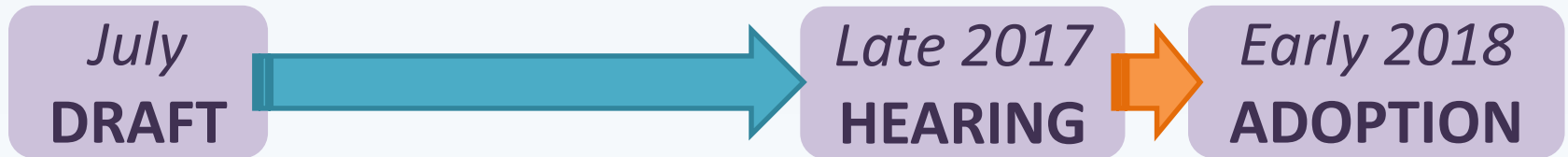


Going Forward

- Regulation for permanent reporting



- Regulation for permanent prohibitions



- Propose to change monthly staff updates to semi-annually (May 1 and November 1), or at Board request



Making Water Conservation a California Way of Life

Long-term conservation framework released on April 7:

- Includes report and trailer bill

<http://www.water.ca.gov/wateruseefficiency/conservation/>

http://dof.ca.gov/Budget/Trailer_Bill_Language/documents/810WaterConservationasaCaliforniaWayofLife.pdf

- Multiple bills related to the framework are advancing through the Legislature



Climate Change

- Extreme variation in precipitation (drought/flood)
- Less snowpack
- Earlier runoff
- Warmer water temperatures
- Sea level rise
 - New report from Ocean Protection Council
- Forest fires & ecosystem shifts

