

# **Diversion Data Submittal System Update & Telemetry Requirements**



Office of the Delta Watermaster

March 27, 2019



**Welcome to the  
Electronic Water Rights Management System (eWRIMS)  
Report Management System (RMS)**

eWRIMS RMS is a user account and password protected system. A valid User ID and Password is needed to access the system. To manage reports for a water right record, you will need the Water Right ID and Reporting Identifier for the water right record. The Water Right ID and Reporting Identifier for your water right record should be included in previous correspondence received from the State Water Board.

**Login Options:**

[Video- Reporting Login Instructions](#)

- **Login with Water Right ID and Reporting Identifier:** Letters contained in your Water Right ID or Reporting Identifier need to be capitalized in the login fields. Water Rights ID's usually start with a letter followed by six numbers. Reporting Identifiers are six numbers, letters, or a mix of both.
- **Access Multiple Water Rights using 1 unifying User ID and Password:** This method will allow you to use the same User ID (email) and Password to complete all of your water right reporting requirements for those with multiple Water Rights to manage.
- **New Multiple Water Rights Users:** [Connect multiple water rights here.](#) You will need the Water Right IDs (e.g. A012345) and the Reporting Identifiers associated with your water right records.
- **Forget your multiple Water Right Unifying Password?** [Reset Password](#)

**Login**

User ID / Water Right ID

Password (Reporting Identifier)

Passwords are Case Sensitive

Forgot Your User ID (Water Right ID) or Reporting Identifier?

[HELP!](#)

# RMS Update

Receive Measured Data Attached to  
Registered Devices

Water Right ID



Permit Number



Primary Owner

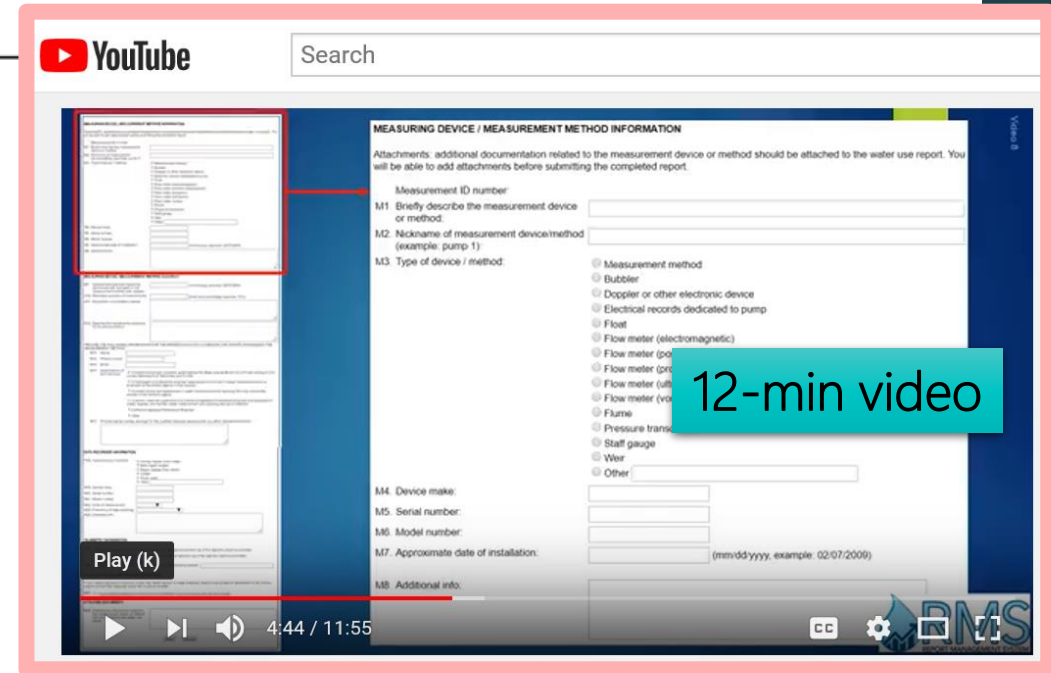


## Part 7 of 11: WATER DIVERSION MEASUREMENT

### Video- "Water Diversion Measurement"

- 10a. ☐ I am required to measure as of the date this report is submitted
- ☐ I am not required to measure as of the date this report is submitted

[Information on measurement requirements](#)



## SUMMARY OF MEASURING DEVICES / MEASUREMENT METHODS ASSOCIATED WITH THE DIVERSION OR STORAGE OF WATER

- 10b. ☐ I measure my diversion and/or storage of water
- ☐ My diversion is measured by a watermaster assigned to the following service area:
- 
- ☐ I do not measure my diversion and/or storage of water

10c. An alternative compliance plan was submitted to the  (mm/dd/yyyy, example: 02/07/2009)  
Division of Water Rights on:

10d. A request for additional time was submitted to the Division  (mm/dd/yyyy, example: 02/07/2009)  
of Water Rights on:

10e. Manage Measuring Devices and Upload Measurement Data

Select	Measuring Device ID	Nickname	This Device/Method was used to measure water during the current reporting period	Submitted Data File(s)	Upload/Manage Data Files
<input type="checkbox"/>	<a href="#">M008282</a>	<input type="text"/>	<input checked="" type="radio"/> Yes <input type="radio"/> No		<input type="button" value="Manage Data Files"/>
<input type="checkbox"/>	<a href="#">M008283</a>	<input type="text"/> @ PS#3	<input checked="" type="radio"/> Yes <input type="radio"/> No		<input type="button" value="Manage Data Files"/>
<input type="checkbox"/>	<a href="#">M008284</a>	<input type="text"/> @	<input checked="" type="radio"/> Yes <input type="radio"/> No		<input type="button" value="Manage Data Files"/>

Add new or remove measurement device(s) to your report by selecting the appropriate action below. The first option allows you to enter one device at a time. If you have multiple devices for this water right, you can return to this page and add additional devices. The second option allows you to import a device that you have previously entered if you use the same device for multiple water rights. The last option allows you to remove any added devices from your report. After you have added your measurement device(s), click the corresponding "Manage Data Files" to upload measurement data files. If you did not use a measuring device, select the "No" button.

## PROGRESS REPORT BY PERMITTEE FOR 2018

Water Right ID

[REDACTED]

Permit Number

[REDACTED]

Primary Owner

[REDACTED]

### UPLOAD/MANAGE MEASURING DEVICE DATA FILES FOR DEVICE M008282

File Name

Browse...

Description

Upload File

### Attached Files

Select	File Name	Description	Size
<input type="checkbox"/>	<a href="#">TestDevice.txt</a>	test	5 B

Delete Selected File(s)

Return

#### 10e. Manage Measuring Devices and Upload Measurement Data

Select	Measuring Device ID	Nickname	This Device/Method was used to measure water during the current reporting period	Submitted Data File(s)	Upload/Manage Data Files
<input type="checkbox"/>	<a href="#">M008282</a>	[REDACTED]	<input checked="" type="radio"/> Yes <input type="radio"/> No	<a href="#">TestDevice_1.txt</a>	<button>Manage Data Files</button>
<input type="checkbox"/>	<a href="#">M008283</a>	[REDACTED]	<input checked="" type="radio"/> Yes <input type="radio"/> No	<a href="#">TestDevice_2.txt</a>	<button>Manage Data Files</button>
<input type="checkbox"/>	<a href="#">M008284</a>	[REDACTED]	<input checked="" type="radio"/> Yes <input type="radio"/> No	<a href="#">TestDevice_3.txt</a>	<button>Manage Data Files</button>

Add new or remove measurement device(s) to your report by selecting the appropriate action below. The first option allows you to enter one device at a time. If you have multiple devices for this water right, you can return to this page and add additional devices. The second option allows you to import a device that you have previously entered if you use the same device for multiple water rights. The last option allows you to remove any added devices from your report. After you have added your measurement device(s), click the corresponding "Manage Data Files" to upload measurement data files. If you did not use a measuring device, select the "No" button.

Provide measurement device information/certification

Import a measurement device from a previously submitted report

Remove selected measurement device(s) from this report

Back

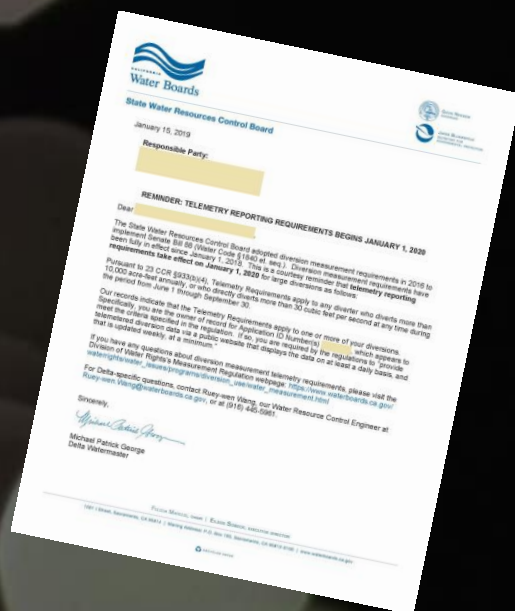
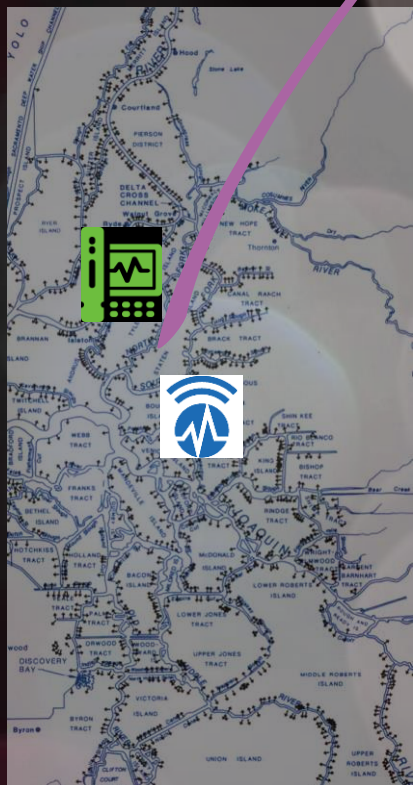

Continue

Save Without Submitting





SWRCB



# TELEMETRY REQUIREMENTS REMINDER

BEGINS JANUARY 1, 2020

# TELEMETRY REMINDER

---

- Reminder letter went out on 1/15/2019
- Sent to
  - 38 permittees/licensees (56 rights)
  - 36 statements holders (39 claimed rights)
- Received 12 inquiries
- Reminder receivers who did not receive EOT
  - Investigate measured data as of 4/1 & 7/1/2019
  - Investigate telemetry compliance as of 1/1/2020
- Reminder receivers who received EOT
  - Individual investigation

