



# Clean Water State Revolving Fund **ANNUAL REPORT**

STATE FISCAL YEAR 2009/2010 (July 1, 2009 - June 30, 2010)

## OUR VISION

A sustainable California made possible by clean water and water availability for both human uses and environmental resource protection



## OUR MISSION

To preserve, enhance, and restore the quality of California's water resources, and ensure their proper allocation and efficient use, for the benefit of present and future generations



## About the State and Regional Water Boards

The State Water Resources Control Board (State Water Board) was created in 1967. The mission of the State Water Board is to ensure the state's water quality and to balance its beneficial uses. Its comprehensive authority over allocation, planning, and enforcement enables the State Water Board to protect California's water quality.

The State Water Board consists of five, full-time salaried Members, each filling a different specialty position. Each board member is appointed to a four-year term by the Governor and confirmed by the Senate.

There are nine Regional Water Quality Control Boards (Regional Water Boards). The mission of the Regional Water Boards is to develop and enforce water quality objectives and implement plans that protect the beneficial uses of the state's waters, recognizing local differences in climate, topography, geology, and hydrology.

Each Regional Water Board has nine, part-time Members also appointed by the Governor and confirmed by the Senate. Regional Water Boards develop "basin plans" for their hydrologic areas, issue waste discharge permits, take enforcement action against violators, and monitor water quality.

---

## Table of Contents

<b>I.</b>	<b>INTRODUCTION.....</b>	<b>1</b>
<b>II.</b>	<b>PROGRAM SUMMARY .....</b>	<b>1</b>
<b>III.</b>	<b>PROGRAM GOALS AND FINANCIAL RESULTS .....</b>	<b>4</b>
	A. Short-Term Goals.....	4
	B. Long-Term Goals .....	7
	C. Operating Agreement and Capitalization Grant Conditions.....	9
	D. Financial Activity .....	14
<b>IV.</b>	<b>ENVIRONMENTAL BENEFITS .....</b>	<b>19</b>
	A. Projects in SFY 09/10 Will Help Achieve and Maintain CWA Goals.....	19
	B. CWSRF Projects Achieve Multiple Benefits .....	19
	C. Highlights of Projects Funded by CWSRF in SFY 09/10.....	23
<b>V.</b>	<b>PROGRAM CHANGES OR IMPROVEMENTS .....</b>	<b>30</b>
<b>VI.</b>	<b>FUTURE CHANGES OR IMPROVEMENTS .....</b>	<b>31</b>
<b>VII.</b>	<b>INDEX OF ACRONYMS.....</b>	<b>32</b>
<b>VIII.</b>	<b>EXHIBITS.....</b>	<b>34</b>
	Exhibit A – Audited Financial Statements and Notes	
	Exhibit B – Projects Approval Status Report	
	Exhibit C – SFY 09/10 DBE Report	
	Exhibit D – SFY 09/10 Projects Funded by Needs Category	
	Exhibit E – SFY 09/10 Non-Funded Projects	
	Exhibit F – SFY 09/10 List of Projects with Fees	

## I. INTRODUCTION

This report is the State Water Board's comprehensive Annual Report for its Clean Water State Revolving Fund (CWSRF) program for the period July 1, 2009 through June 30, 2010. This period corresponds with State Fiscal Year (SFY) 09/10. This report describes how the State Water Board met the objectives identified in the SFY 09/10 Intended Use Plan (IUP) and reflects the actual use of the funds available to the CWSRF.

## II. PROGRAM SUMMARY

The federal Clean Water Act (CWA) provides states the opportunity to establish a CWSRF Program to help each state achieve the goal of clean water. The CWSRF is capitalized with federal and state funds. The CWSRF provides affordable financing for 1) construction of publicly owned treatment works (POTW), 2) elimination of non-point sources (NPS) of pollution, and 3) development and implementation of plans to protect important estuaries. Further information about the Program can be found at the State Water Board's – Grants and Loans web site at

[http://www.waterboards.ca.gov/water\\_issues/programs/grants\\_loans/](http://www.waterboards.ca.gov/water_issues/programs/grants_loans/).

The CWSRF has protected and promoted the health, safety, and welfare of Californians since 1989. Many CWSRF financing recipients use their financing to eliminate water quality violations and the associated enforcement actions by the Regional Water Boards. Every project financed by the CWSRF is directly related to improving water quality and/or public health.

The revolving nature of the CWSRF Program creates asset and revenue growth. As of June 30, 2010, the total available to the CWSRF for financial assistance was \$5.352 billion (including funds from the American Recovery and Reinvestment Act of 2009 (ARRA)). Approximately 100 percent of all available funds were committed to projects through an executed financing agreement (binding commitment), and about 86 percent of all available funds were disbursed to financing recipients as of June 30, 2010. Program activity from inception to fiscal year ending June 30, 2010 is shown in Table 1 below. A list of all active and completed CWSRF agreements is provided in Exhibit B.

<b>Table 1: Program Activity <sup>1</sup> Since Inception</b>	
<b>Activity</b>	<b>Life of Program</b>
Number of Financing Agreements	535
Value of All Financing Agreements	\$5.337 billion <sup>2</sup>
Disbursements Processed	\$4.589 billion <sup>2</sup>
Balance of Financing Agreements	\$748 million <sup>2</sup>

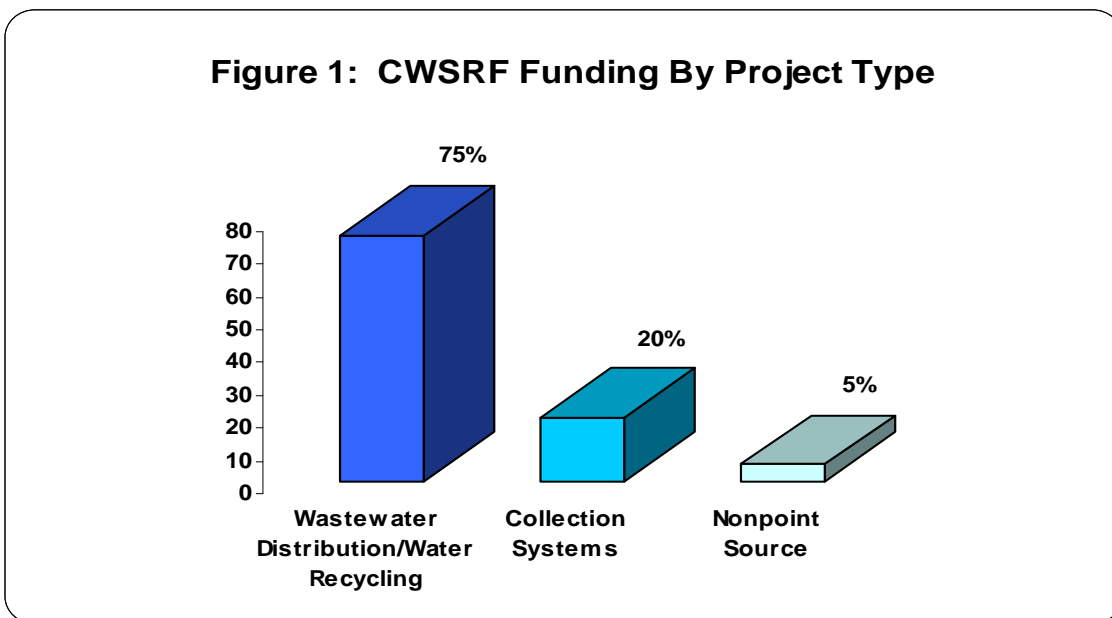
<sup>1</sup> Program activity includes matching funds provided by financing recipients.

<sup>2</sup> Amount includes ARRA funds.

The outstanding balance of the existing financing agreements will be disbursed over the next one to three years depending on the construction schedules of the projects financed. The CWSRF Program will use assets not restricted for other purposes and new capital contributions to fulfill these commitments. These funds include repayments, federal grants, state matching funds, and investment earnings.

The State Water Board operates the CWSRF Program on a cash flow basis. The State Water Board staff is continually developing, reviewing, and approving applications for new projects. New projects will be financed with uncommitted funds as well as additional revenue or contributions expected in future years. The CWSRF can also leverage its revenue if necessary to finance projects. State Water Board staff is currently working with numerous applicants to make additional commitments in SFY 10/11. The estimated value of these projects is about \$2.294 billion based on the SFY 10/11 IUP.

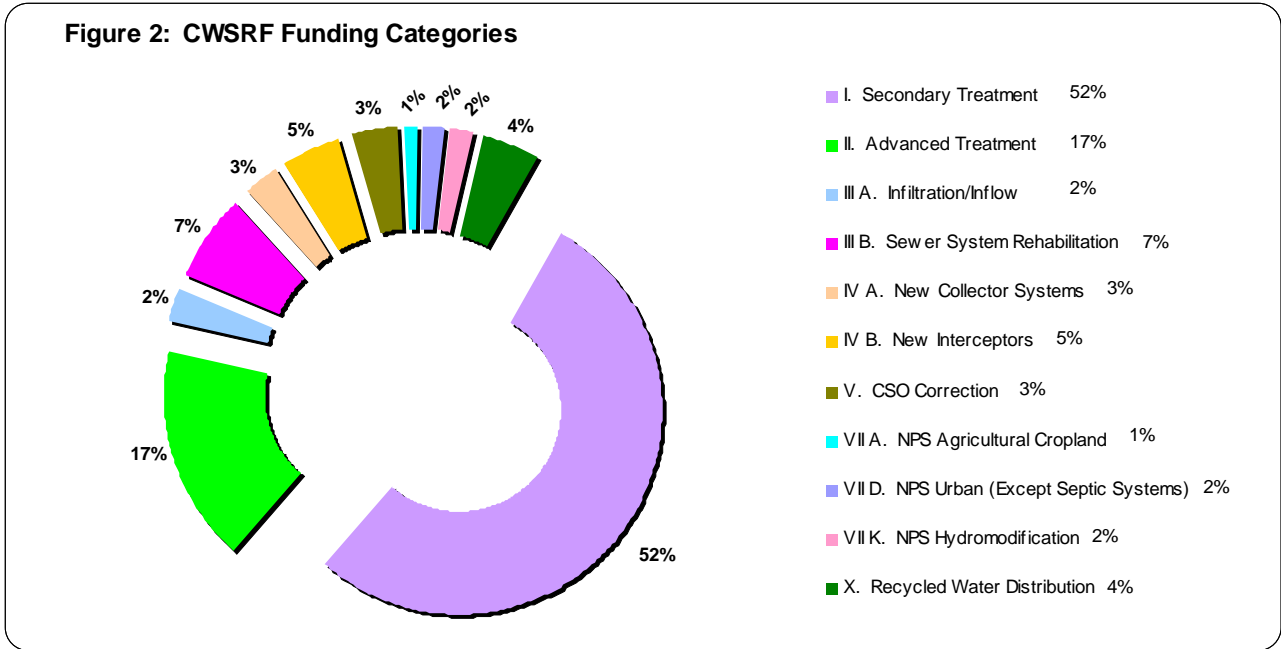
The CWSRF is used for a broad range of projects. Figure 1 illustrates the breakdown of funding in three main categories of projects: 1) wastewater treatment and recycling facilities, 2) wastewater collections systems, and 3) non-point source pollution prevention and reduction projects.



As seen in Figure 1, the majority of funds were used to construct and improve wastewater treatment and recycling facilities. Since inception of the program, a little over \$4.044 billion was spent on wastewater treatment and recycling. Funding for wastewater collection systems is the second largest use of CWSRF funds. Approximately \$1.057 billion was spent on collection systems. The State Water Board is also a leader in using CWSRF funds for non-point source (NPS) projects. Although this is currently the smallest overall use of the CWSRF, about \$278 million was spent on NPS projects.



Figure 2 (below) provides a further breakdown of the three main categories of projects. The top six categories, accounting for approximately 91 percent of the funds used, are all infrastructure categories. This demonstrates the CWSRF’s importance to maintaining California’s water quality infrastructure.



Please note the categories listed below were funded, but are not shown in Figure 2, because each category was less than 1 percent:

- VI – Storm Sewers
- VII B. – NPS Agricultural Animals
- VII C. – NPS Silviculture
- VII L. – NPS Septic Systems

### III. PROGRAM GOALS AND FINANCIAL RESULTS

#### A. Short-Term Goals

The State Water Board established the following short-term goals in the IUP for SFY 09/10 (dated October 6, 2009). This section discusses the results of the CWSRF Program's efforts to meet those goals.

##### 1. Prepare and review cash management reports

Timing disbursements to receipts requires careful and regular oversight of the cash flow. State Water Board staff reviews management reports at its finance/audit committee meetings that summarize the current financial condition of the CWSRF.

State Water Board staff also routinely monitors cash flow as part of the financing approval process. The effect of the estimated disbursements of each project on the program's overall cash flow is analyzed before the project is approved for financing.

##### 2. Continue regular finance/audit committee meetings

State Water Board staff conducted finance/audit committee meetings on November 19, 2009, February 24, 2010, April 14, 2010, and June 25, 2010. Standing topics at these meetings included:

- Reviewing cash flow of projects under contract, three and six month cash flow projections, and cash flow needs for upcoming projects.
- Comparing actual performance with target performance measures.
- Reviewing audit issues, program control issues, and plan for upcoming audits.

##### 3. Complete training with Northbridge Environmental Management Consultant's, Inc.

State Water Board staff completed its financial management skills training with Northbridge in July 2009 using funds from the 2008 Capitalization Grant.

##### 4. Contract with a professional financial advisor

The CWSRF contracted with a professional financial advisor, Public Financial Management, Inc., in May 2010 to provide specialized expertise in financial planning and management, such as, planning for future revenue bond sales, implementing alternative forms of financing, refining cash flow forecasting, and developing a debt management policy.



**5. Accept additional capitalization grants**

The federal fiscal year (FFY) 2009 Capitalization Grant application was submitted May 1, 2009. The grant for \$48.7 million was awarded on September 9, 2009. The State Water Board will provide the necessary state match through excess state bond and local match contributions to the Program.

**6. Apply for additional capitalization grants**

The FFY 2010 Grant is \$146 million. The Grant application was submitted to US EPA on March 19, 2010. The grant was awarded on August 27, 2010. The State Water Board will provide the necessary state match through excess state bond and local match contributions to the Program.

**7. Complete the funding of projects to meet ARRA requirements and goals**

ARRA projects were selected to maximize job creation and economic benefit. All ARRA funds were committed to projects that were under construction or had an executed construction contract by February 17, 2010. Sixty-five percent of ARRA was used for additional subsidization in the form of principal forgiveness. Twenty-eight percent of ARRA funds were committed to green infrastructure, water or energy efficiency improvements, or other environmentally innovative activities.

**8. Prepare Annual Report and Audit for SFY 09/10**

Audited financial statements dated September 30, 2010, were received from the independent audit firm of Clifton-Gunderson LLP on October 12, 2010. This report completes the Annual Report requirement for SFY 09/10.

**9. Complete Standard Operating Procedures Manual**

Work on the Standard Operating Procedures Manual was suspended due to the workload demands from ARRA and furloughs of state employees starting in February 2009. The State Water Board staff will reassess the timing of this activity in SFY 10/11.

**10. Provide funds for projects that support the Water Boards' priorities and ARRA objectives**

Section IV and Exhibit D provide further details about the projects funded by the CWSRF program in SFY 09/10.

**11. Develop SFY 10/11 IUP and 10/11 Project Priority List**

Business planning for the CWSRF is a regular process. State Water Board staff worked closely with the Division of Water Quality (DWQ), the Regional Water Boards, and stakeholders to ensure that the highest priorities were identified in the SFY 10/11 IUP. The State Water Board adopted the SFY 10/11 Project Priority List on June 15, 2010, and adopted the SFY 10/11 IUP on

August 3, 2010. The SFY 10/11 IUP and Priority List will guide the marketing and assistance efforts of the CWSRF in SFY 10/11.

**12. Complete quadrennial Clean Watersheds Needs Survey (CWNS)**

The CWNS provides basic information about the market for CWSRF financing. The State Water Board completed its input of data for the 2008 CWNS on March 20, 2009. US EPA published the results of the 2008 CWNS on June 2, 2010. The published results can be view at <http://water.epa.gov/scitech/datait/databases/cwns/upload/cwns2008rtc.pdf>.

**13. Provide 20 percent of CWSRF funds in the form of Extended Term Financing (ETF)**

ETF helps make financing more affordable for small, disadvantaged communities by reducing debt service by approximately 25 percent. The Board provided 28 percent of its CWSRF financing during SFY 09/10 in the form of ETF.

**14. Application Process Improvements**

During SFY 09/10 there were minimal process changes due to Legal, Credit Review, and Environmental changes during the year. Revising and updating of the Application were delayed due to higher priority work.

**15. Adopt Regulations for the CWSRF Program to replace current Policies**

Work on the regulations was suspended due to the workload demands from ARRA and furloughs of state employees starting in February 2009. The State Water Board staff will reassess the timing of this activity in SFY 10/11.

**16. Stakeholder Advisory Group (SAG)**

The purpose of the SAG is to provide stakeholders an opportunity to advise CWSRF program staff in the following areas: setting program funding priorities, performance measures, and changes to the program to maintain and enhance water quality; operational improvements and development of program regulations; implementation of lower interest rate and extended term financing; marketing, business development, and financial forecasting.

State Water Board staff conducted two meetings with SAG by conference calls on October 22, 2009 and April 20, 2010. The agenda discussion items primarily focused on the ARRA success and the SFY 09/10 IUP.

**17. Marketing and Outreach**

The CWSRF staff participated in five California Financing Coordinating Committee (CFCC) funding fairs during SFY 09/10 from February 2010 to

May 2010. The funding fairs provide members of the public and infrastructure development professionals current information on funding options available for different project types.

Public and Regional Water Board workshops were conducted during April and May 2010 to provide training and information on the program's financial status, policy changes, project eligibility, and ARRA updates.

The State Water Board staff created a new web site dedicated to the CWSRF ARRA funding and activities. This web site included general information for the public, specific information for ARRA recipients, and detailed reports allowing interested parties to track the CWSRF ARRA funds.

## **B. Long-Term Goals**

In its SFY 09/10 IUP, California identified the following long-term goals. This section discusses the results of the CWSRF Program's efforts to meet these goals.

### **1. Maximize cash flow management**

Ideally disbursements should match receipts for the CWSRF Program, less a minimum balance comprised of restricted assets and cash (\$25 million minimum cash balance), to get the most water quality benefit from the funds available to the CWSRF Program. Historically, applicants do not request disbursements as quickly as originally planned. This lag can cause cash to increase in the CWSRF account.

The State Water Board during SFY 09/10 made commitments equal to 100 percent of available funds to compensate for the gap between planned and actual disbursements. Staff monitored fund balance trends through its management reports and finance meetings to ensure that fund balances are not increasing and that sufficient funds are available to fulfill disbursement requests.

Staff also continued to monitor project disbursement levels relative to the elapsed construction time, and periodically reviewed projects to ensure that final disbursements are made no later than six months after completion of construction to ensure that funds are disbursed in a timely manner.

### **2. Effectively use revenue and new capital**

The CWSRF has sizeable revenue that can be leveraged to fund more projects at current costs and address California tremendous water quality needs. The program did not need additional capital this year because of the ARRA Grant received at the end SFY 08/09. The cash flow model is being closely monitored to see if additional capital will be needed to fund future projects.

### **3. Maintain financial integrity**

The State Water Board continued to bolster its credit review procedures this year to ensure that loans are repaid on time and in full. The State Water Board analyzes each applicant's financial capabilities and may impose special conditions on applicants to lower default risk. Recipients may be required to provide ongoing financial information after loan closing or to educate the public if there was significant disapproval during the public rate setting process. State Water Board staff also maintains a watch list of current financing recipients and potential applicants that show signs of financial weakness.

The Program also contracted with an outside financial advisor to provide independent, professional financial advice to program staff.

Financial statements were prepared by the State Water Board staff and audited by an independent auditor. A copy of the audited financial statements is included as Exhibit A to this Annual Report. The audit indicated that the financial statements disclosed no instances of noncompliance or other matters that are required to be reported under the Government Auditing Standards.

### **4. To achieve statewide compliance with water quality objectives and maximize the environmental benefits from CWSRF funded projects**

The State Water Board continued its efforts to set and enforce water quality objectives. The State Water Board provided financial assistance from the CWSRF to correct both point and non-point source pollution problems to help meet these objectives. The environmental benefits of the projects financed by the CWSRF during SFY 09/10 are summarized in Section IV of this report.

### **5. Assist with the State Water Board's [Plan For California's Nonpoint Source Pollution Control Program](#) and estuary **Comprehensive Conservation and Management Plans****

The State Water Board took advantage of the ARRA grant funds received in SFY 08/09 to fund in SFY 09/10 a number of non-point source, storm water, and estuary projects that could not afford a CWSRF loan. Section IV and Exhibit D provide further detail about these projects.

### **6. To bring POTW into compliance with federal and state requirements**

The State Water Board continued to provide funds in SFY 09/10 to municipalities to help them achieve compliance with federal and state waste discharge requirements. Eighty-six percent of funds committed in SFY 09/10 went to improve POTW compliance with federal and state requirements.

## **7. Provide good service with a special emphasis on Disadvantaged Communities (DACs)**

The State Water Board adopted Resolution No. 2008-0048 (Resolution) which promotes strategies to assist small and/or DACs with wastewater needs. The resolution references the Small Community Wastewater Strategy, which provides an overview of the problems faced by Small Disadvantaged Communities (SDACs) and proposed solutions to address those problems. The State Water Board executed a contract with Rural Community Assistance Corporation (RCAC) on December 28, 2009, to provide technical training to SDACs statewide. This assistance will help improve SDACs compliance and ensure that funds available through the State Water Board are used as effectively as possible in implementing practical, cost effective wastewater projects that will be adequately maintained over the long term. State Water Board staff is preparing a Request for Proposal (RFP) to provide technical assistance to small and/or DACs that will help communities to prepare more viable and competitive funding applications, and will help ensure that the State Water Board is able to administer funding in a timely manner.

## **8. Develop clear, flexible, and innovative application procedures**

Development of a transparent and uniform application with instruction booklet was delayed during the first half of SFY 09/10 due to the workload demands from ARRA and furloughs of state employees. The staff resumed development of the Clean Water State Revolving Fund/Small Community Wastewater Grant/Water Recycling Application Package in January 2010. These efforts are ongoing.

## **9. Ensure staff is well trained and ready to help communities resolve technical and financial issues**

The CWSRF management conducted monthly staff meetings to ensure that staff received up-to-date information about the current policies and procedures affecting the CWSRF program. In addition, staff received training sessions regarding ARRA topics and pertinent financing documents.

## **C. Operating Agreement and Capitalization Grant Conditions**

The State Water Board agreed to a number of conditions in the Operating Agreement and the Grant Agreements. These conditions were met as described below.

### **1. Assistance Activity**

A total of \$615 million was financed in SFY 09/10. Approximately 95 percent went to sewers, collection systems, or wastewater recycling; five percent went to NPS projects.

In SFY 09/10, 104 of the 226 projects listed in the IUP were funded (see Exhibit D for funding by needs category).

High demand for water quality improvement funding in California requires the State Water Board to fund projects on a ready-to-proceed basis and substitute projects as needed. The reason(s) projects in the IUP do not get funded is typically one or more of the following:

- Changes of needs or scope
- Application requires additional studies, more documentation, and/or more hearings
- Changes in design
- Delays in the bidding process
- Financed with other (non-CWSRF) financing
- Application withdrawn
- Funded as part of another CWSRF financing agreement

## **2. Eligible Categories of Projects and Financing Terms**

The State Water Board provided funding for all eligible categories of projects. The types of assistance include installment sales agreements and purchase of debt for the construction of treatment works or implementation of non-point source or estuary projects.

Principal forgiveness was provided to those applicants that met the conditions specified by the State Water Board in the SFY 09/10 IUP and any amendments or resolutions adopted by the Board for implementing ARRA.

The State Water Board also provided planning financing during SFY 09/10. Planning financing is amortized over five years unless rolled into a construction financing agreement. Construction or implementation financing is generally amortized for periods up to 20 years, but can be amortized over as much as 30 years for SDACs. The terms associated with financial assistance vary by applicant and the date the project is approved.

The interest rate applied to financing agreements is established at the time the project is approved. The interest rate generally will be one-half the state's most recent general obligation bond rate rounded up to the nearest one-tenth of a percent. SDACs may receive lower interest rates if they are approved by the State Water Board and they are necessary to make a project affordable.

The CWSRF is over matched at this point as explained below. Therefore, the State Water Board did not offer the match financing option during SFY 09/10.

## **3. Provide a State Match**

The State Water Board meets its match requirement by identifying state funds equal to at least 20 percent of the capitalization grant amount as detailed in Note 6, Pages 12-15 of Exhibit A. As of the end of SFY 09/10, the total capitalization grants awarded were \$2.309 billion. Of this amount, \$280 million did not require the 20 percent match because the funds were from ARRA. As of June 30, 2010, the State Water Board drew \$2.011 billion in CWSRF federal grants that required

a 20 percent match. The required match for the federal grants drawn by the State Water Board was \$402 million.

California uses a combination of state general obligation bonds repaid outside the CWSRF and funds contributed by applicants to the CWSRF to meet the 20 percent match requirement. A total of \$619 million in matching funds has been contributed to the CWSRF as seen in Table 2 of Note 6 of Exhibit A. Therefore, California contributed \$216 million more to the CWSRF than is required to match grants drawn as of June 30, 2010. (Note: The National Information Management System (NIMS) Report includes all state match contributed to the CWSRF.)

#### **4. Binding Commitments Within One Year**

The State Water Board must make binding commitments, in the form of executed financing agreements, to provide assistance in an amount equal to 120 percent of each federal quarterly payment within one year of that payment. By the end of SFY 09/10, executed binding commitments totaled \$5.337 billion (Note 4, Pages 8-11 of Exhibit A), or 231 percent of the \$2.309 billion in federal payments received as of the end of SFY 09/10.

#### **5. Expeditious and Timely Expenditure**

Numerous factors contribute to meeting this objective. The State Water Board's standard practice is to encumber federal funds before other sources of funds. The State Water Board also set a goal in its SFY 09/10 IUP to over commit available funds by 105 percent. Both factors contribute to the goal of efficiently using cash available to the Program.

Expenditure (disbursement) of CWSRF funds begins soon after a binding commitment is made. Financing recipients request disbursements to cover past planning and design costs. These requests are quickly followed by requests for disbursement of construction costs. Financing recipients can request disbursements as often as they want.

Disbursement requests are processed on a strict timeframe to ensure timely expenditure. State Water Board staff review and approve disbursement requests within seven calendar days after receipt. The request is then transmitted to the State Water Board's accounting department. The accounting department processes the request within seven calendar days after it receives it and transmits the request to the State Controller's Office (SCO). The SCO then has 10 calendar days to issue the warrant (check) to the applicant.

The State Water Board draws federal funds from the US Treasury via the Automated Standard Application for Payments (ASAP) system as warrants are issued by the SCO. Draw requests are made within one week of a warrant being issued. ASAP is a request and delivery system of federal funds developed by the Financial Management Service of the US Treasury and the Federal Reserve Bank. By using ASAP, the State Water Board is able to draw funds from the US EPA for expenditures incurred by the CWSRF in an expeditious and timely



manner. Requested funds are deposited electronically the next business day to the account(s) specified by the State Water Board.

Federal draws are requested through ASAP on a monthly basis for the prior month's administration costs.

A way to measure the expeditious and timely expenditure of funds is to compare the amount of federal funds disbursed (drawn from the US Treasury) with the total federal payments and grant awards to the State Water Board. As of June 30, 2010, \$2.106 billion in federal funds were disbursed. The CWSRF Program received \$2.309 billion in federal payments and 2.309 billion in federal grant awards. Therefore, as of June 30, 2010, 91 percent of the total federal payments were disbursed and 91 percent of the total federal grant awards were disbursed. (Note 6, Page 13, of Exhibit A).

State Water Board staff also periodically compares the rate at which applicants are requesting disbursements with the progress of construction on their projects. Applicants are given appropriate reminders if they appear to be falling behind with their projected disbursements.

## **6. First Use of Funds for Enforceable Requirements**

California met the first-use requirement by providing financial assistance to those projects on its National Municipal Policy (NMP) list that do not meet any of the criteria under part III.B.5. (pp 11-12 of US EPA's "Initial Guidance for State Revolving Funds"). The state ensured that all listed projects are on enforceable schedules. California's program has now been expanded to other water quality needs.

## **7. Eligible Activities**

California requires each applicant to submit a detailed application to ensure that US EPA's eligibility requirements are followed. All activities financed were eligible under Section 212, Section 319, or Section 320 of the CWA.

## **8. Disabled Business Enterprise (DBE) Objectives and Davis-Bacon Requirements**

The State Water Board negotiated a total fair share DBE objective with the US EPA beginning Federal Fiscal Year 2007 for the CWSRF program.

The objective was 24.0 percent for minority owned business enterprises (MBE) and 6.0 percent for women owned business enterprises (WBE) participation for a combined 30.0 percent goal. The participation on CWSRF financing agreements reported by financing recipients in SFY 09/10 was 5.0 percent for MBE and 2.0 percent for WBE. The overall DBE participation was 7.0 percent; while not meeting the actual goal, we did meet 23 percent of the combined goal. Exhibit C provides a detailed analysis of DBE participation from July 1, 2009 through June 30, 2010. The State Water Board will continue to monitor participation to ensure that the positive effort process is followed by financing recipients.

All projects financed during SFY 09/10 were required to comply with Davis-Bacon prevailing wage requirements. Each financing agreement included provisions requiring applicants to follow Davis-Bacon requirements. Staff reviews reports and verifies that sub-recipients have complied with all Davis-Bacon requirements. Staff maintains tracking mechanisms to ensure that federal quarterly baseline monitoring requirements are met. Records of all documents and site inspection reports are maintained in the project files. The staff will review the quarterly site inspection reports annually to determine if the number of site inspections is satisfactory and modifications to the control activities are needed.

DFA and DAS staff meet bi-monthly to discuss financial, accounting, and control issues related to the program such a DBE and Davis Bacon.

## 9. Use of Capitalization Grant Administration Allowance

A portion of the CWSRF may be used for administration of the program. Up to 4.0 percent of the amount in capitalization grants awarded to the program may be used for administration. Total capitalization funds granted to date equal \$2.309 billion.

The administration cost (administrative expenses) incurred during SFY 09/10 was \$7.019 million. This included Personnel Services of \$4.102 million, Operating Expenses of \$2.908 million, and Bond Expenses of \$9 thousand (Page 2 of Exhibit A).

The cumulative total for administration cost is \$85 million. Therefore, 3.65 percent of the capitalization grants awarded to date have been incurred in administering the program leaving a balance of \$7.810 million available for future administrative expenses.

The administrative expenses for SFY 99/00 through SFY 09/10 are shown in Table 2 below.

Table 2: Administrative Expenses for SFY 1999/2000 through 2009/2010								
FFY Grant Year	Capitalization Grant Amount	4% Admin. Allowance	Actual Admin. Costs	Difference between Allowance and Expenses	Admin. Surplus	Cumulative Grant Amount including in kind	Cumulative Admin. Costs	Percent of Grant
2000	\$ 95,987,727	\$ 3,839,509	\$ 4,099,786	\$ (260,277)	\$ 10,259,772	\$ 1,329,586,055	\$ 42,923,670	3.23%
2001	\$ 95,134,446	\$ 3,805,378	\$ 4,851,968	\$ (1,046,590)	\$ 9,213,182	\$ 1,424,720,501	\$ 47,775,638	3.35%
2002	\$ 95,346,405	\$ 3,813,856	\$ 5,251,394	\$ (1,437,538)	\$ 7,775,644	\$ 1,520,066,906	\$ 53,027,032	3.49%
2003	\$ 94,726,665	\$ 3,789,067	\$ 4,168,440	\$ (379,373)	\$ 7,396,271	\$ 1,614,793,571	\$ 57,195,472	3.54%
2004	\$ 94,783,887	\$ 3,791,355	\$ 4,274,162	\$ (482,807)	\$ 6,913,464	\$ 1,709,577,458	\$ 61,469,634	3.60%
2005	\$ 82,745,541	\$ 3,309,822	\$ 4,102,135	\$ (792,313)	\$ 6,121,151	\$ 1,792,322,999	\$ 65,571,769	3.66%
2006	\$ 46,383,876	\$ 1,855,355	\$ 3,422,947	\$ (1,567,592)	\$ 4,553,559	\$ 1,838,706,875	\$ 68,994,716	3.75%
2007	\$ 92,791,710	\$ 3,711,668	\$ 4,540,867	\$ (829,199)	\$ 3,724,360	\$ 1,931,498,585	\$ 73,535,583	3.81%
2008	\$329,208,091	\$ 13,168,324	\$ 4,009,832	\$ 9,158,492	\$ 12,882,852	\$ 2,260,706,676	\$ 77,545,415	3.45%
2009	\$ 48,667,707	\$ 1,946,708	\$ 7,019,543	\$ (5,072,835)	\$ 7,810,017	\$ 2,309,374,383	\$ 84,564,958	3.65%

## 10. ARRA Requirements

All ARRA funds were committed to projects that were under construction or under contract as of February 17, 2010. ARRA required that a minimum of 50 percent be used to provide additional subsidy to recipients in the form of principal forgiveness, negative interest rates, or grants. The State Water Board provided additional subsidy in the form of principal forgiveness. A total of 65 percent of ARRA funds was provided as principal forgiveness. ARRA required that a minimum of 20 percent of the funds be for green projects (water efficiency, energy efficiency, green infrastructure, and environmental innovation projects). A total of 28 percent of ARRA funds were used for green projects.

## 11. Federal Cross-Cutters

All projects funded by the CWSRF Program must comply with certain federal laws known as “super cross-cutters.” A broader category of federal laws, the “federal cross-cutters,” apply only in an amount equal to the Capitalization Grants received by the CWSRF Program. Through September 2008, DFA demonstrated compliance with federal cross-cutters on all projects (about \$4.0 billion in financing) provided by the CWSRF Program. The CWSRF Program will receive about \$2.3 billion in grants from US EPA through the FFY 2010.

The Operating Agreement allows for two levels of environmental review for CWSRF projects. The State Water Board used its alternative environmental review process, also known as the Tier II review, for projects during SFY 09/10. The Tier II review generally follows the requirements of California Environmental Quality Act. All applicants, however, must complete and submit an “Evaluation Form for Environmental Review and Federal Coordination.” State Water Board staff conducts a Tier I review, including federal agency distribution and consultation, for projects with known or suspected effects under federal environmental cross-cutting regulations. If a project can adequately document that there will be “no effect” under federal environmental cross-cutting regulations, then a Tier II review is conducted.

## D. Financial Activity

### 1. Financial Statements

Audited Financial Statements for the period ending June 30, 2010 are displayed in Exhibit A. Included in the exhibit are the 1) *Statements of Net Assets*, 2) *Statements of Revenues, Expenses and Changes in Net Assets*, 3) *Statements of Cash Flows*, 4) accompanying notes to the financial statements, and 5) reports required by the Single Audit Act Amendments of 1996.

The Financial Statements provide a more detailed view of the CWSRF’s financial activity for the year as well as management’s analysis of the program’s financial condition.

## 2. Revenues

There are four main sources of funds for the State Water Board's CWSRF based on the Financial Statements. The total contributions for SFY 09/10 were \$202 million. Contributions for the period of this report were as follows (Page 2 – Exhibit A):

- US EPS's ARRA capitalization grant – Principal Forgiveness of \$56 million
- US EPA's capitalization grant contributions of \$57 million
- US EPA's ARRA capitalization grant contributions of \$35 million
- State match revenue of \$214 thousand
- Interest income of \$52 million
- Net investment income and other contributions of \$1.8 million

## 3. Disbursements and Expenses

Total disbursements are based on the Financial Statements and do not include matching funds provided by financing recipients. Total disbursements for SFY 09/10 were \$398 million. Disbursements for the period of this report were made as follows (Page 3 – Exhibit A):

- Financing agreement disbursements - \$303 million
- Principal forgiveness disbursements - \$56 million
- Interest paid on revenue bonds - \$8.103 million
- Principal paid on revenue bonds - \$24 million
- Cash paid to employees and vendors - \$6.534 million
- Bond fees - \$9 thousand

## 4. Extended Term Financing

The State Water Board received many requests for Extended Term Financing (ETF) over the past few years. In October 2008, US EPA approved the State Water Board's request to implement ETF for DACs. The State Water Board received additional guidance from US EPA in April 2009. As defined by the State Water Board, a DAC is a community with a population of less than 20,000 persons and either 1) a community median household income (MHI) less than 80 percent of the statewide MHI or 2) a community with a sewer rate more than 4.0 percent of the community's MHI. ETF is available to DACs with a MHI less than 80 percent of the Statewide MHI if wastewater rates are 1.5 percent or more of the DAC's MHI. A community with a sewer rate more than 4.0 percent of the community's MHI may request approval of ETF from the State Water Board.

US EPA approved the State Water Board's request to implement ETF on condition that it does not decrease the CWSRF's financing level by more than 10 percent. The State Water Board estimated that providing 20 percent of its financing as ETF will not cause its overall level of financing to drop by more than 10 percent.

During SFY 09/10, nine (9) DACs received \$170,599,431 in ETF, as follows:

- Ventura County, El Rio Phase 5A - Project No. C-06-4680-110; Agreement No. 08-815-550, amended to provide \$6,868,809 in ETF;
- City of Colusa - Project No. C-06-4438-110; Agreement No. 07-828-550-0, amended to provide \$15,500,000 in ETF;
- City of Colfax - Project No. C-06-4470-110; Agreement No. 07-836-550, amended to provide \$7,485,865 in ETF;
- City of Crescent City - Project No. C-06-4699-110; Agreement No. 07-812-550-0, amended to provide \$43,814,176 in ETF;
- City of Placerville - Project No. C-06-4955-110; Agreement No. 05-802-550, amended to provide \$42,906,467 in ETF;
- City of Live Oak - Project No. C-06-5042-110; Agreement No. 09-802-550, received \$16,000,000, of which \$6,000,000 is ETF;
- Linda County Water District - Project No. C-06-5098-110; Agreement No. 09-800-550, received \$36,541,671, of which \$26,541,671 is ETF;
- Ventura County Service Area No. 34 - Project No. C-06-4680-120; Agreement No. 09-842-550, received \$13,000,000, of which \$4,563,500 is ETF;
- City of Williams - Project No. C-06-4049-110; Agreement No; 09-860-550, received \$16,918,943 in ETF.

The CWSRF provided approximately \$615 million in financing during SFY 09/10. Based on the analysis done to support its request for ETF, the CWSRF should be able to provide 20 percent of its financing, or approximately \$123 million in SFY 09/10, as ETF without reducing its overall financing level by more than 10 percent. The CWSRF provided about \$170.6 million, or 28 percent, of its SFY 09/10 financing as ETF. In SFY 09/10 five of the nine projects receiving ETF were previously approved financing agreements.

Since ETF inception in SFY 08/09, the State Water Board has provided a total of \$180.9 million in ETF to 11 projects. In a letter dated April 2009, the US EPA granted the State Water Board authority to make procedural changes to ETF implementation as outlined in the State Water Board's February 2009 request letter. Specifically, the February 2009 letter requested the ability to provide additional ETF at the onset of the ETF program in order to meet the overwhelming demand, realizing that this increase will limit amount of ETF the State Water Board will be able to provide in the future.

With the current need of DAC's, the State Water Board provided eight percent more ETF financing in SFY 09/10 than our analysis projected annually. In SFY 08/09 we only provided two percent in ETF financing. Adding the two years

together leaves us below our projected 20 percent annually. We are monitoring our funds for ETF to keep our financing level from dropping more than 10 percent.

## **5. Reduced Interest Rate**

The March 2009 amendment to the CWSRF Policy allows a DAC with wastewater rates of 1.5 percent or more of the DAC's MHI to receive a reduced interest rate of not less than zero percent (0%) if based on the credit review results, ETF is insufficient to make the project affordable to the DAC. The State Water Board offered a reduced interest rate of zero percent (0%) to one (1) DAC in SFY 09/10, as follows:

- a. City of Williams - Project No. C-06-4049-110; Agreement No. 09-860-550, received \$16,918,943.

## **6. Service Charges for Administration and Small Community Grant Fund**

State law allows the CWSRF to collect two service charges on loans: one to provide a backup source of revenue for administration and the other to provide revenue for wastewater grants to SDACs. The total service charge collected for administration revenue during SFY 09/10 was \$9.114 million. (See Exhibit F)

Service charge revenue up to \$50 million may be collected through 2014 to collect funds for grants to SDACs for wastewater projects. The total service charge collected for wastewater grant revenue during SFY 09/10 was \$2.755 million. (See Exhibit F)

## **7. Credit Risk of the CWSRF**

Each financing recipient must pledge one or more dedicated sources of revenue toward payment of its CWSRF agreement. Dedicated sources of revenue can be sewer rate revenue pledges, general tax pledges, or other contractual income.

As of June 30, 2010, the CWSRF had no defaults, but had one agreement termination. The termination was necessary because the applicant, the Los Osos Community Services District, stopped construction of its project in late 2005. The State Water Board officially terminated the agreement on December 13, 2005. Since the original bad debt allowance was established for this loan, the recipient has been working with the Court and its creditors to settle claims against it. At present, the case appears to be nearing a settlement.

In 2010, the allowance for bad debt was increased by \$2.87 million to \$9.36 million. The increase was made to recognize that a loan recipient, the City of Placerville, requested that the CWSRF restructure its loan repayments due to a cash flow shortfall caused by the economic downturn. The loan recipient is in the process of adjusting sewer and tax rates to meet longer term cash flow needs, and expects to repay the loan in full.

The State Water Board continues to vigorously pursue all legal means for full recovery of the funds disbursed to these recipients.



## IV. ENVIRONMENTAL BENEFITS

The contributions of the CWSRF to water quality are diverse and hard to quantify. This is not a weakness of the program, but instead indicates its strength and versatility in addressing a wide range of water quality issues. The data and graphics below summarize the environmental benefits derived from the CWSRF projects funded during SFY 09/10. The data supporting this summary has been transmitted to US EPA via the CWSRF Benefits Reporting (CBR) Database. The data indicate that the CWSRF protected or restored a wide range of beneficial water uses.

### A. Projects in SFY 09/10 Will Help Achieve and Maintain CWA Goals

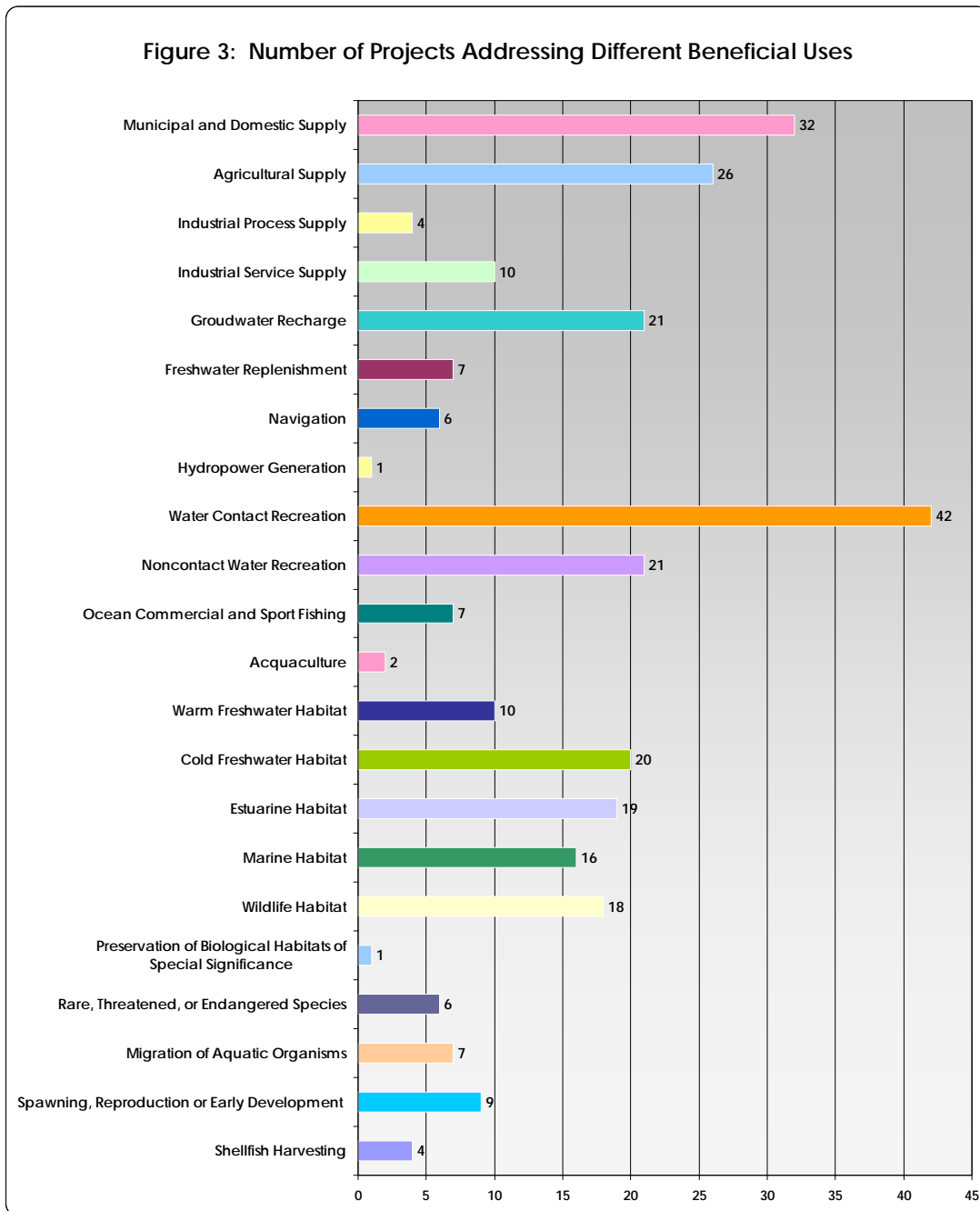
- Funded projects will treat approximately 1,116 million gallons per day (mgd) of wastewater.
- Funded projects will serve 18.5 million people statewide.
- Recipients received more than \$508 million in CWSRF subsidy (the subsidy is the amount of funds saved by recipients due to the reduced interest rate and principal forgiveness on CWSRF financing).

### B. CWSRF Projects Achieve Multiple Benefits

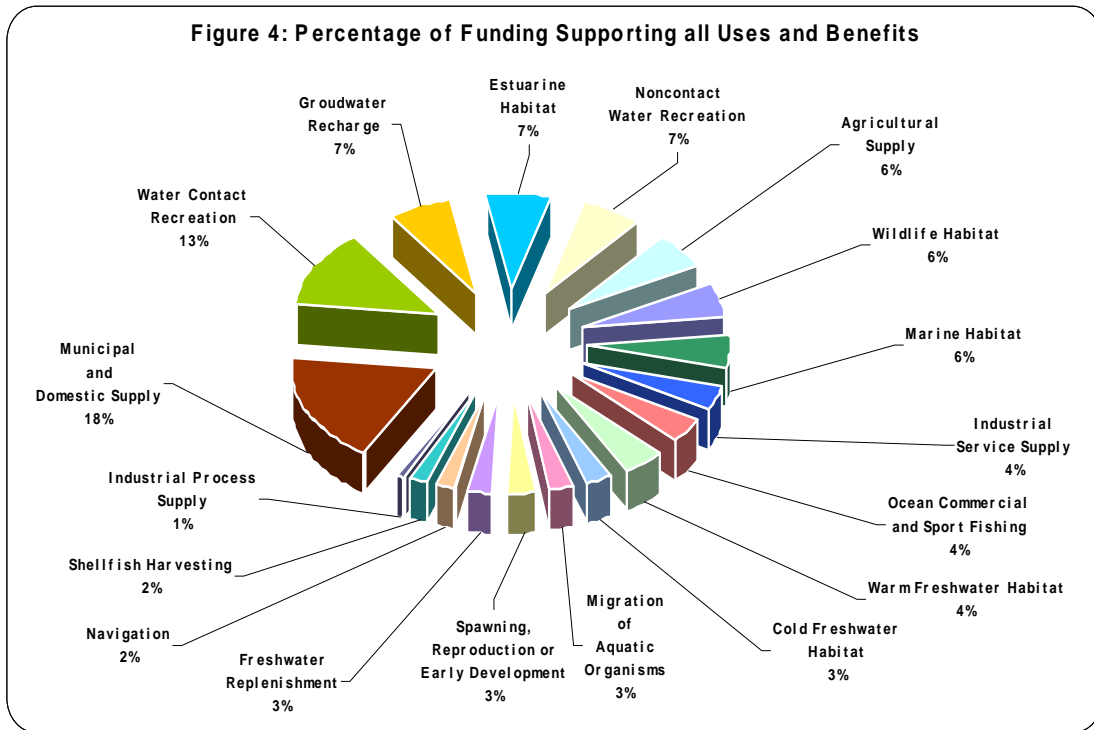
Each CWSRF project quantifiably benefits water quality in more than one way. Each project was evaluated to determine how it benefits water quality. The funding provided for each water quality area in SFY 09/10 is shown below.

- Improve water quality: \$505.6 million
- Recycle wastewater: \$266.8 million
- Protect groundwater: \$83.3 million
- Protect municipal and domestic supply: \$294.2 million
- Achieve compliance: \$325.2 million
- Protect and restore drinking water sources: \$34.3 million
- Protect and restore cold freshwater, estuarine and wildlife habitat: \$253.4 million

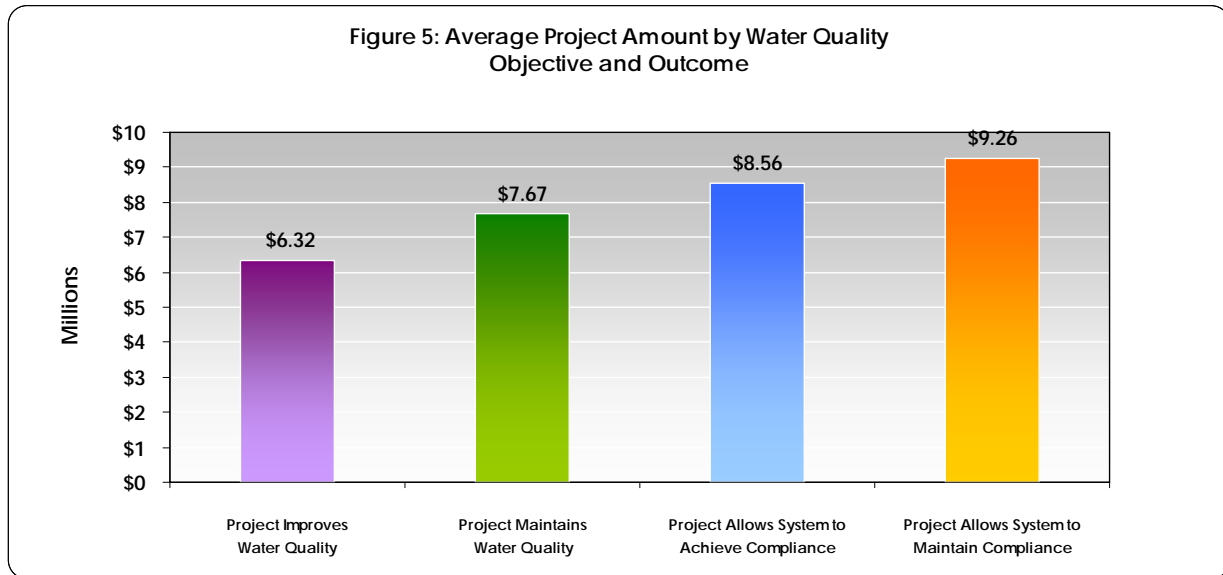
Figure 3 (below) provides a different view of the benefits provided by the CWSRF projects funded in SFY 09/10. Figure 3 shows how many projects addressed designated beneficial uses identified in state water quality control plans.



Another way to display the large breadth of environmental benefits from CWSRF projects is shown in Figure 4 (below). Figure 4 shows a breakdown of funding supporting different designated beneficial uses and other water quality benefits in comparison to all the funding provided by the CWSRF in SFY 09/10. As can be seen, the CWSRF in SFY 09/10 contributed broadly to support and protect many different environmental benefits.



Many of the water quality projects undertaken today are expensive and large. This reflects the level needed to continue to improve water quality. Figure 5 (below) shows the average project cost for different project types. The ability of the CWSRF to fund such large projects is one of its greatest strengths. Many agencies would not be able to secure such large funding levels from one provider if the CWSRF was not available.



## C. Highlights of Projects Funded by CWSRF in SFY 09/10

**Amador Water Agency** (Amador County) received \$375,612 to expand the wastewater disposal field in the disadvantaged community of Gayla Manor.

**American Rivers** (Nevada County) received \$375,000 to address stormwater management in a disadvantaged community within the Yuba River watershed. This green project will reduce sediment and pollutants in the River.



Green Infrastructure Stormwater Management

**Association of Bay Area Governments** (Santa Clara County) received \$1,817,010 to reduce urban pollutants in San Francisco Bay.

**Association of Bay Area Governments** (San Francisco County) received \$5,000,000 to install trash capture devices to reduce trash in San Francisco Bay.

**Association of Bay Area Governments** (Contra Cost County) received \$392,000 for the El Cerritos Green Streets project. The project will build two curbside rain gardens that will reduce urban runoff into local creeks and San Francisco Bay.

**California Land Stewardship Institute** (Mendocino County) received \$375,542 to implement the Fish Friendly Farming Program.

**California Sportfishing Protection Alliance** (Napa County) received \$109,963 to implement priority watershed actions for Suisun Creek. The project brought together landowners to implement an adaptive community approach to restoration and sustainable watershed management.

**Central Coast Agricultural Water Quality Coalition** (Santa Cruz County) received \$430,269 to promote sustainable, grower friendly practices to address local water quality.

**Central Coast Vineyard Team** (San Luis Obispo) received \$138,302 to promote sustainable, grower friendly practices, to address local water quality.

**City of Alameda** (Alameda County) received \$750,000 to install rash racks at the City's Main Street and Webster Street Pump Stations to prevent trash from entering San Francisco Bay.

**City of Anaheim** (Los Angeles County) received \$230,000 to construct a system for filtering stormwater discharge into the groundwater.

**City of Angels** (Calaveras County) received \$3,372,800 to construct its Wastewater Improvement Project Phase III.

**City of Antioch** (Contra Costa County) received \$2,080,842 for the Markley Creek Remediation Project. The project removed municipal waste from the Creek after failure of landfill containment adjacent to the south bank and restored the Creek banks.

**City of Big Bear** (San Bernardino County) received \$1,370,686 to modify and improve Lift Station 2/2A and replace the sewer line and manholes along Tahoe Drive.

**City of Brawley** (Imperial County) received \$24,595,000 to expand its Wastewater Treatment Facility.

**City of Burlingame** (San Mateo County) received \$5,605,800 to build an emergency retention basin to accommodate peak storm flows at the wastewater treatment plant.

**City of Chico** (Butte County) received \$5,422,120 to replace its antiquated wastewater outfall pipeline and diffuser.

**City of Colfax** (Placer County) received \$3,370,830 to upgrade four sewer lift stations, eliminate of two lift stations, and replace and repair sewer lines and manholes.



City of Colfax - Upgraded lift stations.

**City of Del Mar** (San Diego County) received \$5,000,000 to replace a 35 year old sewer pump station.

**City of Fresno** (Fresno County) received \$999,468 to construct the Herndon Town and Cortland/Fountain Way Sewer System.

**City of Galt** (Sacramento County) received \$16,631,000 to upgrade its wastewater treatment plant with filtration system and Ultra Violet (UV) disinfection system.

**City of Hermosa Beach** (Los Angeles County) received \$1,265,000 to capture and treat stormwater and urban runoff in the downtown commercial corridor to keep the runoff from reaching the ocean.

**City of Hughson** (Stanislaus County) received \$21,485,832 to upgrade and expand its wastewater treatment plant.



City of Hughson - Wastewater Treatment Site

**City of Kerman** (Fresno County) received \$6,957,479 to upgrade and expand its wastewater treatment facility

**City of La Mesa** (San Diego County) received \$3,376,922 to replace existing sewer lines with new pipe.

**City of Live Oak** (Sutter County) received \$16,000,000 to upgrade its existing wastewater treatment plant.

**City of Long Beach** (Los Angeles County) received \$403,200 to install a full capture trash net system in the forebay.

**City of Long Beach** (Los Angeles County) received \$551,845 to install a Vortex Separation System (VSS) to capture trash on a large storm drain leading to the Los Angeles River.

**City of Long Beach** (Los Angeles County) received \$539,634 to install a Trash Separation Device in one of the City's stormwater pump station.



**City of Malibu** (Los Angeles County) received \$820,096 to replace Paradise Cover Stormwater Treatment System.

**City of Millbrae** (San Mateo County) received \$28,397,180 to renovate the City's aging wastewater treatment plant.

**City of Mission Viejo** (Orange County) received \$1,045,000 its green infrastructure project to restore and protect Oso Creek.

**City of Oakdale** (Stanislaus County) received \$13,030,000 to upgrade their wastewater treatment facility.

**City of Oakland** (Alameda County) received \$3,450,000 install trash capture devices and eliminate other pollutants before they enter City waterways.

**City of Oakland** (Alameda County) received \$1,300,000 to provide rain barrels for irrigation and reduce the effects of stormwater on local and regional water resources.

**City of Palo Alto** (Santa Clara County) received \$8,500,000 to upgrade the regional wastewater plant's chlorine disinfection process to a UV disinfection process.



City of Palo Alto - Replacing UV disinfection facility

**City of Piedmont** (Alameda County) received \$ 1,900,188 to rehabilitate a portion of its sewer collection system.

**City of Plymouth** (Amador County) received \$2,817,273 for its Wastewater Treatment Plant (WWTP) Improvements and Inflow/Infiltration (I/I) reduction project.



City of Plymouth - Improvement to the inflow/infiltration

**City of Redding** (Shasta County) received \$12,122,280 for Clear Creek wastewater treatment plan expansion and upgrade project.

**City of Redondo Beach** (Los Angeles County) received \$2,200,000 for a project that will divert, treat, store and reuse urban runoff for landscaping irrigation in Alta Vista Park.

**City of Rio Dell** (Humboldt County) received \$2,176,657 to improve the solids handling and disinfection processes at its wastewater treatment plant.

**City of San Diego** (San Diego County) received \$34,918,555 to improve grit processing at its Point Loma wastewater treatment plant.

**City of Santa Barbara** (Santa Barbara County) received \$3,441,585 for two projects. The first project will keep trash out of local creeks, estuaries, and the ocean. The second project will create a permanent rain garden to help restore and protect Upper Las Positas Creek and serve as an outdoor classroom on water quality, wetland processes, and local ecology.



**City of Santa Cruz** (Santa Cruz County) received \$489,308 to reduce the discharge of bacterial laden storm water from pump stations.

**City of Selma** (Fresno County) received \$3,918,620 to install stormwater treatment systems and detention basin facilities.

**City of South Lake Tahoe** (El Dorado County) received \$1,500,000 to improve its stormwater collection system to encourage further infiltration.

**City of South Lake Tahoe** (El Dorado County) received \$1,675,000 to retrofit an existing neighborhood to stabilize soils and prevent nutrients from entering Lake Tahoe.

**City of Thousand Oaks** (Venture County) received \$907,500 to install trash filters, catch basins, and clarifiers to capture contaminants before they enter the City's stormwater system and local creeks.

**City of Wasco** (Kern County) received \$2,000,000 to install a sludge centrifuge at its wastewater treatment plant.

**City of Williams** (Colusa County) received \$16,918,943 to upgrade the current wastewater treatment plant.

**Community Alliance with Family Farmers Foundation** (Colusa County) received \$519,780 to implement management practices to reduce the runoff of sediment and pesticides from almond orchards adjacent to the Colusa Basin Drain.

**County of Napa** received \$977,307 to rehabilitate the Napa River.

**County of Placer** received \$3,000,000 to implement the Kings Beach Watershed Improvement Project.

**County of Santa Cruz** received \$287,532 to reduce sediment, nutrient and pesticide NPS pollution to impaired waters in Santa Cruz County.

**County of Santa Cruz Resource Conservation District** received \$174,479 to work with the San Benito County Resource Conservation Districts (RCDs) to reduce sediment, nutrients, and pesticides in local waterways.

**County of Santa Cruz Resource Conservation District** received \$1,578,774 to implement Phase II of the Integrated Watershed Restoration Program (IWRP) for Santa Cruz County.

**County of Ventura** received \$13,000,000 to construct Phases 5B, 5C and 5D of the El Rio septic to sewer replacement project.

**Covelo Community Services District** (Mendocino County) received \$1,694,356 to upgrade its wastewater treatment plant. Covelo is a disadvantaged community.

**Del Norte County Service Area No.1** (Del Norte County) received \$1,326,013 to replace outdated sewer collection lines.

**Delta Diablo Sanitation District** (Contra Costa County) received \$6,405,136 to construct pipeline, pump station, and a reservoir to provide 487 acre feet per year of recycled water to five users including four city parks and a golf course.

**Donner Summit Public Utilities District** (Nevada County) received \$1,478,000 to assist the District with evaluating and planning alternatives for a permit compliance project.

**Eastern Municipal Water District** (Riverside County) received \$43,546,128 for their Moreno Valley Regional Water Reclamation Facility Acid Phase Anaerobic Digester.

**Fairfield-Suisun Sewer District**

(Solano County) received \$11,100,000 to upgrade its chlorine disinfection system to an ultraviolet disinfection system.

**Fresno Metropolitan Flood Control District**

(Fresno County) received \$3,892,600 to construct stormwater conveyance and recycling facilities at 16 sites in Fresno's urban core.

**Friends of the Santa Clara River**

(Ventura County) received \$217,818 to remove invasive plants and reintroduce native riparian and wetland plants along the Santa Clara River.

**Garberville Sanitary District** (Humboldt County) received \$2,290,415 to upgrade its wastewater treatment plant.

**Gateway IRWM Authority** (Los Angeles County) received \$10,000,000 to help the 16 Gateway cities eliminate trash from the stormwater systems leading to the ocean.



Installed Catch Basins

**Inland Empire Utilities Agency**

(San Bernardino County) received \$3,493,463 for the recycled water pipeline project.

**Inland Empire Utilities Agency**

(San Bernardino County) received \$5,789,720 to purchase and modify the existing reservoir at the Cucamonga Valley Water Districts site and construct a new water pump station.

**Inland Empire Utilities Agency**

(San Bernardino County) received \$5,658,238 for the recycled water pipeline that will transport recycled water to the San Sevine groundwater recharge basin.

**Inland Empire Utilities Agency**

(San Bernardino County) received \$1,688,748 for the Church Street Lateral Project.

**Inland Empire Utilities Agency**

(San Bernardino County) received \$27,434,811 to expand the dewatering capacity at the regional wastewater plant.

**Inland Empire Utilities Agency**

(San Bernardino County) received \$773,045 to restore wetland that will remove viruses, bacteria, and nutrients, and will prevent stream bank erosion.

**Inland Empire Utilities Agency**

(San Bernardino County) received \$298,244 for the Prado Basin clean-up and restoration project.

**Inland Empire Utilities Agency**

(San Bernardino County) received \$1,471,491 to improve habitat and restore the riparian ecosystem along Chino Creek.

**Las Gallinas Valley Sanitary District**

(Marin County) received \$6,122,500 to improve the primary clarification system at its wastewater treatment plant.

**Linda County Water District** (Yuba County) received \$36,541,671 to upgrade its wastewater treatment plant to address new permit requirements.

**Literacy for Environmental Justice**

(San Francisco County) received \$350,160 to add on-site stormwater capture and reuse features at its Herons Head Park educational EcoCenter.

**London Community Services District** (Tulare County) received \$1,652,940 to upgrade its wastewater treatment plant to improve operation flexibility.



Construction of aeration pond

**Los Angeles County Sanitation** (Los Angeles County) received \$12,381,145 to rehabilitate sewers and manholes, construct eight new manholes, and remodel one existing manhole.

**Los Angeles County Sanitation District** (Los Angeles County) received \$70,000,000 to upgrade the Palmdale Water Reclamation Plant.

**City of Los Angeles Department of Public Works** (Los Angeles County) received \$1,777,838 for construction and installation of a storm drain diversion at the Sawtelle Channel.

**Los Penasquitos Lagoon Foundation** (San Diego County) received \$1,237,656 to construct a sedimentation basin.

**Marin Resource Conservation District** (Marin County) received \$620,523 to implement voluntary improvement on agricultural lands.

**Pacific Coast Fish, Wildlife and Wetlands Restoration Association** (Humboldt County) received \$1,417,318 to reduce erosion from logging roads in the upper basin of the Redwood Creek watershed.

**Port of San Francisco** (San Francisco County) received \$1,548,645 to install a system that will eliminate fish waste from San Francisco Bay and collect storm water.

**Regents of the University of California, San Diego** (San Diego County) received \$2,644,400 for the Storm Water Pollution Prevention Projects (4 Projects).

**Santa Cruz County Sanitation District** (Santa Cruz County) received \$13,707,609 to relocate sewage collection system for New Brighton State Beach State Park and Campground.

**San Mateo County Resource Conservation District** (San Mateo County) received \$221,984 for the Implementation Project open to all farmers in coastal San Mateo watersheds draining into the Monterey Bay National Marine Sanctuary with water quality problems.

**Santa Monica Bay Restoration Foundation** (Los Angeles County) received \$1,889,662 to install low impact development (LID) rain gardens adjacent to Ballona Creek. The rain gardens will capture, treat, and infiltrate stormwater runoff.



Pre-Construction View of Rain Garden location.

**Tahoe Resource Conservation District** (El Dorado County) received \$220,090 to treat urban stormwater and restore the underlying and adjacent wetlands providing suitable habitat.

**Town of Hillsborough** (San Mateo County) received \$300,000 to purchase a water filtration system to eliminate dumping flush water to storm drains and local creeks.

**Trinidad Rancheria** (Humboldt County) received \$1,790,107 to construct a wastewater treatment plant to replace septic tanks that are affecting beach and harbor water quality.

**Union Sanitary District** (Alameda County) received \$2,052,841 to rehabilitate approximately 8,200 feet of sewer line.

**Upper San Gabriel Valley Municipal Water District** (Los Angeles County) received \$23,600,000 to provide 29 users with recycled water. Approximately 3,700 acre-feet of water will be produced for irrigation, reducing the need for imported water.

**Western Municipal Water District** (Riverside County) received \$4,479,326 for the Chino II Desalted Ultimate Expansion project.

**Western Riverside County Agriculture** (Riverside County) received \$115,153 to implement agricultural management practices that will reduce the runoff of agricultural pollutants.

**Western Shasta Resource Conservation** (Shasta County) received \$102,985 to Integrated Ecosystem Improvements for Shasta County Watersheds.

**Yucaipa Valley Water District** (San Bernardino County) received \$9,752,100 to will construct a brine disposal pipeline from the Withhold Regional Water Recycling Facility to the current end point of the Santa Ana Regional Interceptor (SARI) brineline.

## V. PROGRAM CHANGES OR IMPROVEMENTS

During SFY 09/10, the State Water Board focused most of its effort on ARRA implementation. It did, however, make a number of noteworthy changes to the CWSRF program to make it more effective.

The State Water Board and Northbridge continued to enhance the Loans and Grants Tracking System (LGTS), the CWSRF program's tracking and reporting database, to better track and report CWSRF and ARRA information to state and federal oversight agencies.

State Water Board staff continued its efforts to ensure that the CWSRF's financing agreements are secure and that all payments will be made on time in full. The State Water Board uses a variety of analysis and monitoring measures to reduce the possibility of non-payment, and continues to evaluate additional steps to ensure full and timely payment of all agreements.

State Water Board contracted with Public Financial Management, Inc. (PFM) in May 2010. PFM will give the CWSRF access to additional financial expertise.

In September 2008, AB 2356 was signed into law. It required the State Water Board to take several actions to assist DACs. AB 2356 in part allowed the State Water Board to collect up to \$50 million in fees on CWSRF agreements to be used for grants to SDACs for wastewater projects. The total service charge collected for wastewater grant revenue during SFY 09/10 was \$2.755 million. (See Exhibit F).

Staff at the State Water Board continues to enhance the CWSRF Web site. Davis Bacon information was launched on the CWSRF Web site in October 2009 to provide information to applicants and stakeholders. Web links to ARRA, Davis Bacon and RCAC were incorporated to provide applicants and stakeholders quick access to updates on information about the CWSRF program and training opportunities.

State Water Board executed a contract with RCAC to provide technical training to SDACs and DACs. Training to help California's small, rural and DACs more effectively plan for their long-term technical, managerial, and financial needs were provided from February to June 2010. There was no fee to attend the workshops. Priority was given to those from small, disadvantaged wastewater systems. Classroom workshops were provided in Napa (February 23), Visalia (February 18), Ukiah (March 30-31), Fortuna (April 28), McKinleyville (April 29), El Centro (May 11-12) and West Sacramento (June 2). The following are the list of online and classroom workshops available.

### Online Workshops:

- Wastewater Basic Operations
- Wastewater Math Refresher
- Roles & Responsibilities
- Budgeting
- Financial Management
- Rate Setting

## Classroom Workshops:

- Board Governance: Roles & Responsibilities
- Board Governance: Brown Act & Ethics
- Wastewater Operator Certification Test Preparation
- Wastewater Math
- Infiltration & Inflows and Sewer System Management Plans
- Capital Improvement Planning, Asset Management & Funding Options
- Operation and Maintenance Practices for Small Wastewater Utilities
- Wastewater Regulations, Laws & The Clean Water Act
- Rate Setting, Prop 218 & Community Outreach

## VI. FUTURE CHANGES OR IMPROVEMENTS

A number of program changes planned in SFY 09/10 were delayed due to the additional work associated with ARRA and employee furloughs. State Water Board staff intends to return to these efforts during SFY 10/11. The focus of these efforts will be to streamline and improve the application process, revamp the priority setting and project selection process, and strengthen the CWSRF program's process and management controls. The aim of these efforts will be to make the program more efficient so that it supports both stakeholders and the State Water Board's water quality objectives.

Although LGTS accurately and efficiently tracks the business requirements of the CWSRF program, there are areas for improvement. Staff is working on a Feasibility Study Report (FSR) to upgrade LGTS to provide Web access to the system. The State Water Board will continue to enhance the functionality of the system to improve its information sharing and reporting capabilities.

State Water Board staff is also developing a request for proposal to provide technical assistance to small and disadvantaged communities. Staff intends to contract with community assistance organizations that can provide hands-on technical and financial expertise to help small and disadvantaged communities address the problems of complying with water quality requirements or completing projects to address water quality problems in the community. These efforts will complement the technical training contract executed in SFY 09/10.

The State Water Board was selected in January 2010 to participate in the Pilot Technical Assistance Program sponsored by the federal Departments of Housing and Urban Development, Transportation, and EPA. The Program is part of the HUD-DOT-EPA Partnership for Sustainable Communities. California is committed to community sustainability, and has taken an active role in exploring sustainable practices – especially as it relates to water quality and water resources. The project will help the CWSRF improve its priority setting system, and build on California's history of planning and coordinating with state transportation objectives to achieve common goals.

State Water Board marketing staff will continue their outreach efforts to increase participation in workshops and annual conferences held by community decision-makers throughout the State. This effort is vital for building relationships with communities and ensuring that customer service needs are met. In addition, the staff will develop new marketing material and use the IUP and Annual Report as marketing tools to showcase successful projects and highlight ways the CWSRF can assist potential applicants.



## VII. INDEX OF ACRONYMS

### Commonly Used Acronyms

ARRA – American Recovery and Reinvestment Act of 2009

ASAP – Automated Standard Application of Payments

CalMuni – California Municipal Securities, Inc.

CBR – CWSRF Benefits Reporting

CWA – Clean Water Act

CWNS – Clean Watershed Needs Survey

CWSRF – Clean Water State Revolving Fund (State Water Board)

DAC – Disadvantaged Community

DWQ – Division of Water Quality

ETF – Extended Term Financing

FFY – Federal Fiscal Year

FSR – Feasibility Study Report

IUP – Intended Use Plan

LGTS – Loans and Grants Tracking System

MBE – Minority Owned Business Enterprise

MGD – Million Gallons per Day

MHI – Median Household Income

NIMS – National Information Management System

NMP – National Municipal Policy

NPS – Nonpoint Source

PMI – Pooled Money Investment Bank

POTW – Publicly Owned Treatment Works

RCAC – Rural Community Assistance Corporation

RCD - Resource Conservation Districts

Regional Water Boards - Regional Water Quality Control Boards

RFP – Request for Proposals

SAG – Stakeholders Advisory Group

SCO – State Controller's Office

SDAC – Small Disadvantaged Communities

SFY – State Fiscal Year

State Water Board – State Water Resources Control Board

WBE – Women Owned Business Enterprise

WRFP – Water Recycling Funding Program

## **VIII. EXHIBITS**

- Exhibit A – Audited Financial Statements and Notes
- Exhibit B – Projects Approval Status Report
- Exhibit C – DBE Report for SFY 09/10
- Exhibit D – SFY 09/10 Projects Funded by Needs Category
- Exhibit E – SFY 09/10 Non-Funded Projects
- Exhibit F – SFY 09/10 List of All Projects with Fees

**Exhibit A – Audited Financial Statements and Notes**



**Exhibit B – Projects Approval Status Report**

Exhibit B - Projects Approval Status Report

CWSRF Program - Project Approval Status

Commitment Date	Contract Execution Date	Disbursement Status	Project Number	Contract Number	Party	Project Manager	Non-local Disbursement Amount	Non-local Undisbursed Balance
<b>Commitment Status: Complete</b>		<b>Loan Status: Executed Contract</b>						
21-Sep-95	6/16/1997	Complete	6036-110	01-813	Santa Cruz, County of	Magtoto, Mark	268018	0.00
01-Jun-93	11/13/1997	Complete	4082-110	95-816	Los Angeles County Sanitation District	Been, Robert	8916554	0.00
22-Feb-96	1/29/2001	Complete	4001-410	99-821	Los Angeles County Sanitation District	Been, Robert	9825312	0.00
07-Mar-01	3/27/2001	Complete	4596-110	00-805	Hilmar County Water District	Bare, Kathy	2492800	0.00
21-Sep-00	6/25/2001	Complete	4685-110	00-806	Sacramento, City of	Lee, Wing	2603365	0.00
18-Jun-98	5/20/2003	Complete	4082-120	00-820	Los Angeles County Sanitation District	Been, Robert	38257969	0.00
18-Jun-98	5/20/2003	Complete	4082-170	00-832	Los Angeles County Sanitation District	Been, Robert	1450968	0.00
19-Mar-04	7/21/2003	Complete	4001-510	01-808	Los Angeles County Sanitation District	Been, Robert	602437	0.00
22-Feb-96	7/22/2003	Complete	4001-430	00-830	Los Angeles County Sanitation District	Been, Robert	3463475	0.00
19-Mar-04	7/22/2003	Complete	4001-490	01-806	Los Angeles County Sanitation District	Been, Robert	3933164	0.00
19-Mar-04	7/22/2003	Complete	4001-530	01-807	Los Angeles County Sanitation District	Been, Robert	3394826	0.00
20-Jun-02	7/22/2003	Complete	4772-110	02-810	Burlingame, City of	Lee, Wing	10743788	0.00
22-Feb-96	7/22/2003	Complete	4001-420	99-832	Los Angeles County Sanitation District	Been, Robert	3678689	0.00
22-Feb-96	7/22/2003	Complete	4001-450	00-803	Los Angeles County Sanitation District	Been, Robert	7992479	0.00
22-Feb-96	7/28/2003	Complete	4001-470	99-828	Los Angeles County Sanitation District	Been, Robert	1747661	0.00
06-Sep-02	10/7/2003	Complete	4633-110	98-843	Tomales Village Community Services District	Lam, Pat	315594	0.00
11-Jul-03	11/13/2003	Complete	4753-110	02-819	Susanville Sanitary District	Zeichner, Glenn	4057700	0.00
19-Mar-04	12/12/2003	Complete	4001-500	01-822	Los Angeles County Sanitation District	Been, Robert	1284519	0.00
22-Feb-96	12/12/2003	Complete	4001-460	020-812	Los Angeles County Sanitation District	Been, Robert	9536746	0.00
16-Jul-03	8/3/2004	Complete	4793-110	03-810	Pismo Beach, City of	Zeichner, Glenn	10154284	0.00
29-Nov-05	7/27/2006	Complete	4825-110	05-807	Hayward, City of	Lee, Wing	45458165	0.00
20-Jun-06	1/16/2007	Complete	4968-110	06-807	Nevada County Sanitation District #1	Zeichner, Glenn	15803329	0.00
20-Jun-06	1/26/2007	Complete	4969-110	06-806	Nevada County Sanitation District #1	Zeichner, Glenn	12122824	0.00
09-Feb-06	6/11/2007	Complete	4899-110	06-810	Inland Empire Utilities Agency	Pontureri, Robert	14752201	0.00
20-Jun-07	9/14/2007	Complete	4632-110	07-815	Alturas, City of	Albrecht, Jeff	1503988	0.00
05-Mar-07	10/10/2007	Complete	5053-110	07-813	Union Sanitary District	Lee, Wing	1710471	0.00
22-May-07	10/23/2007	Complete	4132-110	07-814	Palo Alto, City of	Pontureri, Robert	7499970	0.00
20-Jun-02	10/26/2007	Complete	4790-120	07-820	Vallejo Sanitation & Flood Dist.	Zeichner, Glenn	4406072	0.00
22-May-07	11/2/2007	Complete	4897-110	07-811	Fontana, City of	Bare, Kathy	8227102	0.00
20-Jun-07	11/8/2007	Complete	4728-120	07-816	South San Francisco, City of	Lam, Pat	9019585	0.00
29-Nov-05	2/8/2008	Complete	4729-120	07-818	La Mesa, City of	Pontureri, Robert	2980399	0.00
07-Sep-07	3/10/2008	Complete	4438-110	07-828	Colusa, City of	Brown, Meghan	15500000	0.00
05-Sep-07	4/7/2008	Complete	4779-110	07-830	Tahoe City Public Utility District	Wooldridge, Kyle	2328382	0.00
05-Jun-07	4/18/2008	Complete	4470-110	07-836	Colfax, City of	Siebal, Danielle	7485865	0.00
11-Dec-07	4/24/2008	Complete	5085-110	07-829	Union Sanitary District	Lee, Wing	10283321	0.00
18-Sep-07	5/20/2008	Complete	5045-110	07-835	Union Sanitary District	Lee, Wing	2113379	0.00
20-Jun-02	5/22/2008	Complete	4303-110	07-825	East Bay Municipal Utility District	Badyal, Daman	20100000	0.00
10-Oct-07	6/10/2008	Complete	4900-130	07-823	Inland Empire Utilities Agency	Pontureri, Robert	1032324	0.00
08-Sep-06	6/12/2008	Complete	4967-110	07-838	Nevada County Sanitation District #1	Zeichner, Glenn	282636	0.00
10-Oct-07	6/12/2008	Complete	4900-110	07-821	Inland Empire Utilities Agency	Pontureri, Robert	2846608	0.00
10-Oct-07	6/26/2008	Complete	4900-120	07-822	Inland Empire Utilities Agency	Pontureri, Robert	5172863	0.00
14-Jan-08	8/7/2008	Complete	5114-110	08-802	Napa Sanitation District	Ochendusko, Kyle	1376804	0.00
29-Nov-05	9/12/2008	Complete	4729-130	08-804	La Mesa, City of	Pontureri, Robert	2750497	0.00
18-Mar-08	9/22/2008	Complete	4743-110	08-803	Soledad, City of	Ochendusko, Kyle	38709081	4,727,046.00

Commitment Date	Contract Execution Date	Disbursement Status	Project Number	Contract Number	Party	Project Manager	Non-local Disbursement Amount	Non-local Undisbursed Balance
22-May-07	9/29/2008	Complete	4897-210	08-803	Fontana, City of	Bare, Kathy	3516524	0.00
22-May-07	9/29/2008	Complete	4897-220	08-807	Fontana, City of	Bare, Kathy	4464900	0.00
07-Apr-08	11/2/2008	Complete	4352-110	08-814	Lake Arrowhead Community Services Dist.	Garcia, James	6638850	0.00
19-Mar-04	11/5/2008	Complete	4001-540	08-809	Los Angeles County Sanitation District	Been, Robert	4342208	0.00
19-Mar-04	1/23/2009	Complete	4001-550	08-810	Los Angeles County Sanitation District	Been, Robert	2456524	0.00
14-Jan-08	1/28/2009	Complete	5114-120	08-808	Napa Sanitation District	Ochendusko, Kyle	182869	0.00
04-Jun-09	6/5/2009	Complete	6917-110	08-312	Plumas Corporation	Holmes, Kari	173550.87	26.13
15-Jun-09	6/25/2009	Complete	6909-110	08-356	Santa Cruz County Sanitation District	Peltier, Tom	168750	0.00
18-Nov-08	9/24/2009	Complete	5172-110	09-801	Antioch, City of	Lam, Pat	2080841	0.00
03-Sep-09	11/24/2009	Complete	5220-110	09-813	Union Sanitary District	Lee, Wing	1998384	0.00
14-Mar-08	3/3/2009	Not Started	5047-110	08-800	Grass Valley, City of	Lee, Wing	0	0.00
24-Jun-09	7/6/2009	Not Started	6971-110	08-330	Long Beach, City of	Biondi, Oscar	0	539,634.00
15-Jun-09	7/13/2009	Not Started	6972-110	08-327	Long Beach, City of	Biondi, Oscar	0	551,845.00
25-Sep-09	9/30/2009	Not Started	5710-110	09-316	Big Bear Lake, City of	Chase, Bridget	0	721,408.00
25-Feb-09	12/29/2009	Not Started	5115-120	09-804	Upper San Gabriel Valley Municipal Water District	Wong, Rich	0	3,166,654.00
25-Feb-09	12/29/2009	Not Started	5115-130	09-805	Upper San Gabriel Valley Municipal Water District	Wong, Rich	0	3,716,652.00
25-Feb-09	12/29/2009	Not Started	5115-140	09-806	Upper San Gabriel Valley Municipal Water District	Wong, Rich	0	3,566,652.00
25-Feb-09	12/29/2009	Not Started	5115-110	09-803	Upper San Gabriel Valley Municipal Water District	Wong, Rich	0	9,216,630.00
05-Apr-10	5/6/2010	Not Started	5539-110	09-857	Los Angeles County Sanitation District	Been, Robert	0	12,381,145.00
20-Apr-10	6/24/2010	Not Started	4395-110	09-861	San Diego, City of	Pontureri, Robert	0	34,918,555.00
21-Jul-10	9/20/2010	Not Started	7456-110	10-802	Redding, City of	Been, Robert	0	3,364,560.00
12-Jul-10	10/13/2010	Not Started	7245-110	10-801	El Toro Water District	Been, Robert	0	3,918,590.00
24-May-10	10/13/2010	Not Started	5606-110	10-806	South Tahoe Public Utility District	Ochendusko, Kyle	0	2,730,000.00
03-Aug-10	10/14/2010	Not Started	6601-110	10-805	Yolo County Flood Control and Water Conservation D	Peltier, Tom	0	4,220,712.00
25-Jan-06	6/23/2006	Ongoing	4955-110	05-802	Placerville, City of	Bare, Kathy	35560727	194,519.00
26-Jan-06	8/25/2006	Ongoing	4693-110	05-803	Petaluma, City of	Lam, Pat	113237879	12,726,375.00
15-Nov-06	5/3/2007	Ongoing	4829-110	06-811	Lompoc, City of	Lam, Pat	76337875	151,141.00
22-May-07	10/23/2007	Ongoing	5051-110	07-810	Reedley, City of	Lee, Wing	26900648	64,273.00
17-Jul-07	11/20/2007	Ongoing	6093-110	07-817	St Helena, City of	Peltier, Tom	5098598	4,001,402.00
18-Apr-07	2/7/2008	Ongoing	4903-110	07-824	Novato Sanitary District	Lee, Wing	73196175	8,132,908.00
22-May-07	2/13/2008	Ongoing	4699-110	07-812	Crescent City, City of	Ochendusko, Kyle	42198120	1,616,056.00
04-Dec-07	3/27/2008	Ongoing	4997-110	07-827	Chico, City of	Lam, Pat	39934471	690,390.00
04-Dec-07	6/3/2008	Ongoing	4111-220	07-833	Chico Urban Area Joint Powers Financing Authority	Lam, Pat	2409540	29,257,000.00
24-Aug-07	7/2/2008	Ongoing	4971-220	07-826	Redding, City of	Been, Robert	17358881	835,944.00
06-Sep-06	10/20/2008	Ongoing	4701-410	08-801	Los Angeles County Sanitation District	Been, Robert	3323857	267,427.00
19-Mar-04	11/5/2008	Ongoing	4001-610	08-812	Los Angeles County Sanitation District	Been, Robert	2424926	57,370.00
19-Mar-04	12/19/2008	Ongoing	4001-600	08-811	Los Angeles County Sanitation District	Been, Robert	3254344	65,402.00
05-Sep-07	1/7/2009	Ongoing	4680-110	08-815	Ventura, County of	Siebal, Danielle	6084059	784,750.00
05-Dec-08	1/15/2009	Ongoing	4148-110	08-817	Rosamond Community Services Dist	Zeichner, Glenn	8159933	140,067.00
22-May-07	2/9/2009	Ongoing	4916-110	08-816	Los Angeles County Sanitation District	Been, Robert	72387633	69,703,323.00
19-Jun-08	2/23/2009	Ongoing	5055-110	08-813	Patterson, City of	Ochendusko, Kyle	774790	294,812.00
02-Feb-09	4/28/2009	Ongoing	5046-110	08-820	Ironhouse Sanitary District	Ochendusko, Kyle	34308709	17,691,083.00
13-Aug-08	5/21/2009	Ongoing	4242-110	08-836	Delano, City of	Zeichner, Glenn	28699576	4,719,216.00
14-Nov-08	5/27/2009	Ongoing	5179-110	08-842	San Andreas Sanitary District	Chase, Bridget	9155776	1,419,720.00
02-Dec-09	6/4/2009	Ongoing	6936-110	08-301	Gold Ridge Resource Conservation District	Magtoto, Mark	462494.36	222,095.64
02-Dec-09	6/4/2009	Ongoing	6935-110	08-302	Gold Ridge Resource Conservation District	Magtoto, Mark	165094.25	67,361.75
04-Jun-09	6/5/2009	Ongoing	6944-110	08-305	Mendocino County Department of Transportation	Magtoto, Mark	149450	0.00
03-Aug-07	6/5/2009	Ongoing	4946-110	08-841	Ventura County Waterworks Dist 16	Siebal, Danielle	12985190	1,124,352.00
04-Jun-09	6/5/2009	Ongoing	6926-110	08-304	Tomales Bay Watershed Council Foundation	Holmes, Kari	443696.92	363,432.00
04-Nov-08	6/9/2009	Ongoing	4682-110	08-843	Merced, City of	Been, Robert	22612966	12,367,666.00

Commitment Date	Contract Execution Date	Disbursement Status	Project Number	Contract Number	Party	Project Manager	Non-local Disbursement Amount	Non-local Undisbursed Balance
04-Jun-09	6/10/2009	Ongoing	6970-110	08-317	Redondo Beach, City of	Biondi, Oscar	181800	20,200.00
04-Jun-09	6/12/2009	Ongoing	6934-110	08-309	Morro Bay, of The Bay Foundation	Fong, Mark	232060.94	46,235.06
04-Jun-09	6/12/2009	Ongoing	6915-110	08-310	Conservation Corps North Bay	Holmes, Kari	273115.04	121,352.96
08-Jun-09	6/16/2009	Ongoing	6918-110	08-315	Chico, City of	Holmes, Kari	248167.01	347,941.99
16-Jun-09	6/17/2009	Ongoing	6946-110	08-323	Tahoe Resource Conservation District	Albrecht, Jeff	203551.85	1,274,505.15
15-Jun-09	6/17/2009	Ongoing	6942-110	08-331	Humboldt County Resource Conservation District	Magtoto, Mark	67368.91	112,631.09
15-Jun-09	6/17/2009	Ongoing	6906-110	08-318	Santa Cruz County Sanitation District	Peltier, Tom	436622.4	48,513.60
21-May-09	6/19/2009	Ongoing	5332-110	08-823	Inland Empire Utilities Agency	Pontureri, Robert	998332	0.00
30-Jul-09	6/23/2009	Ongoing	4593-110	08-821	Kelseyville CWWD #3	Siebal, Danielle	2390551	675,983.00
04-Jun-09	6/23/2009	Ongoing	6951-110	08-300	Long Beach, City of	Biondi, Oscar	1226481.38	3,092,625.62
07-May-09	6/23/2009	Ongoing	5100-110	08-845	Eastern Municipal Water District	Garcia, James	19279531	18,796,789.00
15-Jun-09	6/24/2009	Ongoing	6975-110	08-319	Mission Resource Conservation District	Fong, Mark	161388.24	133,357.76
15-Jun-09	6/24/2009	Ongoing	6962-110	08-342	Hermosa Beach, City of	Biondi, Oscar	459087.54	491,762.46
15-Jun-09	6/25/2009	Ongoing	6950-110	08-313	Truckee River Watershed Council	Biondi, Oscar	228888.66	144,264.34
15-Jun-09	6/25/2009	Ongoing	6907-110	08-311	Los Angeles, City of	Biondi, Oscar	2739714.22	1,621,391.78
15-Jun-09	6/30/2009	Ongoing	6948-110	08-341	Sierra Nevada Alliance	Baker, Nichole	180722.35	-2,899.92
17-Mar-09	7/1/2009	Ongoing	5176-140	08-851	Inland Empire Utilities Agency	Pontureri, Robert	725493	963,252.00
17-Mar-09	7/1/2009	Ongoing	5176-130	08-850	Inland Empire Utilities Agency	Pontureri, Robert	4329226	1,329,012.00
17-Mar-09	7/1/2009	Ongoing	5176-120	08-849	Inland Empire Utilities Agency	Pontureri, Robert	4225234	1,564,486.00
18-Mar-09	7/1/2009	Ongoing	5176-110	08-835	Inland Empire Utilities Agency	Pontureri, Robert	3034852	458,611.00
15-Jun-09	7/6/2009	Ongoing	6902-110	08-322	University of California, Regents of the	Albrecht, Jeff	1666177.69	978,222.31
15-Jun-09	7/8/2009	Ongoing	6923-110	08-329	Western Shasta Resource Conservation District	Holmes, Kari	62851.63	40,133.37
04-Jun-09	7/8/2009	Ongoing	5177-110	08-819	Delta Diablo Sanitation District	Badyal, Daman	5715073	690,063.00
21-May-09	7/8/2009	Ongoing	5150-110	08-847	Kerman, City of	Chase, Bridget	4177784	2,779,695.00
23-Jun-09	7/13/2009	Ongoing	6927-110	08-332	Central Coast Agricultural Water Quality Coalition	Fong, Mark	139084.18	291,184.82
16-Jun-09	7/13/2009	Ongoing	6963-110	08-320	Long Beach, City of	Biondi, Oscar	108252.46	294,947.54
08-Jun-09	7/13/2009	Ongoing	6956-110	08-321	Inland Empire Utilities Agency	Mora, Ruben	507972.3	265,072.70
18-Jun-09	7/13/2009	Ongoing	6973-110	08-355	Trinidad Rancheria	Peltier, Tom	1455441.78	334,665.22
08-Jul-09	7/13/2009	Ongoing	6964-110	08-351	Los Angeles Department of Public Works, City of	Biondi, Oscar	1600054.2	177,783.80
08-Jul-09	7/13/2009	Ongoing	6949-110	08-338	Tahoe Resource Conservation District	Albrecht, Jeff	77602.03	142,487.97
08-Jul-09	7/13/2009	Ongoing	6913-110	08-326	Santa Cruz, City of	Peltier, Tom	248521.17	240,786.83
23-Jun-09	7/15/2009	Ongoing	6952-110	08-339	Western Riverside County Agriculture Coalition	Mora, Ruben	109836.2	5,316.80
08-Jul-09	7/15/2009	Ongoing	6931-110	08-334	Santa Cruz, County of Resource Conservation Distri	Fong, Mark	92108.04	82,370.96
16-Jun-09	7/15/2009	Ongoing	4997-120	08-846	Chico, City of	Rivera, Ibyang	5049318	372,802.00
08-Jul-09	7/15/2009	Ongoing	6930-110	08-333	Santa Cruz, County of	Fong, Mark	216957.37	70,574.63
15-Jul-09	7/15/2009	Ongoing	6932-110	08-335	Santa Cruz, County of Resource Conservation District	Fong, Mark	647859.62	930,914.38
05-Dec-08	7/21/2009	Ongoing	4502-110	08-848	Brawley, City of	Bare, Kathy	7226901	17,368,099.00
23-Jun-09	7/21/2009	Ongoing	6940-110	08-337	Pacific Coast Fish, Wildlife and Wetlands Restorat	Albrecht, Jeff	512325.25	904,992.75
08-Jul-09	7/27/2009	Ongoing	6924-110	08-348	Napa, County of	Peltier, Tom	409526.1	567,780.90
16-Jun-09	7/29/2009	Ongoing	6974-110	08-316	Los Penasquitos Lagoon Foundation	Magtoto, Mark	973180.38	264,475.62
31-Jul-09	8/3/2009	Ongoing	6969-110	08-354	Malibu, City of	Biondi, Oscar	738086.83	82,009.17
08-Jul-09	8/3/2009	Ongoing	6922-110	09-306	Marin Resource Conservation District	Holmes, Kari	378561.38	241,961.62
08-Jul-09	8/3/2009	Ongoing	6925-110	09-307	California Land Stewardship Institute	Holmes, Kari	135257.5	240,284.50
13-Jul-09	8/4/2009	Ongoing	5042-110	09-802	Live Oak, City of	Siebal, Danielle	4416554	11,583,446.00
14-Jul-09	8/12/2009	Ongoing	6954-110	08-336	Western Municipal Water Distict	Mora, Ruben	932071.9	3,547,254.10
07-Jul-09	8/13/2009	Ongoing	5098-110	09-800	Linda County Water District	Rivera, Ibyang	9840371.96	26,701,299.04
24-Jun-09	8/13/2009	Ongoing	4926-110	08-758	Garberville Sanitary District	Siebal, Danielle	1180481	1,109,934.00
08-Jul-09	8/19/2009	Ongoing	6947-110	08-303	San Francisco, Port of	Holmes, Kari	1060727	487,918.00
23-Jul-09	8/19/2009	Ongoing	6202-110	09-807	Santa Barbara, City of	Magtoto, Mark	978708	810,680.00
08-Jul-09	8/19/2009	Ongoing	6966-110	08-353	Friends of the Santa Clara River	Biondi, Oscar	122760.39	95,057.61



Commitment Date	Contract Execution Date	Disbursement Status	Project Number	Contract Number	Party	Project Manager	Non-local Disbursement Amount	Non-local Undisbursed Balance
29-Jul-09	8/19/2009	Ongoing	6207-110	09-808	Santa Barbara, City of	Magtoto, Mark	1610581.09	41,615.91
05-Aug-09	8/20/2009	Ongoing	6921-110	09-305	Association of Bay Area Governments	Holmes, Kari	319119.87	1,497,890.13
10-Aug-09	8/25/2009	Ongoing	6199-110	09-811	Oakland, City of	Magtoto, Mark	746085.32	2,703,914.68
24-Jun-09	8/25/2009	Ongoing	5327-110	08-837	Inland Empire Utilities Agency	Pontureri, Robert	8393994	19,040,817.00
29-Jul-09	8/26/2009	Ongoing	6919-110	09-304	Community Alliance with Family Farmers Foundation	Holmes, Kari	274078.48	245,701.52
29-Jul-09	8/27/2009	Ongoing	6920-110	09-302	San Mateo County Resource Conservation District	Holmes, Kari	112888.61	109,095.39
07-Jul-09	8/28/2009	Ongoing	4922-110	08-756	Rio Dell, City of	Siebal, Danielle	1331334	845,323.00
19-Aug-09	8/28/2009	Ongoing	5063-110	08-757	Wasco, City of	Chase, Bridget	758753	1,241,247.00
03-Aug-09	8/31/2009	Ongoing	6439-110	09-810	Gateway IRWM Authority	Magtoto, Mark	773444.3	9,226,555.70
15-Jul-09	9/1/2009	Ongoing	6914-110	08-344	California Sportfishing Protection Alliance	Rizzardo, Jule	18527.3	91,435.70
16-Jun-09	9/10/2009	Ongoing	5139-110	08-838	Hughson, City of	Wooldridge, Kyle	10071623	11,404,388.00
08-Jul-09	9/10/2009	Ongoing	6959-110	08-306	Inland Empire Utilities Agency	Mora, Ruben	65084.32	233,159.68
06-Jul-09	9/15/2009	Ongoing	5311-110	09-809	Eastern Municipal Water District	Garcia, James	11162137	32,383,991.00
29-Nov-05	9/15/2009	Ongoing	4729-140	08-854	La Mesa, City of	Pontureri, Robert	2049670	1,327,252.00
25-Aug-09	9/17/2009	Ongoing	5675-110	09-309	London Community Services District	Chase, Bridget	998233	654,707.00
02-Sep-09	9/21/2009	Ongoing	6302-110	09-818	South Lake Tahoe, City of	Holmes, Kari	1181746.97	493,253.03
25-Aug-09	9/22/2009	Ongoing	6443-110	09-816	Oakland, City of	Magtoto, Mark	111327.23	1,188,672.77
20-Aug-09	9/25/2009	Ongoing	6430-110	09-817	Placer, County of	Holmes, Kari	481626.22	2,518,373.78
16-Sep-09	9/28/2009	Ongoing	6109-110	09-820	South Lake Tahoe, City of	Holmes, Kari	597063.29	902,936.71
21-Sep-09	9/28/2009	Ongoing	4556-120	09-312	Plymouth, City of	Chase, Bridget	2033257	784,017.00
29-Jul-09	9/28/2009	Ongoing	6960-110	09-300	Inland Empire Utilities Agency	Mora, Ruben	218544.03	1,252,946.97
03-Sep-09	9/29/2009	Ongoing	4971-250	09-824	Redding, City of	Been, Robert	3104362	9,017,918.00
17-Sep-09	9/29/2009	Ongoing	6420-110	09-837	Thousand Oaks, City of	Mora, Ruben	580982.56	326,517.44
08-Sep-09	9/29/2009	Ongoing	6320-110	09-822	Hillsborough, Town of	Fong, Mark	100000	200,000.00
17-Sep-09	9/29/2009	Ongoing	4965-110	09-311	Amador Water Agency	Rivera, Ibyang	242279	133,333.00
24-Sep-09	9/30/2009	Ongoing	5554-110	09-314	Covelo Community Services District	Siebal, Danielle	554194	1,140,162.00
17-Sep-09	9/30/2009	Ongoing	7034-110	09-310	Del Norte County Service Area No. 1	Chase, Bridget	599243	726,770.00
24-Sep-09	9/30/2009	Ongoing	5379-110	09-313	Fresno, City of	Chase, Bridget	206503	677,621.57
28-Aug-09	9/30/2009	Ongoing	4680-120	09-842	Ventura, County of	Siebal, Danielle	3410254	9,589,746.00
29-Sep-09	9/30/2009	Ongoing	5385-110	09-317	Colfax, City of	Siebal, Danielle	1869493	1,501,337.00
25-Sep-09	9/30/2009	Ongoing	5948-110	09-315	Big Bear Lake, City of	Chase, Bridget	558738	90,540.00
21-Sep-09	9/30/2009	Ongoing	5706-110	09-812	Angels, City of	Chase, Bridget	2051336	1,321,464.00
27-Aug-09	10/1/2009	Ongoing	4655-140	09-815	Piedmont, City of	Zeichner, Glenn	1145034	755,154.00
16-Sep-09	10/1/2009	Ongoing	6117-110	09-841	Alameda, City of	Magtoto, Mark	413450.37	336,549.63
22-Sep-09	10/6/2009	Ongoing	6444-110	09-839	Redondo Beach, City of	Mora, Ruben	902427.92	1,297,572.08
08-Sep-09	10/6/2009	Ongoing	6440-110	09-819	Association of Bay Area Governments	Schmitz, Lori	235279.6	156,720.40
24-Sep-09	10/6/2009	Ongoing	6166-110	09-845	Selma, City of	Fong, Mark	593080.08	3,325,539.92
15-Sep-09	10/12/2009	Ongoing	6135-110	09-840	Hermosa Beach, City of	Mora, Ruben	440869.05	824,130.95
25-Sep-09	10/12/2009	Ongoing	6418-110	09-846	Mission Viejo, City of	Mora, Ruben	245546.99	799,453.01
21-Sep-09	10/14/2009	Ongoing	6431-110	09-838	Anaheim, City of	Magtoto, Mark	26671.92	203,328.08
15-Sep-09	10/15/2009	Ongoing	6441-110	09-823	Association of Bay Area Governments	Schmitz, Lori	190221.82	4,809,778.18
30-Sep-09	10/19/2009	Ongoing	6222-110	09-847	Santa Monica Bay Restoration Foundation	Mora, Ruben	52351.79	1,837,310.21
24-Sep-09	10/20/2009	Ongoing	6433-110	09-843	American Rivers	Fong, Mark	211274.47	163,725.53
20-Jan-09	10/21/2009	Ongoing	5017-110	09-835	Millbrae, City of	Lee, Wing	7382051	21,015,129.00
15-Sep-09	10/26/2009	Ongoing	6350-110	09-836	Fresno Metropolitan Flood Control District	Fong, Mark	3067477.34	825,122.66
07-Jan-09	10/27/2009	Ongoing	5044-110	09-814	Palo Alto, City of	Chase, Bridget	7218003	1,281,997.00
23-Sep-09	10/29/2009	Ongoing	6500-110	09-844	Literacy for Environmental Justice	Schmitz, Lori	306574.18	43,585.82
30-Sep-09	10/30/2009	Ongoing	4831-110	09-848	Santa Cruz County Sanitation District	Been, Robert	1279799	12,427,810.00
07-Jul-09	1/19/2010	Ongoing	4746-110	09-852	Los Angeles County Sanitation District	Garcia, James	20755558	49,244,442.00
15-Oct-09	1/26/2010	Ongoing	4688-110	09-850	Oakdale, City of	Chase, Bridget	9398478	3,631,522.00

Commitment Date	Contract Execution Date	Disbursement Status	Project Number	Contract Number	Party	Project Manager	Non-local Disbursement Amount	Non-local Undisbursed Balance
10-Dec-09	3/3/2010	Ongoing	5043-110	09-856	Galt, City of	Lee, Wing	7529099	9,101,901.00
20-Jan-10	3/4/2010	Ongoing	5208-110	09-853	Fairfield-Suisun Sewer District	Bare, Kathy	1628796	9,471,204.00
26-Feb-10	3/23/2010	Ongoing	5490-110	09-858	Del Mar, City of	Bare, Kathy	757986	4,242,014.00
01-Dec-09	4/20/2010	Ongoing	4049-110	09-860	Williams, City of	Lawrence, Andrew	6773550	10,145,393.00
02-Feb-10	5/12/2010	Ongoing	5152-110	09-851	Burlingame, City of	Lee, Wing	574115	5,031,685.00
01-Apr-10	5/25/2010	Ongoing	7342-110	09-863	Las Gallinas Valley Sanitary District	Lam, Pat	201915	4,112,835.00
04-May-10	6/28/2010	Ongoing	7476-110	09-864	Yucaipa Valley Water District	Pontureri, Robert	1497333	8,254,767.00
	6/30/2010	Ongoing	7670-110	09-865	Donner Summit Public Utilities District	Chase, Bridget	354918	1,123,082.00

**Commitment Status: Complete**

**Loan Status: No Contract**

02-Sep-10		Not Started	5533-120		Burbank, City of	Garcia, James	0	0.00
19-Mar-04		Not Started	4001-480		Los Angeles County Sanitation District	Been, Robert	0	0.00
24-May-10		Not Started	7445-110	10-800	South Tahoe Public Utility District	Ochendusko, Kyle	0	0.00
07-Oct-10		Not Started	5219-110		Union Sanitary District	Lee, Wing	0	0.00
24-May-10		Not Started	5478-110		South Tahoe Public Utility District	Ochendusko, Kyle	0	0.00
26-Aug-10		Not Started	5835-110	10-807	Redding, City of	Been, Robert	0	0.00
23-Jun-10		Not Started	5159-110	10-804	Eastern Municipal Water District	Garcia, James	0	194,750,450.00
06-Sep-06		Not Started	4701-420		Los Angeles County Sanitation District	Been, Robert	0	0.00
02-Sep-10		Not Started	5533-110		Burbank, City of	Garcia, James	0	0.00

**Commitment Status: Incomplete**

**Oan Status: No Contract**

24-Sep-10		Not Started	5103-110		Arvin, City of	Chase, Bridget	0	0.00
29-Mar-11		Not Started	7502-110		Glendora, City of	Wong, Rich	0	0.00
15-Nov-10		Not Started	4188-110		Yucaipa Valley Water District	Pontureri, Robert	0	0.00
		Not Started	6392-110		Gold Ridge Resource Conservation District	Magtoto, Mark	0	0.00
30-Sep-11		Not Started	7055-110		Los Angeles, City of	Lam, Pat	0	0.00
01-Jul-10		Not Started	5090-110		South Park County Sanitation District	Lawrence, Andrew	0	0.00
01-Jan-11		Not Started	5814-110		Patterson, City of	Bare, Kathy	0	0.00
15-Jan-11		Not Started	4971-230		Redding, City of	Been, Robert	0	0.00
25-Jan-11		Not Started	4971-240		Redding, City of	Been, Robert	0	0.00
01-Sep-10		Not Started	5137-110		Atwater, City of	Lawrence, Andrew	0	0.00
15-Sep-10		Not Started	4463-110		Orange County Water District	Pontureri, Robert	0	0.00
01-Mar-10		Not Started	5501-110		Sonoma Valley County Sanitation District	Bare, Kathy	0	0.00
31-Dec-10		Not Started	5201-110		Russian River County Sanitation District	Lawrence, Andrew	0	0.00
15-Oct-10		Not Started	5571-110		Delta Diablo Sanitation District	Badyal, Daman	0	0.00
15-Dec-10		Not Started	5563-110		Tehachapi, City of	Been, Robert	0	0.00
22-Nov-10		Not Started	5310-120		Seal Beach, City of	Been, Robert	0	0.00
16-Dec-10		Not Started	4001-560		Los Angeles County Sanitation District	Been, Robert	0	0.00
31-May-11		Not Started	5233-140		South County Regional Wastewater Authority	Lam, Pat	0	0.00
		Not Started	7463-110		La Puente, City of	Zeichner, Glenn	0	0.00
01-Nov-10		Not Started	7190-110		Earlimart Public Utility District	Chase, Bridget	0	0.00
10-Dec-10		Not Started	4998-110		North Coast CWD	Badyal, Daman	0	0.00
01-Oct-10		Not Started	5641-110		Lake Oroville Public Utility District	Rivera, Ibyang	0	0.00
08-Feb-11		Not Started	5531-110		Marin Municipal Water District	Wong, Rich	0	0.00
08-Oct-10		Not Started	5312-110		Eastern Municipal Water District	Garcia, James	0	0.00
30-Jan-10		Not Started	5061-110		Banning, City of	Badyal, Daman	0	0.00
30-Sep-09		Not Started	5092-110		Goleta Sanitary District	Zeichner, Glenn	0	0.00
22-Nov-10		Not Started	5310-130		Seal Beach, City of	Been, Robert	0	0.00
30-Nov-10		Not Started	5727-110		Susanville Sanitary District	McMasters, Steven	0	0.00
31-Aug-10		Not Started	7085-110		Stockton, City of	Chase, Bridget	0	0.00

Commitment Date	Contract Execution Date	Disbursement Status	Project Number	Contract Number	Party	Project Manager	Non-local Disbursement Amount	Non-local Undisbursed Balance
		Not Started	7728-110		Santa Cruz Harbor	Bare, Kathy	0	0.00
		Not Started	7020-110		Sonoma Valley County Sanitation District	Bare, Kathy	0	0.00
10-Dec-10		Not Started	5696-110		Vista, City of	Ruiz, Ramon	0	0.00
31-Dec-10		Not Started	5698-110		Vista, City of	Ruiz, Ramon	0	0.00
07-Jul-10		Not Started	6092-110		Sacramento, City of	Schmitz, Lori	0	0.00
31-Dec-10		Not Started	5700-110		Vista, City of	Ruiz, Ramon	0	0.00
31-Dec-10		Not Started	6110-110		Vista, City of	Ruiz, Ramon	0	0.00
		Not Started	5812-110		Rancho California Water District	Garcia, James	0	0.00
31-Dec-10		Not Started	5708-110		Buena Sanitation District	Ruiz, Ramon	0	0.00
31-Dec-10		Not Started	5709-110		Buena Sanitation District	Ruiz, Ramon	0	0.00
		Not Started	5942-110		Ventura County Waterworks Dist 1	Zeichner, Glenn	0	0.00
		Not Started	5216-110		South Bayside System Authority	Lee, Wing	0	0.00
		Not Started	4841-110		Vacaville, City of	Lee, Wing	0	0.00
31-Dec-10		Not Started	7328-110		Ramona MWD	Bare, Kathy	0	0.00
		Not Started	7732-110		Sutter County	Siebal, Danielle	0	0.00
		Not Started	5541-110		Fresno, County of	Balgobin, David	0	0.00
31-Dec-10		Not Started	7327-110		Ramona MWD	Bare, Kathy	0	0.00
		Not Started	5222-110		Union Sanitary District	Lee, Wing	0	0.00
01-Mar-12		Not Started	7032-110		Sausalito-Marín City Sanitary District	Lam, Pat	0	0.00
30-Sep-10		Not Started	5333-110		Inland Empire Utilities Agency	Pontureri, Robert	0	0.00
		Not Started	5717-110		Rio Vista, City of	Lawrence, Andrew	0	0.00
		Not Started	7385-110		Fort Bragg, City of	Lawrence, Andrew	0	0.00
15-Dec-10		Not Started	5921-110		Vista, City of	Ruiz, Ramon	0	0.00
30-Dec-10		Not Started	7454-120		Valley Center MWD	Badyal, Daman	0	0.00
01-Jun-11		Not Started	5724-110		Camrosa Water District	Lam, Pat	0	0.00
		Not Started	6131-110		Mendocino County Resource Conservation District	Schmitz, Lori	0	0.00
12-Apr-09		Not Started	4966-110		Amador Water Agency	Rivera, Ibyang	0	0.00
		Not Started	6228-110		The River Exchange	Fong, Mark	0	0.00
		Not Started	6133-110		Mendocino County Resource Conservation District	Schmitz, Lori	0	0.00
28-Feb-11		Not Started	7095-110		San Elijo Joint Powers Authority	Ochenduszkó, Kyle	0	0.00
30-Dec-10		Not Started	7454-130		Valley Center MWD	Badyal, Daman	0	0.00
28-Feb-11		Not Started	5318-110		Inland Empire Utilities Agency	Pontureri, Robert	0	0.00
22-Nov-10		Not Started	5240-110		Los Angeles County Sanitation District No. 1	Been, Robert	0	0.00
		Not Started	5221-110		Union Sanitary District	Lee, Wing	0	0.00
30-Dec-10		Not Started	7454-110		Valley Center MWD	Badyal, Daman	0	0.00
		Not Started	6424-110		Thousand Oaks, City of	Kashkoli, Ahmad	0	0.00
15-Jan-11		Not Started	4971-260		Redding, City of	Been, Robert	0	0.00
10-Dec-10		Not Started	4998-120		North Coast CWD	Badyal, Daman	0	0.00
		Not Started	4986-110		Graton County Service Area #2	Lee, Wing	0	0.00
01-Aug-11		Not Started	7446-110		Channel Islands Beach Community Services District	Been, Robert	0	0.00
15-Oct-10		Not Started	5319-110		Inland Empire Utilities Agency	Pontureri, Robert	0	0.00
		Not Started	5619-110		Placer, County of	Holmes, Kari	0	0.00
		Not Started	7109-110		Fresno County Waterwork District No. 38	Bare, Kathy	0	0.00
		Not Started	6602-110		Placer, County of	Holmes, Kari	0	0.00
		Not Started	6603-110		Placer, County of	Holmes, Kari	0	0.00
		Not Started	4654-110		Sacramento, City of	Lee, Wing	0	0.00
		Not Started	6499-110		Sutter County	Unassigned	0	0.00
		Not Started	7001-110		San Leandro, City of	Zeichner, Glenn	0	0.00
		Not Started	6343-110		Napa Resource Conservation District	Fong, Mark	0	0.00
17-Feb-11		Not Started	5233-130		South County Regional Wastewater Authority	Lam, Pat	0	0.00

Commitment Date	Contract Execution Date	Disbursement Status	Project Number	Contract Number	Party	Project Manager	Non-local Disbursement Amount	Non-local Undisbursed Balance
		Not Started	6426-110		Los Angeles Department of Water and Power	Mora, Ruben	0	0.00
		Not Started	6427-110		Contra Costa County Flood Control and Water Conser	Fong, Mark	0	0.00
		Not Started	6192-110		Contra Costa Resource Conservation District	Fong, Mark	0	0.00
01-Jul-10		Not Started	5837-110		Oakland, City of	Wooldridge, Kyle	0	0.00
01-Aug-10		Not Started	6374-110		Pismo Beach, City of	Bare, Kathy	0	0.00
01-Jun-10		Not Started	5956-110		East Palo Alto, City of	Bare, Kathy	0	0.00
		Not Started	6213-110		American Rivers	Fong, Mark	0	0.00
		Not Started	6916-110		California Land Stewardship Institute	Holmes, Kari	0	0.00
		Not Started	6398-110		Santa Cruz, Ecology Action of	Kashkoli, Ahmad	0	0.00
01-Dec-10		Not Started	5471-110		Marina Coast Water District	Balgobin, David	0	0.00
		Not Started	6428-110		Alameda, City of	Kashkoli, Ahmad	0	0.00
		Not Started	6429-110		California Land Stewardship Institute	Fong, Mark	0	0.00
30-Oct-09		Not Started	5513-110		Sacramento, City of	Lee, Wing	0	0.00
01-Jun-10		Not Started	5376-110		Victor Valley Wastewater Rec Authority	Wooldridge, Kyle	0	0.00
30-Nov-10		Not Started	5872-110		Los Angeles County Waterworks District 40	Badyal, Daman	0	0.00
		Not Started	6900-110		California Certified Organic Farmers Foundation	Kashkoli, Ahmad	0	0.00
01-Aug-10		Not Started	5859-110		Santa Barbara, City of	Zeichner, Glenn	0	0.00
15-Dec-10		Not Started	6401-110		Santa Barbara, City of	Been, Robert	0	0.00
		Not Started	6416-110		Santa Cruz, Ecology Action of	Kashkoli, Ahmad	0	0.00
		Not Started	6221-110		Plumas Corporation	Fong, Mark	0	0.00
15-Mar-11		Not Started	5233-120		South County Regional Wastewater Authority	Lam, Pat	0	0.00
01-Jul-10		Not Started	5617-110		Salinas, City of	Bare, Kathy	0	0.00
07-Jun-10		Not Started	5599-110		Lathrop, City of	Wooldridge, Kyle	0	0.00
30-Dec-10		Not Started	5377-110		Fontana, City of	Wong, Rich	0	0.00
		Not Started	6168-110		Brea, City of	Mora, Ruben	0	0.00
		Not Started	6181-110		Alameda County Water District (ACWD)	Fong, Mark	0	0.00
		Not Started	6205-110		Pacific Coast Fish, Wildlife and Wetlands Restorat	Kashkoli, Ahmad	0	0.00
		Not Started	6197-110		Pacific Coast Fish, Wildlife and Wetlands Restorat	Kashkoli, Ahmad	0	0.00
		Not Started	6278-110		Trout Unlimited	Magtoto, Mark	0	0.00
		Not Started	6104-110		South Lake Tahoe, City of	Unassigned	0	0.00
		Not Started	6282-110		Trout Unlimited	Magtoto, Mark	0	0.00
15-Feb-11		Not Started	5400-110		Paso Robles, City of	Bare, Kathy	0	0.00
		Not Started	6247-110		Trout Unlimited	Magtoto, Mark	0	0.00
		Not Started	6419-110		Solano Resource Conservation District	Kashkoli, Ahmad	0	0.00
		Not Started	6442-110		Vallejo Sanitation & Flood Dist.	Fong, Mark	0	0.00
		Not Started	6150-110		Mattole Restoration Council	Kashkoli, Ahmad	0	0.00
		Not Started	6422-110		Sonoma County WA	Fong, Mark	0	0.00
		Not Started	6136-110		Malibu, City of	Mora, Ruben	0	0.00
		Not Started	7132-110		Santa Nella County Water District	Siebal, Danielle	0	0.00
		Not Started	6371-110		Salinas, City of	Kashkoli, Ahmad	0	0.00
		Not Started	6368-110		Salinas, City of	Kashkoli, Ahmad	0	0.00
		Not Started	6187-110		Pacific Coast Fish, Wildlife and Wetlands Restorat	Kashkoli, Ahmad	0	0.00
01-Jul-10		Not Started	5838-110		Oakland, City of	Wooldridge, Kyle	0	0.00
		Not Started	5811-110		San Leandro, City of	Zeichner, Glenn	0	0.00
		Not Started	5815-110		San Leandro, City of	Zeichner, Glenn	0	0.00
31-May-11		Not Started	5233-110		South County Regional Wastewater Authority	Lam, Pat	0	0.00
		Not Started	6241-110		Selma, City of	Fong, Mark	0	0.00
		Not Started	5813-110		San Leandro, City of	Zeichner, Glenn	0	0.00
31-Dec-10		Not Started	4516-110		San Clemente, City of	Balgobin, David	0	0.00
01-Jul-10		Not Started	5836-110		Oakland, City of	Wooldridge, Kyle	0	0.00

Commitment Date	Contract Execution Date	Disbursement Status	Project Number	Contract Number	Party	Project Manager	Non-local Disbursement Amount	Non-local Undisbursed Balance
31-Dec-10		Not Started	6406-110		Los Angeles & San Gabriel Rivers Watershed Council	Chase, Bridget	0	0.00
15-Feb-11		Not Started	5091-110		Morro Bay, City of	Chase, Bridget	0	0.00
01-Dec-10		Not Started	5610-110		Santa Ana Watershed Project Authority	Zeichner, Glenn	0	0.00
01-Jul-10		Not Started	5175-210		Modesto, City of	Wooldridge, Kyle	0	0.00
30-Jul-11		Not Started	5602-110		Turlock, City of	Been, Robert	0	0.00
		Not Started	6434-110		Watsonville Wetlands Watch	Kashkoli, Ahmad	0	0.00
		Not Started	7002-110		San Leandro, City of	Zeichner, Glenn	0	0.00
10-Sep-10		Not Started	5211-110		North Marin Water District	Wong, Rich	0	0.00
		Not Started	6201-110		Plumas Corporation	Fong, Mark	0	0.00
16-Dec-10		Not Started	4001-630		Los Angeles County Sanitation District	Been, Robert	0	0.00
		Not Started	6435-110		Plumas Corporation	Fong, Mark	0	0.00
		Not Started	6436-110		Gold Ridge Resource Conservation District	Magtoto, Mark	0	0.00
		Not Started	6423-110		Napa County Flood Control and Water Conservation D	Fong, Mark	0	0.00
		Not Started	5348-110		Yurok Tribe	Schmitz, Lori	0	0.00
02-Nov-10		Not Started	5174-110		Modesto, City of	Wooldridge, Kyle	0	0.00
		Not Started	6438-110		Orange, County of	Mora, Ruben	0	0.00
		Not Started	5380-110		Redding, City of	Been, Robert	0	0.00
01-Sep-11		Not Started	6310-110		San Francisco Public Utilities Commission	Unassigned	0	0.00
13-Aug-09		Not Started	5160-110		Sunnyslope County Water District	Lee, Wing	0	0.00
01-Jun-11		Not Started	5410-110		San Francisco Public Utilities Commission	Lam, Pat	0	0.00
15-Jan-11		Not Started	5409-110		San Francisco Public Utilities Commission	Lam, Pat	0	0.00
01-Mar-11		Not Started	5408-110		San Francisco Public Utilities Commission	Lam, Pat	0	0.00
01-Aug-11		Not Started	5407-110		San Francisco Public Utilities Commission	Lam, Pat	0	0.00
01-Apr-11		Not Started	5404-110		San Francisco Public Utilities Commission	Lam, Pat	0	0.00
01-Jun-11		Not Started	5403-110		Hillsborough, Town of	Lam, Pat	0	0.00
30-Mar-11		Not Started	5256-110		Turlock, City of	Been, Robert	0	0.00
30-Dec-09		Not Started	5354-110		Sausalito, City of	Lee, Wing	0	0.00
		Not Started	6239-110		Selma, City of	Fong, Mark	0	0.00
		Not Started	6182-110		Alameda County Water District (ACWD)	Fong, Mark	0	0.00
29-Jan-10		Not Started	5351-110		Castro Valley Sanitary District	Wooldridge, Kyle	0	0.00
16-Dec-10		Not Started	4001-640		Los Angeles County Sanitation District	Been, Robert	0	0.00
22-Nov-10		Not Started	5310-110		Seal Beach, City of	Been, Robert	0	0.00
15-Mar-11		Not Started	5230-110		San Luis Obispo, County of	Ochenduszkko, Kyle	0	0.00
25-Mar-11		Not Started	5384-110		West Basin Municipal Water District	Garcia, James	0	0.00
15-Sep-10		Not Started	5353-110		San Mateo, County of	Bare, Kathy	0	0.00
		Not Started	5670-110		San Bruno, City of	Zeichner, Glenn	0	0.00
01-Jul-10		Not Started	5796-110		Oakland, City of	Wooldridge, Kyle	0	0.00
13-Feb-10		Not Started	5603-110		Santa Clara, City of	Lee, Wing	0	0.00
01-Aug-11		Not Started	5402-110		Hillsborough, Town of	Lam, Pat	0	0.00
							1,244,005,980.42	819,765,327.58

**Exhibit C – SFY 09/10 DBE Report**

**Exhibit C - SFY 09/10 DBE Report**

<b>DBE Annual Report - SFY 09/10</b>			
	<b>MBE</b>	<b>WBE</b>	<b>Total</b>
July - September 2009	\$42,571.00	\$67,208.00	\$109,779.00
October - December 2009	\$299,198.00	\$385,378.00	\$684,576.00
Semi-Annual ARRA April - September 2009	\$571,670.87	\$29,760.00	\$601,430.87
January - March 2010	\$257,903.00	\$397,547.00	\$655,450.00
April - June 2010	\$245,086.00	\$390,911.00	\$635,997.00
Semi-Annual ARRA October 2009 to March 2010	\$2,642,986.53	\$594,518.92	\$3,237,505.45
Semi-Annual ARRA April - September 2010	\$2,037,995.53	\$887,493.42	\$2,925,488.95
Semi-Annual CAP Grant April - September 2010	\$566,477.64	\$5,968.75	\$572,446.39
<b>Cumulative Total Fiscal Year 2009/10</b>	<b>\$6,663,888.57</b>	<b>\$2,758,785.09</b>	<b>\$9,422,673.66</b>

<b>Percentage to Total Disbursements Fiscal Year 2009/10**</b>	<b>5.0</b>	<b>2.0</b>	<b>7.0</b>
--	------------	------------	------------

\*\*percentage of DBE participation is determined by taking the percentage of MBE and WBE as compared to the total disbursements for the fiscal year for each category (ie. ARRA, NON-ARRA)

**Exhibit D – SFY 09/10 Projects Funded by Needs Category**



Exhibit D - SFY 09/10 Projects Funded by Needs Category

2009/2010 Intended Use Plan Projects																				
List of Funded Projects by Needs Category																				
Financial Assistance Recipient Name	Project Number	IUP Projected Amount	Agreement Date	Cat. I	Cat. II	Cat. III-A	Cat. III-B	Cat. IV-A	Cat. IV-B	Cat. VI	Cat. VII-A	Cat. VII-C	Cat. VII-D	Cat. VII-E	Cat. VII-F	Cat. VII-H	Cat. VII-K	Cat. VII-L	Cat X	Total Agreement Amount
Williams, City of	4049-110	\$20,234,000	4/20/2010		\$16,918,943															\$16,918,943
San Diego, City of	4395-110	\$46,419,892	6/24/2010	\$34,918,555																\$34,918,555
Brawley, City of	4502-110	\$25,400,000	7/21/2009	\$24,595,000																\$24,595,000
Plymouth, City of	4556-120	\$1,018,000	9/28/2009	\$1,549,501			\$1,267,772													\$2,817,273
Piedmont, City of	4655-140	\$3,520,000	10/1/2009			\$1,900,188														\$1,900,188
Ventura, County of	4680-120	\$18,700,000	9/30/2009					\$13,030,000												\$13,030,000
Oakdale, City of	4688-110	\$13,030,000	1/26/2010		\$13,030,000															\$13,030,000
La Mesa, City of	4729-140	\$3,376,922	9/15/2009			\$3,376,922														\$3,376,922
Los Angeles County Sanitation District	4746-110	\$52,700,000	1/19/2010	\$70,000,000																\$70,000,000
Santa Cruz County Sanitation District	4831-110	\$15,000,000	10/30/2009				\$13,707,609													\$13,707,609
Rio Dell, City of	4922-110	\$2,254,714	8/28/2009	\$2,176,657																\$2,176,657
Garberville Sanitary District	4926-110	\$2,951,173	8/13/2009	\$2,152,990			\$137,425													\$2,290,415
Amador Water Agency	4965-110	\$367,612	9/29/2009	\$375,612																\$375,612
Redding, City of	4971-250	\$13,000,000	9/29/2009	\$9,697,824	\$2,424,456															\$12,122,280
Chico, City of	4997-120	\$5,422,120	7/15/2009	\$5,422,120																\$5,422,120
Millbrae, City of	5017-110		10/21/2009	\$28,397,180																\$28,397,180
Live Oak, City of	5042-110	\$16,000,000	8/4/2009		\$16,000,000															\$16,000,000
Galt, City of	5043-110	\$21,400,000	3/3/2010		\$16,631,000															\$16,631,000
Palo Alto, City of	5044-110	\$9,435,480	10/27/2009		\$8,500,000															\$8,500,000
Wasco, City of	5063-110	\$1,903,868	8/28/2009	\$2,000,000																\$2,000,000
Linda County Water District	5098-110	\$54,304,000	8/13/2009	\$29,233,337	\$7,308,334															\$36,541,671
Upper San Gabriel Valley Municipal Water District	5115-110	\$11,060,000	12/29/2009																\$11,060,000	\$11,060,000
Upper San Gabriel Valley Municipal Water District	5115-120	\$3,800,000	12/29/2009																\$3,800,000	\$3,800,000
Upper San Gabriel Valley Municipal Water District	5115-130	\$4,460,000	12/29/2009																\$4,460,000	\$4,460,000
Upper San Gabriel Valley Municipal Water District	5115-140	\$4,280,000	12/29/2009																\$4,280,000	\$4,280,000
Hughson, City of	5139-110	\$23,000,000	9/10/2009	\$21,485,832																\$21,485,832
Kerman, City of	5150-110	\$7,821,898	7/8/2009	\$6,957,479																\$6,957,479
Burlingame, City of	5152-110	\$7,000,000	5/12/2010	\$5,605,800																\$5,605,800
Antioch, City of	5172-110	\$2,080,481	9/24/2009													\$1,040,421	\$1,040,421			\$2,080,842
Inland Empire Utilities Agency	5176-110	\$3,493,463	7/1/2009																	\$3,493,463
Inland Empire Utilities Agency	5176-120	\$5,789,720	7/1/2009																	\$5,789,720
Inland Empire Utilities Agency	5176-130	\$5,658,238	7/1/2009																	\$5,658,238
Inland Empire Utilities Agency	5176-140	\$1,078,475	7/1/2009																	\$1,688,745
Delta Diablo Sanitation District	5177-110	\$8,855,136	7/8/2009																	\$6,405,136
Fairfield-Suisun Sewer District	5208-110		3/4/2010		\$11,100,000															\$11,100,000
Union Sanitary District	5220-110	\$3,500,000	11/24/2009						\$2,052,841											\$2,052,841
Eastern Municipal Water District	5311-110	\$46,315,413	9/15/2009	\$43,546,128																\$43,546,128
Inland Empire Utilities Agency	5327-110	\$27,579,000	8/25/2009	\$27,434,811																\$27,434,811
Fresno, City of	5379-110	\$896,600	9/30/2009					\$999,468												\$999,468
Colfax, City of	5385-110	\$3,627,000	9/30/2009			\$1,685,415	\$1,685,415													\$3,370,830
Del Mar, City of	5490-110	\$5,000,000	3/23/2010										\$5,000,000							\$5,000,000
Los Angeles County Sanitation District	5539-110		5/6/2010				\$12,381,145													\$12,381,145
Covelo Community Services District	5554-110	\$1,263,274	9/30/2009		\$1,694,356															\$1,694,356
London Community Services District	5675-110	\$1,137,200	9/17/2009	\$1,652,940																\$1,652,940
Angels, City of	5706-110	\$4,545,450	9/30/2009		\$3,372,800															\$3,372,800
Big Bear Lake, City of	5710-110		9/30/2009				\$721,408													\$721,408
Big Bear Lake, City of	5948-110		9/30/2009			\$649,278														\$649,278
South Lake Tahoe, City of	6109-110		9/28/2009					\$1,500,000												\$1,500,000
Alameda, City of	6117-110		10/1/2009					\$750,000												\$750,000
Hermosa Beach, City of	6135-110	\$1,265,000	10/12/2009										\$1,265,000							\$1,265,000
Selma, City of	6166-110	\$3,918,620	10/6/2009					\$3,918,620												\$3,918,620
Oakland, City of	6199-110	\$3,450,000	8/25/2009					\$3,450,000												\$3,450,000
Santa Barbara, City of	6202-110	\$1,789,388	8/19/2009					\$1,789,388												\$1,789,388
Santa Barbara, City of	6207-110	\$1,652,197	8/19/2009										\$1,652,197							\$1,652,197
Santa Monica Bay Restoration Foundation	6222-110	\$2,189,500	10/19/2009														\$1,889,662			\$1,889,662
South Lake Tahoe, City of	6302-110	\$1,670,000	9/21/2009					\$1,675,000												\$1,675,000
Hillsborough, Town of	6320-110	\$300,000	9/29/2009					\$300,000												\$300,000
Fresno Metropolitan Flood Control District	6350-110	\$3,892,600	10/26/2009					\$3,892,600												\$3,892,600
Mission Viejo, City of	6418-110		10/12/2009														\$1,045,000			\$1,045,000
Thousand Oaks, City of	6420-110		9/29/2009										\$907,500							\$907,500
Placer, County of	6430-110	\$3,000,000	9/25/2009	\$300,000					\$600,000	\$2,100,000										\$3,000,000
Anaheim, City of	6431-110		10/14/2009			\$230,000														\$230,000
American Rivers	6433-110	\$375,000	10/20/2009																	\$375,000
Gateway IRWM Authority	6439-110	\$10,000,000	8/31/2009							\$10,000,000										\$10,000,000
Association of Bay Area Governments	6440-110	\$392,000	10/6/2009							\$392,000										\$392,000
Association of Bay Area Governments	6441-110	\$5,000,000	10/15/2009							\$5,000,000										\$5,000,000
Oakland, City of	6443-110	\$1,300,000	9/22/2009										\$1,300,000							\$1,300,000
Redondo Beach, City of	6444-110	\$2,200,000	10/6/2009										\$2,200,000							\$2,200,000
Literacy for Environmental Justice	6500-110		10/29/2009														\$350,160			\$350,160
University of California, Regents of the	6902-110	\$2,644,400	7/6/2009										\$2,644,400							\$2,644,400

**2009/2010 Intended Use Plan Projects  
List of Funded Projects by Needs Category**

Financial Assistance Recipient Name	Project Number	IUP Projected Amount	Agreement Date	Cat. I	Cat. II	Cat. III-A	Cat. III-B	Cat. IV-A	Cat. IV-B	Cat. VI	Cat. VII-A	Cat. VII-C	Cat. VII-D	Cat. VII-E	Cat. VII-F	Cat. VII-H	Cat. VII-K	Cat. VII-L	Cat. X	Total Agreement Amount
Santa Cruz, City of	6913-110	\$489,308	7/13/2009							\$489,308										\$489,308
California Sportfishing Protection Alliance	6914-110	\$89,963	9/1/2009									\$109,963								\$109,963
Community Alliance with Family Farmers Foundation	6919-110	\$560,245	8/26/2009														\$519,780			\$519,780
San Mateo County Resource Conservation District	6920-110	\$210,484	8/27/2009														\$221,984			\$221,984
Association of Bay Area Governments	6921-110	\$1,807,210	8/20/2009														\$1,817,010			\$1,817,010
Marin Resource Conservation District	6922-110	\$564,577	8/3/2009														\$620,523			\$620,523
Western Shasta Resource Conservation District	6923-110	\$102,985	7/8/2009														\$102,985			\$102,985
Napa, County of	6924-110	\$977,307	7/27/2009														\$977,307			\$977,307
California Land Stewardship Institute	6925-110	\$362,542	8/3/2009														\$375,542			\$375,542
Central Coast Agricultural Water Quality Coalition	6927-110	\$430,269	7/13/2009								\$430,269									\$430,269
Santa Cruz, County of	6930-110	\$287,532	7/15/2009								\$287,532									\$287,532
Santa Cruz, County of Resource Conservation Distri	6931-110	\$174,479	7/15/2009								\$174,479									\$174,479
Santa Cruz, County of Resource Conservation Distri	6932-110	\$1,378,774	7/15/2009														\$1,578,774			\$1,578,774
Central Coast Vineyard Team	6933-110	\$138,302	7/6/2009										\$138,302							\$138,302
Pacific Coast Fish, Wildlife and Wetlands Restorat	6940-110	\$1,417,318	7/21/2009									\$1,417,318								\$1,417,318
San Francisco, Port of	6947-110	\$1,548,645	8/19/2009				\$387,161			\$774,323					\$387,161					\$1,548,645
Tahoe Resource Conservation District	6949-110	\$220,090	7/13/2009														\$220,090			\$220,090
Western Riverside County Agriculture Coalition	6952-110	\$115,153	7/15/2009								\$115,153									\$115,153
Western Municipal Water District	6954-110	\$4,486,284	8/12/2009											\$4,479,326						\$4,479,326
Inland Empire Utilities Agency	6956-110	\$773,045	7/13/2009														\$773,045			\$773,045
Inland Empire Utilities Agency	6959-110	\$333,633	9/10/2009										\$298,244							\$298,244
Inland Empire Utilities Agency	6960-110	\$1,472,263	9/28/2009										\$1,471,491							\$1,471,491
Long Beach, City of	6963-110	\$403,200	7/13/2009							\$403,200										\$403,200
Los Angeles Department of Public Works, City of	6964-110	\$1,766,568	7/13/2009							\$1,777,838										\$1,777,838
Friends of the Santa Clara River	6966-110	\$165,018	8/19/2009								\$217,818									\$217,818
Malibu, City of	6969-110		8/3/2009							\$820,096										\$820,096
Long Beach, City of	6971-110	\$539,634	7/6/2009							\$539,634										\$539,634
Long Beach, City of	6972-110	\$551,845	7/13/2009							\$551,845										\$551,845
Trinidad Rancheria	6973-110	\$1,662,708	7/13/2009															\$1,790,107		\$1,790,107
Los Penasquitos Lagoon Foundation	6974-110	\$972,166	7/29/2009														\$1,237,656			\$1,237,656
Del Norte County Service Area No. 1	7034-110	\$695,255	9/30/2009				\$1,326,013													\$1,326,013
Las Gallinas Valley Sanitary District	7342-110		5/25/2010	\$6,122,500																\$6,122,500
Yucaipa Valley Water District	7476-110		6/28/2010		\$9,752,100															\$9,752,100
Donner Summit Public Utilities District	7670-110		6/30/2010	\$1,478,000																\$1,478,000
<b>Total</b>				\$325,102,266	\$106,731,989	\$9,305,241	\$35,150,510	\$13,999,468	\$2,652,841	\$40,123,852	\$1,225,251	\$1,527,281	\$11,877,134	\$4,479,326	\$387,161	\$1,040,421	\$13,144,939	\$1,790,107	\$46,635,302	\$615,173,089

IUP - Intended Use Plan  
NPS - Non point Source

**Need Categories (Cat.)**

- |   |   |
|---|---|
| I - Secondary Treatment                   | VII-C - NPS Silviculture                  |
| II - Advance Treatment                    | VII-D - NPS Urban (Except Septic Systems) |
| III-A - Infiltration/Inflow Correction    | VII-E - NPS Ground Water - Unknown Source |
| III-B - Major Sewer System Rehabilitation | VII-F - NPS Marinas                       |
| IV-A - New Collector Sewers               | VII-H - NPS Brownfields                   |
| IV-B - New Interceptors and Appurtenances | VII-K - NPS Hydromodification             |
| VI - Storm Sewers                         | VII-L - NPS Septic Systems                |
| VII-A - NPS Agricultural Cropland         | X - Recycled Water Distribution           |

**Note:**

In SFY 2009/2010 there were 104 binding commitments for a total of \$615,173,089. In addition to the above, there was a total positive adjustment of \$ 6,537,164 for encumbrances and disencumbrances to previous binding commitments. Therefore, total committed was \$608,635,925 as reported to NIMS

**Exhibit E – SFY 09/10 Non-Funded Projects**

**Exhibit E - SFY 09/10 Non-Funded Projects**

<b>2009/2010 Intended Use Plan Projects List of Non-Funded Projects</b>				
<b>Loan Recipient Name</b>	<b>Project Number</b>	<b>IUP Projected Amount</b>	<b>Priority Class</b>	<b>Reason For Delay</b>
THOUSAND OAKS, CITY OF	17807	\$ 500,000	D	2
THOUSAND OAKS, CITY OF	17830	\$ 1,000,000	D	2
MORRO BAY, CITY OF	17904	\$ 3,420,492	D	2
MISSION VIEJO, CITY OF	18509	\$ 1,045,000	D	2
ANAHEIM	18674	\$ 230,250	D	2
ALAMEDA, CITY OF	18677	\$ 1,700,000	D	2
ALAMEDA, CITY OF	18685	\$ 750,000	D	2
TURLOCK, CITY OF	5602-110	\$ 20,000,000	B	
LOS ANGELES COUNTY SANITATION DISTRICT	4001-480	\$ 3,116,074	B	2
LOS ANGELES COUNTY SANITATION DISTRICT	4001-560	\$ 37,000,000	B	2
LOS ANGELES COUNTY SANITATION DISTRICT	4001-630	\$ 8,500,000	B	2
LOS ANGELES COUNTY SANITATION DISTRICT	4001-640	\$ 20,000,000	B	2
SOUTH ORANGE COUNTY WW AUTH.	4167-110	\$ 15,000,000	C	6
YUCAIPA VALLEY WATER DISTRICT	4188-110	\$ 5,030,450	C	1
MISSION SPRINGS WATER DISTRICT	4250-310	\$ 12,506,000	D	2
ELSINORE VALLEY MUNICIPAL WATER DISTRICT	4313-110	\$ 6,836,000	C	5
LAKE ARROWHEAD COMMUNITY SERVICES DIST.	4352-210	\$ 7,000,000	C	2
SAN CLEMENTE, CITY OF	4516-110	\$ 13,650,000	C	2
LOS ANGELES COUNTY SANITATION DISTRICT	4701-420	\$ 3,200,000	B	2
SAN JUAN CAPISTRANO, CITY OF	4730-110	\$ 50,000,000	C	6
MOULTON NIGUEL WATER DISTRICT	4732-110	\$ 4,500,000	C	6
LOS ANGELES COUNTY SANITATION DISTRICT	4746-120	\$ 7,000,000	C	5
LOS ANGELES COUNTY SANITATION DISTRICT	4746-130	\$ 5,900,000	C	5
LOS ANGELES COUNTY SANITATION DISTRICT	4746-140	\$ 4,400,000	C	5
LOMPOC, CITY OF	4829-120	\$ 6,000,000	B	5
VACAVILLE, CITY OF	4841-110	\$ 145,000,000	C	2
TULELAKE, CITY OF	4930-110	\$ 4,500,000	A	2
REDDING, CITY OF	4971-230	\$ 6,389,000	D	1
NORTH COAST CWD	4998-110	\$ 4,100,000	C	2
EAST BAY MUNICIPAL UTILITY DISTRICT	5020-110	\$ 35,226,616	C	5
EAST BAY MUNICIPAL UTILITY DISTRICT	5030-110	\$ 8,350,000	C	6
ORANGE COVE, CITY OF	5039-110	\$ 3,000,000	B	2
BANNING, CITY OF	5061-110	\$ 32,600,000	C	2
MISSION SPRINGS WATER DISTRICT	5062-110	\$ 19,210,750	C	2
SOUTH PARK COUNTY SANITATION DISTRICT	5090-110	\$ 3,675,000	A	2
ARVIN, CITY OF	5103-110	\$ 17,524,000	D	2
SHAFTER, CITY OF	5136-110	\$ 500,000	D	5
ATWATER, CITY OF	5137-110	\$ 40,000,000	D	1, 2
MAXWELL PUBLIC UTILITIES DISTRICT	5156-110	\$ 10,000,000	B	2, 4
EASTERN MUNICIPAL WATER DISTRICT	5159-110	\$ 240,000,000	C	2
SUNNYSLOPE COUNTY WATER DISTRICT	5160-110	\$ 13,000,000	C	2
MODESTO, CITY OF	5173-110	\$ 14,000,000	D	5
PACIFIC FOREST TRUST	5200-110	\$ 15,000,000	C	2
RUSSIAN RIVER COUNTY SANITATION DISTRICT	5201-110	\$ 4,200,000	B	2
NORTH MARIN WATER DISTRICT	5211-110	\$ 3,800,000	C	2
UNION SANITARY DISTRICT	5219-110	\$ 9,000,000	C	2
UNION SANITARY DISTRICT	5221-110	\$ 4,320,000	C	2
MONTEREY, CITY OF	5228-110	\$ 13,200,000	D	2
SOUTH COUNTY REGIONAL WASTEWATER AUTHORITY	5233-120	\$ 6,680,000	C	2
SOUTH COUNTY REGIONAL WASTEWATER AUTHORITY	5233-130	\$ 4,430,000	C	2
TURLOCK, CITY OF	5256-110	\$ 24,000,000	D	2

**2009/2010 Intended Use Plan Projects  
List of Non-Funded Projects**

<b>Loan Recipient Name</b>	<b>Project Number</b>	<b>IUP Projected Amount</b>	<b>Priority Class</b>	<b>Reason For Delay</b>
FRESNO METROPOLITAN FLOOD CONTROL DISTRICT	5263-110	\$ 1,064,800	C	2
NEWCASTLE SANITARY DISTRICT	5272-110	\$ 7,943,387	C	2
SEAL BEACH, CITY OF	5310-110	\$ 10,000,000	C	2
THE YUOK TRIBE (WESTERN RIVERS CONSERVANCY COAPPLICANT)	5348-110	\$ 15,000,000	D	2
CASTRO VALLEY SANITARY DISTRICT	5351-110	\$ 21,000,000	C	2
SAUSALITO, CITY OF	5354-110	\$ 8,000,000	D	3
SACRAMENTO CO. WATER AGENCY	5357-110	\$ 18,000,000	C	1
VICTOR VALLEY WASTEWATER REC AUTHORITY	5376-110	\$ 24,328,241	B	2
WEST BASIN MUNICIPAL WATER DIST	5383-110	\$ 1,936,360	C	5
WEST BASIN MUNICIPAL WATER DIST	5384-110	\$ 34,880,159	C	2
WILLITS, CITY OF	5411-110	\$ 13,000,000	C	5
MARINA COAST WATER DISTRICT	5471-110	\$ 29,064,000	C	2
SOUTH TAHOE PUBLIC UTILITY DISTRICT	5478-110	\$ 13,000,000	D	2
CENTRAL CONTRA COSTA SANITARY DISTRICT	5497-110	\$ 1,550,000	D	6
CENTRAL CONTRA COSTA SANITARY DISTRICT	5499-110	\$ 1,410,000	D	6
CENTRAL CONTRA COSTA SANITARY DISTRICT	5500-110	\$ 7,200,000	C	6
CENTRAL CONTRA COSTA SANITARY DISTRICT	5502-110	\$ 1,430,000	D	6
CENTRAL CONTRA COSTA SANITARY DISTRICT	5508-110	\$ 4,500,000	D	6
SACRAMENTO, CITY OF	5513-110	\$ 2,200,000	A	1
SACRAMENTO, CITY OF	5550-110	\$ 2,400,000	D	1
SANTA CLARA, CITY OF	5603-110	\$ 18,000,000	D	1
SOUTH TAHOE PUBLIC UTILITY DISTRICT	5606-110	\$ 3,000,000	C	2
SOUTH TAHOE PUBLIC UTILITY DISTRICT	5608-110	\$ 2,000,000	C	2
SOUTH TAHOE PUBLIC UTILITY DISTRICT	5611-110	\$ 1,030,000	C	2
SALINAS, CITY OF	5617-110	\$ 10,000,000	C	2
VISTA, CITY OF	5696-110	\$ 1,900,000	D	2
VISTA, CITY OF	5698-110	\$ 2,400,000	D	2
VISTA, CITY OF	5700-110	\$ 1,950,000	D	2
VISTA, CITY OF	5701-110	\$ 1,450,000	D	6
VISTA, CITY OF	5704-110	\$ 2,500,000	D	6
VISTA, CITY OF	5705-110	\$ 2,100,000	D	6
VISTA, CITY OF	5707-110	\$ 2,100,000	D	6
BUENA SANITATION DISTRICT	5708-110	\$ 245,000	D	2
BUENA SANITATION DISTRICT	5709-110	\$ 1,200,000	D	6
BUENA SANITATION DISTRICT	5709-110	\$ 560,000	D	2
BUENA SANITATION DISTRICT	5711-110	\$ 1,400,000	D	6
BUENA SANITATION DISTRICT	5712-110	\$ 735,000	D	6
STOCKTON, CITY OF	5713-110	\$ 7,900,000	D	5
BUENA SANITATION DISTRICT	5715-110	\$ 1,500,000	D	6
DINUBA, CITY OF	5744-110	\$ 12,850,000	D	2
DINUBA, CITY OF	5744-120	\$ 7,570,257	D	2
ALAMEDA, CITY OF	5809-110	\$ 1,950,000	C	5
CHINO HILLS, CITY OF	5827-110	\$ 6,838,094	C	5
SACRAMENTO REGIONAL COUNTY SANITATION DIST.	5833-110	\$ 2,108,000	D	6
SANTA BARBARA, CITY OF	5859-110	\$ 1,200,000	D	2
LOS ANGELES COUNTY WATERWORKS DIST 40	5872-110	\$ 23,100,000	C	2
ELSINORE VALLEY MUNICIPAL WATER DISTRICT	5911-110	\$ 3,000,000	C	5
LIVINGSTON, CITY OF	5918-110	\$ 29,000,000	C	1, 2
VISTA, CITY OF	5921-110	\$ 4,100,000	B	2
EAST PALO ALTO, CITY OF	5956-110	\$ 810,000	D	2
SACRAMENTO REGIONAL COUNTY SANITATION DISTRICT	5973-110	\$ 17,760,000	C	6
ELSINORE VALLEY MUNICIPAL WATER DISTRICT	5977-110	\$ 942,000	C	5
BEVERLY HILLS, CITY OF	5985-110	\$ 2,500,000	D	2

**2009/2010 Intended Use Plan Projects  
List of Non-Funded Projects**

<b>Loan Recipient Name</b>	<b>Project Number</b>	<b>IUP Projected Amount</b>	<b>Priority Class</b>	<b>Reason For Delay</b>
SOUTH LAKE TAHOE, CITY OF	6104-110	\$ 2,234,000	B	2
VISTA, CITY OF	6110-110	\$ 800,000	D	2
BIOENGINEERING INSTITUTE	6113-110	\$ 2,000,000	D	2
MALIBU, CITY OF	6136-110	\$ 5,000,000	B	2
WESTMINSTER, CITY OF	6220-110	\$ 1,100,000	D	5
PLUMAS CORPORATION	6221-110	\$ 250,000	D	2
MISSION SPRINGS WATER DISTRICT	6236-110	\$ 11,624,400	D	2
PISMO BEACH, CITY OF	6374-110	\$ 1,000,000	B	2
SANTA BARBARA, CITY OF	6401-110	\$ 1,200,000	D	2
LOS ANGELES & SAN GABRIEL RIVERS WATERSHED COUNCIL	6406-110	\$ 480,000	B	2
LITERACY FOR ENVIRONMENTAL JUSTICE	6416-110	\$ 350,160	D	2
LOS ANGELES DEPARTMENT OF WATER AND POWER	6421-110	\$ 638,835	A	2
NAPA COUNTY FLOOD CONTROL AND WATER CONSERVATION DISTRICT	6423-110	\$ 600,000	A	2
SAUSALITO, CITY OF	6425-110	\$ 4,100,000	A	2
COMPTON, CITY OF	6429-110	\$ 890,316	A	2
VALLEJO SANITATION & FLOOD DIST.	6442-110	\$ 3,850,000	A	2
CENTRAL CONTRA COSTA SANITARY DISTRICT	6461-110	\$ 1,000,000	D	6
REGENTS OF THE UNIVERSITY OF CALIFORNIA, SAN DIEGO	6492-110	\$ 13,000,000	A	5
SOUTH LAKE TAHOE, CITY OF	6508-110	\$ 1,500,000	B	2
SANTA CRUZ COUNTY SANITATION DISTRICT (NEW BRIGHTON)	6910-110	\$ 1,732,877	B	6
CALIFORNIA LAND STEWARDSHIP INSTITUTE	6916-110	\$ 157,887	B	2
FRESNO, CITY OF	7044-110	\$ 357,500	D	7
PISMO BEACH, CITY OF	7058-110	\$ 9,143,559	C	1
STOCKTON, CITY OF	7085-110	\$ 4,000,000	D	2
BURLINGAME, CITY OF	7234-110	\$ 2,690,000	C	2
EAST PALO ALTO, CITY OF	7237-110	\$ 300,000	D	7
RIO DELL, CITY OF	7401-110	\$ 365,110	A	2
SOUTH TAHOE PUBLIC UTILITY DISTRICT	7445-110	\$ 2,262,100	A	2
GLENDORA, CITY OF	7502-110	\$ 5,382,500	D	2

TOTAL           \$ 1,391,604,174

Reason for Delay:

1. Change in needs or scope
2. Application requires additional studies, more documents, and/or more hearings
3. Changes in design
4. Delays in the bidding process
5. N/A- financed with other (non-CWSRF) financing
6. N/A- application withdrawn
7. N/A - funded as part of another CWSRF financing agreement

**Exhibit F – SFY 09/10 List of All Projects with Fees**

**Exhibit F - SFY 09/10 List of Projects with Fees**

**List of All Projects with Fees**

<b>Contract Number</b>	<b>Subsidiary Number</b>	<b>Project Number</b>	<b>Party</b>	<b>Project Name</b>	<b>Disbursement Status</b>	<b>Payment Status</b>
<b>Fee Fund: Small Community Grant</b>						
00-808	21490285	4521-110	Riverbank, City of	Treatment Plant Expansion	Complete	Ongoing
07-810	21499125	5051-110	Reedley, City of	REEDLEY WWTP EXPANSION	Ongoing	Ongoing
07-812	21499139	4699-110	Crescent City, City of	NEW WASTEWATER TREATMENT FACILITY	Ongoing	Ongoing
07-828	21499142	4438-110	Colusa, City of	TREATMENT PLANT EXPANSION & IMPROVEMENTS	Complete	Ongoing
07-829	21490053	5085-110	Union Sanitary District	NEWARK PUMP STATION UPGRADE	Complete	Ongoing
08-813	21490393	5055-110	Patterson, City of	OXIDATION DITCH UPGRADE	Ongoing	Ongoing
08-814	21490384	4352-110	Lake Arrowhead Community Services Dist.	Recycled Water Phase 1 Project	Complete	Ongoing
08-815	21490387	4680-110	Ventura, County of	EL RIO SEWER PROJECT, PHASE 5A	Ongoing	Ongoing
08-817	21490389	4148-110	Rosamond Community Services Dist	LANDSCAPE AND AGRICULTURAL IRRIGATION (RECLAMATION)	Ongoing	Ongoing
08-838	21490418	5139-110	Hughson, City of	WWTP Rehab WD Upgrade	Ongoing	Ongoing
08-854	21490415	4729-140	La Mesa, City of	La Mesa Sewer System Improvement Project Phase IV	Ongoing	Ongoing
09-850	21490521	4688-110	Oakdale, City of	UPGRADE WASTEWATER TREATMENT FACILITY	Ongoing	Not Started
09-856	21490522	5043-110	Galt, City of	WASTEWATER TREATMENT PLANT UPGRADES	Ongoing	Ongoing
<b>Fee Fund: Small Community Grant and Administrative Services</b>						
00-805	21490277	4596-110	Hilmar County Water District	Upgrade Treatment Plant	Complete	Ongoing
00-806	21490286	4685-110	Sacramento, City of	Combined Sewer Overflow (cso)- Land Park Relief Sewer	Complete	Ongoing
00-815	21490294	4465-110	Yreka, City of	Treatment Plant Additions & Water Reclamation	Complete	Ongoing
00-816	21490290	4062-140	Santa Rosa, City of	Pine Flat North Pipeline	Complete	Ongoing
00-819	21490288	4086-110	Lake County Sanitation District	Eliminate Spills To Clearlake-North West Plant	Complete	Ongoing
01-815	21490321	4771-110	Union Sanitary District	Irvington Equalization Storage Facilities Project	Complete	Ongoing
01-816	21490317	4684-110	Ventura, County of	I/I Correction-Camarillo Airport Coll System	Complete	Ongoing
01-817	21490330	4062-240	Santa Rosa, City of	Central Healdsburg Pipeline	Complete	Ongoing
01-821	21490331	4800-110	Redlands, City of	Treatment Plant Expansion, Reclaimed Water Facilities, Delivery Pipeline	Complete	Ongoing
01-825	21490355	4790-110	Vallejo Sanitation & Flood Dist.	Sanitary Sewer Overflow Elimination Program	Complete	Ongoing
02-804	21490316	4252-410	La Canada Flintridge, City of	Sewer Collection System Project	Complete	Ongoing
02-810	21490328	4772-110	Burlingame, City of	Treatment Plant Improvements	Complete	Ongoing
02-811	21490332	6061-120	Napa, County Of, Flood Control and Water	Property Acquisition	Complete	Ongoing
02-816	21490337	4801-110	North San Mateo County Sanitation District	Water Recycling Adv Treatment	Complete	Ongoing
02-817	21490338	4655-120	Piedmont, City of	I/I Correction - Phase VI	Complete	Ongoing
02-818	21490345	4307-110	San Luis Obispo, City of	Water Reuse Project	Complete	Ongoing
02-823	21490349	4007-610	Alameda, City of	I / I Correction Phase VIII; Subarea 91A/B	Complete	Ongoing
02-824	21490350	4728-110	South San Francisco, City of	Wet Weather Facility	Complete	Ongoing
03-801	21490364	4695-110	Escondido, City of	BLOWER REPLACEMENT	Complete	Ongoing
03-811	21490359	4655-130	Piedmont, City of	I/I Correction	Complete	Ongoing
03-848	21490391	4783-310	Los Angeles County Sanitation District	District 14 - Rosamond Trunk F Replacement Sewer Section II	Complete	Ongoing



Contract Number	Subsidiary Number	Project Number	Party	Project Name	Disbursement Status	Payment Status
05-808	21499117	4844-110	North Marin Water District	NORTH MARIN WATER DISTRICT WATER RECYCLING PROJECT	Complete	Ongoing
06-801	21490032	4823-110	Sonoma Valley County Sanitation District	TERTIARY TREATMENT PLANT UPGRADE PROJECT	Complete	Ongoing
06-802	21490024	6090-110	The Conservation Fund	FOREST CONSERVATION, FISHERIES RESTORATION & WATER QUALITY ENHANCEMENT	Complete	Ongoing
06-806	21490026	4969-110	Nevada County Sanitation District #1	LAKE WILDWOOD WWTP	Complete	Ongoing
07-813	21490046	5053-110	Union Sanitary District	WILLOW/CENTRAL AVENUE SANITARY SEWER REHAB PROJECT	Complete	Ongoing
07-817	21499137	6093-110	St Helena, City of	ST. HELENA-NAPA RIVER FLOOD PROTECTION & ESTUARY RESTORATION PROJECT	Ongoing	Ongoing
07-820	21499123	4790-120	Vallejo Sanitation & Flood Dist.	South Interceptor Conveyance Improvement Project	Complete	Ongoing
07-835	21490076	5045-110	Union Sanitary District	LOWER HETCH HETCHY CORRIDOR SANITARY SEWER IMPROVEMENT PROJECT	Complete	Ongoing
07-836	21490042	4470-110	Colfax, City of	WASTEWATER TREATMENT PLANT IMPROVEMENTS TO MEET WDRS	Complete	Ongoing
98-816	21490247	4429-110	Thousand Oaks, City of	Plant Expansion & Upgrade For Reclamation Activities (reclamation)	Complete	Ongoing
98-817	21490251	4001-260	Los Angeles County Sanitation District	JWPCP-Covers For Primary Clarifiers, Contract No. 14a	Complete	Ongoing
98-826	21490241	6026-110	South Lake Tahoe, City of	Stateline erosion control	Complete	Ongoing
98-828	21490259	6061-110	Napa, County Of, Flood Control and Water	Napa River Flood Protection and Estuary Restoration Project	Complete	Ongoing
99-830	21490283	4452-140	Santa Ana Watershed Project Authority	Temescal Valley Regional Interceptor-reach V	Complete	Ongoing
99-831	21490301	4653-110	Sacramento, City of	COMBINED SEWER SYSTEM (CSO)- TAHOE PARK PARALLEL SEWER	Complete	Ongoing

**Fee Fund: Administrative Services**

00-801	21490101	4610-120	Vacaville, City of	Full Treatment Plant Expansion-phase II	Complete	Ongoing
00-802	21490278	4665-110	Stege Sanitary District	I/I Correction	Complete	Ongoing
00-804	21490282	4486-110	Templeton Community Services District	Wastewater Treatment Plant Expansion	Complete	Ongoing
00-809	21490292	4708-110	Redding, City of	Westside Interceptor Sewer	Complete	Ongoing
00-818	21490309	4062-220	Santa Rosa, City of	North & South Healdsburg Pipeline	Complete	Ongoing
00-825	21490287	4062-170	Santa Rosa, City of	Windsor Pipeline	Complete	Ongoing
00-831	21490312	4062-250	Santa Rosa, City of	Installation of Geysers Pump Stations	Complete	Ongoing
01-802	21490300	4173-110	Laguna County Sanitation District	Salt Segregation Facility	Complete	Ongoing
01-803	21490295	4053-110	McCloud Community Services District	Rehabilitate Collection System	Complete	Ongoing
01-804	21490302	4655-110	Piedmont, City of	I/I Correction	Complete	Ongoing
01-810	21490311	4062-160	Santa Rosa, City of	Pumping Station Equipment Procurement	Complete	Ongoing
01-811	21490310	4062-230	Santa Rosa, City of	Mid-South Pipeline	Complete	Ongoing
01-813	21490353	6036-110	Santa Cruz, County of	San Lorenzo River On-Site WW Mgmt	Complete	Ongoing
01-814	21490313	4062-150	Santa Rosa, City of	Pine Flat South Pipeline	Complete	Ongoing
02-809	21490341	4846-130	Inland Empire Utilities Agency	Phase I Regional Distribution System;RP1 and RP4 Pump Station Project	Complete	Ongoing
02-821	21490344	4812-110	Napa Sanitation District	Inflow and Infiltration Reduction Project	Complete	Ongoing
02-825	21490351	4658-110	Victor Valley Wastewater Rec Authority	Interceptor Expansion	Complete	Ongoing
02-826	21490372	4845-110	Santa Margarita Water District	RECYCLED WATER PROGRAM EXPANSION GROUP 2	Complete	Ongoing
02-827	21490360	4802-110	Corona, City of	Recycled Water Project A	Complete	Ongoing
03-804	21490346	4657-110	Tahoe-Truckee Sanitation Agency	Treatment Plant Expansion	Complete	Ongoing

Contract Number	Subsidiary Number	Project Number	Party	Project Name	Disbursement Status	Payment Status
03-806	21490352	4528-210	Benicia, City of	I/I improvements	Complete	Ongoing
03-846	21490396	4783-110	Los Angeles County Sanitation District	District 14 - Rosamond Trunk F Replacement Sewer Section I	Complete	Ongoing
03-847	21490380	4783-210	Los Angeles County Sanitation District	District 14 - Rosamond Trunk F Replacement Sewer Section I	Complete	Ongoing
04-802	21490358	6085-110	The Nature Conservancy	Palo Corona Watershed Protection Project	Complete	Ongoing
04-814	21490370	4450-110	Coachella Sanitary District	WASTEWATER TREATMENT PLANT EXPANSION	Complete	Ongoing
04-815	21490004	4252-510	La Canada Flintridge, City of	Sewer Collection System Project Areas 3A & 3B	Complete	Ongoing
05-803	21499120	4693-110	Petaluma, City of	Ellis Creek Water Recycling Facilities	Ongoing	Ongoing
05-809	21490127	4665-210	Steger Sanitary District	I/I CORRECTION - PHASE XI SEWER REHABILITATION PROJECT	Complete	Ongoing
05-810	21490022	4200-110	Yucaipa Valley Water District	HENRY N WOLCHHOLZ WWTP EXPANSION & UPGRADE	Complete	Ongoing
05-811	21499119	4729-110	La Mesa, City of	INFLOW/INFILTRATION CORRECTION	Complete	Ongoing
06-803	21490035	4971-110	Redding, City of	Clear Creek WWTP Expansion Bid Package 1	Complete	Ongoing
07-815	21490047	4632-110	Alturas, City of	Wastewater Treatment Plant Upgrade & Improvement Project	Complete	Ongoing
07-816	21499122	4728-120	South San Francisco, City of	WET WEATHER MANAGEMENT PROJECT, PHASE 2	Complete	Ongoing
07-818	21490039	4729-120	La Mesa, City of	INFLOW/INFILTRATION CORRECTION PHASE II	Complete	Ongoing
07-819	21499138	4971-210	Redding, City of	Clear Creek WWTP Expansion Bid Package 2	Complete	Ongoing
07-825	21490086	4303-110	East Bay Municipal Utility District	East Bayshore Recycled Water Phase IA	Complete	Ongoing
08-816	21490390	4916-110	Los Angeles County Sanitation District	LANCASTER WRP - STAGE V PHASE I EXPANSION	Ongoing	Not Started
93-805	21490154	6006-110	Davis, City of	Wetland treatment of runoff	Complete	Ongoing
93-810	21490165	6022-110	Pacheco Water District	Drainage Recycling System	Complete	Ongoing
93-819	21490163	4330-110	Goleta Sanitary District	Outfall Repairs (Recd Loan 6/10/94)	Complete	Ongoing
94-806	21490169	4108-110	Cambria Community Services District	Treatment Plant Improvements	Complete	Ongoing
96-805	21490201	6014-110	San Luis Water District	Irrigation system improvements	Complete	Ongoing
96-820	21490220	4360-110	Davis, City of	Treatment Plant Expansion & Improvements	Complete	Ongoing
97-804	21490222	4001-220	Los Angeles County Sanitation District	JWPCP Construction - Final Increment Secondary Treatment	Complete	Ongoing
97-809	21490228	4505-110	Placerville, City of	Wastewater Treatment Plant Expansion	Complete	Ongoing
97-813	21490227	6031-110	Mammoth Lakes, Town of	Urban runoff projects	Complete	Ongoing
97-814	21490231	4648-110	Rialto, City of	Treatment Plant Expansion	Complete	Ongoing
97-817	21490230	4251-110	Colton, City of	Secondary Treatment Expansion and Renovation For Hydraulic Reliability	Complete	Ongoing
97-827	21490235	4614-110	South San Francisco, City of	Plant Improvement Project	Complete	Ongoing
98-811	21490246	6050-110	Merced, County of	Animal Confinement Drainage Project	Complete	Ongoing
98-813	21490245	4262-110	Humboldt County Res. Imp. Dist. 1	Relocate Treatment Plant	Complete	Ongoing
98-818	21490254	4001-250	Los Angeles County Sanitation District	JWPCP-Mods of Existing Reactors & Clarifiers, Contract No. 4b	Complete	Ongoing
98-837	21490257	4452-110	Santa Ana Watershed Project Authority	Temescal Valley Regional Interceptor	Complete	Ongoing
99-802	21490258	4704-110	Windsor, Town of	Awt Plant Expansion-1.5 To 2.25 Mgd	Complete	Ongoing
99-805	21490262	4610-110	Vacaville, City of	Treatment Plant Upgrade & Expansion	Complete	Ongoing
99-807	21490265	4679-110	Los Angeles, County of	San Pasqual Sewers	Complete	Ongoing
99-811	21490270	4429-120	Thousand Oaks, City of	Phase II-Hill Canyon Expansion and Upgrade (14mgd)	Complete	Ongoing
99-819	21490102	4666-110	American Canyon, City of	2.5 MGD Tertiary Trt Plt-UV(wetlands) & Chlorine(reclamation)	Complete	Ongoing
99-829	21490293	4616-110	Calistoga, City of	Treatment Plant Expansion	Complete	Ongoing



STATE OF CALIFORNIA  
Arnold Schwarzenegger, *Governor*

CALIFORNIA ENVIRONMENTAL PROTECTION AGENCY  
Linda S. Adams, *Secretary*

STATE WATER RESOURCES CONTROL BOARD  
P.O. Box 100  
Sacramento, CA 95812-0100  
(916) 341-5250  
[www.waterboards.ca.gov](http://www.waterboards.ca.gov)

Charles R. Hoppin, *Board Chair*  
Frances Spivy-Weber, *Vice Chair*  
Arthur G. Baggett, Jr., *Member*  
Tam M. Doduc, *Member*  
Walter G. Pettit, *Member*  
Thomas Howard, *Executive Director*

