

**FIRST REVISED DRAFT STAFF REPORT,
INCLUDING
SUBSTITUTE ENVIRONMENTAL DOCUMENTATION
FOR
THE PROPOSED ESTABLISHMENT OF THE WATER QUALITY
CONTROL PLAN FOR INLAND SURFACE WATERS, ENCLOSED
BAYS, AND ESTUARIES OF CALIFORNIA;
AND TOXICITY PROVISIONS**



**~~OCTOBER 19, 2018~~
JULY 25, 2019**

DIVISION OF WATER QUALITY
STATE WATER RESOURCES CONTROL BOARD
CALIFORNIA ENVIRONMENTAL PROTECTION AGENCY





State of California
Gavin Newsom, *Governor*

California Environmental Protection Agency
Jared Blumenfeld, *Secretary*

State Water Resources Control Board

www.waterboards.ca.gov
E. Joaquin Esquivel, *Chair*
Dorene D'Adamo, *Vice Chair*
Tam M. Doduc, *Member*
Sean Maguire, *Member*
Laurel Firestone, *Member*

Eileen Sobeck, *Executive Director*
Jonathan Bishop, *Chief Deputy Director*
Eric Oppenheimer, *Chief Deputy Director*

Prepared by:

**Katie Fong, Kellie Fortner, Jacob Iversen, Lorna McFarlane, Zane Poulson,
Frank Roddy, Jennifer Timmons, John Wheeler**
Division of Water Quality
State Water Resources Control Board
California Environmental Protection Agency

TABLE OF CONTENTS

Executive Summary	vii
1. INTRODUCTION	1
1.1 The Provisions.....	1
1.2 Establishment of the Inland Surface Waters, Enclosed Bays, and Estuaries Plan	2
1.3 Purpose of the Staff Report	4
1.4 Regulatory Authority for the Provisions	5
1.5 History of Toxicity Planning Efforts	5
1.6 Intended Use of the Staff Report by Agencies.....	7
2. PROJECT DESCRIPTION	9
2.1 Introduction	9
2.2 Project Goals.....	9
2.3 Project Title	9
2.4 Project Location and Beneficial Uses	10
2.5 Interactions with the Regional Water Board Basin p Plans and the SIP <u>Statewide Implementation Plan</u>	10
2.6 Description of the Provisions	11
2.7 Effective Date of the Provisions and Required Approvals.....	26
2.8 Environmental Review and Consultation Requirements	26
2.9 Focused Public Outreach	28
2.10 Consultation with California Native American Tribes	29
2.11 Public Workshops and Hearings	30
2.12 Scientific Peer Review.....	31
2.13 Water Code Section 13241	33
2.14 Project Contacts	34
3. REGULATORY BACKGROUND	35
3.1 Regulatory Background and Authority	35
3.2 Existing Toxicity Objectives	37
3.3 Water Quality Assessment	38
3.4 Total Maximum Daily Loads and Site-Specific Objectives	38
4. ENVIRONMENTAL SETTING	41
4.1 Current Toxicity Testing Requirements	41
4.2 Assessment of Toxicity in California	41
4.3 Bioregions of California	46
5. ANALYSIS OF PROJECT OPTIONS	47
5.1 Water Quality Objectives	48
5.2 Aquatic Toxicity Test Methods.....	58
5.3. Statistical Approaches	61
5.4 Implementation for Non-Storm Water NPDES Dischargers.....	75
5.4.1 Issue D. Should species sensitivity screening be required?.....	76
5.4.2 Issue E. Which procedure should be used for determining reasonable	

potential?	83
5.4.3 Issue F. What water quality based effluent limitations should be used for toxicity in the State of California?	91
5.4.4 Issue G. What monitoring frequencies should be established?	105
5.4.5 Issue H. How should Mixing Zones and Dilution Credits be determined? ...	115
5.4.6 Issue I. How should we determine when a toxicity reduction evaluation is required?	119
5.5 Storm Water Dischargers	123
5.6 Nonpoint Source Dischargers.....	129
5.7 Other Issues Considered.....	133
6. REASONABLY FORESEEABLE METHODS OF COMPLIANCE	139
6.1 Introduction	139
6.2 Reasonably Foreseeable Methods of Compliance and Possible Toxicity Controls Applicable to Non-Storm Water NPDES Dischargers	140
6.3 Possible Toxicity Controls at Non-Storm Water NPDES Discharge Facilities...	146
6.4 Reasonably Foreseeable Methods of Compliance and Possible Toxicity Controls for Storm Water NPDES Dischargers.....	155
6.5 Reasonably Foreseeable Methods of Compliance for Nonpoint Source and other non-NPDES Dischargers.....	160
7. ENVIRONMENTAL EFFECTS & CHECKLIST	166
7.1 Introduction	166
7.2 Impact Methodology & Level of Analysis	167
7.3 Environmental Setting	169
7.4 Summary of Potential Environmental Impacts	169
7.5 ENVIRONMENTAL CHECKLIST	176
7.6 Growth-Inducing Impacts	260
7.7 Cumulative Impacts Analysis.....	261
8. PROJECT ALTERNATIVES	269
8.1 Alternative 1- No Project	270
8.2 Alternative 2- Revise Definition of a Toxic Response to Aquatic Life.....	271
8.3 Alternative 3- Reduce the Detection of Toxicity	273
9. WATER CODE SECTION 13241 AND OTHER REQUIRED CONSIDERATIONS.....	276
9.1 Considerations Required by Water Code Section 13241	276
9.2 Considerations Required by Water Code Section 13242	285
9.3 Anti-backsliding	286
9.4 Antidegradation	288
9.5 The Human Right to Water.....	290
10. REFERENCES	292
Sources Relied Upon.....	301
1. Appendix A. Abbreviations.....	302
2. Appendix B. Glossary	305
3. Appendix C. Bioregions of California	309

C.1	Introduction	309
C.2	Modoc Bioregion (CERES 2011a).....	311
C.3	Klamath/North Coast Bioregion (CERES 2011b).....	312
C.4	Sacramento Valley Bioregion (CERES 2011c).....	314
C.5	Bay Area/Delta Bioregion (CERES 2011d).....	315
C.6	Sierra Bioregion (CERES 2011e).....	317
C.7	San Joaquin Valley Bioregion (CERES 2011f)	319
C.8	Central Coast Bioregion (CERES 1996).....	320
C.9	Mojave Desert Bioregion (CERES 2011g).....	321
C.10	Colorado Desert Bioregion (CERES 2011h).....	323
C.11	South Coast Bioregion (CERES 2011i)	324
C.12	Hydrologic Regions of California	326
4.	Appendix D. Aquatic Toxicity Objectives Contained in Regional Water Board Basin Plans	333
5.	Appendix E. Superseded Portions of the Regional Water Board Basin Plans	340
6.	Appendix F. Impairments.....	357
7.	Appendix G. Flow Chart.....	381
8.	Appendix H. Examples of Completed and Active TREs	382
9.	Appendix I. Permits Used to Evaluate Current Conditions	385

LIST OF TABLES

Table 1-1.	Existing Water Quality Control Provisions.....	3
Table 2-1.	Requirements for Reasonable Potential Analysis for Aquatic Toxicity.....	20
Table 2-2.	Routine Monitoring Frequencies	21
Table 2-3.	M MEL Compliance	23
Table 2-4.	Required Information for Staff Report and Substitute Environmental Documentation	27
Table 2-5.	Focus Group Meetings	29
Table 2-6.	Public Workshops and Hearings.....	30
Table 2-7.	Water Code Section 13241.....	34
Table 4-1.	Categories of Conditions of Toxicity.....	42
Table 4-2.	Toxicity Assessments of California Waters	43
Table 5-1.	Summary of regulatory management decisions (RMDs) identified in U.S Environmental Protection Agency’s Test of Significant Toxicity for analyzing whole effluent toxicity (WET) and ambient toxicity data (Diamond et. al. 2011).....	53
Table 5-2.	Summary of null hypotheses and Type I and II errors under the traditional hypothesis testing approach and the TST approach. <i>b</i> is equivalent to the RMD.....	65
Table 5-3.	Requirements for Reasonable Potential Analysis for Aquatic Toxicity.....	89
Table 5-4.	Routine Monitoring and M MEL Compliance Tests (Conducted in the Same Calendar Month), and M MEL Violation.	99
Table 5-5.	Routine Monitoring Frequency.....	108
Table 7-1.	Federal and California Ambient Air Quality Standards	188
Table 7-2.	Vehicle Mileage for Sample Dischargers	191
Table 7-3.	Common Sound Levels	232
Table 7-4.	Typical Instillation Equipment Noise Emissions	237
Table 7-5.	Noise Abatement Measures	239
Table 7-6.	Environmental Impacts of Provisions to Sample Facilities.....	252
Table 9-1.	Potential Incremental Costs for Sample Facilities	281
Table 9-2.	Extrapolation of Costs for Major Dischargers.....	282
Table 9-3.	Funding for Projects that Include Advanced Treatment Upgrades for Water Treatment Facilities, 2013 - 2018.	283
Table F-1.	2014 and 2016 Listing of water bodies impaired for toxicity, taken from The California Integrated Report.....	357
Table H-1.	Completed and Active TREs.....	382
Table I-1.	Permits Used to Evaluate Current Conditions	385

LIST OF FIGURES

Figure 5-1.	Summary of the tests from all methods that were declared toxic using TST and NOEC analysis with a mean effect at the IWC less than the toxic RMD of 25 percent for chronic or 20 percent for acute tests.....	68
Figure 5-2.	Summary of the tests from all methods that were declared non-toxic using TST and NOEC analysis with a mean effect at the IWC greater than or equal to the toxic RMD of 25 percent for chronic or 20 percent for acute tests	68
Figure 5-3.	Example dose response from multiple concentration exposure. NOEC is 12.5% and LOEC is 25%.....	72
Figure 5-4.	Example of concentration response data with LC50 depicted as a red point.....	74
Figure C-1.	Bioregions of California.....	310
Figure C-2.	California Hydrologic Regions and Aquifers.....	328
Figure G-1.	Toxicity Reduction Evaluation Process Flowchart.....	381

Executive Summary

Introduction

The State Water Resources Control Board (State Water Board) is proposing to establish the Water Quality Control Plan for Inland Surface Waters, Enclosed Bays, and Estuaries of California (ISWEBE Plan); and Toxicity Provisions (hereafter referred to as the Provisions). The Provisions would establish the following elements: (1) numeric water quality objectives for both acute and chronic aquatic toxicity, (2) a program of implementation to control aquatic toxicity, (3) a consistent yet flexible framework for monitoring toxicity, and (4) a statewide statistical approach to analyze test results. The Provisions aim to provide consistent protection of aquatic life beneficial uses in waters throughout the state and protect aquatic habitats and biological life from the effects of known and unknown toxicants.

Aquatic toxicity occurs when the effects of pollutants in surface water negatively impact aquatic life beneficial uses. When originating from an effluent, these effects are typically referred to as “whole effluent toxicity” (WET). Toxicity tests estimate the effects of discharges to surface waters on the survival, growth, and reproduction of aquatic species in the receiving water. This is done through exposing test species to a laboratory test sample of either ambient water or effluent and comparing the effects to control water.

Currently, Section 4 of the Policy for Implementation of Toxics Standards for Inland Surface Waters, Enclosed Bays, and Estuaries of California, which is also known as the Statewide Implementation Plan (SIP), includes minimum chronic toxicity control requirements for implementing the narrative toxicity objectives found in the Regional Water Quality Control Plans (Basin plans) adopted by the nine Regional Water Quality Control Boards (Regional Water Boards). Each Basin plan contains narrative toxicity objectives that require all waters to be maintained free of toxic substances in concentrations that produce detrimental responses in aquatic organisms, which are interpreted and implemented by the Regional Water Boards on a permit-by-permit basis. Such an approach has caused a lack of statewide consistency when addressing aquatic toxicity, and therefore new statewide aquatic toxicity water quality objectives are needed.

The purpose of the Staff Report is to present the basis for and rationale applied in the development and analysis of the ISWEBE Plan and Provisions and meet the State Water Boards requirement to comply with the California Environmental Quality Act (CEQA).

Background

Beginning in 2003, the State Water Board acknowledged the need to revise the SIP to address inconsistencies in the application of effluent limitations for toxicity. In Order WQO 2003-0012, the State Water Board determined that (1) the propriety of including numeric effluent limitations for chronic toxicity in NPDES permits for publicly-owned treatment works (POTWs) should be considered in a regulatory setting, to allow for full public discussion and deliberation; and (2) the SIP be modified to specifically address the issue.

State Water Board Resolution No. 2003-0070 authorized State Water Board staff to make language corrections to the SIP and Resolution No. 2005-0019 directed State Water Board staff to introduce an amendment to the SIP to address narrative toxicity control provisions. Under State Water Board direction, the project was later changed from developing a policy as an amendment to the SIP, to developing a water quality control plan. In addition, the Provisions will provide consistent protection of aquatic life through the establishment of numeric water quality objectives for aquatic toxicity and a program of implementation.

Geographic Scope

The water quality objectives for aquatic toxicity would apply to all inland surface waters, enclosed bays, estuaries, and coastal lagoons in California with aquatic life beneficial uses. The Provisions would not apply to ocean waters and non-enclosed bays such as Monterey Bay and Santa Monica Bay.

Relationship to the Regional Water Quality Control Board Basin ~~plans~~ Plans

In accordance with Water Code section 13170, the Provisions supersede a the Regional Water Quality Control Board's water quality control plan ~~Basin plans~~ (also known as a bBasin plans) to the extent of any conflict. In particular, the Provisions would supersede portions of ~~the Regional Water Quality Control Board Basin plans~~ (bBasin plans) insofar as the bBasin plans 1) specify methods of assessing compliance with any numeric or narrative water quality objectives for acute and chronic toxicity; 2) include aquatic toxicity testing and/or interpretation of aquatic toxicity testing results; or 3) are in conflict with the Provisions. The Provisions would also supersede Section 4 of the SIP and provide the Regional Water Quality Control Boards (Regional Water Boards) consistent requirements for monitoring and assessing compliance with toxicity water quality objectives.

The Provisions would not supersede existing narrative toxicity water quality objectives nor site-specific toxicity water quality objectives in ~~Basin~~ basin plans. The Provisions also would not supersede any bBasin plan provisions regarding the application of narrative toxicity water quality objectives used to derive chemical-specific limits, targets, or thresholds.

Project Elements

Water Quality Objectives

The Provisions propose numeric water quality objectives for chronic and acute aquatic toxicity that are expressed as null hypotheses and incorporate a regulatory management decision (RMD). The RMDs represent the allowable error rates and thresholds that would result in an unacceptable risk to aquatic life. For chronic toxicity, the RMD is set at 25 percent and for acute toxicity, the RMD is set at 20 percent. Attainment of both the acute and chronic water quality objectives would be demonstrated by rejecting the null hypotheses and accepting the alternative hypotheses in accordance with the Test of Significant Toxicity (TST) statistical approach.

Test of Significant Toxicity Approach

Acute and chronic aquatic toxicity test data would be assessed using the Test of Significant Toxicity (TST) statistical approach as developed by United States Environmental Protection Agency (U.S. EPA 2010b). The TST approach is based on a type of modified hypothesis test referred to as bioequivalence testing. Bioequivalence is a statistical approach that has long been used in evaluating clinical trials in pharmaceutical products and by the Food and Drug Administration (FDA), in evaluating the attainment of soil cleanup standards for contaminated sites, and to evaluate the effects of pesticides in experimental ponds (U.S. EPA 2010a). The TST approach compares the organism response (e.g. survival, growth, and reproduction) in test water to the response of organisms held in control water. The TST approach improves upon the traditional hypothesis tests used to assess aquatic toxicity by establishing RMDs and through the reversal of the null and alternative hypothesis. The TST approach's RMDs provide an unambiguous measurement of a test concentration's toxicity, while low false positive and false negative rates provide more statistical power to correctly identify a test concentration as "toxic" or "non-toxic." The reversed acute and chronic null hypotheses provide dischargers with an incentive to improve the precision of test results (i.e., decrease within-test variability) by improving laboratory procedures and/or by increasing the number of replicates used in a given aquatic toxicity test.

Program of Implementation

The Porter-Cologne Water Quality Control Act (Wat. Code § 13000 et seq.) authorizes the Water Boards to establish a program of implementation to achieve water quality objectives. The program of implementation must include a description of actions necessary to achieve the water quality objectives, a time schedule for the actions to be taken, and a description of monitoring to be undertaken to determine compliance with the water quality objectives. (Water Code §13242).

The Provisions include a program of implementation that contains the following elements: (1) aquatic toxicity testing methods and analysis (2) implementation for non-storm water National Pollution Discharge Elimination System (NPDES) dischargers (3) implementation for storm water dischargers regulated pursuant to NPDES permits (4) implementation for nonpoint dischargers required to monitor toxicity, and (5) variances and exceptions to the toxicity water quality objectives.

Toxicity Test Methods and Analysis

The Provisions would require the use of U.S. EPA standardized aquatic toxicity methods (U.S.EPA, 2002a, 2002b, 2002c) Specific aquatic toxicity test methods would ensure appropriate species selection and experimental design are paired with the prescribed statistical approach. This is an important consideration as experimental design paired with an incompatible statistical approach could lead to the incorrect characterization of aquatic toxicity.

Implementation for Non-Storm Water National Pollution Discharge Elimination System Dischargers

The Provisions contain specific implementation requirements for non-storm water NPDES dischargers, which include the following primary components:

- Species sensitivity screening;
- Reasonable potential analysis;
- Routine and additional compliance monitoring;
- Mixing zones and dilution credits
- Maximum daily effluent limitations
- Median monthly effluent limitations
- Toxicity Reduction Evaluations (TREs)
- ~~Exceptions~~ Exemptions

The Provisions would allow the State Water Board and Regional Water Boards to exempt ~~small POTW dischargers serving small disadvantaged communities,~~ biological pesticide and residual pesticide discharges, drinking water system discharges, natural gas facilities discharges and certain non-storm water NPDES dischargers that are considered to be insignificant dischargers from some or all of the requirements of the Provisions.

Implementation for Storm Water and Nonpoint Source Dischargers

The Provisions do not require storm water and nonpoint source dischargers to conduct chronic or acute toxicity monitoring. However, storm water and nonpoint source dischargers that are required by the Water Boards to conduct toxicity and use the aquatic toxicity test methods and species specified in the Provisions are subject to the analysis and reporting requirements in the Provisions.

Establishing Water Quality Control Plan for Inland Surface Waters, Enclosed Bays, and Estuaries in California

The Toxicity Provisions will establish the *Water Quality Control Plan for Inland Surface Waters, Enclosed Bays, and Estuaries Plan* (ISWEBE Plan). The ISWEBE Plan will be a single planning document that includes all the water quality control plan provisions adopted by the State Water Board that relate to surface waters other than open bays and the ocean. In accordance with Water Code section 13170, except where otherwise noted, the ISWEBE Plan would supersede any basin plans for the same waters to the extent of any conflict. The ISWEBE Plan may also be used by the State Water Board in the future on a case-by-case basis to include state policies for water quality control. The ISWEBE Plan will not apply to ocean waters and non-enclosed bays, including Monterey Bay and Santa Monica Bay, or to groundwater.

In addition to the Toxicity Provisions the ISWEBE Plan will include the following components:

- Amendment to the Policy for Implementation of Toxics Standards for Inland Surface Waters, Enclosed Bays, and Estuaries of California (SIP), Resolution No. 2005-0019
- Part 1 Trash Provisions of the Water Quality Control Plan for Inland Surface Waters, Enclosed Bays, and Estuaries of California, Resolution No. 2015-0019
- Part 2 of the Water Quality Control Plan for Inland Surface Waters, Enclosed Bays, and Estuaries of California - Tribal and Subsistence Fishing Beneficial Uses and Mercury Provisions, Resolution No. 2017-0027
- Part 3 of the Water Quality Control Plan for Inland Surface Waters, Enclose Bays, and Estuaries of California – Bacteria Provisions and a Water Quality Standards Variance Policy; and the amendment to the Water Quality Control Plan for Ocean Waters of California – Bacteria Provisions and a Water Quality Standards Variance Policy, Resolution No. 2018-0038
- Water Quality Control Plan for Enclosed Bays and Estuaries of California – Part 1 Sediment Quality, Resolution No. 2008-0070
- Amendment to the Water Quality Control Plan for Enclosed Bays and Estuaries of California – Part 1 Sediment Quality, Resolution No. 2011-0017
- Amendment to the Water Quality Control Plan for Enclosed Bays and Estuaries of California: Sediment Quality Provisions, Resolution No. 2018-0028

1. INTRODUCTION

Aquatic toxicity is the adverse response of aquatic organisms from exposure to chemical or physical agents, and/or their synergistic effects in effluent or receiving water. Acute aquatic toxicity refers to adverse response (typically lethality) from a short-term exposure. Chronic aquatic toxicity generally refers to longer exposure duration and measures of both lethal and a-sub-lethal adverse response, such as reduced growth or reduced reproduction. Aquatic toxicity may pose a serious threat to aquatic life.

Regional Water Quality Control Board ~~B~~basin plans (~~B~~basin plans) contain narrative toxicity water quality objectives for the protection of aquatic life (e.g., no toxic pollutants in toxic amounts).

Statewide toxicity control requirements are found in the Policy for Implementation of Toxics Standards for Inland Surface Waters, Enclosed Bays, and Estuaries of California, also known as the Statewide Implementation Policy (SIP) (State Water Board, 2005b). The SIP provides minimal requirements for implementation of ~~B~~basin plan narrative toxicity objectives in national pollutant discharge elimination system (NPDES) permits. As a result, effluent limitations have not been established consistently across the regions.

Numeric water quality objectives and a program of implementation are needed for California to be sufficiently protective of aquatic life in state waters, and thereby protective of beneficial uses. Such beneficial uses include, but are not limited to, warm freshwater habitat (WARM)~~;~~₁;₂ cold freshwater habitat (COLD)~~;~~₁;₂ wildlife habitat (WILD)~~;~~₁;₂ estuarine habitat (EST)~~;~~₁;₂ preservation of rare, threatened, or endangered species (RARE)~~;~~₁;₂ migration of aquatic organisms (MIGR)~~;~~₁;₂ spawning reproduction and/or early development (SPWN)~~;~~₁;₂ marine habitat (MAR)~~;~~₁;₂ inland saline water habitat (SAL)~~;~~₁;₂ and wetland habitat (WET).

1.1 The Provisions

This Staff Report, Including Substitute Environmental Documentation (SED), for the Establishment of the Water Quality Control Plan for Inland Surface Waters, Enclosed Bays, and Estuaries of California; and Toxicity Provisions (referred to as the Staff Report) provides the supporting information used by the State Water Resources Control Board (State Water Board) for the *Establishment of the Water Quality Control Plan for Inland Surface Waters, Enclosed Bays, and Estuaries of California; and Toxicity Provisions*. The Toxicity Provisions are referred to as the Provisions throughout the Staff Report.

The geographic scope of the Provisions is all inland surface waters, enclosed bays, and estuaries and coastal lagoons in California. The Provisions would not apply to ocean waters and non-enclosed bays such as Monterey Bay and Santa Monica Bay.

The Provisions include statewide numeric water quality objectives for both chronic and acute aquatic toxicity, and a program of implementation which includes specific requirements for the analysis of aquatic toxicity test data. The water quality objectives

would apply to all inland surface waters, enclosed bays, and estuaries. The Provisions also specify requirements for non-storm water NPDES dischargers including species sensitivity screening, reasonable potential analysis, monitoring requirements, mixing zones and dilution credits, effluent limitations, toxicity reduction evaluations (TREs), reporting requirements, and ~~exceptions~~ exemptions. One of the key features of the Provisions is the required use of the Test of Significant Toxicity (TST) approach for analyzing aquatic toxicity test data. The TST approach identifies significant toxic events with greater confidence than other statistical approaches and is already required by NPDES permits by the North Coast Regional Water Quality Control Board (North Coast Regional Water Board), Central Coast Regional Water Quality Control Board (Central Coast Regional Water Board), Los Angeles Regional Water Quality Control Board (Los Angeles Regional Water Board), Colorado River Regional Water Quality Control Board (Colorado River Regional Water Board), and the San Diego Regional Water Quality Control Board (San Diego Regional Water Board) along with the states of Hawaii (U.S. EPA Region 9, 2015) and Pennsylvania (U.S. EPA Region 3, 2014c).

Portions of the implementation requirements also apply to storm water dischargers and nonpoint source dischargers that are required to test for toxicity.

1.2 Establishment of the Inland Surface Waters, Enclosed Bays, and Estuaries Plan

The *Water Quality Control Plan for Inland Surface Waters, Enclosed Bays, and Estuaries of California* (ISWEBE Plan) will be a single planning document that includes all the water quality control plan provisions adopted by the State Water Board that relate to surface waters other than open bays and the ocean. The ISWEBE Plan will not apply to ocean waters and non- enclosed bays, including Monterey Bay and Santa Monica Bay, or to groundwater.

The ISWEBE Plan will be established by the State Water Board under authority provided by Water Code section 13170. In accordance with Water Code section 13170, except where otherwise noted, the ISWEBE Plan would supersede any Basin plans for the same waters to the extent of any conflict. The ISWEBE Plan may also be used by the State Water Board in the future on a case-by-case basis to include state policies for water quality control. The Porter- Cologne Water Quality Control Act authorizes the State Water Board to formulate, adopt, and revise state water policy, which may include water quality objectives, principles, and guidelines. (Water Code § 13140-13143). In some cases, including these Provisions, the State Water Board acts under the authority of both section 13170 and section 13140. In those cases, the resulting provisions will be included in the ISWEBE Plan.

As of this date, the State Water Board has promulgated water quality control plan provisions as either stand-alone provisions, or as part of the Water Quality Control Plan for Enclosed Bays and Estuaries of California:¹

Table 1-1. Existing Water Quality Control Provisions

Water Quality Control Plan Provision	State Board Adoption Date and Resolution Number	OAL Approval Date	U.S. EPA Approval Date
Amendment to the Policy for Implementation of Toxics Standards for Inland Surface Waters, Enclosed Bays, and Estuaries of California (SIP)	February 24, 2005 Res. No. 2005-0019	May 31, 2006	October 23, 2006
Part 1 Trash Provisions of the Water Quality Control Plan for Inland Surface Waters, Enclosed Bays, and Estuaries of California	April 7, 2015 Res. No. 2015-0019	December 2, 2015	January 12, 2016
Part 2 of the Water Quality Control Plan for Inland Surface Waters, Enclosed Bays, and Estuaries of California - Tribal and Subsistence Fishing Beneficial Uses and Mercury Provisions	May 2, 2017 Res. No. 2017-0027	June 28, 2017	July 14, 2017
Part 3 of the Water Quality Control Plan for Inland Surface Waters, Enclose Bays, and Estuaries of California – Bacteria Provisions and a Water Quality Standards Variance Policy; and the amendment to the Water Quality Control Plan for Ocean Waters of California – Bacteria Provisions and a Water Quality Standards Variance Policy	August 7, 2018 Res. No. 2018-0038	Anticipated by January, 2019 <u>February 4, 2019</u>	Anticipated by January 2019 <u>March 22, 2019</u>

¹ The Water Quality Control Plan for Ocean Waters of California and associated amendments are not included in this table.

Water Quality Control Plan Provision	State Board Adoption Date and Resolution Number	OAL Approval Date	U.S. EPA Approval Date
Water Quality Control Plan for Enclosed Bays and Estuaries of California – Part 1 Sediment Quality	September 16, 2008 Res. No 2008-0070	January 5, 2009	August 25, 2009
Amendment to the Water Quality Control Plan for Enclosed Bays and Estuaries of California – Part 1 Sediment Quality	April 16, 2011 Res No. 2011-0017	April 8, 2011	March 11, 2019
Amendment to the Water Quality Control Plan for Enclosed Bays and Estuaries of California: Sediment Quality Provisions	June 5, 2018 Res. No. 2018-0028	Anticipated by January 2019 <u>November 14, 2018</u>	Anticipated by March 2019 <u>March 11, 2019</u>

Subsequent to this current action to establish the ISWEBE Plan, the State Water Board intends to take a separate water quality control planning action to amend the ISWEBE Plan to incorporate the existing water quality control plan provisions identified in Table 1-1 and any additional water quality control plan provisions that have been adopted by the State Water Board prior to the amendment to the ISWEBE Plan. The future amendment will also incorporate the existing Water Quality Control Plan for Enclosed Bays and Estuaries of California and any subsequently adopted water quality control plan provisions for enclosed bays and estuaries into the ISWEBE Plan. This future amendment to the ISWEBE Plan will be a non-substantive amendment, except to the extent that substantive changes to any of the previously-adopted provisions are determined to be necessary by the State Water Board.

1.3 Purpose of the Staff Report

The State Water Board will use this Staff Report in determining whether to establish the ISWEBE Plan and adopt the Provisions. The purpose of the Staff Report is to provide the supporting information used to develop the Provisions. This includes the need for the Provisions, technical information to support recommended approaches, as well as options for each approach, and alternatives considered in accordance with the California Water Code and California Environmental Quality Act (CEQA). The Staff Report also provides a record of the process used to develop the Provisions, including the environmental review, early consultation requirements, the public participation process, scientific peer review, and an economic analysis.

1.4 Regulatory Authority for the Provisions

The Federal Water Pollution Control Act (Clean Water Act) is the primary federal water pollution control statute. The Clean Water Act creates the basic structure under which point source discharges of pollutants are regulated and establishes the statutory basis for the NPDES permit program. The State Water Board is designated as the State Water Pollution Control Agency for all purposes under the Clean Water Act. The Porter-Cologne Water Quality Control Act (Wat. Code § 13000 et seq.) is the principal law governing water quality in California. The Porter-Cologne Water Quality Control Act establishes a comprehensive statutory program to protect the quality and “beneficial uses” (or “designated uses” under federal parlance) of waters of the state. A complete description of the regulatory authority for the Provisions can be found in Chapter 3 of this Staff Report.

1.5 History of Toxicity Planning Efforts

In 1991, the State Water Board adopted two statewide water quality control plans, the Inland Surface Waters Plan and the Enclosed Bays and Estuaries Plan. In 1994, litigation led to the rescission of both of these plans and California was left without water quality standards for many priority pollutants. To reestablish water quality criteria for these priority pollutants, and to effectively bring California into compliance with the federal regulations, the United States Environmental Protection Agency (U.S. EPA) promulgated the California Toxics Rule (CTR) in May 2000 (40 C.F.R. § 131.38).

In March 2000, the State Water Board adopted the SIP. The SIP implements criteria for priority toxic pollutants contained in the CTR as well as other priority toxic pollutant criteria in the National Toxics Rule (NTR) and water quality objectives in the Basin plans. The SIP applies to discharges of toxic pollutants into the inland surface waters, enclosed bays, and estuaries of California.

Section 303 of the Clean Water Act requires states to hold public hearings for review of water quality standards at least once every three years. In October 2002, the State Water Board solicited comments on potential revisions to the SIP. In December 2002, approximately 313 comments were received from 26 individuals and organizations. The State Water Board staff reviewed, carefully considered, and responded to all comments received.

In August 2003, State Water Board staff prepared a report with recommendations for revisions to the SIP to improve the SIP’s clarity and functionality in a reasonable amount of time with existing resources. The State Water Board notified interested parties of its recommended SIP revisions and provided an additional 30-day comment period. The State Water Board held a public workshop on September 30, 2003, regarding issues to be addressed in future SIP amendments.

In 2002, Los Angeles Regional Water Board staff included numeric effluent limitations for toxicity in National Pollutant Discharge Elimination System (NPDES) permits for two publicly owned treatment works (POTW) in the Los Angeles County Sanitation District. The numeric effluent limitations were intended to implement the narrative chronic toxicity

objectives established in the Los Angeles Regional Water Board Basin plan. In response, the Los Angeles County Sanitation District filed a petition challenging these limitations and other permit requirements (Los Coyotes Water Reclamation Plant Order Nos. R4-2002-0121 and R4-2002-0122; and Long Beach Water Reclamation Plant Order Nos. R4-2002-0123 and R4-2002-0124).

On September 16, 2003, during the comment period on the recommended revisions to the SIP, the State Water Board ruled on the petition, resulting in Water Quality Order No. 2003-0012. In this Order, the State Water Board determined that (1) the propriety of including numeric effluents for chronic toxicity in NPDES permits for publicly-owned treatment works should be considered in a regulatory setting, in order to allow for full public discussion and deliberation; and (2) the SIP be modified to specifically address the issue.

Subsequently, on October 15, 2003, the State Water Board adopted Resolution No. 2003-0070 authorizing staff to prepare amendments to the SIP. Staff completed the draft amendments and provided an SED for public review on December 15, 2004. In January 2005, public comments were received from six organizations. The State Water Board held a public hearing on February 24, 2005 and addressed public comments. At this hearing, the State Water Board amended the SIP to provide a mechanism to implement the water quality criteria established in the CTR. The SIP establishes minimum requirements for implementing narrative toxicity objectives in the Basin plans. However, these requirements are specific to narrative toxicity objectives and they do not address important implementation components such as effluent limitations, or how to establish reasonable potential. In Resolution No. 2005-0019, the State Water Board adopted the amendments to the SIP. These amendments included 1) allowing water effects ratios to be established in NPDES permits, 2) eliminating the reasonable potential trigger when ambient background pollutant concentrations exceed a priority pollutant objective, 3) adding mutual water companies to the exceptions in section 5.3, and 4) adding some non-regulatory language corrections for improved clarity.

As part of Resolution No. 2005-0019, the State Water Board also directed staff to introduce another amendment to the SIP to address narrative toxicity control provisions by January 2006. The draft Policy for Toxicity Assessment and Control (Toxicity Policy) proposed numeric toxicity objectives, a standardized method of data analysis, corresponding monitoring, reporting, and compliance determination requirements. If adopted, the draft Toxicity Policy would have superseded Section 4 of the SIP. The draft Toxicity Policy considered many of the same elements now included in the Provisions.

In January 17, 2006, the first scoping meeting was held in Sacramento to provide the public an opportunity to comment on the draft Toxicity Policy. Staff also held a CEQA scoping meeting to seek input on the scope and content of the environmental information that should be considered in the planned amendment of the Toxicity Control Provisions in the SIP. Scoping was helpful in identifying the range of actions, alternatives, mitigation measures, and significant environmental effects to be analyzed prior to the decision-making process. Scoping was also found to be an effective way to bring together and

resolve the concerns of affected federal, state, and local agencies, and other interested persons including those who might not be in accord with the action on environmental grounds. In November 2010, the State Water Board held a workshop and received public comments on the draft Toxicity Policy. In August 2011, the State Water Board held a workshop in which Dr. ~~Debra Denton~~ Jerry Diamond from ~~the U.S. EPA Region IX~~ Tetra Tech, provided a presentation on the *Effluent, Stormwater, and Ambient Toxicity Test Drive Analysis of the Test of Significant Toxicity (TST)*, referred to as the TST Test Drive (U.S. EPA, 2011).

On June 27, 2012, State Water Board staff circulated the draft Toxicity Policy for public review and comment. The comment period ran from June 27, 2012, until August 21, 2012. The State Water Board held a public hearing to receive oral comments on the draft Toxicity Policy on August 21, 2012. Additionally, accompanying draft environmental documents were provided to the public and prepared for the State Water Board pursuant to Section 21080.5 of the Public Resources Code.

Subsequent to the 2012 public hearing, staff were directed to incorporate the contents of the draft Toxicity Policy as an amendment to the Water Quality Control Plan for Enclosed Bays and Estuaries of California. By establishing a statewide plan instead of a policy, the plan would directly supersede conflicting provisions in the Basin plans and the Regional Boards would not have to amend their Basin plans to incorporate the requirements. Statewide Plans supersede regional water quality control plans, to the extent of any conflict between the two plans for the same waters (Wat. Code, § 13170.).

To achieve this combination, staff proposes the establishment of the ISWEBE, which can incorporate all statewide planning efforts for inland surface waters, enclosed bays, and estuaries in California into one statewide plan. The change from a “statewide policy” for aquatic toxicity to a statewide plan was made to facilitate implementation.

Additional stakeholder meetings were held were held in 2013 and 2017 with a variety of interested groups consisting of representative for POTWs, industry, regulatory agencies, storm water agencies, nonpoint sources, environmental groups, non-governmental agencies, and tribes. These public meetings are listed in Chapter 2.

In 2018, staff released the draft *Establishment of the Water Quality Control Plan for Inland Surface Waters, Enclosed Bays, and Estuaries; and Toxicity Provisions*, and the draft Staff Report for public comment.

1.6 Intended Use of the Staff Report by Agencies

The State CEQA Guidelines require that the project description include, among other things, a statement briefly describing the intended uses of the Environmental Impact Report (EIR) (Cal. Code Regs., tit. 14, § 15124, subd.(d)). The agencies expected to use this Staff Report in decision making are described below.

The State Water Board will use this Staff Report in determining whether to establish the ISWEBE Plan and adopt the Provisions. A Water Board may use the information

contained within the Staff Report for future decision making or permitting. Furthermore, the Provisions include a program of implementation to achieve the applicable water quality objectives.

Therefore, if the project is approved, the State Water Board and Regional Water Boards (collectively, the Water Boards), permitted storm water dischargers, POTWs, and other dischargers, where they are considered public agencies for purpose of CEQA, may be considered responsible agencies and may use the Final Substitute Environmental Document (SED) adopted by the State Water Board in their decision-making actions to comply with the Provisions.

2. PROJECT DESCRIPTION

2.1 Introduction

The Water Boards' regulations for implementation of CEQA require the Staff Report to include a brief description of the Provisions (Cal. Code Regs., tit. 23, § 3777 subd. (b)(1)). This Chapter provides that description plus an overview of the goals of the Provisions; the precise location and boundaries of the project; the interactions that would occur between this project, the Basin plans and the SIP; and a general description of the project's technical, economic, and environmental characteristics. The Staff Report also contains non-exclusive lists of: the agencies that are expected to use this Staff Report in their decision making and permits, other approvals required to implement the project, and related environmental review and consultation required by federal, state, or local laws, regulations, or policies as required by the CEQA Guidelines (Cal. Code Regs., tit. 14, § 15124).

In-depth analyses of the project options and the justification for the preferred approach related to the Provisions are included in Chapter 5 of the Staff Report.

2.2 Project Goals

The main goal of the Provisions is to provide consistent protection of aquatic life in all inland surface waters, enclosed bays, and estuaries of the state from the effects of toxicity. To achieve consistent protection of aquatic life, the specific project goals are:

1. Adopt consistent, statewide water quality objectives for acute and chronic toxicity that are protective of California's waters from both known and unknown toxicants;
2. Adopt a program of implementation to control toxicity in discharges and achieve and maintain the toxicity water quality objectives in California waters;
3. Create a consistent, yet flexible framework for monitoring toxicity and laboratory analysis; and
4. Incorporate a statewide statistical approach to analyze test results that will provide a transparent determination of toxicity with high confidence in those results, and provide an incentive for dischargers to generate valid, high quality test data.

2.3 Project Title

This project is titled *Establishment of the Water Quality Control Plan for Inland Surface Waters, Enclosed Bays, and Estuaries of California; and Toxicity Provisions* (the Toxicity Provisions are referred to throughout the Staff Report as the Provisions).

2.4 Project Location and Beneficial Uses

The Provisions would apply to inland surface waters, enclosed bays, and estuaries and coastal lagoons in California for the protection of aquatic life beneficial uses. These beneficial uses include but are not limited to: warm freshwater habitat (WARM), cold freshwater habitat (COLD), wildlife habitat (WILD), estuarine habitat (EST), preservation of rare, threatened, or endangered species (RARE), migration of aquatic organisms (MIGR), spawning reproduction and/or early development (SPWN), marine habitat (MAR), inland saline water habitat (SAL), and wetland habitat (WET). The Provisions would not apply to groundwater ocean waters, and open bays such as Monterey Bay and Santa Monica Bay.

2.5 Interactions with the Regional Water Board Basin ~~p~~BPlans and the ~~SIP~~ Statewide Implementation Plan

Each ~~b~~Basin plan contains narrative water quality objectives for toxicity that require all waters to be maintained free of toxic substances in concentrations that produce detrimental responses in aquatic organisms. Most of the ~~b~~Basin plans also state that all waters shall also be maintained free of toxic substances in concentrations which are toxic to, or which produce detrimental physiological responses in humans, plants, and terrestrial animals. Some ~~b~~Basin plans also contain numeric triggers and implementation measures for toxicity. Toxicity control provisions are also found in Section 4 of the SIP, which was adopted by the State Water Board and approved by U.S. EPA.

The Provisions would supersede requirements for specific aquatic toxicity test methods, toxicity data analysis, and toxicity program implementation procedures established in the ~~b~~Basin plans to the extent that there is a conflict for the same waters. The Provisions would also supersede a numeric aquatic toxicity water quality objective that is not a site-specific water quality objective. The Provisions would supersede Section 4 of the SIP and provide the Regional Water Boards consistent requirements to effectively evaluate whether discharges are in compliance with the water quality objectives for aquatic toxicity and implement measures to reduce toxicity.

The Provisions would not supersede existing narrative toxicity water quality objectives in the ~~b~~Basin plans. The Provisions would not supersede any ~~b~~Basin plan provisions regarding the application of narrative toxicity water quality objectives to derive chemical-specific limitations, targets, or thresholds.

The Water Boards may use narrative water quality objectives to derive a chemical specific effluent limitation or chemical specific receiving water limitation for specific pesticides, toxic metals, or other toxicants that may impact water quality.

The Water Boards may use a variety of methods, criteria, or guidelines developed by the State Water Board, the California Office of Environmental Health Hazard Assessment, the U.S. Food and Drug Administration, the National Academy of Sciences, the U.S. Environmental Protection Agency, and other appropriate organizations to evaluate compliance with their narrative aquatic toxicity water quality objectives. Methods for determining compliance may include, but is not limited to, using indicator species, species

First Revised Draft Staff Report: Establishment ~~Part {X}~~ of the Water Quality Control Plan for Inland Surface Waters, Enclosed Bays, and Estuaries of California; and ~~—~~Toxicity Provisions.

diversity analysis, or population density analysis.

The Water Boards may rely solely on the numeric water quality objectives contained in the Provisions to address non-chemical specific aquatic toxicity, unless there is information available that suggests that the numeric water quality objectives in the Provisions are not fully protective of all aquatic species in a water body.

A Regional Water Board may apply the narrative toxicity water quality objectives in basin plans to derive either narrative or numeric receiving water limitations, narrative effluent limitations (e.g., best management practices), or to derive numeric effluent limitations. However, for non-stormwater NPDES dischargers, effluent limitations associated with non-Table 1 test methods cannot substitute for, or be used to determine compliance with, the numeric effluent limitations specified in the Provisions.

If a Regional Water Board includes a numeric aquatic toxicity effluent limitation or numeric aquatic toxicity receiving water limitation using any of the chronic or acute test methods identified in Table 1 of the Provisions, the limitation must be derived from the applicable numeric water quality objective in Section III.B of the Provisions.

The Provisions would not supersede any site-specific water quality objectives for toxicity established in the bBasin plans. In addition, any Total Maximum Daily Load (TMDL) and the associated implementation requirements adopted by a Regional Water Board prior to the effective date of the Provisions would not be superseded and would not require reconsideration for the purposes of compliance with these Provisions. Section IV of the Provisions applies to dischargers subject to TMDL requirements except to the extent the Regional Water Board determines that the aquatic toxicity TMDL requirements are more protective than any specific provisions of Section IV of the Provisions.

Appendix D includes the toxicity water quality objectives from each of the Regional Water Board bBasin plans. Appendix E includes the objectives with strike-out and underline formatting to indicate the language that would be superseded by the Provisions.

2.6 Description of the Provisions

Pursuant with project goal one listed in 2.2, the Provisions would provide consistent statewide numeric water quality objectives. The proposed numeric water quality objectives are expressed in terms of a null and an alternative hypothesis which incorporate a regulatory management decision (RMD). The chronic and acute RMDs are set at levels that are determined to be biologically significant. Although the levels selected for the RMDs are informed by scientific considerations and are consistent with effect levels often used in other approaches, selecting the RMDs was a policy decision. Attainment of the water quality objective is demonstrated when the null hypothesis is rejected and the alternative hypothesis is accepted. To reject the null hypothesis, aquatic toxicity tests are conducted, and the organism's response to the test water (e.g. ambient receiving water) is compared to a control, analyzed using the TST statistical approach.

Pursuant with project goals two and three, the program of implementation in the Provisions provides a framework for application of implementation requirements. Most of the implementation requirements in the Provisions apply to non-storm water NPDES dischargers, which include, but are not limited to POTWs, petroleum refineries, power plants, tank farms, aquaculture, manufacturing, boatyards and shipyards, sand and gravel mining, metal mining, educational facilities, food processors, saw mills, concrete manufacturers, landfills, and paper mills. For non-storm water NPDES dischargers, the program of implementation includes requirements such as reasonable potential analysis, the use of the TST approach for data analysis, setting effluent limitations, and routine monitoring that are consistently and fairly applied statewide. Some implementation requirements also apply to storm water and nonpoint source dischargers that are required to conduct acute or chronic aquatic toxicity tests. For storm water and nonpoint source dischargers, the program of implementation includes data analysis using the TST approach and reporting requirements.

Pursuant with project goal four, the Provisions would require the use of the TST approach as a single, consistent statewide statistical approach for analyzing data from aquatic toxicity tests. In addition to establishing consistency statewide, the TST approach is simpler to incorporate into permits than other available statistical approaches used in the past. Use of a single statistical approach statewide also ensures that data generated from all programs could be considered and evaluated together for the Integrated Report and other Water Quality assessments.

The TST approach does not change the U.S. EPA aquatic toxicity test methods, rather it is an approach used to analyze the data generated by aquatic toxicity test methods. The TST approach was developed by the U.S. EPA and utilizes hypothesis testing techniques based on many peer-reviewed publications to generate clear “Pass/Fail” results. The TST is a directional hypothesis test that tests the hypothesis “does the test organism response in the effluent concentration of concern (e.g., IWC) and the control differ by a biologically significant amount?” To get a “pass” result in the TST, the response of the organisms in the sample does not need to be equal to the response of organisms in the control to be considered non-toxic.

Use of the TST approach provides greater confidence in the accuracy of the results as it allows regulators to minimize both the occurrence of false negatives (i.e., declaring an effluent safe when it is actually toxic), and the occurrence of false positives (i.e., declaring an effluent toxic when it is actually not toxic). The TST approach incorporates these test error values as regulatory management decisions (RMDs) which specify what effect level in the effluent is considered unacceptably toxic and the desired frequency of declaring a truly negligible effect within a test non-toxic. The current hypothesis testing approaches do not address false negatives, just as the current approaches do not define what levels of toxicity are considered unacceptable. The RMDs used in the Provisions were developed to account for normal test variability. U.S. EPA and the State Water Board demonstrated that the RMDs are scientifically valid through peer review and the TST Test Drive. The TST approach, with a rephrased null hypothesis that incorporates RMDs provides a positive incentive for the permittee to generate high quality data with low test variability increasing

the confidence that correct determinations are made. A more detailed discussion of the TST is provided in Sections 2.6.6 and 5.3.1 of the Staff Report.

2.6.1 Water Quality Objectives

The numeric toxicity water quality objectives are expressed in the form of a null hypothesis and alternative hypothesis. Attainment of the water quality objective is demonstrated by conducting aquatic toxicity testing, analyzing the data using the TST statistical approach, and rejecting the null hypothesis. When the null hypothesis is rejected, the alternative hypothesis is accepted in its place, and there is no exceedance of the water quality objective. An exceedance of the water quality objective is demonstrated by failing to reject the null hypothesis.

In the Provisions, for the chronic toxicity water quality objective, the null hypothesis is the following general statement: the ambient receiving water is toxic because the test organism response (e.g., survival, reproduction, growth) in the ambient receiving water sample is less than or equal to 75 percent of the test organism response in the control water sample. For the chronic water quality objective, the alternative hypothesis is the following general statement: the ambient receiving water is not toxic because the test organism RESPONSE (e.g., survival, reproduction, growth) in the ambient receiving water sample is greater than 75 percent of the test organism RESPONSE in the control water sample.

For the acute toxicity water quality objective, the null hypothesis is the following general statement: the ambient receiving water is toxic because the test organism RESPONSE (e.g., survival) in the ambient receiving water sample is less than or equal to 80 percent of the test organism RESPONSE in the control water sample. For the acute toxicity water quality objective, the alternative hypothesis is the following general statement: the ambient receiving water is not toxic because the test organism RESPONSE (e.g., survival) in the ambient receiving water sample is greater than 80 percent of the test organism RESPONSE in the control water sample.

Regulatory Management Decisions

The regulatory management decision (RMD) is the decision that represents the maximum allowable error rates and thresholds for chronic and acute toxicity (and non-toxicity) that would result in an unacceptable risk to aquatic life. The RMDs would be set for both the chronic and acute objectives at 25 and 20 percent. The RMDs incorporated into the TST approach were selected based on considerable research and analysis involving several of the U.S. EPA WET testing methods. It is also consistent with the thresholds used in earlier statistical approaches (e.g. EC₂₅, IC₂₅, LC₂₅).

2.6.2 Aquatic Toxicity Test Methods

Aquatic toxicity tests measure the effects of effluent or ambient water on a specific test organism. Aquatic toxicity test methods establish procedures for conducting chronic (e.g., growth, reproduction and survival) and acute (e.g., survival) toxicity tests. The primary difference between chronic and acute tests is the duration of exposure experienced by the

test species. The Provisions specify the aquatic toxicity test methods to be used for chronic and acute aquatic toxicity tests in either fresh, estuarine or marine waters, to assess whether ambient receiving water meets the numeric water quality objectives and whether discharger effluent complies with applicable permit terms. Both chronic and acute aquatic toxicity tests are those indicated in the U.S. EPA method manuals (U.S. EPA 2002a, 2002b, and 2002c). The aquatic toxicity test method manuals specify testing parameters such as test temperature, organism age, feeding regime, test duration, test design, and test species to be used for conducting the test procedures. The Provisions do not modify the U.S. EPA methods.

A biological endpoint is an effect that is measured in a toxicity study or field survey. Biological endpoints in aquatic toxicity tests may include, but are not limited to, test species survival, reproduction, and growth. Specific species have different biological endpoints depending on the aquatic toxicity test method used.

The chronic and acute aquatic toxicity tests would be conducted using one or more species from U.S. EPA method manuals. Table 1 of the Provisions lists the test species required to be used to determine compliance with the water quality objectives for both chronic and acute toxicity.

2.6.3 Test of Significant Toxicity Approach

The TST is a statistical approach that would be used to determine if there is a statistically significant adverse effect on specific biological endpoints by analyzing data derived from aquatic toxicity tests. The TST statistical approach analyzes the data and provides results in the form of a “fail” or “pass”. Software which can be used to perform the TST analysis is readily available in most laboratories throughout the state for applying the TST approach.

2.6.4 Percent Effect

The Provisions would require non-storm water NPDES dischargers to calculate and report the percent effect for each biological endpoint for all aquatic toxicity tests. Storm water and nonpoint source dischargers would also need to calculate and report the percent effect only when species listed in Table 1 are used. The percent effect would be calculated using the untransformed data and the following equation²:

$$\text{Percent Effect at the IWC} = \frac{\text{Mean Control Response} - \text{Mean IWC Response}}{\text{Mean Control Response}} \cdot 100$$

² IWC in the equation is the Instream Waste Concentration. A definition can be found in the glossary of this Staff Report and the Provisions.

2.6.5 The TST Approach and the Distinction Between Statistical Approaches and Aquatic Toxicity Test Methods

The TST approach should not be confused with an aquatic toxicity test method.³ The TST approach is used in the analysis of toxicity data generated from the test methods. In contrast, aquatic toxicity test methods are laboratory procedures that measure biological effects on aquatic organisms exposed to environmental samples. Aquatic ~~T~~ toxicity test methods identify what test species and life stage to test, what food to feed the test species, and what biological endpoint (survival, growth, etc.) to measure. In contrast to test methods which identify how data is generated, a statistical approach identifies how to analyze toxicity data.

U.S. EPA promulgates guidelines establishing test methods for data gathering and compliance monitoring. The promulgated test methods can be found in the Code of Federal Regulations (C.F.R.), title 40, part 136. U.S. EPA's regulations at 40 CFR §§ 136.4 and 136.5 establish procedures for the approval of an alternative test procedure (ATP). Additionally, permit writers may include requirements for the use of aquatic toxicity test methods that are not identified in part 136 on a permit by permit basis. The Provisions require the use of U.S. EPA toxicity test methods.

At the time of writing this Staff Report, U.S. EPA aquatic toxicity test methods indicate the use of multi-concentrations.⁴ The Provisions do not change or require different procedures than the test methods. The U.S. EPA toxicity test methods identify common patterns to toxicity test data and provide guidance on using concentration-response relationships to review toxicity test results. However, U.S. EPA neither recommends nor requires review of the concentration-response pattern for a multi-concentration test prior to or subsequent to running the TST approach. The TST approach analyzes data from a single concentration compared to a control. Interpreting resulting data using the TST approach does not result in changes to the WET test methods identified in 40 C.F.R. part 136.3 or U.S. EPA method manuals. It does not alter specified procedures in the test methods (e.g. organism age, food, temperature, exposure length), nor does it alter the number of concentrations required to be used in producing data. The TST approach can be conducted regardless of

³ "Toxicity Test methods" are also sometimes referred to as "toxicity test procedures," "biological test procedures," "biological laboratory procedures," or "analytical methods." For purposes of this Staff Report, the term "toxicity test methods" will be used.

⁴ ~~On February 12, 2014, California submitted an application for U.S. EPA Region IX review and approval of the statewide ATP use of a two-concentration test design when using the TST approach. On March 17, 2014, U.S. EPA Region IX Quality Assurance Office approved the State of California's request to use an ATP (use of 2 concentrations in lieu of the 5 concentrations specified in the WET test methods). On February 11, 2015, the U.S. EPA withdrew the approval of State Water Board's request to use an ATP. As of the date of this writing, the state has not submitted a new ATP application. If U.S. EPA indicates that a new ATP application is needed prior to approval or implementation of the Provisions, the state will submit a new ATP application.~~

the concentration-response pattern.

The state has the discretion to select the statistical approach for analyzing test data that is most appropriate for use in a particular plan, permit, or monitoring program. The U.S. EPA method manuals indicate that: “[T]he statistical methods recommended in the manual are not the only possible methods of statistical analysis.”⁵ The TST approach is a statistical option that U.S. EPA has added to the current recommended statistical approaches. Use of the TST approach does not alter promulgated requirements of the test method, such as specified biological and laboratory procedures.

U.S. EPA’s National Pollutant Discharge Elimination System Test of Significant Toxicity Implementation Document provides a technical basis for the TST approach (U.S. EPA 2010c). Just like U.S. EPA’s published materials on the point-estimate technique and NOEC statistical approach provide guidance, this document describes a statistical option for states and permitting authorities. The state is not bound by that publication to use the TST approach. However, the state has discretion to select the statistical approach that is most appropriate for compliance and reporting purposes. The adoption of the TST approach is being carried out pursuant to a public process that comports with the requirements of U.S. EPA and the California Office of Administrative Law (see Gov. Code § 11353). The TST approach for use in the statistical analysis of toxicity test data has undergone an extensive external peer review process by both the U.S. EPA and the State Water Board. The State Water Board’s adoption of the Provisions would not constitute an underground regulation (see Cal. Code Regs., tit. 1, § 250, subd. (a)).

At the time of writing this Staff Report, U.S. EPA aquatic toxicity test methods indicate the use of multi-concentrations. On February 12, 2014, California submitted an application for U.S. EPA Region IX review and approval of the statewide ATP use of a two-concentration test design when using the TST approach. On March 17, 2014, U.S. EPA Region IX Quality Assurance Office approved the State of California’s request to use an ATP (use of 2 concentrations in lieu of the 5 concentrations specified in the WET test methods). On February 11, 2015, the U.S. EPA withdrew the approval of State Water Board’s request to use an ATP. As of the date of this writing, the state has not yet submitted a new application for a limited-use ATP for permits in California requiring either the TST or a simple T-Test statistical approach for permit compliance. While a new ATP application is not needed prior to approval or implementation of the Provisions, the State Water Board is currently drafting

⁵ See U.S. EPA, Short-term Methods for Estimating the Chronic Toxicity of Effluents and Receiving Waters to Freshwater Organisms (Oct. 2002), EPA-821-R-02-013, section 9.4.1.2; U.S. EPA, Short-term Methods for Estimating the Chronic Toxicity of Effluents and Receiving Waters to Marine and Estuarine Organisms, (Oct. 2002), EPA-821-R-02-014, section 9.4.1.2; U.S. EPA, Short-term Methods for Estimating the Chronic Toxicity of Effluents and Receiving Waters to West Coast Marine and Estuarine Organisms, First Edition (August 1995) EPA-600-R-95-136, section 9.4.1.2; U.S. EPA, Methods for Measuring the Acute Toxicity of Effluents and Receiving Waters to Freshwater and Marine Organisms (Oct. 2002), EPA-821-R-02-012, section 11.1.4.

an application for an ATP for the use of the two-concentration test design (one concentration plus the control) when the TST or a simple T-Test is the required statistical approach.

2.6.6 Program of Implementation

A detailed summary of the program of implementation requirements for each of the following discharge types is provided below:

- I. Non-storm water NPDES dischargers
- II. Storm water dischargers
- III. Nonpoint source dischargers.

I. Non-Storm Water NPDES Dischargers

The Provisions require the Water Boards to include in NPDES permits, except where the Provisions specify that the Water Boards have discretion, the following requirements for non-storm water NPDES dischargers:

A. Species Sensitivity Screening

Dischargers will conduct a species sensitivity screening to determine the most sensitive species to use in routine monitoring. For continuous dischargers, Four ~~four~~ sets of tests for chronic ~~and-or~~ acute toxicity ~~will~~ must be conducted within one year. For non-continuous dischargers, also known as seasonal or intermittent dischargers, between two and four sets of tests for chronic or acute toxicity must be conducted within one year.

For chronic toxicity, each set of tests must consist of at least one vertebrate, one invertebrate and one aquatic plant/algae. For acute toxicity, each set of tests must consist of at least one vertebrate and one invertebrate.

For both chronic and acute toxicity, continuous dischargers are to conduct the four sets of testing of the species sensitivity screening over four consecutive quarters.

For both chronic and acute toxicity, non-continuous dischargers are to conduct ~~and, to the extent possible, evenly distribute the four sets of testing of the species sensitivity screening across the calendar year to the extent feasible.~~ a set of species sensitivity screening tests in quarters during which there is expected to be at least 15 days of discharge to surface water, with a minimum requirement of two sets of tests.

For non-continuous dischargers, ~~also known as seasonal and intermittent dischargers,~~ tests in a specific species sensitivity screening can be conducted using effluent that is not discharged into surface waters as long as the effluent is representative of the effluent that will be discharged to surface waters. One example of effluent not discharged into surface water is effluent discharged onto land because of a prohibition on discharge into surface water during the summer season.

The Water Boards have discretion to choose how the most sensitive species is selected from the species sensitivity screening. However~~In general~~, the Water Boards should select the species exhibiting the highest percent effect at the instream waste concentration (IWC) as the most sensitive species. The IWC is the concentration of effluent in the receiving water after mixing. The Water Boards must specify how the most sensitive species is selected and document that selection.

~~POTW Dischargers~~

~~POTW dischargers~~ Non-storm water NPDES dischargers will be required to conduct a species sensitivity screening for chronic toxicity either prior to, or within 18 months after the first issuance, reissuance, renewal, or reopening (to address toxicity requirements) of the permit after the effective date of the Toxicity Provisions. The Water Boards may allow use of a species sensitivity screening conducted prior to the effective date of the Provisions if the screening was conducted in accordance with the requirements of Section IV.B.2.a of the Provisions. For example, the screening was completed using four sets of testing and three species in each set of tests. The Water Boards may require a species sensitivity screening for chronic toxicity prior to every subsequent issuance, reissuance, renewal, or reopening (to address toxicity requirements) of the permit. At a minimum, a species sensitivity screening will be conducted no less than once every ten years.

The Water Boards will also have the discretion to require ~~POTW~~ non-storm water NPDES dischargers to conduct a species sensitivity screening for acute toxicity. If the Water Board requires a non-storm water NPDES discharger to conduct a species sensitivity screening for acute toxicity, the Water Board shall require the discharger to conduct the screening as part of a report of waste discharge, a Water Code section 13383 order, or as permit conditions.

~~Other Non-Storm Water NPDES Dischargers~~

~~Except for POTW dischargers, all other non-storm water NPDES dischargers will be required to conduct a species sensitivity screening for both chronic and acute toxicity either prior to, or within 18 months after the first issuance, reissuance, renewal, or reopening (to address toxicity requirements) of the permit after the effective date of the Toxicity Provisions. The Water Boards may require a species sensitivity screening for chronic toxicity prior to every subsequent issuance, reissuance, renewal, or reopening (to address toxicity requirements) of the permit. At a minimum, a species sensitivity screening will be conducted no less than once every ten years.~~

B. Reasonable Potential Analysis

Dischargers which have reasonable potential to cause or contribute to an exceedance of the chronic or acute toxicity objectives are required to conduct routine monitoring and are subject to effluent limitations. For both chronic and acute toxicity, reasonable potential exists if any of the toxicity tests results in a “fail” or if the percent effect at the IWC is greater than 10 percent.

Furthermore, the Water Boards may use other information or data to determine if there is reasonable potential, including fish die off observations, lack of available dilution, or existing data on toxic pollutants.

All toxicity test data generated within five years prior to permit issuance, reissuance, renewal, or reopening (to address toxicity requirements) that is representative of effluent quality during discharge conditions shall be evaluated in determining reasonable potential. Data generated within those five years from a minimum of four tests using species specified by the Water Boards and selected from Table 1 of Section IV.B.1.b of the Provisions must be conducted at the IWC and be analyzed using the TST approach.

If a reasonable potential analysis indicates there is reasonable potential, then the Water Boards must include the corresponding maximum daily effluent limitation (MDEL) and median monthly effluent limitation (MMEL) in the NPDES permit.

POTW dischargers authorized to discharge at a rate equal to or greater than 5 MGD

POTW dischargers authorized to discharge at a rate equal to or greater than 5 MGD would not be required to conduct a reasonable potential analysis for chronic toxicity. These POTW dischargers would be required to perform routine monitoring and would be required to comply with the chronic toxicity effluent limitations.

The Water Boards would have the discretion whether to conduct a reasonable potential analysis for acute toxicity for POTW dischargers authorized to discharge at a rate equal to or greater than 5 MGD. The decision would be documented in the NPDES fact sheet (or equivalent document).

POTW dischargers authorized to discharge at a rate less than 5 MGD

POTW dischargers authorized to discharge at a rate less than 5 MGD would have to conduct a reasonable potential analysis for chronic toxicity prior to every permit issuance, reissuance, renewal, or reopening (to address toxicity requirements).

The Water Boards would have the discretion whether to conduct a reasonable potential analysis for acute toxicity for POTW dischargers authorized to discharge at a rate less than 5 MGD. The decision would be documented in the NPDES fact sheet (or equivalent document).

Other non-storm water NPDES dischargers

Except for POTW dischargers authorized to discharge at a rate equal to or greater than 5 MGD, all other non-storm water NPDES dischargers would be required to conduct a reasonable potential analysis for chronic toxicity prior to every permit issuance, reissuance, renewal, or reopening (to address toxicity requirements). ~~Except for POTW dischargers,~~ The Water Boards would have the discretion whether to conduct a reasonable potential analysis for acute toxicity for all ~~other~~ non-storm water NPDES dischargers, including POTW dischargers, ~~would be required to conduct a reasonable potential analysis for acute~~

~~toxicity~~ prior to every permit issuance, reissuance, renewal, or reopening (to address toxicity requirements). The decision would be documented in the NPDES fact sheet (or equivalent document).

Table 2-1. Requirements for Reasonable Potential Analysis for Aquatic Toxicity

Facility Type	Chronic Toxicity	Acute Toxicity
POTW \geq 5 MGD	RPA not Required	RPA not required*
POTW < 5 MGD	RPA Required	RPA not required*
Other non-storm water NPDES discharger	RPA Required	RPA <u>not</u> Required*

*The Water Boards have the discretion to require a reasonable potential analysis.

C. *Routine Monitoring Frequency*

Routine Monitoring

Routine monitoring is required monitoring that occurs during a permit term. Routine monitoring refers to the required toxicity testing described in Section IV.B.2.c of the Provisions, and is used to determine compliance with the MDEL, and is used with MMEL compliance tests to determine compliance with the MMEL.

Routine Monitoring Frequency for Chronic Toxicity

POTW Dischargers Authorized to Discharge at a Rate Equal to or Greater than 5 MGD

All POTW dischargers that are authorized to discharge at a rate equal to or greater than 5 MGD are required to conduct monthly routine monitoring for chronic toxicity in each calendar month during which there is expected to be at least 15 days of discharge.

POTW Dischargers Authorized to Discharge at a Rate Less than 5 MGD

All POTW dischargers authorized to discharge at a rate equal less than 5 MGD with reasonable potential for chronic toxicity are required to conduct quarterly routine monitoring in each quarter during which there is expected to be least 15 days of discharge.

Other Non-Storm Water NPDES Dischargers Authorized to Discharge at a Rate Equal to or Greater than 5 MGD

All other non-storm water NPDES dischargers with reasonable potential for chronic toxicity that are authorized to discharge at a rate equal to or greater than 5 MGD are required to conduct monthly routine monitoring for chronic toxicity in each calendar month during

which there is expected to be least 15 days of discharge.

Other Non-Storm Water NPDES Dischargers Authorized to Discharge at a Rate Less than 5 MGD

All other non-storm water NPDES discharges with reasonable potential for chronic toxicity that are authorized to discharge at a rate of less than 5 MGD are required to conduct quarterly routine monitoring in each quarter during which there is expected to be least 15 days of discharge.

Conditions for Increasing or Decreasing the Routine Monitoring Frequency for Chronic Toxicity

The Water Boards have the option to increase or decrease the routine monitoring frequencies under certain conditions as described in the Provisions. Conditions for increasing or decreasing the routine monitoring frequency is discussed in Section 5.4.4 of the Staff Report. The chronic routine monitoring frequency cannot be less than once per calendar year.

D. Routine Monitoring Frequency for Acute Toxicity

All non-storm water NPDES dischargers, including POTW dischargers, with reasonable potential for acute toxicity will be required to conduct routine monitoring in addition to any other required chronic toxicity routine monitoring. The Water Boards would set the routine monitoring frequency, although the frequency cannot be less once per year.

Table 2-2. Routine Monitoring Frequencies

Chronic Toxicity	POTWs \geq 5 MGD	Other NPDES Dischargers \geq 5 MGD with RP	POTWs < 5 MGD with RP	Other NPDES Dischargers < 5 MGD with RP
Frequency	Monthly	Monthly	Quarterly	Quarterly
Acute Toxicity	POTWs \geq 5 MGD with RP	Other NPDES Dischargers \geq 5 MGD with RP	POTWs < 5 MGD with RP	Other NPDES Dischargers < 5 MGD with RP
Frequency	Determined by Regional Water Board but at least annually	Determined by Regional Water Board but at least annually	Determined by Regional Water Board but at least annually	Determined by Regional Water Board but at least annually

RP = reasonable potential

MMEL Compliance Tests

When a routine monitoring test results in a “fail” the discharger must initiate up to two MMEL compliance tests within the same calendar month in which the “fail” occurred. For the purpose of chronic and acute toxicity, MMEL compliance tests are a maximum of two

tests that are used in addition to the routine monitoring test to determine a violation of the MMEL. See Table 2-3 below.

Additional Routine Monitoring Test for TRE Determination and Compliance

Whenever there is one violation of the MDEL or MMEL in a singular calendar month, but not two, non-storm water NPDES dischargers, including POTW dischargers, with a less than monthly monitoring frequency are required to conduct an additional routine monitoring test in the successive calendar month. The additional routine monitoring test must be conducted in the calendar month immediately following the calendar month in which the violation occurred. The additional routine monitoring test will be used to determine if a TRE is necessary and will also be used for compliance purposes.

This additional routine monitoring test is not required for dischargers that are already conducting monthly routine monitoring or dischargers that are already conducting a TRE.

E. Effluent Limitations

Maximum Daily Effluent Limitations

For chronic toxicity, a violation of the MDEL occurs when the most sensitive species toxicity test results in a “fail” at the IWC for the sub-lethal endpoint measured in the test and the percent effect for the survival endpoint is greater than or equal to 50 percent.

If there is no survival endpoint for the species tested (e.g., plant or algae species), then a “fail” at the IWC for any sub-lethal endpoint measured in the test and a percent effect for that sub-lethal endpoint greater than or equal to 50 percent results in a MDEL violation.

For acute toxicity, a violation of the MDEL occurs when the toxicity test results in a “fail” at the IWC for the survival endpoint and the percent effect for the survival endpoint is greater than or equal to 50 percent.

Median Monthly Effluent Limitations

For chronic toxicity, if any chronic toxicity routine monitoring test results in a “fail” at the IWC, then the discharger is required to initiate two chronic toxicity MMEL compliance tests within the same calendar month. If more than one most sensitive species chronic toxicity test in a calendar month results in a “fail” at the IWC, then there is a violation of the MMEL.

For acute toxicity, MMEL compliance tests are prompted in the same way as chronic toxicity, but with acute toxicity tests. If any acute toxicity test results in a “fail” at the IWC, then the discharger is required to initiate two MMEL compliance tests within the same calendar month. If more than one most sensitive species acute toxicity test in a calendar month results in a “fail” at the IWC, then there is a violation of the MMEL.

Table 2-3. MMEL Compliance

Routine Monitoring Test	Compliance Test 1	Compliance Test 2	MMEL Violation?
Pass	*NA	*NA	No
Fail	Pass	Pass	No
Fail	Pass	Fail	Yes
Fail	Fail	*NA	Yes

* NA = Not Applicable

For all non-storm water NPDES discharger, including POTW dischargers, only toxicity tests measured at the IWC, using the most sensitive species, and analyzed using the TST approach will be used to determine compliance with the chronic or acute MDEL and MMEL.

POTW dischargers authorized to discharge at a rate equal to or greater than 5 MGD

NPDES permits for POTW dischargers authorized to discharge at a rate equal to or greater than 5 MGD must include the chronic MDEL and MMEL.

If the Water Boards require a reasonable potential analysis for acute toxicity and if reasonable potential is demonstrated, these NPDES permits must also include the acute MDEL and MMEL.

POTW dischargers authorized to discharge at a rate less than 5 MGD

NPDES permits for POTW dischargers authorized to discharge at a rate less than 5 MGD which have reasonable potential must include the chronic MDEL and MMEL.

If the Water Boards require a reasonable potential analysis for acute toxicity and if reasonable potential is demonstrated, these NPDES permits must also include the acute MDEL and MMEL.

Other non-storm water NPDES dischargers

NPDES permits for non-storm water NPDES dischargers with reasonable potential for chronic toxicity must include a chronic MDEL and MMEL. ~~NPDES permits for non-storm water NPDES dischargers with reasonable potential for acute toxicity must include the acute MDEL and MMEL.~~

If the Water Boards require a reasonable potential analysis for acute toxicity and if reasonable potential is demonstrated, these NPDES permits must also include the acute MDEL and MMEL

G. Toxicity Reduction Evaluation

A TRE is a site-specific study conducted in a stepwise process designed to identify the causative agents of effluent toxicity, isolate sources of toxicity, evaluate the effectiveness of control options, and confirm a reduction in effluent toxicity (U.S. EPA, 1991).

For all non-storm water NPDES dischargers, including POTW dischargers, a TRE will be required when there are two or more violations within the same calendar month or within two consecutive calendar months. The combination of violations may be acute or chronic and may be any combination of two or more MDEL or MMEL violations.

H. Mixing Zones and Dilution Credits

For all non-storm water NPDES dischargers, including POTW dischargers, the Water Boards have the option to grant mixing zones and dilution credits for acute or chronic toxicity to dischargers. The allowance is discretionary and determined on a discharge-by-discharge basis.

I. Flow-Through Acute Toxicity Systems

For all non-storm water NPDES dischargers, including POTW dischargers, the Water Boards have the discretion to require additional toxicity compliance provisions specific to existing or new flow-through acute toxicity systems. The Provisions would not require existing flow-through systems to accommodate the TST approach. If a discharger has reasonable potential for acute toxicity, a flow-through acute toxicity system cannot be used as a substitute for routine static acute monitoring requirements.

J. Additional Monitoring

The Water Boards have the discretion to require non-storm water NPDES dischargers, including POTW dischargers, to conduct additional toxicity testing, such as special studies, to add test species, or to assess higher than the IWC effluent concentrations. This additional monitoring cannot be used to determine compliance with the MDEL and MMEL.

K. Violation Reporting

All non-storm water NPDES dischargers, including POTW dischargers, are required to notify the Water Boards of a violation of a toxicity MDEL or MMEL as soon as the discharger learns of the violation but no later than 24 hours after the discharger receives the monitoring results.

~~L. — Small Disadvantaged Communities~~

~~For POTW dischargers, the Water Boards would have the option to exempt POTWs serving small disadvantaged communities from some, or all of the implementation requirements in the Provisions.~~

L. Biological Pesticide and Residual Pesticide Discharges

For biological pesticide or residual pesticide discharges regulated by an NPDES permit, the Water Boards would have the option to exempt these discharges from some or all of the implementation requirements in the Provisions.

M. Drinking Water System Discharges

For drinking water system discharges, the Water Boards would have the option to exempt these discharges from some or all of the implementation requirements in the Provisions.

N. Discharges from Natural Gas Utility Construction, Operations and Maintenance Activities

The Water Boards would have the option to exempt discharges from hydrostatic testing, site dewatering, construction, testing, maintenance, or repair of natural gas facilities regulated by an NPDES permit from some or all of the implementation requirements in the Provisions.

O. Insignificant Dischargers

For certain insignificant non-storm water NPDES dischargers, the Water Boards would have the option to exempt these dischargers from some or all of the implementation elements in the Provisions.

II. Storm Water Dischargers

For chronic and acute toxicity, storm water dischargers that would be required to conduct monitoring using toxicity test methods described in Section IV.B.1.b. of the Provisions would be required to meet the implementation requirements for the statistical approach, percent effect, and reporting in Sections IV.B.1.c, IV.B.1.d, and IV.B.1.e. of the Provisions.

III. Nonpoint Source Dischargers

For chronic and acute toxicity, nonpoint source dischargers that are required to conduct monitoring using toxicity test methods described in Section IV.B.1.b. of the Provisions would be required to meet the implementation requirements for statistical approach, percent effect, and reporting in Sections IV.B.1.c, IV.B.1.d, and IV.B.1.e. of the Provisions.

2.7 Effective Date of the Provisions and Required Approvals

Generally, the Provisions become effective upon adoption by the State Water Board and approval by Office of Administrative Law and U.S. EPA, which typically occurs within a few months after the State Water Board adoption.

The implementation requirements contained in the Provisions would become effective for a specific discharger once the Water Boards incorporate the mandatory conditions into the discharger's permit or order. Insofar as the Provisions acknowledge that the Water Boards have discretion to include requirements for particular dischargers, those requirements would also become effective upon inclusion in the applicable permit. This process would generally be done permit-by permit as the permits are issued, modified, or renewed. Any new condition or requirement added or amended into a waste discharge requirement (WDR) could be implemented upon approval by OAL.

For storm water and nonpoint source dischargers that are required to conduct toxicity testing with test methods described in Section IV.B.1.b of the Provisions, the Water Boards would issue Water Code section 13383 orders or 13267 orders within one year of the effective date of the Provisions. The orders would require toxicity testing, analysis, and reporting to be conducted in accordance with the Provisions commencing within one year from the date of the order.

2.8 Environmental Review and Consultation Requirements

The Staff Report includes the State Water Board's Substitute Environmental Documentation (SED) required to satisfy the provisions of the CEQA, pursuant to Public Resources Code sections 21080.5 and 21159, CEQA Guidelines sections 1520 through 15253, and the State Water Board's Regulations for Implementation of the California Environmental Quality Act of 1970, California Code of Regulations (Cal. Code of Regs), title 23, sections 3720 through 3781. These requirements are listed below, along with other regulatory process requirements.

2.8.1 California Environmental Quality Act

CEQA authorizes the Secretary for Natural Resources to certify that state regulatory programs meeting certain environmental standards are exempt from the preparation of a separate EIR, negative declaration, or initial study (Pub. Resources Code, § 21080.5). The Secretary for Natural Resources has certified as exempt the State Water Board's Basin/208 Planning Program for the protection, maintenance, and enhancement of water quality in California. (Cal. Code Regs., tit. 14, § 15251(g)). Exempt regulatory programs include the Water Boards' adoption or approval of water quality standards and provisions to implement water quality standards, such as the Provisions (Cal. Code Regs., tit. 23, § 3775-3781). Therefore, the Staff Report includes the SED for compliance with CEQA, and a separate CEQA document will not be prepared. The State Water Board must still comply with CEQA's goals and policies, including the policy of avoiding significant adverse effects on the environment where feasible (Cal. Code. Regs. tit. 14, § 15250).

According to the State Water Board regulations for the implementation of CEQA (Cal. Code Regs., tit. 23, § 3777), the SED shall consist of a written report prepared for the State Water Board containing an environmental analysis of the project; a completed Environmental Checklist (where the issues identified in the checklist must be evaluated in the checklist or elsewhere in the SED); and other documentation as the State Water Board may include. The SED is required to contain, at a minimum, the information contained in Table ~~2-5~~ 2-4 below.

Table 2-4. Required Information for Staff Report and Substitute Environmental Documentation

Required Information	Staff Report Chapter
1. A brief description of the project	Chapter 2 and 5
2. An identification of any significant or potentially significant adverse environmental impacts of the proposed project	Chapter 7
3. An analysis of reasonable alternatives to the project and mitigation measures to avoid or reduce any significant or potentially significant adverse environmental impacts; and	Chapters 5, 7, 8
4. An environmental analysis of the reasonably foreseeable methods of compliance. The environmental analysis shall include, at a minimum, all of the following:	
a. An identification of the reasonably foreseeable methods of compliance with the project;	Chapter 6
b. An analysis of any reasonably foreseeable significant adverse environmental impacts associated with those methods of compliance;	Chapters 7
c. An analysis of reasonably foreseeable alternative methods of compliance that would have less significant adverse environmental impacts; and	Chapters 6, 7, 8
d. An analysis of reasonably foreseeable mitigation measures that would minimize any unavoidable significant adverse environmental impacts of the reasonably foreseeable methods of compliance	Chapter 7

2.8.2 Early Public Consultation and Scoping

CEQA requires the State Water Board seek early public consultation with public agencies and members of the public prior to circulating the draft SED (Cal. Code Regs., tit. 23, § 3775.5, subd. (a)). The consultation may include one or more scoping meetings to engage the stakeholders and public agencies early in the planning and formulation stages of the project to scope the range of actions, alternatives, reasonably foreseeable methods of compliance, significant impacts, and cumulative impacts, if any, that should be analyzed in the study and mitigation measures that will reduce impacts to a less than significant level, and to eliminate from the project any elements found not to be important (Cal. Code Regs., tit. 23, § 3775.5, subd. (b)). A scoping meeting for the Provisions was held on January 17, 2006, in Sacramento, California at the California Environmental Protection Agency (CalEPA) headquarters building.

Oral and written comments were received during the scoping meeting and were considered in the development of the Provisions.

2.9 Focused Public Outreach

In July of 2010, staff distributed the *Draft Policy for Whole Effluent Toxicity Assessment and Control* to the public and requested input regarding the draft toxicity policy. State Water Board staff considered the public comments and suggestions from the 2010 draft toxicity policy. In 2012 the toxicity policy was re-released. Since that time, the toxicity policy was changed to a plan and other changes were made to create the draft Toxicity Provisions.

State Water Board staff held three targeted outreach meetings in August and September of 2013, and four targeted outreach meetings in April and May of 2017. During these meetings, staff discussed and solicited feedback on the Provisions' key elements. Meetings were held with representatives of POTW and industrial dischargers, regulatory agencies, storm water dischargers, nonpoint source dischargers including agricultural dischargers, environmental groups, non-governmental organizations, tribes, and water supply agencies. See Table 2-5 for the date and locations of the focused outreach meetings.

Remote access was provided for all of the 2013 and 2017 focused outreach meetings. For the August and September 2013 outreach meetings, participants were provided a fact sheet on the Provisions. In the April and May 2017 outreach meetings, participants were provided an issue paper that included an overview of the fundamentals of the Provisions and a staff draft copy of the Provisions. Documents from these meetings and the 2007 scoping meeting are available at: [the Statewide Toxicity Provisions program web page](https://www.waterboards.ca.gov/water_issues/programs/state_implementation_policy/tx_a_ss_cntrl.shtml). https://www.waterboards.ca.gov/water_issues/programs/state_implementation_policy/tx_a_ss_cntrl.shtml

Table 2-5. Focus Group Meetings

Group	Location, Date
POTW and Industrial Dischargers	Sacramento, August 27, 2013
Regulatory Agencies	Sacramento, August 29, 2013
Storm Water and Nonpoint Source Dischargers	Sacramento, September 23,
POTW and Industrial Dischargers	Sacramento, April 11, 2017
Environmental Groups, Non-Governmental Organizations, and Tribes	Sacramento, April 12, 2017
Storm Water and Nonpoint Source Dischargers	Sacramento, April 24, 2017
Water Supply Agencies	Sacramento, May 18, 2017
<u>Western States Petroleum Association</u>	<u>Sacramento, June 22, 2017</u>
<u>Environmental Groups</u>	<u>Sacramento, September 10,</u>
<u>Wastewater Dischargers</u>	<u>Sacramento, February 7, 2019</u>
<u>Environmental Groups</u>	<u>Sacramento, April 3, 2019</u>
<u>Storm Water Dischargers</u>	<u>Sacramento, April 4, 2019</u>
<u>Industrial Dischargers</u>	<u>Sacramento, April 5, 2019</u>
<u>Water Supply Agencies</u>	<u>Sacramento, April 9, 2019</u>
<u>Wastewater Dischargers</u>	<u>Sacramento, May 7, 2019</u>
<u>Wastewater Dischargers</u>	<u>Sacramento, June 11, 2019</u>

2.10 Consultation with California Native American Tribes

Executive Order B-10-11 provides that it is the policy of the administration of the Governor of the State of California that every state agency encourage consultation and communication with California Indian Tribes and permit tribal governments to provide meaningful input in the development of regulations, rules, and policies that may affect tribes.

California State Assembly Bill (AB) 52 (Gatto 2014) established a new category of resources in CEQA called Tribal Cultural Resources:

“Tribal Cultural Resources are either of the following: (1) Sites, features, places, cultural landscapes, sacred places, and objects with cultural value to a California Native American tribe that are either of the following: (A) Included or determined to be eligible for inclusion in the California Register of Historical Resources. (B) Included in a local register of historical resources as defined in subdivision (k) of Section 5020.1. (2) A resource determined by the lead agency, in its discretion and supported by substantial evidence, to be significant pursuant to criteria set forth in subdivision (c) of Section 5024.1. In applying the criteria set forth in subdivision (c) of Section 5024.1 for the purposes of this paragraph, the lead agency shall consider the significance of the resource to a California Native American tribe. (Pub. Resources Code, § 21074)”

The Public Resource Code includes a consultation process with California Native American tribes. Consultation with a California Native American tribe that has requested such consultation may assist a lead agency in determining whether the project may adversely affect tribal cultural resources, and if so, how such effects may be avoided or

mitigated. The Public Resources Code requires formal notice to California tribes of an opportunity to consult with the lead agency prior to the release of a negative declaration, mitigated negative declaration, or environmental impact report if the tribe is traditionally and culturally affiliated with the geographic area of the proposed project.

The requirements to consider tribal cultural resources and to consult with California tribes apply to CEQA projects for which the lead agency issues a notice of preparation or a notice of intent to adopt a negative declaration or mitigated negative declaration, or EIR on or after July 1, 2015. The State Water Board considers AB 52's requirements as also applying to an SED.

In addition to the focused public outreach described above, letters were sent via certified mail to 14 Tribes in February and March 2016, including all of the California tribes who, at the time, requested to receive AB 52 notices. All delivery receipts were received by the State Water Board by April 13, 2016. Formal consultation was requested by four tribes, the Wilton Rancheria, Ohlone/Costanoan-Esselen Nation, Wiyot Tribe, and the United Auburn Indian Community. State Water Board staff subsequently met with representatives from the tribes in separate meetings during September and October of 2016, to provide an overview of the Provisions, answer any questions, and provide an opportunity for input. None of the tribes requested any changes to the Provisions. Although the formal consultation with each of the tribes has concluded, the tribes were informed that they may continue to provide input on the project through the public participation process.

2.11 Public Workshops and Hearings

The State Water Board held public workshops and hearings related to the Toxicity Provisions. The project was designed as a proposed statewide policy prior to 2013, but has since changed to be a water quality control plan. Previous and upcoming meetings are displayed in Table 2-6 below.

Table 2-6. Public Workshops and Hearings

Meeting	Date	Purpose
State Water Board Workshop on the Toxicity Policy	November 16, 2010	Receive Oral Comments
Staff Workshop on the Toxicity Policy	August 22, 2011	Discussion of Draft Toxicity Policy
State Water Board Hearing on the Toxicity Policy	August 21, 2012	Receive Oral Comments
Staff Workshop on the Provisions	Pending <u>October 29, 2018 and October 31, 2018</u>	Discussion of Provisions
State Water Board Hearing on the Provisions	Pending <u>November 28, 2018</u>	Receive Oral Comments

2.12 Scientific Peer Review

The California Health and Safety Code section 57004 requires external scientific peer review of the scientific basis for any rule proposed by any board, office, or department within the CalEPA. Scientific peer review is a mechanism for ensuring that the scientific portions of regulatory decisions and initiatives are based on sound science. Scientific peer review also helps strengthen regulatory activities, establishes credibility with stakeholders, and ensures that public resources are managed effectively.

The external peer reviewers prepare a written report that contains an evaluation of the scientific basis of the proposed rule. If a review finds that the State Water Board has failed to demonstrate that the scientific portion of the proposed rule is based upon sound scientific knowledge, methods, and practices, the report shall state that finding, and the reasons explaining the finding (Health & Safety Code, § 57004, subd. (d)(2)). In such a case, if the State Water Board disagrees with any aspect of the finding of the external scientific peer review, it shall explain its disagreement and include as a part of the administrative record for the rule “its basis for arriving at such a determination in the adoption of the final rule, including the reasons why it has determined that the scientific portions of the proposed rule are based on sound scientific knowledge, methods, and practices” (Health & Safety Code, § 57004, subd. (d)(2)).

The scientific validity of the TST has been vetted by seven external peer reviewers; five of which were selected via U.S. EPA's peer review process, while the remaining two were selected via the State Water Board's peer review process. In addition, the academic peer-reviewed journals *Environmental Toxicology and Chemistry*, and *Integrated Environmental Assessment and Management* each accepted and published an article about the TST Approach. (Denton et al.

2011; Diamond et al. 2011.).

The U.S. EPA conducted a peer review of the TST approach in 2008, as detailed below in Section 2.12.1 of the Staff Report. External scientists conducted peer review of the TST approach for publication in scientific journals in 2011, as described in Section 2.12.2 of the Staff Report. The State Water Board then conducted an independent peer review of the project, which was completed in 2012, as described in section 2.12.3 of the Staff Report.

2.12.1 U.S. EPA Peer Review of the Evaluation of the Test of Significant Toxicity

An external peer review was conducted by U.S. EPA's Office of Wastewater Management (OWM), and the Draft TST Technical Document was released on May 20, 2008. Using the guideline for U.S. EPA's peer review process (U.S. EPA 2006), OWM prepared the peer review questions and the review was conducted by the independent contractor, Avanti. Questions along with the May 20, 2008 Draft TST Technical Document were submitted to five external peer reviewers by the contractor.

The five reviewers were independently selected, based on their qualifications, by the contractor. Avanti summarized the comments and removed any information which would

identify the reviewers and submitted the summary review document to OWM. The external peer reviewers recommended keeping the bioequivalence value (*b*) at a fixed risk management level based on ecological information and not dependent on test method performance or test design. The peer reviewers unanimously concurred that the recommended bioequivalence approach incorporated in the TST approach is a sound direction for the whole effluent toxicity (WET) program. There was also consensus among peer reviewers that the analytical approach used to develop the TST approach, and the results of the TST approach, were reasonable and defensible. Some peer reviewers commented that the dependence on empirical WET data used in the initial approach was somewhat limiting and that future analyses should also include simulations or other tools to obtain true population error rates when the TST approach is used.

As a result of the peer review, the final TST approach was refined. In particular, bioequivalence value (*b*) values were set at 0.75 for chronic WET test statistical endpoints and 0.80 for acute WET test statistical endpoints. More extensive Monte Carlo simulation analyses were conducted to develop population false positive and false negative rates using RMDs for unacceptable toxicity (25 percent effect for chronic statistical endpoints and 20 percent effect for acute statistical endpoints), and for acceptable toxicity (10 percent for all statistical endpoints). The May 20, 2008 Draft TST Technical Document was revised and updated to reflect the external peer review comments, editorial improvements, and internal U.S. EPA suggestions.

The final technical document released in June 2010 is titled: National Pollution Discharge Elimination System Test of Significant Toxicity Technical Document.

A synopsis of the peer review, including questions and responses, is available here:

[Synopsis of Peer Review of TST Approach.](https://www.waterboards.ca.gov/water_issues/programs/state_implementation_policy/docs/tst_peerreview.pdf)

https://www.waterboards.ca.gov/water_issues/programs/state_implementation_policy/docs/tst_peerreview.pdf

2.12.2 Journal Articles

Two peer-reviewed journal articles were written that delineate the technical underpinnings of the final TST approach and demonstrate the benefits to both regulatory authorities and permitted entities. These articles were published in separate internationally peer reviewed journals. The first journal article, titled *Test of Significant Toxicity: A statistical application for assessing whether an effluent or site water is truly toxic*, written by Debra Denton, Jerry Diamond, and

Lei Zheng, was published on March 18, 2011 in the Journal of Environmental Toxicology and Chemistry. The second journal article, titled *It is time for a change in the analysis of whole effluent toxicity data*, written by Jerry Diamond, Debra Denton, Brian Anderson, and

Bryn Phillips, was published on November 18, 2011 in the Journal of Integrated Environmental Assessment and Management. The State Water Board determined these articles demonstrated support for the scientific validity of the TST statistical approach, and therefore the Staff Report references the articles.

2.12.3 Water Boards Peer Review of the Evaluation of the Test of Significant Toxicity

Scientific peer review on the scientific elements of the 2011 Draft Policy for Toxicity Assessment and Control was conducted through an Interagency Agreement between CalEPA and the University of California. The peer review process commenced on December 11, 2011 and concluded on January 31, 2012. Two peer reviewers were selected and participated in reviewing the scientific elements of the 2011 Draft Staff Report. The two peer reviewers are Gerald A. LeBlanc, Ph.D., Professor of Environmental and Molecular Toxicology, Department of Environmental and Molecular Toxicology, North Carolina State University; and

Michael C. Newman, Ph.D., Marshall Acuff Jr. Professor of Marine Science, of the Department of Environmental and Aquatic Animal Health, Virginia Institute of Marine Science, at the College of William and Mary. Dr. Michael C. Newman has expertise in statistical approaches related to toxicity testing and extensive knowledge of traditional hypothesis testing, point estimate techniques and/or bioequivalence testing. Dr. Gerald A. LeBlanc has expertise in environmental toxicology with an emphasis on vertebrates, invertebrates, and aquatic plants and algae.

Since the peer review, changes were made from the 2011 Draft Policy for Toxicity Assessment and Control to the current draft of the Toxicity Provisions, including the decision to develop a plan instead of a policy. Even with these changes, the scientific basis of the Toxicity Provisions remains unchanged. Therefore, the peer review analyses and conclusions are still valid. Both peer reviewers agree that the TST is a scientifically sound way of determining the presence of toxicity in a clear and non-ambiguous way. They support the use of the TST as a statewide tool.

The peer review was supportive of the scientific basis of the project.

The peer review response is available at:

[Water Boards Peer Review page](https://www.waterboards.ca.gov/water_issues/programs/peer_review/toxicity_assessment_control.shtml)

https://www.waterboards.ca.gov/water_issues/programs/peer_review/toxicity_assessment_control.shtml

2.13 Water Code Section 13241

In accordance with Water Code section 13241, the Water Boards are required to establish water quality objectives to “ensure the reasonable protection of beneficial uses and the prevention of nuisance.” These and other factors are addressed throughout the Staff Report as identified in Table 2-7.

Table 2-7. Water Code Section 13241

Factor to Consider	Water Code Section	Chapter and Section
Past, present and probable future beneficial uses of water.	13241(a)	9.1.1
Environmental characteristics and water quality of the hydrographic unit under consideration, including the quality of the water available thereto.	13241(b)	9.1.2
Water quality conditions that could be reasonably attained through coordinated control of all factors affecting water quality.	13241(c)	9.1.3
Economic considerations.	13241(d)	9.1.4
The need for developing new housing within the region.	13241(e)	9.1.5
The need to develop and use recycled water.	13241(f)	9.1.6

2.14 Project Contacts

~~Lorna McFarlane~~ Jacob Iversen, Environmental Scientist

Division of Water Quality, State Water Resources Control Board

~~Lorna.McFarlane@waterboards.ca.gov~~, Jacob.Iversen@waterboards.ca.gov, (916) ~~323-9689~~ 341-5479

Zane Poulson, Supervisor, Inland Planning, Standards, and Implementation Unit Division of Water Quality, State Water Resources Control Board

Zane.Poulson@waterboards.ca.gov, (916) 341-5488

Rebecca Fitzgerald, Manager, Water Quality Standards and Assessment Section Division of Water Quality, State Water Resources Control Board

Rebecca.Fitzgerald@waterboards.ca.gov, (916) 341-5775

Toxicity Provisions Program Website

https://www.waterboards.ca.gov/water_issues/programs/state_implementation_policy/tx_a_ss_cntrl.html

Updates on the Provisions can be obtained by subscribing to the electronic subscription mailing list (listserv) for the “Freshwater Plans and Policies” which may be found at the:

Email List Subscription Form website

https://www.waterboards.ca.gov/resources/email_subscriptions/swrcb_subscribe.html

3. REGULATORY BACKGROUND

3.1 Regulatory Background and Authority

The Federal Water Pollution Control Act of 1972, as amended (33 U.S.C. § 1251 et seq. (Clean Water Act) “is a comprehensive water quality statute designed to restore and maintain the chemical, physical, and biological integrity of the Nation’s waters.” (33 U.S.C. § 1251(a).) The Clean Water Act directs states to adopt water quality standards “to protect the public health or welfare, enhance the quality of water and serve the purposes of this [Act].” (33 U.S.C. § 1313(c).)

Water quality standards generally consist of three components: designated uses for each water body or segment, water quality criteria (referred to as water quality objectives under California law) to protect the designated uses, and an antidegradation policy (40 C.F.R. § 131.6; 40 C.F.R. § 131.13). In general, “uses” refer to what a water body is or potentially may be used for (40 C.F.R. § 131.3(f)), with examples as diverse as use as wildlife and riparian habitat, use of water for industrial production, agricultural supply, or use for recreation due to activities such as fishing and swimming in water bodies. (40 C.F.R. 131.10(a).) Most, if not all, water bodies have multiple uses. “Existing uses” are “those uses actually attained in the water body on or after November 28, 1975, whether or not they are included in the water quality standards.” (40 C.F.R. § 131.3(e).) “Designated uses” are those uses specified in water quality standards for each water body or segment whether or not they are being attained.” (40 C.F.R. § 131(f).) “Water quality criteria” are “expressed as constituent concentrations, levels, or narrative statements, representing a quality of water that supports a particular use.” (40 C.F.R. § 131.3(b).) The Federal Antidegradation policy provides three levels (tiers) of water quality protection to maintain and protect existing water uses, high quality waters, and outstanding national resource waters. (40 C.F.R. § 131.12.).

The Porter-Cologne Water Quality Control Act (Wat. Code § 13000 et seq.) is the principal law governing water quality in California. California law designates the State Water Board and the nine Regional Water Boards as the principle state agencies for enforcing federal and state water pollution law. (Wat. Code, §§ 13140, 13160, 13225, 13240.). The Porter-Cologne Water Quality Control Act establishes a comprehensive statutory program to protect the quality and “beneficial uses” (or “designated uses” under federal parlance) of waters of the state. Beneficial uses include, but are not limited to, “domestic, municipal, agricultural, and industrial supply; power generation; recreation; aesthetic enjoyment; navigation; and preservation and enhancement of fish, wildlife, and other aquatic resources or preserves.” (Wat. Code, § 13050, subd.(f)).

Pursuant to California Water Code section 13241, regulatory protection of beneficial uses is carried out, in part, through water quality objectives (or “water quality criteria” under federal parlance) established by each of the Regional Water Quality Control Boards (Regional Water Boards) or by the State Water Board. Beneficial uses of water bodies, water quality objectives designed to protect those uses, a corresponding implementation program, and an antidegradation policy constitute a complete water quality standard.

The National Pollutant Discharge Elimination System (NPDES) Program is a federal program which has been delegated to the State of California for implementation through the State Water Resources Control Board (State Water Board) and the nine Regional Water Quality Control Boards (Regional Water Boards), collectively Water Boards. In California, NPDES permits are also referred to as waste discharge requirements (WDRs) that regulate discharges to waters of the United States. Under the Clean Water Act, a discharger must obtain an NPDES permit prior to discharging any pollutant from a point source into waters of the US. (33 U.S.C. § 1342.).

NPDES permits must contain effluent limitations that control all pollutants that “are or may be discharged at a level which will cause, have the reasonable potential to cause, or contribute to an excursion above any state water quality standard, including state narrative criteria for water quality.” (40 C.F.R. § 122.44(d)(1)(i).) As defined in the Clean Water Act, *Effluent limitation* means any restriction on “quantities, discharge rates, and concentrations of ‘pollutants’ which are ‘discharged’ from ‘point sources’ into ‘waters of the United States,’ the waters of the “contiguous zone,” or the ocean.” (40 CFR § 122.2). States are not precluded from omitting or modifying any provisions of the Clean Water Act to impose more stringent requirements. (40 C.F.R. 123.25(a).).

The Porter-Cologne Water Quality Control Act authorizes the State Board to formulate, adopt, and revise state water policy, which may include water quality objectives, principles, and guidelines. (Water Code § 13140-13143). The State Water Board may also adopt water quality control plans for waters of the state. Regional Water Boards are required to establish regional water quality control plans, also known as Basin plans, for all areas within their regions (Wat. Code, §13240). Statewide water quality control plans supersede regional water quality control plans to the extent of any conflict between the two plans for the same waters. (Wat. Code, § 13170.)

Section 303(c)(2)(B) of the Clean Water Act (33 U.S.C. § 1313) requires states to adopt water quality criteria (i.e., water quality objectives) for all priority pollutants (33 U.S.C. § 1317(a)). In 1994, SWRCB and USEPA agreed to a coordinated approach to address priority toxic pollutants in inland surface waters, enclosed bays, and estuaries of California. In March 2000, State Board adopted the Policy for Implementation of Toxics Standards for Inland Surface Waters, Enclosed Bays, and Estuaries of California (SIP) to implement priority toxic pollutant criteria.

The California Toxics Rule was promulgated by U.S. EPA in May 2000. In 2005, the State Water Board amended the SIP to provide a mechanism to implement the water quality criteria established in the CTR. The SIP contains implementation provisions for priority toxic pollutant criteria found within the National Toxics Rule, the CTR, and for priority pollutant objectives found in Basin plans.

In addition, the SIP contains minimum requirements for implementing narrative toxicity objectives in the Basin plans. In Order WQO 2003-0012, the State Water Board determined that (1) the propriety of including numeric effluents for chronic toxicity in NPDES permits for publicly-owned treatment works should be considered in a regulatory

setting, in order to allow for full public discussion and deliberation; and (2) the SIP be modified to specifically address the issue. In Resolution No. 2005-0019, the State Water Board directed staff to introduce an amendment to the SIP to address narrative toxicity control provisions. In 2012, staff were directed to incorporate toxicity control provisions as an amendment to the Water Quality Control Plan for Enclosed Bays and Estuaries of California.

The ISWEBE Plan will be established by the State Water Resources Control under authority provided by Water Code section 13170. In accordance with Water Code section 13170, except where otherwise noted, the ISWEBE Plan would supersede any Regional Water Quality Control Plans (Basin plans) for the same waters to the extent of any conflict. The ISWEBE Plan may also be used by the State Water Board in the future on a case-by-case basis to include state policies for water quality control. The Porter-Cologne Water Quality Control Act authorizes the State Board to formulate, adopt, and revise state water policy, which may include water quality objectives, principles, and guidelines. (Water Code § 13140-13143). In some cases, including these Toxicity Provisions, the State Water Board acts under the authority of both section 13170 and section 13140.

3.1.1 Statement of Necessity for the Toxicity Provisions

The appropriate form and implementation of toxicity limitations are not clearly defined and, as a result, Regional Water Boards have not consistently established toxicity effluent limitations in permits. On September 16, 2003, the State Water Board adopted Water Quality Order 2003- 0012 which (1) determined the propriety of including numeric effluents for chronic toxicity in NPDES permits for publicly-owned treatment works should be considered in a regulatory setting, in order to allow for full public discussion and deliberation; and (2) indicated that the SIP would be modified to specifically address the issue. On October 15, 2003, the State Water Board adopted Resolution No. 2003-0070, which directed State Water Board staff to begin revisions on the SIP to modify narrative toxicity control provisions. On February 24, 2005, the State Water Board adopted Resolution No. 2005-0019, which directed State Water Board staff to introduce an amendment to the SIP to address narrative toxicity control provisions by January 2006. Narrative water quality objectives are often translated into numeric criterion when setting numeric effluent limitations in permits. This translation can lead to inconsistency between the Regions. Adoption of numeric water quality objectives improves the Water Board's ability to establish consistent toxicity effluent limitations across the state, thereby ensuring protection of aquatic life beneficial uses.

3.2 Existing Toxicity Objectives

The National Toxics Rule (NTR) establishes water quality criteria, or water quality objectives, for priority toxic pollutants (40 C.F.R § 131.36). The CTR establishes water quality criteria for a total of 126 priority pollutants (40 C.F.R § 131.38). Additional water quality objectives for some priority toxic pollutants are established in the Regional Water Boards' Basin plans. Each Basin plan includes narrative objectives for aquatic toxicity, described in more detail below. However, there are currently no consistent statewide

narrative or numeric aquatic toxicity water quality objectives (or criteria) for the protection of aquatic life and habitat.

In addition to the statewide CTR criteria, all nine Regional Water Boards have a narrative objective for aquatic toxicity in their Basin plan that is similar to the following language: “All waters shall be maintained free of toxic substances in concentrations that produce detrimental physiological responses in human, plant, animal, or aquatic life” (from the Central Valley Regional Water Quality Control Board’s (Central Valley Regional Water Board) Water Quality Control Plan for the Sacramento and San Joaquin River Basins, p. III-8.01, Central Valley Water Board 2009). Some of the Basin plans also contain specific numeric triggers and testing requirements (See Appendix D for the existing narrative objectives in the Basin plans).

3.3 Water Quality Assessment

Section 303(d) of the Clean Water Act (33 U.S.C. § 1313 (d)) and 40 C.F.R. § 130.7(b) requires states to identify water bodies where technology-based effluent limitations and other required controls fail to meet water quality objectives and are not supporting their beneficial uses. These substandard or impaired waters are placed on the Clean Water Act section 303(d) List of Water Quality Limited Segments.

In the 2016 California Integrated Report (State Water Resources Control Board, 2014b) approved by U.S. EPA ~~in July 2015~~ on April 8, 2018, ~~more than 188~~ excluding ocean waters and open bays, 323 California water bodies are listed as impaired because of known or unknown toxicity, including over 302,025 acres of enclosed Bays & Harbors, Estuaries, Lakes & Reservoirs and 4,361 miles of Rivers and Streams. Appendix ~~G-F~~ contains a list of water bodies impaired for known and unknown toxicity from the 2016 Integrated Report.

3.4 Total Maximum Daily Loads and Site-Specific Objectives

3.4.1 Total Maximum Daily Loads

Section 303(d) of the Clean Water Act requires states to identify water bodies where effluent limitations and other required controls fail to meet water quality objectives and are not supporting their beneficial uses (referred to as impaired waters). These impaired waters are placed on the Clean Water Act section 303(d) List of Water Quality Limited Segments (impaired water bodies). For waters on this list (and where the U.S. EPA administrator deems they are appropriate) the states are to develop TMDLs. A TMDL must account for all sources of the pollutants that caused the water to be listed. Federal regulations require that the TMDL, at a minimum, account for contributions from point sources (federally permitted discharges) and contributions from nonpoint sources. The TMDL includes a calculation of how much the pollutant loading must be reduced and a plan of action to do so. A TMDL is not fully self- implementing but serves as an informational tool or goal for the establishment of further pollution controls.

Although waters may be listed as an impaired water body for both known and unknown toxicants, if the toxicant responsible for the impairment is unknown, an assessment is typically conducted to discover the cause of toxicity prior to the development of a TMDL. Therefore, there are currently no existing TMDLs for unknown toxicity. However, in January 2018 there were approximately 68 TMDLs approved by U.S. EPA for known toxicants, such as metals, pesticides, and chloride, in California. In addition, there were 35 TMDLs for nitrogen or other related biostimulatory substances which may cause or contribute to toxicity in ambient waters. The TMDLs listed below are examples of TMDLs that use whole effluent toxicity tests.

~~Four~~ Six TMDLs that address toxicity include:

- The Total Maximum Daily Load for Toxicity, Chlorpyrifos, and Diazinon in the Calleguas Creek, its Tributaries and Mugu Lagoon was adopted into the Los Angeles Regional Water Control Board's Basin plan as Resolution No. R4-2005-009. This TMDL sets load allocations (LAs) and waste load allocations (WLAs) for chlorpyrifos and diazinon, as well as a TMDL for toxicity using a chronic Toxic Unit (TU_c) limit of 1.0 using the no observed effect concentration (NOEC) approach. In this TMDL, an exceedance of 1.0 TU_c, using the NOEC approach, triggers a TRE.
- The Salinas River Watershed Sediment Toxicity and Pyrethroid Pesticides in Sediment TMDL, was adopted by the Central Coast Regional Water ~~Quality Control~~ Board (~~Central Coast Regional Water Board~~) as Resolution No. R3-2016-0003. This TMDL uses an "additive" TU for pyrethroids in sediment. This is defined as a sum of toxicity units for individual types of pyrethroids. Each individual pyrethroids TU is defined as the measured concentration of pyrethroids in a sample divided by the specific median lethal concentration (LC₅₀) concentration of pyrethroids. When the sum of the individual TUs exceeds 1.0 TUs, the TMDL exceeds the numeric target for the TMDL.
- The Total Maximum Daily Load for Diazinon and Pesticide-Related Toxicity in Bay Area Urban Creeks was adopted by the San Francisco Regional Water Quality Control Board (San Francisco Regional Water Board) as a Basin plan amendment in Resolution No. R2-2005-0063. The toxicity TMDLs are assigned to storm water outfalls for storm water dischargers in the San Francisco Region. There are two TMDLs that assign a target of 1.0 TUs, one for acute and one for chronic toxicity. The acute target uses a NOAEC (no observed adverse effect concentration) approach and the chronic uses a NOEC. Every storm water outfall is assigned 1.0 TU allocations.

- ~~Finally, the~~ The Central Valley Regional Water Quality Control Board's Resolution No. R5- 2017-0057 was adoption as the Amendment to the Water Quality Control Plan for the Sacramento River and San Joaquin River Basins for the Control of Pyrethroid Pesticide Discharges. This amendment uses a biological endpoint to evaluate a TMDL for pyrethroid toxicity in sediment. The biological endpoint is the 10-day survival of *Hyalalela azteca*. The TMDLs are specifically for pyrethroid pesticides.
- The Pajaro River Watershed Chlorpyrifos and Diazinon TMDL was adopted by the Central Coast Regional Water Board as Resolution No. R3-2013-0011. This TMDL uses the biological endpoints of survival and reproduction of *Ceriodaphnia dubia* as stated in the basin plan.
- The Santa Maria River Watershed Toxicity and Pesticide TMDL was adopted by the Central Coast Regional Water Board as a Basin Plan Amendment through Resolution No. R3-2014-0009. The TMDL uses the biological endpoints of survival and reproduction of *Ceriodaphnia dubia* to evaluate the toxic effects of pesticides.

3.4.2 Site-specific Water Quality Objectives

The only site-specific water quality objective in the state is found in Colorado River's Basin plan, which is in addition to the Basin plan's region-wide narrative toxicity objective. The Mexican- American Water Treaty titled "Recommendations for Solution of the New River Boarder Sanitation Problem at Calexico, California – Mexicali, Baja California Norte" was approved by the Governments of the United States and Mexico effective on December 4, 1980. Minute No. 264 specifies qualitative and quantitative standards for the New River at the lagoon discharge canal, upstream of the discharge canal, at the international boundary, and upstream of the international boundary in Mexico. The qualitative and quantitative standards for the New River Minute No. 264 are incorporated into the Colorado River Regional Water Board's Basin plan as narrative and numeric water quality objectives (REF 3-7 of the Colorado Regional Board Basin plan). The site-specific water quality objectives for the New River include only narrative water quality objectives for aquatic toxicity. This narrative objective is consistent with Colorado River Regional Water Board's narrative toxicity water quality objective for all surface waters. The narrative water quality objective for the New River states:

"The waters shall be free from substances that may be discharged into the River as a result of human activity in concentrations which are toxic or harmful to human, animal or aquatic life or which may significantly impair the beneficial uses of such waters."

4. ENVIRONMENTAL SETTING

4.1 Current Toxicity Testing Requirements

As described in Chapter 3, toxicity in California is currently regulated through narrative water quality objectives established in each of the Regional Water Boards' Basin plans and implementation requirements found in the SIP. The regulatory measures used to determine compliance with these toxicity objectives vary, as existing NPDES permits and WDRs may contain numeric effluent limitations, and/or triggers for additional actions. The SIP requires the Regional Water Boards to use specific U.S. EPA test methods to determine compliance with narrative chronic toxicity objectives.

The SIP requires chronic toxicity tests to be conducted on at least one species of aquatic plant/algae, one vertebrate, and one invertebrate during an initial screening period; after which the most sensitive organism may be used for monitoring purposes. If repeated tests reveal toxicity, or if a discharge causes or contributes to toxicity in a receiving water body, then a TRE must be performed by the discharger. The SIP allows multiple dischargers to coordinate TRE implementation if they discharge to the same water body. Failure to comply with required toxicity testing and TRE studies within a designated period will result in appropriate enforcement action (State Water Board 2005b). While the SIP does not address acute toxicity tests, U.S. EPA has published approved methodology and recommendations for acute toxicity monitoring (U.S. EPA 2002a).

4.2 Assessment of Toxicity in California

Water Board staff, with assistance from the University of California, Davis, used existing toxicity data from the Surface Water Ambient Monitoring Program (SWAMP) and the California Environmental Data Exchange Network (CEDEN) databases to assess toxicity in each of the Water Board's regions. A report was prepared to summarize the findings of monitoring conducted by SWAMP and associated programs between 2001 and 2010 (Anderson et al., 2010). This is the most recent assessment report that is available. CEDEN is a statewide database that includes data produced by research and volunteer organizations. Table 4-2 displays information about the data used in the report, including date range, test methods, water type used, number of sites tested, and results.

For the assessment, data were originally submitted to the SWAMP/CEDEN databases, and a variety of statistical approaches were used to assess the data. In order to standardize the analysis of the entire data set, all control-sample comparisons were re-analyzed using the proposed TST statistical approach. Toxicity data were considered applicable for this analysis only if the toxicity test controls met test acceptability criteria as set by the test method protocols. To control for variation in test organism performance, every test result was expressed as a percentage of the survival or cell density observed in the laboratory control. Individual samples were then categorized as non-toxic or as having some toxicity, moderate toxicity, or high toxicity. Table 4-1 provides definitions for each category of toxicity.

Table 4-1. Categories of Conditions of Toxicity

Category	Conditions for Categorization
Non-toxic	No sample is ever toxic to any test species
Some Toxicity	At least one sample is toxic to one or more species, and all of the species' responses fall above their species-specific high toxicity threshold
Moderate Toxicity	At least one sample is toxic to one or more species, and at least one of the species' responses falls below their species-specific high toxicity threshold
High Toxicity	At least one sample is toxic to one or more species, and the mean response of the most sensitive species falls below its respective high toxicity threshold

The high toxicity threshold is determined for each species' biological endpoint from the entire data set summarized in the statewide report (Anderson et al., 2010). This threshold is the average of two numbers, both expressed as a percentage of the control performance. The first number is the data point for the 99th percentile of the Percent Minimum Significant Difference (PMSD). The second value is the data point for the 75th percentile of Organism Performance Distribution of all toxic samples, representing an organism's response on the more toxic end of the distribution. This average serves as a reasonable threshold for highly toxic samples.

Sample collection sites were generally located in lower watershed areas, such as tributary confluences or upstream and downstream of potential pollutant sources because these lower watershed sites drain larger areas with greater levels of human activity. A minority of the sites were selected probabilistically (i.e., at random). Therefore, these data primarily characterize the sites monitored, and cannot be used to make assumptions about unmonitored areas.

Additionally, samples were not evenly distributed throughout the regions. For example, over 400 samples were analyzed for the Central Valley Region, while only two samples were analyzed in the Santa Ana Region. Of all the regions with sufficient ambient toxicity data to be analyzed, the Central Coast Region had the largest percentage of samples showing high toxicity (28 percent). The rest of the regions that were analyzed ranged from 0 to 22 percent of samples showing high toxicity. The Santa Ana Region had the highest percentage of non-toxic samples at 100 percent. However, this was based on only two sites and a low number of samples.

Of the 617 sites monitored for water toxicity in this assessment, 327 (53%) had at least one sample in which toxicity to at least one test species was observed. Of these, 65 (10.5% of the total) were classified as high toxicity sites, meaning that the average result for the most sensitive species in all samples at the site was more toxic than the high toxicity threshold for that species.

Table 4-2. Toxicity Assessments of California Waters

Region	Years	Acute Toxicity Test Methods	Chronic Toxicity Test Method	Water Tested	No. of sites	Results
San Francisco Bay (R2)	2001-2006	<i>C. dubia</i> <i>P. promelas</i>	<i>S. capricornutum</i>	Ambient freshwater	48	Non-toxic: 63% Some toxicity: 31% Moderate toxicity: 6% High toxicity: 0%
Central Coast (R3)	2001-2010	<i>C. dubia</i> <i>P. promelas</i> <i>C. variegatus</i> <i>A. affinis</i> <i>H. azteca</i> <i>T. pseudonana</i>	<i>S. capricornutum</i>	Ambient freshwater and saltwater	164	Non-toxic: 33% Some toxicity: 18% Moderate toxicity: 21% High toxicity: 28%
Los Angeles (R4)	2001-2009	<i>C. dubia</i> <i>P. promelas</i> <i>M. galloprovincialis</i>	<i>S. capricornutum</i>	Ambient freshwater and saltwater	127	Non-toxic: 85% Some toxicity: 9% Moderate toxicity: 2% High toxicity: 4%
Central Valley (R5)	2003-2007	<i>C. dubia</i> <i>P. promelas</i>	<i>S. capricornutum</i>	Ambient freshwater	436	Non-toxic: 49% Some toxicity: 33% Moderate toxicity: 17% High toxicity: 1%
Lahontan (R6)	2003-2004	<i>C. dubia</i> <i>P. promelas</i>	<i>L. minor</i>	Ambient freshwater	4	Non-toxic: 25% Some toxicity: 25% Moderate toxicity: 50% High toxicity: 0%
Colorado River Basin (R7)	2002-2008	<i>C. dubia</i> <i>P. promelas</i> <i>A. affinis</i> <i>H. azteca</i>	NA	Ambient freshwater	18	Non-toxic: 72% Some toxicity: 6% Moderate toxicity: 6% High toxicity: 16%
Santa Ana (R8)	2005	<i>C. dubia</i> <i>P. promelas</i>	NA	Ambient freshwater	2	Non-toxic: 100% Some toxicity: 0% Moderate toxicity: 0% High toxicity: 0%
San Diego (R9)	2002-2008	<i>C. dubia</i> <i>H. azteca</i>	<i>S. capricornutum</i>	Ambient freshwater	65	Non-toxic: 61% Some toxicity: 22% Moderate toxicity: 9% High toxicity: 8%

North Coast Region 1

An assessment of water column toxicity could not be made for the North Coast Region because very little quantitative information is available on most water bodies in this Region (Stillway 2012).

San Francisco Bay Region 2

In the San Francisco Bay Region, most samples were non-toxic or showed some toxicity. Sixty- three percent of the samples for the *Ceriodaphnia dubia* (water flea) tests were deemed non- toxic, 31 percent showed some toxicity, six percent were moderately toxic, and no samples were highly toxic. For *Pimephales promelas* (fathead minnow), 60 percent of the samples were non-toxic, 10 percent showed some toxicity, 17 percent were moderately toxic, and 14 percent displayed high toxicity. Finally, for *Selenastrum capricornutum* (freshwater algae), 26 percent were non-toxic, 47 percent showed some toxicity, four percent were moderately toxic, and 22 percent displayed high toxicity. Correlation analyses and toxicity identification evaluations showed that the majority of toxicity was caused by pesticides at sampling sites located in close proximity to agricultural and urban areas. Pyrethroids were identified as the primary cause of toxicity to *C. dubia* in agricultural areas, while urban areas showed organophosphate and pyrethroid contamination (Anderson et al. 2012a).

Central Coast Region 3

In the Central Coast Region, there was a relatively even spread across the four categories of toxicity. Thirty-three percent of the samples were non-toxic, 18 percent showed some toxicity, 21 percent were moderately toxic, and 28 percent were highly toxic. Water column toxicity was strongly related to the percentage of agricultural land but was not significantly related to percentage of urban land use. Toxicity identification evaluation (TIE) studies in the Central Coast Region have demonstrated that freshwater toxicity to *C. dubia* was caused primarily by the organophosphate pesticides chlorpyrifos and diazinon, while marine toxicity to *Mytilus galloprovincialis* (mussel) and *Atherinops affinis* (topsmelt) was attributed to mixtures of cationic metals (Anderson et al. 2012b).

Los Angeles Region 4

In the Los Angeles Region, most of the samples were non-toxic (85 percent). Nine percent showed some toxicity, two percent were moderately toxic, and four percent displayed high toxicity. While there were no significant associations between water column toxicity and land use, chemical analyses indicated that the organophosphate pesticides chlorpyrifos and diazinon were the primary cause of toxicity to *C. dubia* (Anderson et al. 2012c).

Central Valley Region 5

In the Central Valley Region, about half of the samples were non-toxic (49 percent). Thirty-three percent showed some toxicity, 17 percent were moderately toxic, and one percent showed high toxicity. Data was collected at a large number of less-developed sites, so

comparisons of toxicity with land use had limited benefit. Correlation analyses and TIEs indicated that a combination of organophosphate and pyrethroid pesticides were the primary cause of toxicity to *C. dubia* (Markiewicz et al. 2012).

Lahontan Region 6

In the Lahontan Region, there were no high toxicity results. Twenty-five percent of the tests were non-toxic, another 25 percent showed some toxicity, and 50 percent were moderately toxic. Water column toxicity was elevated in agricultural, urban, and mixed agricultural-urban areas compared to the surrounding undeveloped land. Toxicity to *Limna* minor was attributed to the herbicide Transline®, while the cause of toxicity to *P. promelas* was inconclusive (Stillway et al. 2012b).

Colorado River Basin Region 7

In the Colorado River Basin Region, most test results were non-toxic (75 percent). Six percent showed some toxicity, another six percent were moderately toxic, and 16 percent displayed high toxicity. The minimal number of sites utilized in the land use analysis made it difficult to establish trends. However, it was determined that the survival of test organisms in freshwater samples from sites with greater than 10 percent urban use and less than 25 percent agricultural use was found to be significantly lower than survival rates at sites in other categories.

Correlation analyses and TIEs conducted between 1993 and 2008 have identified a wide range of contaminants, including organophosphate and pyrethroid pesticides, surfactants, and non- polar organic compounds (Anderson et al. 2012d).

Santa Ana Region 8

A very limited number of samples (only two) were analyzed for the Santa Ana Region. Neither of these samples showed any toxicity (Stillway 2012c).

San Diego Region 9

In the San Diego Region, most samples were non-toxic (61 percent). Twenty-two percent showed some toxicity, nine percent were moderately toxic, and eight percent displayed high toxicity. For the most part, sites in the San Diego Region were not toxic to *C. dubia*, but the few sites that were found to be toxic were located in areas with urban land use within one kilometer upstream. In contrast, algal toxicity was found at low to moderate levels throughout the San Diego Region, both in urban and in less-developed areas. A series of municipal storm water reports from 2004 to 2010 were reviewed to determine the cause of freshwater toxicity in the San Diego Region. These reports found organophosphate and pyrethroid pesticides to be the primary toxicants. Three studies examining storm water runoff were used to assess the cause of toxicity in marine waters. These studies found metal constituents, primarily cations of zinc and copper, to be the primary toxicants (Anderson et al. 2012e).

4.3 Bioregions of California

California contains a wide variety of bioregions, from desert environments below sea level, to coastal areas, to alpine areas of 14,000 feet or more in elevation. The diversity of geography in conjunction with variations in temperature and moisture leads to a significant diversity of biological resources. California has the highest total number of species and the highest number of endemic species within its borders as compared with any other state. California also has the highest number of rare species, typically listed under the federal and state Endangered Species Acts. About one-third of those species are at risk, meaning these species have the potential for local or global extinction.

California is divided geographically into bioregions (CBC 2008), classified by relatively large areas of land or water, which contain characteristic, geographically distinct assemblages of natural communities and species. The biodiversity of flora, fauna, and ecosystems that characterize a bioregion tend to be distinct from that of other bioregions. California is divided into 10 bioregions: Modoc, Klamath/North Coast, Sacramento Valley, Bay Area/Delta, Sierra, San Joaquin Valley, Central Coast, Mojave Desert, South Coast, and Colorado Desert. See Appendix C for detailed information on the bioregions of California.

5. ANALYSIS OF PROJECT OPTIONS

This chapter describes the major issues identified during the scoping and development process and provides a discussion of the State Water Board's rationale for the Provisions. The ~~seven~~eleven identified major issues are:

- Issue A. What types of water quality objectives should be established for chronic and acute toxicity?
- Issue B. Should specific test methods amenable to the TST approach be required for determining compliance with NPDES permits and meeting water quality objectives and effluent limitations?
- Issue C. What statistical approach should be required?
- Issue D. Should species sensitivity screening be required?
- Issue E. Which procedure should be used for determining reasonable potential?
- Issue F. What water quality based effluent limitations should be used for toxicity in the State of California?
- Issue G. What monitoring frequencies should be established?
- Issue H. How should Mixing Zones and Dilution Credits be determined?
- Issue I. How should we determine when a toxicity reduction evaluation is required?
- Issue J. What should be required of storm water dischargers?
- Issue K. What should be required of nonpoint source dischargers?

As options are discussed for each issue, option 1 is the preferred and recommended option throughout this chapter.

To determine the current conditions for all issues evaluated in chapter 5, and the change that would result from adoption of the preferred option, State Water Board staff reviewed Regional Basin plan language and a representative sample of non-storm water NPDES permits (Appendix H). The representative sample of permits reviewed consisted of two or more non- storm water NPDES permits from each regional water board that established typical permit requirements for chronic and acute toxicity requirements in non-storm water NPDES permits. Regional Water Board staff reviewed the list of permits selected and confirmed that the sample permits from their region were indeed representative of chronic and acute toxicity permit requirements within their region. In some cases, Regional Water Board staff recommended other permits be evaluated. All permits recommended by Regional Water Boards were also evaluated.

5.1 Water Quality Objectives

5.1.1 Issue A. What types of water quality objectives should be established for chronic and acute toxicity?

Current Conditions

All Regional Water Board's Basin plan contain narrative toxicity objectives that prohibit toxic substances in toxic amounts. The following objective from the San Diego Regional Water Board's Basin plan is the most common example of the narrative objectives found in Regional Basin plans:

"All waters shall be maintained free of toxic substances in concentrations that are toxic to, or that produce detrimental physiological responses in human, plant, animal, or aquatic life. Compliance with this objective will be determined by use of indicator organisms, analyses of species diversity, population density, growth anomalies, bioassays of appropriate duration, or other appropriate methods as specified by the Regional Board.

The survival of aquatic life in surface waters subjected to a waste discharge or other controllable water quality factors shall not be less than that for the same water body in areas unaffected by the waste discharge or, when necessary, for other control water that is consistent with requirements specified in U.S. EPA, State Water Resource Control Board, or other protocol authorized by the Regional Board. As a minimum, compliance with this objective as stated in the previous sentence shall be evaluated with a 96-hour acute bioassay.

In addition, effluent limits based upon acute bioassays of effluents will be prescribed where appropriate, additional numerical receiving water objectives for specific toxicants will be established as sufficient data become available, and source control of toxic substances will be encouraged."

The San Francisco and Los Angeles Regional Water Boards also have acute toxicity water quality objectives in their basin plans. These acute toxicity water quality objectives are based on percent survival. The San Francisco Regional Water Boards has the following acute toxicity water quality objective in their basin plan:

"There shall be no acute toxicity in ambient waters. Acute toxicity is defined as a median of less than 90%, or less than 70%, 10% of the time, of test organisms in a 96-hour static or continuous flow test."

An overview of the existing toxicity objectives is provided in Appendix D: Aquatic Toxicity Objectives Contained in Regional Board Basin plans. Currently these objectives, along with the implementation requirements established in Section 4 of the SIP, provide the basis for regulating toxicity within NPDES permits, WDRs, and waivers of WDRs.

Currently, the State Water Board and Regional Water Board work together to assess compliance with narrative water quality objectives in basin plans for the purposes of 303d and 305b listing. The Water Boards use data analyzed by laboratories using traditional t-tests, entered into CEDEN to create Lines of Evidence (LOE) for listing and de-listing waterbodies. Upon approval, the Regional Water Boards recommended 303(d) List is submitted to the State Water Board and compiled into a statewide 303(d) List. The statewide 303(d) List is subject to the approval of the State Water Board and the U.S. EPA.

Issue Description

Although the narrative toxicity objectives are mostly consistent across the regions, there is inconsistency in the translation of the narrative objectives to numeric levels used for determining reasonable potential and effluent limitations in NPDES permits and for evaluating whether or not the narrative water quality objective is met in the surface waters. Clear and specific numeric toxicity objectives are needed to help ensure consistent statewide protection of aquatic life.

Options

Option 1 - Preferred: Retain the narrative water quality objectives in basin plans and establish statewide numeric water quality objectives for chronic and acute toxicity in the form of a numeric null hypothesis and alternative hypothesis which relies on regulatory management decisions.

Retaining Narrative Objectives

The Provisions would establish statewide numeric water quality objectives for both chronic and acute aquatic toxicity. Under this option, except where a conflict exists, the Provisions would not supersede the narrative water quality objectives in the basin plans. [In many instances, compliance with the numeric water quality objectives in the Provisions would likely be used to determine compliance with the narrative water quality objective in a basin plan.](#)

Retaining the narrative objectives in basin plans would allow Regional Water Boards to continue to use their narrative toxicity water quality objectives to assess and protect the quality of surface waters. Regional Water Boards would also be able to use their narrative water quality objectives to derive chemical-specific limits, targets, or thresholds to protect water quality. The Provisions would supersede basin plan provisions to the extent that they specify procedures of assessing compliance with any numeric or narrative toxicity water quality objective or specify aquatic toxicity testing and/or interpretation of toxicity data. An indication of the language that would be superseded by the Provisions is available in Appendix E.

Establishing Numeric Water Quality Objectives in the Form of a Null Hypothesis and Alternative Hypothesis

The numeric water quality objectives would be stated in the form of a null hypothesis expression paired with an alternative hypothesis expression, which would rely on a regulatory management decision (RMD). The RMD, as described in more detail below, represents the maximum allowable error rates and thresholds for toxicity that would result in an unacceptable risk to aquatic life. Attainment of the water quality objective is demonstrated by conducting toxicity testing, analyzing the data using the TST statistical approach, and rejecting the null hypothesis. The alternative hypothesis is accepted when the null hypothesis is rejected.

Statewide numeric water quality objectives for both chronic and acute toxicity would rely on a type of statistical hypothesis testing, called the TST. The TST is based on a type of hypothesis testing referred to as bioequivalence testing. The TST provides a direct approach to analyze whether the response of test organisms to ambient ~~receiving~~ water is less than a predetermined proportion of the control response that is considered unacceptably toxic, and to analyze whether that difference is statistically significant. This option would work in conjunction with Option 1 of Issue C using the TST approach and Option 1 of Issue F for effluent limitations.

The chronic toxicity water quality objective would be the following null and alternative hypotheses:

H_0 : Mean response (ambient ~~receiving~~ water) $\leq 0.75 \cdot$ mean response (control)

In general terms, the null hypothesis would be the following statement: the ambient ~~receiving~~ water is toxic because the test organism RESPONSE (e.g., survival, reproduction, growth) in the ambient receiving water sample is less than or equal to 75 percent of the test organism RESPONSE in the control water sample.

H_a : Mean response (ambient ~~receiving~~ water) $> 0.75 \cdot$ mean response (control)

In general terms, the alternative hypothesis would be the following statement: the ambient ~~receiving~~ water is not toxic because the test organism RESPONSE (e.g., survival, reproduction, growth) in the ambient receiving water sample is greater than 75 percent of the test organism RESPONSE in the control water sample.

The acute toxicity water quality objective would be the following null and alternative

hypotheses: H_0 : Mean response (ambient ~~receiving~~ water) $\leq 0.80 \cdot$ mean response (control)

In general terms, the null hypothesis would be the following statement: the ambient ~~receiving~~ water is toxic because the test organism RESPONSE (e.g., survival) in the

ambient receiving water sample is less than or equal to 80 percent of the test organism RESPONSE in the control water sample.

H_a : Mean response (ambient ~~receiving~~ water) > 0.80 • mean response (control)

In general terms, the alternative hypothesis would be the following statement: the ambient ~~receiving~~ water is not toxic because the test organism RESPONSE (e.g., survival) in the ambient receiving water sample is greater than 80 percent of the test organism RESPONSE in the control water sample.

Attainment of the water quality objective is demonstrated by conducting toxicity testing, analyzing the data using the TST statistical approach, and rejecting the null hypothesis. When the null hypothesis is rejected, the alternative hypothesis is accepted in its place, and there is no exceedance of the water quality objective. An exceedance of the water quality objective is demonstrated by failing to reject the null hypothesis.

To determine whether ambient ~~receiving~~ water meets numeric water quality objectives, the “sample” would be undiluted ambient ~~receiving~~ water that is a representative sample of the waterbody. Compliance with effluent limitations would be determined at the IWC using the most sensitive species, as described in Option 1 of Issue F (effluent limitations). The water quality objective applies to all ambient waters for inland surface waters, enclosed bays, and estuaries and coastal lagoons whether or not the water body or sample location is downstream from a discharge. Ambient water refers to a sample taken from the water body of concern that may or may not be influenced by a discharge.

Regulatory Management Decisions and Error Rates

The RMD represents the maximum allowable error rates and thresholds for toxicity that would result in an unacceptable risk to aquatic life. The difference between the effects of the test sample and the control will never be exactly zero, thus they will never be bioequivalent (Ereckson and McDonald 1995). The RMD is set at a level that takes into consideration natural variation in test organism response. When using the TST approach, these RMDs are intended to identify unacceptable toxicity in WET tests when it occurs, while also minimizing the probability that the IWC is declared toxic when it is non-toxic.

The RMD for chronic toxicity test is set at 75 percent, or 0.75, which means that a 25 percent or more effect in the test sample is considered evidence of unacceptable chronic toxicity. The RMD for acute toxicity is set at 80 percent, or 0.80, which means a 20 percent or more effect in the test sample is consider evidence of unacceptable acute toxicity.

The selected RMDs for chronic and acute toxicity are consistent with the RMDs included in the peer reviewed U.S. EPA National Pollutant Discharge Elimination System Test of Significant Toxicity Technical Document (TST Technical Document) (U.S. EPA 2010b). Section 1.4 of the TST Technical Document provides a detailed discussion of how the RMD values were developed and tested during the development of the TST approach. Guidance taken from the U.S. EPA Technical Support Document for Water Quality-Based Toxics Control (Technical Support Document) in conjunction with peer reviewed literature

was used to set appropriate RMD values. Using a 25 percent effect threshold as the RMD value is consistent with U.S. EPA's use of IC₂₅ as an acceptable effect threshold for determining chronic toxicity. In addition, both the Technical Support Document and scientific literature supports the use of a 25 percent effect as a toxic threshold above which ecological effects are likely. The acute RMD value threshold of 20 percent effect is consistent with peer reviewed literature indicating that a greater than 20 percent mortality is likely to result in ecological effects. Furthermore, the State Water Board's external peer review process independently demonstrated support for the use of the RMDs in the Provisions.

All statistical hypothesis tests have some probability of making an error when accepting or rejecting the null hypothesis. An RMD is an explicit, transparent decision based on achieving desired rates for both Type I (i.e., alpha or α) and Type II (i.e., beta or β) errors. A Type I error (α) results when the null hypothesis is rejected but is in fact true. A Type II error (β) results when the null hypothesis is not rejected but is in fact false. Using the RMDs in the Provisions, both α and β are accounted for and error rates are minimized.

In the WET program, the bioequivalence value (b) is the fraction of the control response that is considered a threshold for toxicity. For chronic testing in EPA's WET program, the b values in the TST null hypothesis is set at 0.75, which means 25 percent effect (or more) is considered evidence of unacceptable toxicity. Effluent responses substantially less than 25 percent would be interpreted as a lower risk potential. For acute WET tests, the b value is set at 0.80, which means that a 20 percent effect (or more) is considered evidence of unacceptable toxicity.

The acute RMD toxicity level is higher than the chronic RMD toxicity level because of the severe environmental implications of acute toxicity, such as lethality or organism death (U.S. EPA 2010).

Organism responses in the test sample and in the control are unlikely to be exactly the same, even if no toxicity is present. They might differ by such a small amount that even if the difference in responses was statistically significant, it would be considered negligible biologically. Using the TST approach with an RMD acknowledges the fact that test organism response can be less than the control organism response and still be considered acceptable, and it accounts for variability organism response.

Table 5-1. Summary of regulatory management decisions (RMDs) identified in U.S Environmental Protection Agency’s Test of Significant Toxicity for analyzing whole effluent toxicity (WET) and ambient toxicity data (Diamond et. al. 2011)

RMD	Acute toxicity endpoints	Chronic toxicity endpoints
“b” value	0.80	0.75
Effect level at and above which sample is declared toxic at least 75% of the time	20%	25%
Effect level at and below which a sample is declared not toxic at least 95% of the time	10%	10%

Difference Between Traditional Hypothesis Testing and the TST Approach

In hypothesis testing, the statistical approach is used to either “reject” or “fail to reject” the null hypothesis. When using the TST approach (Chapter 5.3.1 Issue C, Option 1), or reversed hypothesis testing, the null hypothesis states, “the sample is toxic,” and attainment with the water quality objective is demonstrated by rejecting the null hypothesis. The alternative hypothesis is “the sample is not toxic.” In contrast, the null hypothesis (H_0) in traditional hypothesis testing generally states that there is no difference between the organism’s response in the test water sample and the organism’s response in the control water. In other words, the traditional null hypothesis is “the sample is not toxic.”

Using the TST, the null hypothesis is rephrased to ask if the mean response of the organism in the test sample (e.g., ambient receiving water) is less than a defined biological amount. The null hypothesis is stated to allow some percent difference from the control to be acceptable.

The Food and Drug Administration has successfully used this approach in bioequivalence testing for many years to evaluate drugs, as have many researchers in other biological fields. In addition, this approach has been used to evaluate required cleanup for superfund sites. This option directly incorporates statistical significance and biological importance through the use of the RMD.

This use of the TST approach would also define both the both α and β error rates (U.S. EPA 2010b). Although the U.S. EPA test method manuals require an α of 5 percent (0.05), a level of β is not specified in traditional hypothesis testing (U.S. EPA 1995, 2002 a, b, c). The TST approach defines both the α and β error rates to further protect water quality. Defining both α and β provides greater confidence that truly non-toxic effluent samples are identified as non- toxic and truly toxic effluent samples are identified as toxic. Defining α also accounts for normal method variability; further ensuring that an

effluent is correctly declared toxic or non-toxic.

Correctly identifying toxicity in effluent is often a critical first step in implementing control measures to protect beneficial uses in receiving waters.

Besides failing to specify β , the traditional hypothesis testing presents two other issues when analyzing data. The first issue is that this approach does not clearly define how much of a difference between the test organism's response and the control organism's response will result in rejecting the null hypothesis. A statistically significant difference may or may not be biologically significant. The second issue is that a traditional hypothesis approach provides no incentive to produce high quality data. Using a traditional hypothesis test, an exceedance of the water quality objective occurs only when the null hypothesis is rejected. The lower the quality of the test data, (i.e., data with high within-test variability), the more difficult it is to reject the null hypothesis. Thus, with a traditional hypothesis test, low quality data is less likely to detect toxicity and lead to an exceedance of the water quality objective. Using the TST approach, with a restated null hypothesis, an exceedance of the water quality objective occurs only when the null hypothesis cannot be rejected. Because higher quality data can help with rejecting the null hypothesis dischargers have an incentive to produce high quality data with low within-test variability.

Comparison of Current Conditions and the Preferred Option

Under the preferred option, the narrative aquatic toxicity water quality objectives in the Regional Water Board basin plans would be retained. In addition to these narrative objectives, statewide numeric water quality objectives for aquatic toxicity would be established. The Provisions would only supersede basin plan provisions to the extent that they specify procedures of assessing compliance with any numeric or narrative toxicity water quality objective or specify toxicity testing and/or interpretation of toxicity data.

Numeric water quality objectives for chronic and acute aquatic toxicity will provide a more consistent assessment of toxicity in ambient surface waters with greater confidence in the results because numeric water quality objectives provide clear RMDs for unacceptable toxicity, which unlike narrative objectives, are not subject to interpretation. In addition, because the numeric water quality objectives in the Provisions include null hypotheses which state that the effluent is toxic, discharges have an incentive to provide high quality data, with low within-test variability, to ensure that the null hypothesis can be rejected when the mean effect is below the RMD. Lower within-test variability will further improve the accuracy of aquatic toxicity tests.

Clear numeric RMDs and an incentive to produce lower within-test variability would help achieve project goal number 1— to adopt consistent, statewide water quality objectives for acute and chronic toxicity that are protective of California's water from both known and unknown toxicants.

For the purposes of 305(b) assessments and 303(d) listing analyses and determining whether a water body exceeds the numeric water quality objective, statistical analysis of the water quality objectives would now be done using the TST approach, as described in option 1 of Issue C. Analyzed data would continue to be uploaded to CEDEN, from which the State Water Board would develop Lines of Evidence (LOE). Regional Boards would continue to use LOEs and best professional judgement to assess compliance with narrative water quality objectives, as well as the numeric water quality objective.

In 2011, the State Water Board conducted a comparison of toxicity test data analyzed using the TST approach compared to other current statistical approaches. The TST Test Drive found that other current statistical approaches tended to declare toxicity tests with high within-test variability as non-toxic, even if the mean effect was high, some well above a 25 percent effect. The TST approach, on the other hand, declared tests non-toxic if they have low within-test variability, and if the mean effect was below the RMDs. The TST approach declared all tests with a mean effect above the RMD as toxic regardless of within-test variability. In addition, the TST approach declared some tests as toxic that had a mean effect below the RMD but also had high within-test variability. This is because high variability reduces a test's power, or the confidence to reject the null. The analysis concluded that the results of both the TST approach and the current statistical approaches agree over 90 percent of the time, indicating that the use of the TST is not expected to change the number of exceedances over the current status. For those tests where the TST approach provided a different outcome than current statistical approaches, the TST approach appeared to perform better and provided a greater confidence in the outcome. Both the TST and other statistical approaches identified some tests as toxic that other approaches did not; therefore, even though the TST approach provides greater confidence in the toxicity assessment, the overall number of exceedances is not expected to increase using the TST approach compared to other current statistical approaches. Thus, the number of waterbodies determined to be impaired for toxicity is also likely to remain about the same using the TST approach or other current statistical approaches. However, assessment using numeric water quality objectives and the TST approach may identify toxicity in different waterbodies than other current statistical approaches. The TST Test Drive analysis is discussed further in Option 1 of Issue C.

Receiving water limitations are established in WDRs to ensure that a discharger does not cause or contribute to an exceedance of water quality objectives. Currently receiving water limitations for toxicity are typically narrative limitations stating the discharger shall not discharge toxic substances in toxic amounts. It is likely that the Regional Water Boards would include receiving water limitations in permits based on the numeric water quality objectives indicated in the Provisions. While a net increase in toxicity detections is not expected, it is possible that a discharger may be identified as exceeding the numeric toxicity receiving water limitation.

Advantages and Disadvantages

This option has the advantage of consistent statewide numeric toxicity water quality objectives which incorporate RMDs. Using the chronic and acute toxicity null hypotheses in conjunction with the TST approach, the Water Boards will be better able to define unacceptable levels of toxicity. This will lead to greater confidence in making a determination regarding the presence of toxicity.

Using RMDs, paired with the TST approach provides a clear, transparent way to determine if there is an exceedance of the numeric toxicity water quality objectives. The RMDs, paired with established α and β rates, provide a high level of confidence in the results from toxicity tests.

Using the TST approach which incorporates RMDs and both Type I and Type II error assure that when a test results in a fail, there is a high degree of certainty that the toxicity detected is biologically significant. Restating the null hypothesis requires dischargers to produce high quality results to reject the null hypothesis, as described in more detail in Option 1 of Issue C, thus assuring that when a test results in a pass, there is a high degree of confidence that the sample is not toxic.

Option 2: Retain the narrative objectives in basin plans, and establish statewide numeric water quality objectives for chronic and acute toxicity based on an effect concentration

Under this option, the narrative objectives would not be superseded except to the extent of any conflict. The Provisions would establish a statewide numeric water quality objective for chronic toxicity based on either the NOEC or EC₂₅. The choice of using NOEC or EC₂₅ would depend on the statistical approach chosen as considered in Issue C. Regional Water Boards could continue to use their narrative toxicity water quality objectives to assess and protect the quality of surface waters. Regional Water Boards would also be able to use their narrative water quality objectives to derive chemical-specific limits, targets, or thresholds to protect water quality.

The NOEC is the highest concentration of ambient receiving water or effluent in which no adverse effects are observed in the aquatic test organisms. The EC₂₅ is a point estimate of the toxicant concentration that would cause an observable effect in 25 percent of the test organisms.

The NOEC and EC₂₅ endpoints are applied as an effect at a certain concentration of either effluent or ambient receiving water. Because water quality objectives are intended to protect beneficial uses in undiluted ambient receiving waters, a water quality objective would therefore need be applied as 100 percent ambient receiving water. If the NOEC is used for establishing a chronic water quality objective the chronic toxicity water quality objective would be:

The NOEC shall not be less than 100 percent ambient receiving water.

If the EC₂₅ is used for establishing a chronic water quality objective the chronic toxicity water quality objective would be:

The EC₂₅ shall not be less than 100 percent ambient receiving water.

The California Ocean Plan expresses acute and chronic water quality objectives in acute toxicity units (TU_a) and chronic toxicity units (TU_c). These toxicity units are derived using either a NOEC, EC₂₅, or an LC₅₀. Under this option the acute and chronic water quality objectives could be expressed as 0.3 TU_a and 1.0 TU_c, as similarly expressed in the California Ocean Plan, and as recommended by U.S. EPA in the Technical Support Document.

The acute toxicity water quality objective could be based on a point estimate approach, such as an LC₅₀. An LC₅₀ is the concentration of ambient receiving water or effluent that would cause death in 50 percent of the test organisms. U. S. EPA has recommended an acute criterion maximum concentration of 0.3 TU_a (U.S. EPA 1991). The Technical Support Document defines acute toxicity units as TU_a = 100/ LC₅₀. This objective is compatible with high dilution waters and has been incorporated into the California Ocean Plan as an objective. However, this objective would not be protective of inland surface waters that have little or no dilution or mixing because an acute objective of 0.3 TU_a is not achievable without dilution. An issue with using a point estimate to develop an acute water quality objective is that an objective relying on a lethal concentration or acute toxicity units has not been developed for waters with low dilution or no dilution available. Since California has several effluent dominated water bodies, an acute effluent limit would need to be developed that would be compatible with waters where no dilution or mixing is available. The Water Board would need to establish the protective level for acute toxicity by establishing a lethal concentration (LCx) of less than an LC₅₀, which could be used for an acute water quality objective.

For both chronic and acute toxicity, the application of this approach for the California non-permitting programs, such as SWAMP, would require these programs to conduct all toxicity tests with multiple concentrations (i.e., dilutions of the receiving water). This requirement would add additional cost to these programs.

The water quality objectives in this option would rely on either a NOEC statistical approach or a point estimate approach. These approaches are discussed in options two and three of Issue C. The advantages and disadvantages of these statistical approaches are discussed under those options.

Option 3: No Action

Under this option, the Water Boards would continue to use the water quality objectives for toxicity in each respective basin plan. However, despite the implementation measures established in the SIP, this approach has led to regulatory inconsistencies and potential impacts to aquatic life beneficial uses. This option would not meet project goal 1—to adopt consistent, statewide water quality objectives for acute and chronic toxicity that are

protective of California's waters from both known and unknown toxicants. Narrative water quality objectives are not applied consistently across the state, providing uneven levels of protection of aquatic life beneficial uses and regulatory uncertainty. This option would also fail to meet project goals 2 and 3 as no program of implementation or a consistent flexible framework for monitoring would be adopted. Finally, this option would fail to meet project goal 4 as no statewide statistical approach would be adopted.

5.2 Aquatic Toxicity Test Methods

5.2.1 Issue B. Should specific test methods amenable to the TST approach be required for determining whether ambient receiving water meets numeric water quality objectives and for assessing compliance with applicable permit terms?

Current Conditions

In aquatic toxicity tests, organisms of a particular species are held in test chambers and exposed to an aqueous-based sample (e.g., effluent, storm water, receiving water), and observations are made at predetermined exposure periods. At the end of the test, the responses of test organisms are used to estimate the effect of the sample.

Most basic aquatic toxicity tests expose organisms for varying periods ranging from acute 24-hour exposures measuring survival, to chronic 7-day exposures measuring survival, growth and reproduction. Water or sediment samples are divided into several replicate exposure chambers and tested simultaneously with a control consisting of laboratory water. Water samples can also be diluted into multiple concentrations to estimate the magnitude of toxicity present in the sample. Biological observations are recorded for each replicate both during and at the termination of the exposure. These replicate observations form the basis of the statistical analyses.

Generally, NPDES permits, including storm water permits, require use of the applicable test methods listed in 40 CFR part 136. Permit writers may include requirements for the use of toxicity test methods that are not identified in part 136 on a permit by permit basis. A review of representative non-storm water NPDES permits from each of the regions found that generally all the permits reviewed use test methods and species amenable to the TST approach and acceptable for use according to the Provisions. Two of the permits reviewed for the discharge to saline waters required a shrimp species that are not included in Table 1 of the Provisions.

Laboratories that participate in the State Water Board's SWAMP program typically use methods in the U.S. EPA method manuals for toxicity testing. Other methods may be used for special studies, including using test species that are more sensitive to specific pesticides or chemicals.

Issue Description

There is no statewide consistency in the selection of a particular test method and the analysis of the toxicity testing data. A variety of statistical approaches can be used to analyze the biological responses (e.g. growth, reproduction) generated from the toxicity tests as discussed in Issue C. Any experimental design paired with an incompatible statistical approach could lead to the incorrect characterization of aquatic toxicity and the inability to compare toxicity impacts across the state. To provide clean and concise data analysis, and consistent use among all permit and across all programs, the U.S. EPA test methods selected for determining whether ambient receiving water meets numeric water quality objectives and for assessing compliance with applicable NPDES permit terms effluent limitations should be amenable to the required statistical analysis.

Options

Option 1 – Preferred: Require U.S. EPA’s established methods that are compatible with the TST

For determining whether ambient receiving water meets numeric water quality objectives and for determining compliance with effluent limitations and applicable permit terms, the State Water Board would require the use of U.S. EPA toxicity test methods that are amenable to the TST approach⁶. The required U.S. EPA toxicity test methods are listed in Section IV.B.1.b. of the Provisions. The U.S. EPA toxicity test methods listed in the Provisions are appropriate for use with the statistical approaches considered in Issue C, including the TST approach.

The list of test methods in Section IV.B.1.b of the Provisions would be used to measure toxicity. This list of test methods in the Provisions would supersede the list of recommended test methods listed in Section 4 of the SIP, which do not include test methods for acute toxicity.

Using the test methods listed in the Provisions would ensure that all toxicity test methods used to assess whether ambient receiving water meets numeric water quality objectives or compliance with applicable permit terms can be paired with a compatible statistical approach.

⁶ U.S. EPA Method Manuals for acute toxicity include; Measuring the Acute Toxicity of Effluents and Receiving Waters to Freshwater and Marine Organisms, Fifth Edition (EPA-821-R-02-012). U.S. EPA Method Manuals for chronic toxicity include: Short-term Methods for Estimating the Chronic Toxicity of Effluents and Receiving Waters to Freshwater Organisms, Fourth Edition (EPA-821-R-02-013); Short-term Methods for Estimating the Chronic Toxicity of Effluents and Receiving Waters to Marine and Estuarine Organisms, Third Edition (EPA-821-R-02-014); and Short-term Methods for Estimating the Chronic Toxicity of Effluents and Receiving Waters to West Coast Marine and Estuarine Organisms, First Edition (EPA-600-R-95-136).

In addition to correct statistical paring, this option provides clear direction regarding when to use marine versus freshwater test methods and species. Consistent with Section IV.B.1.b of the Provisions, and quoted from the U.S. EPA Technical Support Document for Water Quality- based Toxics Control (US EPA 1991) "...freshwater organisms [shall be] used when the receiving water salinity is less than 1,000 mg/L, and ...marine organisms [shall be] used when the receiving water salinity equals or exceeds 1,000 mg/L." For coastal areas and estuaries where the salinity is subject to change, freshwater organisms shall be used for receiving water in which salinity is less than 1,000 mg/L at least 95 percent of the time. Marine organisms shall be used for receiving water in which salinity equals or exceeds 1,000 mg/L at least 95 percent of the time. The inclusion of a percent is to ensure estuarine and fluctuating environments are correctly classified as what they predominantly are, not what they appear as at the time of select sampling. The use of 95 percent is consistent with current regional board basin plans, the CTR, and the National Toxics Rule. The timeframe from which the data used to calculate the percentage of time a water body is classified as marine or fresh, will be left to Regional Board discretion. For waters with salinities between these two categories, or tidally influenced freshwater the water body classification will be left to Regional Water Board discretion. The Regional Water Boards also have discretion to require dischargers to use freshwater test methods for dischargers that discharge freshwater effluent into marine waters. This may be applied to discharges to saline waters that are located far from the coast, or to discharges to coastal waters when testing with freshwater species is considered protective of freshwater aquatic life beneficial uses in the receiving water.

Comparison of Current Conditions and the Preferred Option

The Provisions do not add new test methods or test species or alter existing test methods. Rather, the Provisions restrict the test methods and species that can be used to assess compliance with the numeric water quality objectives specified in Section III.B.2 of the Provisions and the numeric effluent limitations specified in Section IV.B.2.e of ~~requirements in~~ the Provisions to those ~~in 40 CFR part 136 test methods or included in specific~~ U.S. EPA approved ~~methods~~ manuals which are amenable to the TST approach. This is anticipated to have little or no effect on ambient water assessment programs, nonpoint source dischargers, storm water dischargers, or non-storm water NPDES permitted dischargers. ~~If programs are using species that are not amenable to the TST approach, the programs will be required to change test species. Likewise, nNon-storm water NPDES~~ dischargers that will be required to include the effluent limitations as specified in Section IV.B.2.e of the Provisions in future permits will be required to use U.S. EPA test methods that are amenable to the TST approach. ~~that specify the use of any species that are not amenable to the TST approach will be required to specify a different species for acute or chronic toxicity testing upon the next reissuance, renewal or reopening (to address toxicity requirements) of the permit after the effective date of the Provisions.~~ The Provisions list test methods and species for each test that are amenable with the TST approach in Table 1. Most of these species are readily available for use by laboratories that conduct toxicity testing. Dischargers may continue to use other test

methods and species for additional monitoring as described in Section IV.B.2.h of the Provisions.

Advantages and Disadvantages

The advantage of using the U.S. EPA toxicity test methods as listed in the Provisions, is that it would ensure species selection and experimental design are paired with a prescribed statistical approach. The list of U.S. EPA toxicity test methods in the Provisions would provide consistent test data and results and interpretation of those results. The list would also provide the ability to compare toxicity data across multiple water bodies and regions throughout the state. Requiring the use of the species listed in the Provisions would not have a major impact on laboratories conducting aquatic toxicity testing as many laboratories already are accredited by the State's Environmental Laboratory Accreditation Program to conduct such procedures.

A disadvantage of requiring the U.S. EPA toxicity test methods in Table I of the Provisions is that it would be more restrictive in the selection of species and experimental design, since only test methods that are compatible with the TST approach could be used for assessing whether ambient receiving water meets numeric water quality objectives or for assessing compliance with applicable permit terms. It should be noted however this applies only to non-storm water NPDES dischargers and the Provisions do allow Regional Boards to utilize other test methods as necessary to ensure the protection of beneficial uses when the rationale is documented in the permit fact sheet, equivalent document or Water Code section 13383 order or Water Code section 13267 order.

Option 2: No Action

The Water Boards would continue to determine the toxicity test methods on case by case basis, selected from 40 CFR part 136, or other U.S. EPA method manuals to be used for determining compliance with NPDES permits and meeting the aquatic toxicity water quality objectives and the effluent limitations. An advantage of this option is the flexibility provided to the Water Boards. However, some methods and species may not be amenable to the TST approach for statistical analysis of test data. If the TST approach is used in conjunction with an incompatible species or test method this could lead to an incorrect characterization of aquatic toxicity.

5.3. Statistical Approaches

5.3.1 Issue C. What statistical approach should be required?

Current Conditions

A statistical approach is needed to determine whether an organism's response to test water demonstrates a statistically significant difference from the response to control water. The State Water Board has not established a policy or plan requiring a specific statistical approach for toxicity test data analyses. Selection of existing statistical approaches are at the discretion of the Regional Water Boards and vary on a permit-by-permit basis.

Regional Water Boards use a variety of different approaches including the TST approach, traditional hypothesis testing approaches including NOEC, and the point estimate approach. The North Coast, Central Coast, Los Angeles, Colorado River and San Diego Regional Water Boards have required non-storm water NPDES dischargers to use the TST approach as permits are issued or renewed.

The San Francisco Bay Regional Water Board requires non-storm water NPDES dischargers to use a point estimate approach. Other statistical approaches include the NOEC and a *t*-test in conjunction with a traditional hypothesis approach.

The State Water Board's Surface Water Ambient Monitoring Program (SWAMP) uses traditional hypothesis testing to analyze ambient surface water toxicity test data for numerous projects.

However, SWAMP's Stream Pollution Monitoring Trends program (SPoT), has been using the TST statistical approach for its trend reports since 2012. The Irrigated Lands Regulatory Program (ILRP), the Central Coast, Los Angeles, Central Valley, Colorado River, and San Diego Regional Water Boards include toxicity testing as a requirement of their respective ILRP Monitoring and Reporting Programs (MRP), but do not prescribe any specific statistical approach.

Issue Description

A variety of statistical approaches, including hypothesis testing and point estimate approaches can be used to analyze the biological responses (such as survival, growth, reproduction) generated from the toxicity tests. Each approach has its own set of strengths and limitations as discussed below in the corresponding sections.

Some current statistical approaches require complex data interpretations to determine attainment of their respective toxicity objectives. Using a statewide statistical approach across the Water Boards would ensure an appropriate and consistent data analysis.

A statewide statistical approach must be able to be applied consistently across permits and programs including routine monitoring for NPDES permits, ILRP, and SWAMP so the data can be compared and used together for water quality assessment purposes such as the Integrated Report. To achieve the project goals, stated in Section 2.3 of the Staff Report the statistical approach must provide the following:

- Clear and direct interpretation of the aquatic toxicity water quality objectives
- Confidence in the test results through balanced error rates
- Clear and concise data analysis and data interpretation
- Consistent use among all permits and across all programs

Options

Option 1 - Preferred: Use the TST Statistical Approach

Under this option, dischargers would be required to use the TST approach to analyze aquatic toxicity test data to determine whether ambient receiving water meets the numeric water quality objectives and whether discharger effluent complies with applicable permit terms. This option would work in conjunction with Option 1 of Issue A, for establishing chronic and acute toxicity water quality objectives and Option 1 of Issue F, for establishing numeric water quality based effluent limitations. To provide an improvement for the hypotheses testing based approach, the

U.S. EPA developed the Test of Significant Toxicity (TST) approach to evaluate the biological data generated from toxicity tests. The TST statistical approach is based on a type of hypothesis testing referred to as bioequivalence testing. Bioequivalence is a statistical approach that has been used in evaluating clinical trials of pharmaceutical products (Anderson and Hauck 1983) and by the Food and Drug Administration (Hatch 1996; Aras 2001; Streiner 2003) and EPA programs (U.S. EPA 1988, 1989) and to evaluate effects of pesticides in experimental ponds (Stunkard 1990).

The TST approach is not a change to the WET test methods themselves, and laboratories would continue to use current U.S. EPA test methods when using the TST approach. The TST should not be confused with a toxicity test method as further elaborated in Section 2.2.6 of the Staff Report. The TST approach works to improve traditional hypothesis tests as it provides a more streamlined statistical approach, while increasing the incentive for dischargers to generate higher quality test data. The TST approach uses two-concentration data analysis where the instream waste concentration (IWC) is compared to a control concentration, to provide a clear and transparent pass/fail answer to the question, "Is the sample toxic?"

The TST approach accomplishes the project goals, as stated above, through improvements to traditional hypothesis tests. Three critical improvements are 1) the incorporation of regulatory management decisions (RMDs) with sets of individual test method-specific error values, 2) restating the null and alternative hypotheses so that dischargers are required to demonstrate that their effluent is not toxic, and 3) the incorporation of both false positive and false negative error rates, providing high confidence in the outcome for each result.

Regulatory Management Decisions (RMDs)

Toxicity is not an absolute quantity, but rather an effect that is determined relative to a control, when using a toxicity test. A hypothesis testing approach, such as the TST, incorporates what is considered acceptable or unacceptable toxicity as specific explicit levels of effect referred to as Regulatory Management Decisions (RMDs). The TST statistical approach implements what the RMD has defined as biologically important, by incorporating what effect level in the effluent or sample water is considered unacceptable toxicity.

For chronic toxicity, the RMD would be 0.75 (as consistent with the TST Technical Document, (U.S. EPA 2010b)) which means that a 25 percent (or more) toxic effect in ambient water or in effluent at the IWC is considered evidence of unacceptable chronic toxicity. Responses substantially less than a 25 percent toxic effect would not be considered toxic. The RMD for acute toxicity would be 0.80, which means that a 20 percent toxic effect (or more) at the IWC is considered evidence of unacceptable acute toxicity. The acute RMD toxicity threshold is lower (e.g. more strict) than that for chronic WET methods because of the severe environmental implications of acute toxicity (lethality or organism death). Biological organism responses to the effluent and control are unlikely to be exactly the same, even if no toxicity is present. They might differ by such a small amount that even if statistically significant when using a standard t- test, the response would be considered negligible biologically. The RMD levels are set higher than those used in traditional t-tests to account for such negligible variation, which allows the TST approach to answer the question “Is the mean response in the effluent less than a defined amount?”

Restating the Null and Alternative Hypothesis

Using the TST approach, a sample would be considered to have an acceptable level of toxicity when the null hypothesis (H_0) is rejected. The null hypothesis for this approach is that the organism’s response in the effluent is less than or equal to a fixed fraction of the control response (e.g., 0.75 of the control mean response).

The TST approach is supported by a scientific body of evidence as demonstrated in the U.S. EPA external peer review; the CA external peer review and the following peer reviewed journal articles; Denton et al. 2011, Diamond et al. 2011, Diamond 2013, Zheng 2013.

A statistical approach is used to either “reject” or “fail to reject” the null hypothesis. In order to conclude that the test sample is or is not toxic one must determine if there is a statistically significant difference between the control and test sample.

The TST uses a hypothesis testing approach but in a different way than traditional hypothesis testing. The TST hypothesis test restates the null and alternative hypotheses. The null hypothesis in the TST approach assumes that the test sample has an unacceptable level of toxicity until demonstrated otherwise (U.S. EPA 2010b).

Confidence and Error Rates

Due to the reversal of inequalities, under the TST, the Type I, or alpha value (α) is associated with false negative rates while the Type II, or beta value (β) are associated with false positive rates. Traditionally, the null hypothesis states there is no statistically significant difference between a sample treatment and a control. In traditional hypothesis testing the Type I error rate is generally referred to as a false positive, while the Type II error rate is generally referred to as a false negative. Under traditional hypothesis testing, regulatory programs primarily address the Type I error rate but not the Type II error rate. The Type II error rate is the error of accepting the null hypothesis (H_0) when it is in fact

false and should be rejected. If the Type II error rate is not accounted for, a traditional hypothesis test would not consider how frequently it concludes there is no environmental effect when there in fact is one (i.e., the false negative rate would be unknown). The TST is advantageous as it addresses both the Type I and Type II errors rates (Table 5-2).

The hypothesis testing approach has four possible outcomes; (1) the IWC is truly toxic and is declared toxic, (2) the IWC is truly non-toxic and is declared non-toxic, (3) the IWC is truly toxic but is declared non-toxic, and (4) the IWC is truly non-toxic but is declared toxic. The latter two possible outcomes represent decision errors that occur with any hypothesis testing approach. In the NPDES WET Program, using the traditional hypothesis test, those two types of errors occur when, either test control replication is poor (i.e., the within-test variability is high) so that even large differences in organism's response between the IWC and control are incorrectly classified as non-toxic (outcome [3] above) or, test control replication is very good (i.e., the within-test variability is low) so that a very small difference between the IWC and control are declared toxic (outcome [4] above). The former outcome stems from the fact that, the traditional hypothesis approach establishes and controls the Type I (α) error rate but not the Type II (β) error rate. Furthermore, establishing the Type II or beta error rate determines the power of the test (power is defined as $1-\beta$), which is the probability of correctly detecting an actual toxic effect. A statistical approach with an increased statistical power has greater confidence in the outcome. Conversely, statistical approaches that lack statistical power have less confidence in the outcome.

One demonstrated benefit of the TST approach is that increasing the precision and power increases the chances of correctly rejecting the null hypothesis and declaring a sample non- toxic. The precision and power is increased by increasing the number of replicates and decreasing the within test variability (U.S. EPA 2010b). Therefore, the TST increases the incentive for dischargers to generate higher quality test data.

Table 5-2. Summary of null hypotheses and Type I and II errors under the traditional hypothesis testing approach and the TST approach. *b* is equivalent to the RMD

	Traditional	TST
Null Hypothesis (H_0)	Mean _{sample} \geq Mean _{control} Sample has an acceptable level of toxicity (non-toxic)	Mean _{sample} $\leq b * \text{Mean}$ Sample has an unacceptable level of toxicity (toxic)
Type I (α) Rejecting when True	Set at 0.05 Sample is acceptable, but is declared unacceptable	Set at 0.05 – 0.25 Sample is unacceptable, but is declared acceptable.
Type II (β) Accepting when False	Not Established Sample is unacceptable, but is declared acceptable	Set at 0.05 Sample is acceptable, but is declared unacceptable

In response to stakeholder input from the November 2010 draft toxicity provisions, the State Water Board conducted a “test drive” to determine how results from toxicity test data analyzed with the TST compared to results from data analyzed using the traditional hypothesis testing approach. The *Effluent Stormwater and Ambient Toxicity Test Drive Analysis of the Test of Significant Toxicity (TST)* report (SWRCB 2011), referred to as the TST Test Drive, has been publicly available since 2011, and can currently be found on the Water Boards website at:

https://www.waterboards.ca.gov/water_issues/programs/state_implementation_policy/docs/final_testdrive.pdf. Additionally, the results were published in Diamond et al. 2013, a peer reviewed scientific journal article.

Valid WET data were analyzed from 890 tests provided by more than 25 dischargers in California and Washington, representing the majority of test methods used in the WET program. An additional 3,201 freshwater chronic toxicity tests, obtained from ambient monitoring programs in California, were also analyzed.

The wastewater data set of 890 tests showed high concordance between results obtained by both the TST and the NOEC statistical approaches. The overall results of the TST Test Drive are similar comparing the two approaches, with the TST approach determining that 85.1 percent of all the tests reviewed were non-toxic, and the NOEC approach determining that 84.6 percent of all the tests reviewed were non-toxic. The results were further analyzed for just those tests with a mean effect at the IWC below the RMD, as depicted in Figure 5-1, and just those tests with a mean effect at the IWC that were equal to or above the RMD, as depicted in Figure 5-2 below.

For tests that had a mean effect at the IWC below the RMD of 25 percent for chronic methods and 20 percent for acute methods (Figure 5-1), the two approaches had similar results, agreeing that 91.8 percent of those tests should be declared non-toxic. The TST approach showed fewer (3.7 percent) of those tests to be toxic compared to the NOEC approach (5.5 percent). Tests declared toxic using the TST approach had a significantly larger effect and higher within-test coefficient of variation in both the control and the test sample than those tests declared toxic using the NOEC approach. Thus, the TST approach is more likely to declare tests as toxic if the effect size is large and/or within-test variability is large (Diamond et al. 2013). These results were consistent with other previous observations. For the TST approach, a relatively high within-test variability resulted in the inability to reject the null hypothesis that the effluent is toxic. Thus, the TST approach provides an incentive for dischargers to provide high quality test data with low within-test variability. The direct benefit and incentive of using good laboratory practices to minimize within-test variability and improve laboratory performance when using the TST approach is that those tests with low within-test variability and a median effect below the RMD are generally declared non-toxic. One way to reduce the within-test variability is to add additional replicates at the IWC. Data from the study suggest that, in many cases, adding a few more additional replicates substantially improves test power, allowing a more confident decision about whether the null hypothesis should be rejected (Diamond et al. 2013). The TST Test Drive concluded that for most of the tests with a mean effect at the IWC below the RMD, that were declared toxic using the TST approach, the addition of a

minimal number of replicates to the tests would have resulted in these tests being declared non-toxic.

The TST Test Drive further analyzed those tests that had a mean effect of 10 percent or less. The TST approach declared just 0.1 percent of those tests as toxic, while the NOEC approach declared 2.8 of those tests as toxic. These results highlight one of the problems with the use of the standard hypothesis approach in toxicity compliance assessment. As test power increases, a smaller difference in organism response between the sample and the control will be considered statistically significant. Thus, using a traditional hypothesis approach, as the test power increases there is a greater chance of declaring a sample toxic when the biological difference is in fact insignificant (Diamond et al. 2013).

For those tests that had a mean effect at the IWC at or above the RMD of 25 percent for chronic methods and 20 percent for acute methods (Figure 5-2), the two approaches also had a high degree of concordance, agreeing that 90.4 percent of those tests should be declared toxic. This means that the two approaches are both generally able to declare the test sample toxic when the magnitude of the effect is high. The NOEC approach declared 9.6 percent of these tests as non-toxic, while the TST approach declared all these tests as toxic. The results demonstrate another of the disadvantages of the NOEC approach, which is the lack of statistical power associated with effluent toxicity test methods. As a result, biologically significant levels of toxicity may be classified as non-toxic when using the NOEC approach (Diamond et al. 2013).

In the TST Test Drive, the NOEC approach declared some tests non-toxic with a mean effect at the IWC as high as 36 percent. Most likely these ~~test~~ results had greater within-test variability and thereby lacked the statistical power to declare the results as statistically significant (Diamond et al. 2013).

The overall results from the TST Test Drive indicated the use of both the NOEC approach and the TST approach declared a similar percentage of tests as toxic and non-toxic. It also demonstrated that the TST approach is more likely to identify a sample as toxic when effects are substantial, above the RMD, and less likely to identify a sample as toxic when the effects are negligible, a median effect of 10 percent or less. In addition, for those tests with a mean effect below the RMD, tests having generally lower within-test variability and greater test power had a much lower percentage of tests declared toxic using the TST approach than when using the NOEC approach (Diamond et al. 2013).

The same comparisons of the TST approach to the traditional statistical approach were performed for the 3,201 freshwater chronic tests from ambient monitoring programs in California. This comparison yielded similar results to those for the 890 effluent tests. The TST approach declared 18.1 percent of all these tests as toxic, while the traditional approach declared 16.5 percent of all tests as toxic. As with the 890 effluent tests, the TST demonstrated a greater consistency in declaring tests that demonstrate substantial toxicity (a mean effect above the RMD) as toxic, and tests with negligible toxicity (a mean effect of 10 percent or less) as non-toxic.

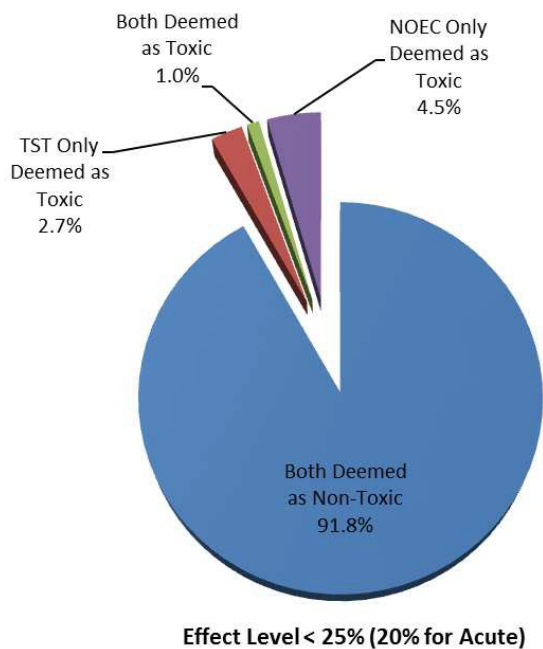


Figure 5-1. Summary of the tests from all methods that were declared toxic using TST and NOEC analysis with a mean effect at the IWC less than the toxic RMD of 25 percent for chronic or 20 percent for acute tests.

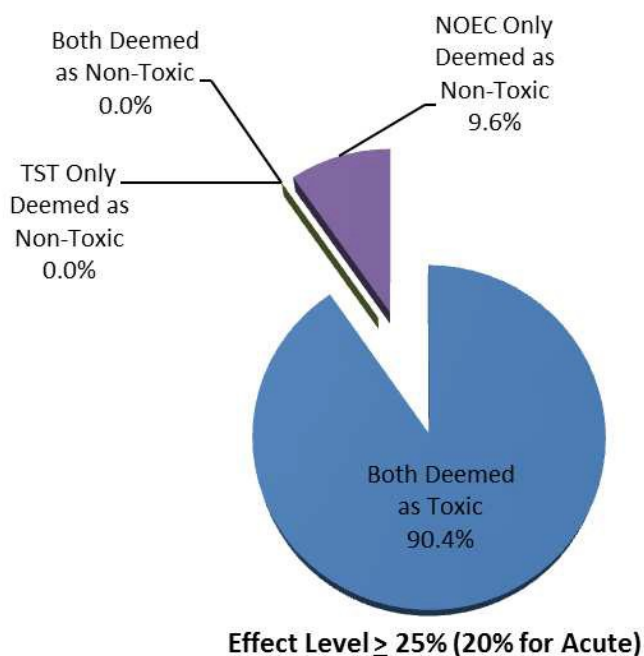


Figure 5-2. Summary of the tests from all methods that were declared non-toxic using TST and NOEC analysis with a mean effect at the IWC greater than or equal to the toxic RMD of 25 percent for chronic or 20 percent for acute tests.

Data Analysis and Interpretation

The TST approach streamlines and simplifies the data analysis process, as there is one statistical decision flowchart to be followed when analyzing all toxicity test results. Additionally, software which can be used to perform the TST analysis is readily available in most laboratories throughout the state. Typically, using other statistical approaches, after the data analysis step there could be a need to conduct an additional data interpretation review (U.S. EPA 2000 and 2010a). However, with the TST approach, there is no need to review and make an assessment of within-test variability nor to review the concentration response curve, as required for the traditional hypothesis approach, or when using a point estimate approach. The TST clearly defines unacceptable toxicity (RMD) without a potentially subjective data interpretation review step, while the NOEC and point estimate approaches do not have a clearly defined level that is considered toxic, and therefore, makes data interpretation more complicated.

Comparison of Current Conditions and the Preferred Option

As discussed in the Current Conditions, many Regional Water Boards are currently incorporating the use of the TST statistical approach into permits. For example, a review of the California Integrated Water Quality System (CIWQS) shows roughly 20 percent of all active NPDES permits require the TST approach to analyze chronic toxicity data. Five of the nine Regional Water Boards have begun incorporating the TST approach into non-storm water NPDES permits upon issuance, reissuance, or renewal. For those programs and permits that are currently using the TST approach to analyze toxicity test data, the Provisions will require no change to the statistical approach.

Laboratories using a statistical approach other than the TST approach will need to begin using the TST approach to analyze both chronic and acute toxicity test data. Many laboratories already have and use TST analysis software. Software for using the TST approach is readily available to all laboratories, and a TST calculator can be downloaded from the State Water Board's website. Use of the TST approach also eliminates the need for review and assessment of both with-in test variability and the concentration curve, thus reducing the workload of laboratory staff.

As discussed above, the TST Test Drive demonstrated that use of the TST approach is not likely to result in a significant net increase or decrease in the number of exceedances compared to other statistical approaches for assessing toxicity data. The TST approach provides several advantages over a traditional hypothesis or point estimate approach. These advantages are discussed below. Most notably the TST approach greatly simplifies the assessment process and provides a clear pass/fail result. The Provisions would result in all programs and permits using the same statistical approach, the TST approach, to assess toxicity data. This will allow for simple comparison and assessment of discharges and ambient waters across the State.

Advantages and Disadvantages

The TST approach achieves goal 4 of the project as it (1) incorporates a statewide statistical approach that will provide a transparent determination of toxicity, (2) provides high confidence in those results, and (3) provides an incentive for dischargers to generate valid, high quality test data.

Requiring use of the TST approach statewide provides a consistent, uniform approach to be used across all permits and regulatory programs. Toxicity results from dischargers and waterbodies can be compared statewide and assessment of water body impairments will be simplified. These refinements simplify the toxicity data analyses and interpretation, while allowing for easy comparison of results from different dischargers. The TST approach provides clear pass/fail results that are easy to interpret and use to make a transparent determination of toxicity. The TST approach does not rely upon a dilution series or complicated, subjective data interpretation to determine if a test sample is toxic or non-toxic.

The TST approach provides high confidence in the test results as it incorporates both a false positive rate and a false negative rate. The false positive rate is the same as that used for the NOEC, of 5 percent. The false negative rate varies by test method and species but allows a reasonable assurance that tests that result in a pass are truly non-toxic. Having both the α and the β error rates incorporated into the statistical approach increases the test power which provides a high level of confidence in the outcome of each test and therefore provides greater protection of aquatic life.

The TST approach provides an incentive for dischargers to produce high quality data, as data with low within-test variability increases the confidence that correct determinations are made. The combination of false positive and false negative error rates, RMDs with clear pass/fail results, and an incentive for dischargers to produce high quality data, produces more confidence in the results than other statistical approaches used to assess toxicity test data.

Option 2: Use a no-observed-effect-concentration approach

The no-observed-concentration (NOEC) is the highest tested concentration of effluent or toxicant that has no adverse (not statistically significant) effect on a test organism, while the lowest-observed-effect-concentration (LOEC) is the lowest effluent concentration that produces an adverse statistically significant effect on a test organism. Determining the NOEC does not mean there was “no toxic effect,” only that an observed effect was not statistically significant from the control test at a given concentration. The LOEC is by default determined when the NOEC is generated. However, as this option utilizes the NOEC, it will only be referred to as the NOEC. Results can be reported as chronic or acute “toxicity units” (denoted as TUC and TUA respectively) that are calculated by dividing 100 by the NOEC.

Under this option, dischargers would be required to use a traditional hypothesis testing approach, which analyzes test results using the NOEC. This option would work in

conjunction with Option 2 of Issue A and Option 2 of Issue F related to chronic and acute toxicity water quality objectives and effluent limitations.

Interpretation of the Aquatic Toxicity Water Quality Objectives

The NOEC is a well-established hypothesis testing analysis for determining if there is a statistical difference between the effects from the test water compared to a control. However, the NOEC requires a dilution series in the laboratory and review of a concentration response curve, often with complex data interpretation. The NOEC does not clearly define an effect level that is determined to be unacceptable toxicity (e.g. an RMD), and, therefore, is not easily understood and interpreted to determine compliance with permit terms.

Confidence and Error Rates

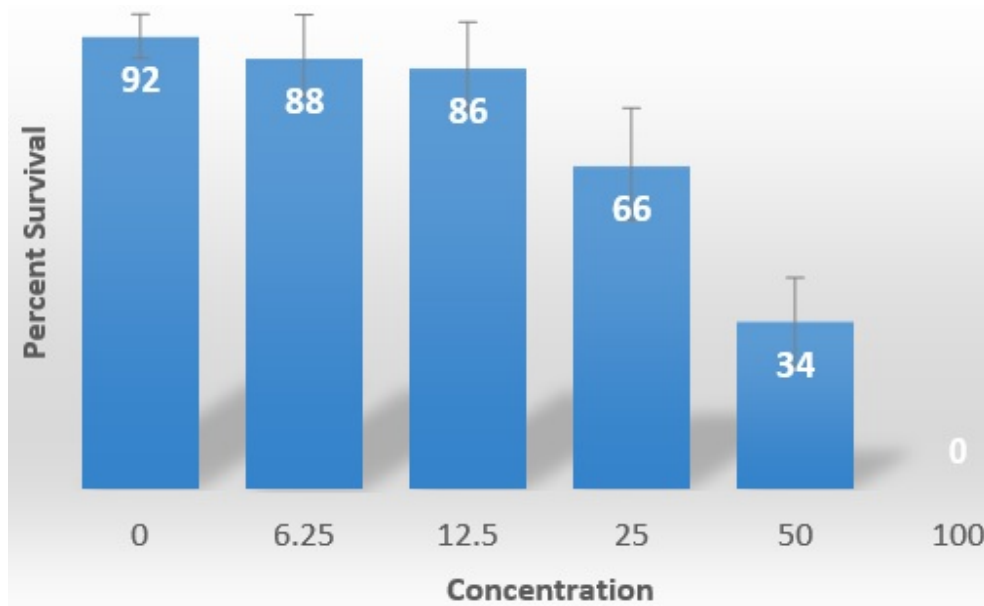
While the NOEC approach is well established, it comes with some drawbacks. Most noteworthy, the NOEC approach fails to incorporate a false negative rate (Type II error rate). Although the EPA test method manuals (U.S. EPA 1995; 2002a, b, c) require a false positive rate (Type I error rate) of 5 percent (0.05), a false negative level (denoted as β) is not specified in the traditional statistical approach, and the associated power of the test ($1-\beta$) is not taken into consideration. Power is the probability of correctly detecting a true toxic effect, such as declaring an effluent toxic, when, in fact, it is toxic. If the false negative rate is not specified, toxicity in a sample may not be accounted for, especially when there is high within test variability. There would be little incentives for a testing laboratory to produce precise test results, and reduce within test variability.

Data Analysis and Interpretation

The NOEC approach involves a complex data interpretation process which allows for potentially subjective bias. Data interpretation includes review and interpretation of a concentration response curve and involves within-test variability components such as the percent minimum significant difference (PSMD). Additionally, NOEC analysis does not provide a direct incentive for good laboratory practices to reduce within test variability, nor does the approach provide consistency both among dischargers and statewide programs. Many researchers have warned that use of [NOEC] reflects a poor application of environmental statistics (Chapman et al. 1996, Landis and Chapman 2011). Additionally, the models used for NOEC are subjective in choosing a prior distribution and mathematical methods for transforming data. Landis and Chapman 2011 conclude “[NOEC]s and [LOEC]s should be recognized as extremely poor tools to use as the basis for data interpretation and decision making. After all, [NOEC]s and [LOEC]s are not measurements with an associated standard error or deviation. They are not data, nor are they direct observations, but are simple labels for experimental treatments.”

This option does not meet the project goals to incorporate a statewide statistical approach to analyze test results that will provide a transparent determination of toxicity with high confidence in those results, and provide an incentive for dischargers to generate valid, high quality test data.

Figure 5-3. Example dose response from multiple concentration exposure. NOEC is 12.5% and LOEC is 25%.



Use Among State Monitoring Programs

Most importantly, the approach is not used with the State's watershed based monitoring programs such as SWAMP, and ILRPs. These programs currently rely on a comparison of 100 percent ambient receiving water samples with a control. Since a NOEC/LOEC approach relies on a dilution series, these programs would need to all conduct toxicity tests with the four additional test concentrations beyond just testing a single concentration of ambient receiving water compared to a control. A potential benefit of using a dilution series is that when toxicity exists a dilution series allows dischargers and regulators to estimate the magnitude of toxicity in the water being sampled. Using a single concentration and a control does not provide information on the magnitude of any samples that are determined to be toxic. However, this would add significant costs to the programs. The added costs may also lead to a reduction in number of sites assessed, thereby reducing the environmental protection. In addition, the NOEC does not clearly define an effect level that is determined to be unacceptable toxicity and therefore is not easily understood and interpreted.

Option 3: Use a Point Estimate Approach

Under this option, dischargers would be required to use a point estimate techniques approach to assess whether ambient receiving water meets the numeric water quality objectives and whether discharger effluent complies with applicable permit terms. This option would work in conjunction with Option 2 of Issue A and Option 2 of Issue F for establishing chronic and acute toxicity water quality objectives.

Interpretation of the Aquatic Toxicity Water Quality Objectives

Point estimation approaches (i.e., LC_{50} ⁷) are used to determine the concentration (expressed in form of percent effluent) that would cause an observable adverse effect in a given percentage of organisms. A point estimate is used to characterize the concentration of effluent that elicits a given biological response (such as decreased number of young and/or reduced survival).

Typically, the most common statistics include median lethal concentration (LC_{50}) for acute methods and a 25 percent effect or inhibition concentration (EC_{25} or IC_{25}) for chronic methods. The LC_{50} is a point estimate of toxicant concentration that would cause mortality to 50 percent of the test organisms (Figure 5-4), while EC_{25} and IC_{25} are the concentration that would cause an observable adverse effect in 25 percent of the test organisms.

The toxicity testing manuals describe the statistical flowcharts, and a few point estimate models such as Probit and Linear Interpolation to generate EC_{25} values (U.S. EPA 2002a, 2002b). For LC_{50} s, the manuals also include Spearman Kraber and graphical. In the literature, there are a variety of point estimate models that have been proposed for estimating the concentration for which there is a biologically significant effect (Environment Canada 2005; Noe et al. 2010 and others); however only some of these are used in regulatory programs.

Statistical Confidence

As with all statistical approaches, some error is associated with calculating a statistical mean, or in this case a point estimate value. Many statistical approaches use confidence intervals to provide a reasonable level of confidence in the outcome. The U.S. EPA toxicity test manuals state: "It should be noted that software used to calculate point estimates occasionally may not provide associated 95 percent confidence intervals" (U.S. EPA 2002c). A confidence interval is needed to know the reliability of the calculated point estimate value. Because the methods manuals don't require the inclusion of confidence intervals and state permits do not require the additional calculation of confidence intervals, there is no statistical confidence and reliability in the calculated point estimate value. However, under this option, point estimate models could be developed which incorporate confidence intervals which would include statistical confidence in the outcome. This would be time consuming, costly and require additional peer review.

Data Analysis and Interpretation

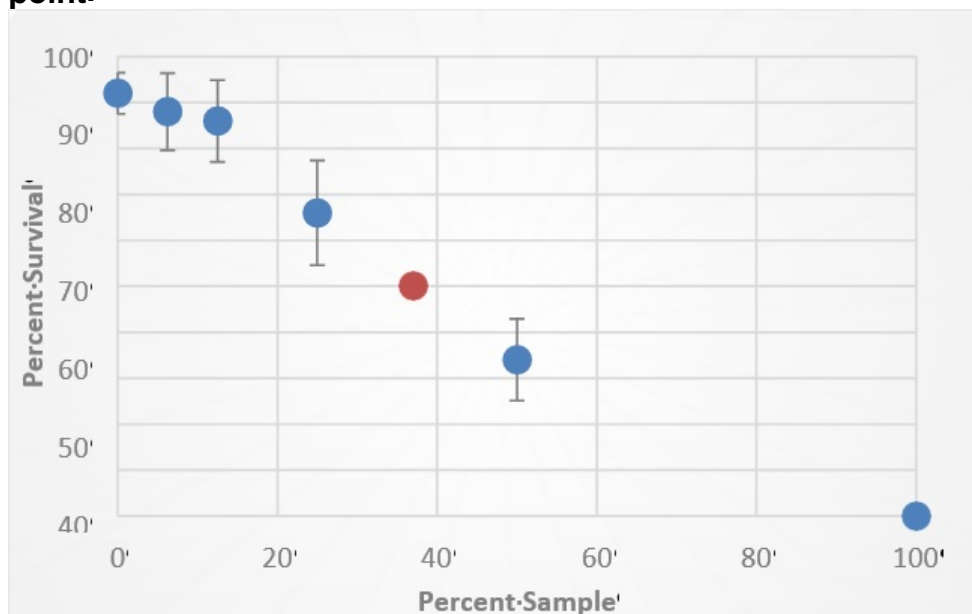
Point estimation requires modeling expertise and specialized training as bias may easily

⁷ LC_{50} is the concentration of effluent that causes 50 percent of the test organisms to die. It is calculated based on the dose response curve and does not necessarily correspond to one of the sample concentrations tested.

be introduced during interpolations through the selection of dilution series, ill-fitting models, data smoothing, or improper transformation techniques. These limitations may ultimately affect the confidence level and therefore the reliability of the decisions based on point estimate approaches. Most point estimate endpoints are derived from a mathematical model that assumes a continuous concentration-response relationship, or a monotonic response. In other words, as the concentration of effluent increases the toxic effect increases proportionally. When using the U.S. EPA statistical model “linear interpolation” with a non-monotonic response (i.e., interrupted dose response), data would need to be smoothed (e.g. modified to capture patterns in the data) to apply the point estimation model. This has been criticized for under-coverage by the confidence interval and statistical bias, especially for *C. dubia* reproduction statistical endpoint (Fox et al. 2013). These models are complex and often difficult to use and interpret.

In addition, like the NOEC approach, point estimation relies on a dilution series and a concentration response curve, all of which add time to review.

Figure 5-4. Example of concentration response data with LC50 depicted as a red point.



This approach utilizes a more complex data analysis process, meaning there are multiple steps within a statistical decision flowchart to be followed for analyzing all test results. Typically, after the data analysis step a data interpretation review step would be required, such as the concentration response review. These steps can lead to different subjective interpretation depending on the complexity of the data.

Use in State Monitoring Programs

Most importantly, as with the NOEC approach, the point estimate approach is not used with the ~~S~~state's watershed based programs such as SWAMP, and ILRPs. These programs would be required to use a dilution series when conducting toxicity tests, rather

than using a single concentration of 100 percent ambient receiving water compared to a control. This would add costs to the programs without additional environmental benefits.

Option 4: No Action

Under this option, the Water Boards would continue to determine the statistical approaches that will be used for toxicity evaluations. As each region currently uses a different approach (see current conditions, 5.3.1), some will have programs that clearly define RMDs, some will reward high quality data, and some will provide for clear data analysis, however not all programs will do so. Discrepancies among the Water Boards would persist. If Regional Water Boards continue to use U.S. EPA's NOEC or point estimate approaches the false negative rates will remain unknown and will fail to be incorporated into the statistical approach.

Continuing to use a variety of statistical approaches could make it difficult to provide adequate training, as each Regional Water Board would continue to implement their own statistical approach. Providing training for each possible statistical approach would increase costs.

Because laboratory test results from different Regional Water Boards may be analyzed using different statistical approaches, comparison of toxicity data for statewide assessments under 303(d) or other programs may be difficult or impossible.

This option would not require any changes to existing permits and therefore would not create additional work for Regional Boards. Although this option offers the advantage of flexibility to the Regional Water Boards, such discrepancies could lead to inadequate protection of aquatic life in receiving waters.

5.4 Implementation for Non-Storm Water NPDES Dischargers

To determine the current conditions for all issues addressed in Section 5.4 (5.4.1-5.4.6) of the Staff Report, State Water Board staff reviewed a representative sample of non-storm Water NPDES permits. To create the representative sample of non-storm water NPDES permits, a minimum of two permits were chosen from each region, which State Water Board staff felt were characteristic of non-storm water NPDES permits within each region. The list of permits selected was sent to Regional Water Board staff to review and confirm that the sample permits from their region are representative of the non-storm water NPDES permits within their region. Regional Water Board staff either confirmed the selected non-storm water NPDES permits were representative of Regional Water Board permit conditions and the procedures used to establish permit conditions to address acute and chronic toxicity in non-storm water NPDES permits, or selected other non-storm water NPDES permits that should be used, because they are more representative of non-storm water NPDES permits issued by that Regional Water Board. All permits recommended by Regional Water Boards were included in the representative sample.

5.4.1 Issue D. Should species sensitivity screening be required?

Current Conditions

Species sensitivity screening is a procedure that identifies or confirms the most sensitive or most appropriate test species for aquatic toxicity monitoring use. A statewide consistent procedure for conducting species sensitivity screening has not been established. Section 4 of the SIP and the *Technical Support Document* (U.S. EPA, 1991) contain some direction to Regional Water Boards for conducting species sensitivity screening, and Regional Water Board Basin plans also provide additional direction.

Section 4 of the SIP contains the following direction for conducting species sensitivity screening: “At least three test species with approved test protocols shall be used to measure compliance with the toxicity objective. If possible, the test species shall include a vertebrate, an invertebrate, and an aquatic plant. After a screening period, monitoring may be reduced to the most sensitive species.”

Currently, six out of the nine Regional Water Boards refer to the use of the most sensitive species for routine monitoring in their Basin plans. The North Coast, San Francisco Bay, and Los Angeles Regional Water Boards have some language that specifies which species to use in either an acute or a chronic screening process. The San Francisco Regional Water Board also includes the following language, “[t]hus far, no one test species has consistently been the most sensitive to all discharges. This strongly supports the current approach of requiring screening using several test species.”

The Central Coast, Colorado River, and San Diego Regional Water Boards have the following language in their respective Basin plans: “Compliance with this objective will be determined by use of indicator organisms, analyses of species diversity, population density, growth anomalies, bioassays of appropriate duration, or other appropriate methods as specified by the Regional Board.” The “analyses of species diversity” language seems to be the most detailed language provided to guide their species sensitivity screening procedures.

A review of representative non-storm water NPDES permits from each of the regions found that species sensitivity screening is conducted in a variety of ways. Some permits state that dischargers must use the species demonstrating the highest percent effect for the most sensitive species. Other permits indicate that dischargers must use the species demonstrating the lowest No Observable Effect Concentration (NOEC) and/or Inhibition Concentration of 25% (IC₂₅) value from previous monitoring events as the most sensitive species. In some cases, the permit states that the selection of the most sensitive species was up to the discretion of the Executive Officer. Some permits rely on multi-species testing for routine chronic or acute toxicity tests, rather than a single species determined through species sensitivity screening.

Permits require the use of either three species tests (one vertebrate, one invertebrate, and one plant), a combination of two species, or a single most sensitive species. For fresh

water discharges, species selected were limited to fathead minnows (*Pimephales promelas*), water flea (*Ceriodaphnia dubia*) or green algae (*Selenastrum capricornutum* also named *Raphidocelis subcapitata*). Freshwater selection for acute toxicity also included rainbow trout (*Oncorhynchus mykiss*). For salt water discharges, species selected included mussel (*Mytilus galloprovincialis*), topsmelt (*Atherinops affinis*), giant kelp (*Macrocystis pyrifera*), sea urchin (*Strongylocentrotus purpuratus*), mysid shrimp (*Americamysis bahia*), red abalone (*Haliotis rufescens*), and the sand dollar (*Dendraster excentricus*).

Issue Description

Contaminants in discharges may be more toxic to some aquatic species than to others, depending on the type and nature of the particular contaminant. Typically, aquatic toxicity monitoring focuses on three major categories of species: vertebrates, invertebrates, and plants or algae. There are a variety of aquatic species and aquatic habitats throughout the state, which generally support life represented by these categories. Species in each of these categories have varying degrees of responses to toxic pollutants based on various toxicological properties of the pollutant. Toxicological properties of a pollutant include quantity potency, bioavailability of the toxicant, and its effects on an aquatic species.

A species sensitivity screening is an analysis to determine the single most sensitive species from an array of test organisms. The most sensitive species is then used in routine and compliance monitoring. Determining the most sensitive species will in turn protect other species present in the state's waterbodies that are more resistant to the same toxic effluent.

Selection of the most sensitive species is an important component in detecting toxicants in effluent or a receiving water body. For example, if an effluent tends to contain pollutants that strongly affect invertebrates, using an algae or fish species for routine aquatic toxicity testing would not be as protective as using an invertebrate test species. It is also important to consider the presence of sensitive species in the receiving waters that might be a critical part of a healthy biological food web.

Options

Option 1 - Preferred: Require species sensitivity screening and the use of the most sensitive species for routine and compliance toxicity monitoring

Under this option, the Provisions would establish a consistent statewide procedure for species sensitivity screening and the use of the most sensitive species for toxicity testing. Species sensitivity screening procedures would specify the types of species that would be required for a species sensitivity screening, and how a single test species should be selected from a list of acceptable species for chronic and acute toxicity testing. The Provisions would also establish when the species sensitivity screening must be done and how often species sensitivity screening needs to be conducted. In this option, the Water Boards have discretion to choose how the most sensitive species is selected. However, the Water Board shall select the species exhibiting the highest percent effect at the IWC as the

First Revised Draft Staff Report: Establishment ~~Part [X]~~ of the Water Quality Control Plan for Inland Surface Waters, Enclosed Bays, and Estuaries of California; and ~~—~~ Toxicity Provisions.

approach for selecting the most sensitive species, unless the Water Board identifies the basis for selecting a different approach.

Specifying the procedures, types of species, and the frequency for species sensitivity screening contributes to the goal of creating a consistent, yet flexible framework for monitoring toxicity and laboratory analysis.

The species sensitivity screening for chronic toxicity would ~~include~~ require up to four sets of tests conducted within one year. Each set of tests would consist of, at a minimum, one invertebrate, one vertebrate, and one aquatic plant or algae. Appropriate species for each category would be selected by the Regional Water Boards from Table 1 of the Provisions.

The Water Board may require a non-storm water NPDES discharger to conduct a species sensitivity screening for acute toxicity; however, it is not required. The species sensitivity screening for acute toxicity would also ~~include~~ require up to four sets of tests conducted within one year, but each set of tests would consist of, at a minimum, one invertebrate and one vertebrate. For acute toxicity testing the plant/algae species are not included because it is difficult to measure a plant/algae for acute biological endpoints, such as mortality. Appropriate species for each category would be selected by the Regional Water Boards from Table 1 of the Provisions.

Each type of species (vertebrate, invertebrate, and plant) is necessary for the species sensitivity screening to account for all possible toxic constituents and to determine the most sensitive species to these constituents. In some cases, the vertebrate may be more resilient than the invertebrate, or vice versa. Therefore, the species that is the most sensitive would be identified through the species sensitivity screening.

~~For both chronic and acute toxicity, c~~Continuous dischargers would be required to conduct one set of testing per quarter, over four consecutive quarters. Non-continuous dischargers would be required to conduct ~~the four sets of~~ one set of species sensitivity screening tests during each quarter in which there is expected to be at least 15 days of discharge to a surface water, with a minimum of two sets of tests in a year. ~~at evenly distributed time periods, across the calendar year to the extent feasible. If the discharge is only seasonal, then the four sets of tests would need to be evenly distributed across the season in which the discharge occurs.~~ Dischargers that are expected to have at least 15 days of discharge to a surface water in all four quarters of the calendar year would be required to conduct four sets of tests. Dischargers that are only expected to have 15 days of discharge to a surface water in three quarters of a calendar year would be required to conduct three sets of tests. Dischargers that are only expected to have 15 days of discharge to a surface water in one or two quarters of a calendar year would be required to conduct two sets of tests. Dischargers that only discharge to a surface water in one quarter may conduct the required two sets of tests within that same quarter. The sets of species sensitivity screening tests must be evenly distributed across the period of discharge, to the extent feasible.

Spreading species sensitivity screening over the entire calendar year or season of discharge ensures that the process accounts for variations in the types and amounts of toxicants that may be introduced into an effluent. For POTW dischargers, the characteristics of the influent may change over the course of the year depending on the use of different products such as cleansers, pet shampoos, pharmaceuticals, and other consumer products. Changes in temperature and rainfall may impact biological or industrial processes which could influence the type of toxicants in an effluent. Therefore, a species sensitivity screening across the calendar year or season of discharge accounts for a range of environmental and biological conditions.

For dischargers granted a dilution credit or mixing zone, the Water Boards could direct that a higher concentration of effluent than the IWC be used for a species sensitivity screening to increase the likelihood that potential effects might be observed.

For non-continuous dischargers that are seasonal or intermittent dischargers, species sensitivity screening tests for either chronic or acute toxicity could be conducted using effluent that is not discharged into surface waters. The effluent would need to be representative of the effluent that will be discharged to surface waters. One example of effluent not discharged into surface water that may be used for species sensitivity screening is effluent discharged onto land because of a prohibition on discharge into surface water during the summer season.

The Water Boards would have the discretion to choose how the most sensitive species is selected. The Water Boards would document how the most sensitive species is selected. The Regional Water Board should, in most cases, select the species exhibiting the highest percent effect at the IWC as the most sensitive species. However, the Regional Water Boards would have the discretion to specify a species that does not exhibit the highest percent effect at the IWC as the most sensitive species.

After the Water Board specifies how the most sensitive species is selected, a different species may be selected as the most sensitive species when the selected species cannot be used. One example of when the selected species cannot be used is when the discharger encounters unresolvable test interference for the most sensitive species. Unresolvable test interference occurs when changes in environmental conditions such as pH, temperature, salinity, hardness, the concentration of solids in the test sample, or other factors influences or alters the toxicity test results for the selected species. Another example is when the discharger or the laboratory conducting the toxicity test are unable to secure a reliable and usable supply of test organisms.

The Water Boards would specify the most sensitive species and IWC in NPDES permits. When the species sensitivity screening is conducted within 18 months after the permit is issued then, the Regional Water Board will specify the most sensitive species in the permit until the species sensitivity screening is completed. The permit must also contain language indicating that either the Regional Water Board or the executive officer or executive director may determine the most sensitive species based on the results of the species sensitivity tests. The selection of the most sensitive species would be required to be

documented in the NPDES fact sheet or an equivalent document.

After the effective date of the Provisions, all non-storm water NPDES dischargers, including all POTW dischargers, would be required to conduct a species sensitivity screening for chronic toxicity either prior to, or within 18 months after the first issuance, reissuance, or reopening (to address toxicity requirements) of the permit. However, the Regional Water Board may allow a discharger to use a species sensitivity screening conducted prior to the effective date of the Provisions, provided that the species sensitivity screening was conducted in accordance with Section IV.B.2.a.iii of the Provisions. The Regional Water Board would have the discretion to require non-storm water NPDES dischargers to conduct a species sensitivity screening for chronic toxicity prior to every subsequent issuance, reissuance, or reopening (to address toxicity requirements) of the permit, but the screening would be required no less than once every ten years. The allowance of up to ten years between species sensitivity screenings is designed to correspond with a five-year permit cycle. If a Regional Water Board allows a discharger to forgo a species sensitivity screening during a regular permit renewal at the end of a five year permit cycle, then the Regional Water Board must require a species sensitivity screening during the next permit reissuance, renewal, or reopening (to address toxicity requirements). If there have been any significant changes to the facility or the discharge, a species sensitivity screening should be required prior to the next permit reissuance.

~~After the effective date of the Provisions, except for POTW dischargers, all other non-storm water NPDES dischargers would be required to conduct a species sensitivity screening for acute toxicity either prior to, or within 18 months after the first issuance, reissuance, or reopening (to address toxicity requirements) of the permit.~~ The Regional Water Board would have the discretion to require ~~other~~ non-storm water NPDES dischargers to conduct a species sensitivity screening for acute toxicity prior to every ~~subsequent~~ issuance, reissuance, or reopening (to address toxicity requirements) of the permit, ~~but the screening would be required no less than once every ten years. The Regional Water Boards would have the discretion to require POTW dischargers to conduct a species sensitivity screening for acute toxicity.~~ In making this determination, the Regional Water Board would need to document their reasons in an NPDES fact sheet or an equivalent document.

For non-storm water NPDES dischargers that are participating in a regional monitoring program (RMP) that has been approved by the Regional Water Board, a species sensitivity screening would still be required either prior to, or within 18 months after the first issuance, reissuance, or reopening (to address toxicity requirements) of the permit. However, after the NPDES dischargers in the RMP completed the initial species sensitivity screening, the Regional Water Board would then have the discretion to waive the requirement for the NPDES discharger participating in a RMP to conduct a species sensitivity screening no less than once every ten years as long as:

- The discharger has conducted a valid species sensitivity screening using test methods and statistical analysis required by the Provisions; and
- The nature of the effluent has not changed since the last species sensitivity screening.

RMPs track and evaluate toxicity and contaminants of emerging concern on a regionwide basis so that dischargers and Regional Water Boards can respond quickly to toxicity in test samples. By working closely with RMPs, Regional Water Boards can evaluate if the selected most sensitive species continue to be appropriate and if a species sensitivity screening is warranted. Any potential cost savings from a reduced amount of species sensitivity screening may be used to fund regional monitoring or studies to better protect the environment from potential toxicants.

Comparison of Current Conditions and the Preferred Option

The species sensitivity screening requirements in the Provisions are consistent with species sensitivity screening requirements in the SIP and in the current basin plans that include guidance or direction on species sensitivity screening. The requirements in the Provisions are generally consistent with the selection of the most sensitive species in many of the reviewed non-storm water NPDES permits. The most sensitive species in the permits that were reviewed were either those species showing the largest effect at the IWC, the species showing a significant effect at the lowest concentration of effluent, or a species selected by the Regional Water Board's executive officer. All species selected for toxicity testing in permits reviewed are included in Table 1 of the Provisions. If there are permits which include most sensitive species that are not in Table 1 of the Provisions, the most sensitive species in the permit would need to be changed to include a species from Table 1 when the permit is renewed.

The Provisions allow discretion by the Regional Water Boards to choose the appropriate most sensitive species, but the Provisions state that the species exhibiting the highest percent effect at the IWC should generally be selected as the most sensitive species. This is consistent with the permits that use species sensitivity screening to choose a most sensitive species.

Some of the permits that were reviewed require the discharger to test three species rather than a single most sensitive species. For these permits the Provisions will cause a reduction in the number of species that must be used for monitoring. This will result in a reduction in laboratory resources and in an associated cost savings for these dischargers. The use of a reliable procedure to establish a single most sensitive species for the purpose of toxicity testing can provide a sufficient level of protection, while avoiding the increased economic and logistical burden associated with the use of multiple test species.

Neither the basin plans nor the permits provide prescriptive procedure or direction on conducting species sensitivity screening tests. In contrast, the Provisions provide clear directions on the number of tests needed for species sensitivity screening, the number of species to be used, and the timing for species ~~sensitive~~ sensitivity screening tests. The Provisions may require dischargers to increase the number of chronic and/or acute toxicity tests they conduct as part of the species sensitivity screening. However, since the

Provisions require species sensitivity screening typically only once every five to ten years, this requirement is not anticipated to have a significant impact on non-storm water NPDES dischargers.

Advantages and Disadvantages

The advantages of this option are that it would provide clear direction for when a species sensitivity screening is required and establish minimum requirements for conducting species sensitivity screening. Requiring dischargers to use species from table 1 of the Provisions, which are amenable to the TST approach, ensures that the most sensitive species is one that can be properly analyzed with the TST and used for compliance with the effluent limitations. This option will provide flexibility to Regional Water Boards in determining the most appropriate sensitive species a discharger must use.

Selecting a most sensitive species would eliminate the need to test two or three different species during each instance of routine monitoring, reducing the use of laboratory resources and the associated costs.

A disadvantage of species sensitivity screening is that it does introduce some probability that the species selected will not be the most sensitive species for all possible toxicants in a discharger's effluent throughout the year or throughout the permit term. While following procedures for species sensitivity screening does help ensure the most appropriate sensitive species is selected, there is still a possibility that another species may be more sensitive to certain contaminants in a discharge, especially if the nature of the discharge changes throughout the year, or over time. This is in contrast to using two or three species to test for chronic or acute toxicity for each sample, which may provide a greater degree of protection from all possible toxicants, but at a greater cost to dischargers. However, if the species selected is the most sensitive to toxicants in the effluent, then the additional species do not add additional protection. Conducting a species sensitivity screening each time the permit is renewed or reopened to address toxicity requirements will help assure that any changes to the nature of the discharge over time is considered when selecting a most sensitive species and that a sufficient level of protection is achieved without the need to test multiple species. Although requiring testing using multiple species could provide a greater degree of protection against aquatic toxicity, using a single, most sensitive species does provide assurance that the Provisions adequately protect against toxicity while balancing cost and regulatory burden.

Option 2: Require the use of two or three species for chronic or acute toxicity tests

Under this option, a statewide requirement for a species sensitivity screening would not be established for non-storm water NPDES dischargers. Instead, non-storm water NPDES dischargers would be required to use three species for chronic aquatic toxicity, and two species for all acute aquatic toxicity tests. These species would include one vertebrate, one invertebrate, and one plant (or algae) species for chronic toxicity tests and one vertebrate and one invertebrate species for acute toxicity tests. The species

selected in each category would be at the discretion of the Regional Water Boards. Appropriate species for each category would be selected from Table 1 of the Provisions.

This option would have an advantage of eliminating the need for species sensitivity screening. This option would also ensure a high level of protection of aquatic life and beneficial uses since the use of three species would cover a wider range of possible toxicants for each test.

A disadvantage of this option would be the increase in cost to dischargers due to the requirement of using three species for each chronic and two species for each acute routine and compliance monitoring tests. Where the most sensitive species can be identified, the required use of other species for each aquatic toxicity test would likely be unnecessary, as the most sensitive species would be adequate to identify any exceedances of the toxicity objectives or effluent limitations.

Option 3: No Action.

The Regional Water Board would continue to choose how to conduct a species sensitivity screening, based on language in the SIP, their Basin plan, and the Technical Support Document. This option would allow the greatest amount of Regional Water Board discretion in developing and implementing species sensitivity screening. However, this would continue to lead to inconsistencies between the Water Boards on how a species sensitivity screening is conducted and how often it is required for the dischargers by the Water Boards. Without a requirement to conduct the species sensitivity screening at a minimum frequency, species may be selected for testing that are no longer reflective of effluent and site-specific conditions, as well as changes in toxicants and species sensitivity. Since the species sensitivity screening requirements and procedures contained in the Basin plans are not very prescriptive, the species sensitivity requirements and procedures for individual dischargers may vary, even within the same region. This option would fail to meet program goal number two, to adopt a program of implementation to control toxicity in discharges and achieve and maintain the toxicity water quality objectives in California waters.

5.4.2 Issue E. Which procedure should be used for determining reasonable potential?

Current Conditions

Regional Water Boards conducting reasonable potential analysis must follow 40 CFR 122.44(d)(1) to determine whether a discharge will, “cause, have the reasonable potential to cause, or contribute to” an excursion of a numeric or a narrative water quality objective.

Specifically, 40 CFR 122.44(d)(1) (ii) requires that,

“When determining whether a discharge causes, has the reasonable potential to cause, or contributes to an in-stream excursion above a narrative or numeric criteria within a State water quality standard, the

permitting authority shall use procedures which account for existing controls on point and nonpoint sources of pollution, the variability of the pollutant or pollutant parameter in the effluent, the sensitivity of the species to toxicity testing (when evaluating whole effluent toxicity), and where appropriate, the dilution of the effluent in the receiving water.”

There are no statewide procedures for conducting a reasonable potential analysis for aquatic toxicity in inland surface water and enclosed bays and estuaries. Although there are procedures in the SIP for conducting a reasonable potential analysis for priority pollutants, these procedures are not applicable to aquatic toxicity. There are also procedures described in the California Ocean Plan (State Water Resources Control Board, 2005a), but that plan applies to ocean waters.

The Technical Support Document contains two possible procedures for determining if a discharge has reasonable potential to cause or contribute to an excursion above an applicable narrative or numeric water quality objective. The first procedure is for making an assessment after effluent data has been generated; the second is an assessment would be made without effluent data considering non-facility specific information, similar types of facilities or chemicals used in Chapter 3 Technical Support Document. A detailed description of the procedures for reasonable potential analysis are included in the Technical Support Document sections 3.2 and 3.3.

Additionally, a possible reasonable potential analysis approach using the TST is described in Appendix E of the TST Implementation Document (U.S.EPA 2010a).

Six of the Regional Water Board basin plans do not contain procedures for reasonable potential analysis. The basin plans from the North Coast and Central Valley Regional Water Boards refer to 40 CFR § 122.44(d)(1)(ii) for their procedures in determining whether a discharge has reasonable potential. The San Francisco and Central Valley Regional Water Boards have similar language in their basin plans. The Central Valley Regional Water Board’s basin plan states the following:

“A discharger must demonstrate to the satisfaction of the [Regional] Water Board that particular substances do not cause, or have the reasonable potential to cause or contribute to an excursion above numerical and narrative objectives. Where multiple toxic pollutants exist together in water, the potential for toxicologic interactions exists. On a case by case basis, the Regional Water Board will evaluate available receiving water and effluent data to determine whether there is a reasonable potential for interactive toxicity.”

A review of representative non-storm water NPDES permits from each of the regions shows a variety of approaches are used by Regional Boards to determine reasonable potential for aquatic toxicity. Examples of current approaches used to determine reasonable potential include:

- 1) Consideration of the nature of the effluent, the flow, and the complexity of the discharge to determine if a discharge has a reasonable potential to cause or

First Revised Draft Staff Report: Establishment ~~Part [X]~~ of the Water Quality Control Plan for Inland Surface Waters, Enclosed Bays, and Estuaries of California; and ~~—~~Toxicity Provisions.

contribute to toxicity in the receiving water. Potential toxicants used by facilities based on high permitted discharge rates and the materials used are also considered. After considering these factors, best professional judgement is relied upon to make this assessment.

- 2) A consideration of the results of the chemical-specific reasonable potential analysis conducted for the permit, including the potential toxic impact of the discharge, supplemented when necessary with other relevant information.
- 3) Consideration of any exceedances of any acute or chronic toxic effluent limitation in the current permit term or during a previous permit term.

Although these examples are representative of current conditions, not all permits clearly state the method used to determine reasonable potential for chronic or acute WET tests. In some permit fact sheets, the reasonable potential analysis for chronic and acute toxicity and the inclusion or lack of monitoring requirements and/or effluent limitations is not clearly explained.

Issue Description

There is no consistent procedure for reasonable potential analysis on a statewide level for addressing aquatic toxicity. Designation of new reasonable potential analysis procedures that are both consistent and simple to use would greatly aid the Regional Water Boards during permit writing and implementation (U.S. EPA 2014a). The U.S. EPA Permit Quality Review also noted a lack of toxicity data being used in California when conducting a reasonable potential analysis for aquatic toxicity (U.S. EPA 2014a). Toxicity data is useful when determining if a water body or effluent may have reasonable potential, because such data allows for assessment of the water body's current conditions. As toxicity data considers the cumulative and synergistic effects of all toxicants on test organisms, such data can be used directly to evaluate the overall potential impact of the effluent on the biological integrity of the aquatic community in the receiving water.

Options

Option 1 - Preferred: Require reasonable potential analysis using the U.S. EPA recommended procedures from the TST Implementation Document for certain non-storm water NPDES dischargers.

Under this option, reasonable potential analysis would be conducted using data generated within five years prior to the permit's issuance, reissuance, renewal, or reopening (to address toxicity requirements), using a minimum of four tests analyzed using the TST approach. The Water Boards would have discretion to use additional information.

This option would set a new state requirement in which reasonable potential analysis for the numeric chronic toxicity objective is not required for POTW dischargers authorized to discharge at a rate equal to or greater than 5 MGD. For these dischargers, routine

monitoring and effluent limitations would be required.

Procedures for Conducting a Reasonable Potential Analysis

Except for POTW dischargers authorized to discharge at a rate equal to or greater than 5 MGD, the Water Boards would need to conduct a reasonable potential analysis, according to the procedures outlined in the Provisions, for non-storm water NPDES dischargers prior to every permit issuance, reissuance, renewal or reopening (to address toxicity requirements).

The reasonable potential analysis would incorporate all toxicity test data, that is representative of the effluent quality during the discharge conditions, which was generated within five years prior to permit issuance, reissuance, or reopening (to address toxicity requirements). All relevant information generated during those five years would be used to conduct a reasonable potential analysis. The Provisions would require data from a minimum of four tests conducted at the IWC within the previous five years to be analyzed using the TST approach. If this minimum amount of data is unavailable, the Water Boards would require the discharger to conduct additional toxicity tests at the IWC and analyze the data using the TST approach. The Regional Water Board would be responsible for selecting the species that would be used in conducting these additional toxicity tests for reasonable potential analysis. Species would need to be selected from Table 1 in Section IV.B.1.b of the Provisions. The Water Boards could also evaluate older toxicity test data to determine reasonable potential. This procedure is consistent with 40 Code of Federal Regulations part 122.44(d)(1)(ii).

If a non-storm water NPDES discharger does not have any effluent discharge prior to permit issuance, or if the effluent discharge prior to permit issuance, reissuance, renewal, or reopening (to address toxicity requirements) is not representative of the quality of the proposed discharge, then the Regional Water Board may use non-facility specific monitoring data and other relevant information to make a reasonable potential determination, consistent with 40 Code of Federal Regulations part 122.44(d)(1)(ii).

Other relevant information which could be used when making a reasonable potential determination includes the nature of the effluent, such as potential toxicants in the effluent or influent, chemicals handled or produced by the facility, industrial processes, and processes used to purify or disinfect the effluent prior to release. Relevant information could also include the potential impact resulting from the location of the discharge, such as the presence or absence of threatened or endangered species and critical habitat at or near the discharge point(s) which could be negatively impacted by the incorporation of effluent in the receiving waters.

Procedures for Determining Reasonable Potential

Consistent with the TST implementation document, there are four possible outcomes in conducting a reasonable potential analysis: If any valid chronic or acute aquatic toxicity test at the IWC, analyzed using the TST approach, results in a fail, then the discharge has a reasonable potential to cause or contribute to

an excursion above the toxicity water quality objectives.

- If any valid chronic or acute aquatic toxicity test at the IWC, exhibits greater than a 10 percent mean effect, as compared to the mean control response, then the discharge has a reasonable potential to cause or contribute to an excursion above the toxicity water quality objectives.
- If all valid chronic or acute aquatic toxicity tests at the IWC, analyzed using the TST approach, result in a “pass” and no test has a mean percent effect of greater than 10 percent, as compared to the mean control response, then the toxicity test data does not indicate reasonable potential to cause or contribute to an excursion above the toxicity water quality objectives. However, other relevant information may still be used by the Regional Board to consider if reasonable potential exists.
- If a discharge does not have at least four valid chronic or acute toxicity tests at the IWC, analyzed using the TST approach, there is not enough information to determine reasonable potential. Additional testing needs to be conducted at the IWC and/or analyzed using the TST approach.

If a reasonable potential analysis indicates there is reasonable potential for either chronic or acute toxicity, then the Water Board would be required to include effluent limitations for toxicity in the discharger’s NPDES permit. Furthermore, the Water Boards may use other information or data to determine if the discharge has reasonable potential. Other information or data may include, but is not limited to, fish die off observations, lack of available dilution, or existing data on toxic pollutants associated with the discharge.

If reasonable potential analysis indicates there is no reasonable potential, the Regional Water Board may, at its discretion, include a reopener clause in the NPDES permit. The reopener clause would allow the Regional Water Board to reopen the permit and reevaluate the discharger’s reasonable potential if and when new data or information becomes available that indicates the facility may, in fact, have a reasonable potential to cause or contribute to an excursion above the toxicity water quality objectives.

Applicability of Reasonable Potential Analysis Requirements

Under this option all POTWs authorized to discharge at a rate equal to or greater than five million gallons per day (MGD) would be required to conduct routine chronic toxicity monitoring and meet the chronic toxicity effluent limitation in the NPDES permit. As a result, no chronic toxicity reasonable potential analysis would be required for those dischargers.

California has legal authority to implement provisions of the Clean Water Act. States are not precluded from omitting or modifying any provisions of the Clean Water Act to impose more stringent requirements. (40 C.F.R. 123.25(a)). The Toxicity Provisions would create new requirements that would require the Water Boards to include chronic toxicity monitoring and chronic toxicity effluent limitations in the NPDES permit for all POTWs with an NPDES permitted flow equal to or greater than five MGD. The Provisions do not include a determination or an assumption that POTWs with an NPDES permitted flow

equal to or greater than five MGD have reasonable potential. Instead, a reasonable potential analysis would not be required for these dischargers before a Water Board included effluent limitations for toxicity in a permit. Chronic toxicity reasonable potential analysis is not required for any POTW discharger that is authorized to discharge at 5 MGD or greater, as such dischargers generally receive voluminous influent from a variety of sources that may include municipal and/or industrial discharges. Since toxicants may enter the influent from a variety of sources, the types, nature, and quality of possible toxicants contained in the influent of larger POTWs are less likely to be fully understood. This influent may contain pollutants that interact with plant operations affecting the quality of the effluent, including pesticides (Anderson et al. 2010). These pollutants may also pass through a POTW's removal and filtration process into the effluent. In addition, because a variety of potential sources of toxicity exists for POTWs authorized to discharge at a rate equal or greater than 5 MGD, differing pollutants, from more than one source, may interact creating a higher risk of toxicity that can affect plant operations and effluent quality. The threshold of 5 MGD was selected as the appropriate threshold for always requiring routine monitoring for chronic toxicity and effluent limitations for chronic toxicity because this threshold is consistent with the threshold used by U.S. EPA in requiring POTWs to have pretreatment programs for similar reasons. Any pollutants that are discharged in the effluent from these types of facilities may adversely impact aquatic life beneficial uses in receiving water. Routine monitoring for chronic toxicity would alert dischargers to toxic events, and effluent limitations would in turn provide a higher level of ecological protection.

All other non-storm water NPDES dischargers must conduct reasonable potential analysis for chronic toxicity prior to every permit issuance, reissuance, or reopening (to address toxicity requirements). This includes POTW dischargers that are authorized to discharge at a rate of less than 5 MGD.

For acute toxicity, all non-storm water NPDES dischargers, ~~except POTW dischargers, must conduct reasonable potential analysis for acute toxicity prior to every permit issuance, reissuance, or reopening (to address toxicity requirements).~~ POTW dischargers are not required to conduct acute toxicity reasonable potential analysis unless specified by the Regional Water Board. Given Depending on the nature of the influent, the dilution, and the treatment processes associated with ~~POTWs~~ a non-storm water NPDES discharge, a chronic toxicity test is generally protective of both chronic and acute toxicity. In each ~~POTW non-storm water NPDES~~ discharger's NPDES fact sheet (or equivalent document) the Regional Water Board would be required to document the basis for the decision whether to conduct a reasonable potential analysis for acute toxicity. ~~Factors~~ The situations that may warrant a reasonable potential analysis for acute aquatic toxicity include, but are not limited to, discharges to water bodies inhabited by threatened and endangered species (if a chronic toxicity test surrogate is not available ~~does not exist~~), discharges with high dilution rates (as high dilutions may mask chronic effects), or a situation in which the chronic toxicity test is not adequately protective of aquatic life beneficial uses (such as a pesticide that may be present in the discharge, to which acute test species are more sensitive than chronic test) ~~acute toxicity objectives in receiving water~~. For example, the Regional Water Board could use the thresholds described in the Technical Support Document ~~for determining~~ to help determine when an acute toxicity

reasonable potential analysis is needed. The Technical Support Document uses a dilution of 350 to 1 as a threshold for determining reasonable potential—at a dilution of less than 100 to 1 chronic methods are used, at a dilution between 101 and 349 to 1 use either chronic, acute or both methods, and at a dilution greater than 350 to 1 use acute methods. The California Ocean Plan (SWRCB 2000a) also includes similar language and thresholds.

Table 5-3. Requirements for Reasonable Potential Analysis for Aquatic Toxicity

Facility Type	Chronic Toxicity	Acute Toxicity
POTW \geq 5 MGD	RPA not Required	RPA not required*
POTW < 5 MGD	RPA Required	RPA not required*
Other non-storm water NPDES discharger	RPA Required	RPA <u>not</u> Required*

*The Water Boards have the discretion to require a reasonable potential analysis.

Comparison of Current Conditions and the Preferred Option

Currently, there are no consistent statewide procedures for determining when and how to conduct reasonable potential analysis. The Provisions would establish such clear and consistent statewide procedures for determining when and how to conduct reasonable potential analysis for both acute and chronic toxicity. These requirements include specific procedures for determining acute and chronic toxicity and require all POTWs that are permitted to discharge

5 MGD or greater to conduct chronic toxicity monitoring regardless of reasonable potential. All regional water boards would be required to use the U.S. EPA's recommend procedures from the TST implementation document for establishing a reasonable potential for acute and chronic toxicity.

The 10 percent threshold in the Provisions does not allow for a subjective interpretation regarding the potential to cause or contribute to toxicity. The requirements may initially create a small increase in work to analyze the previous five years of toxicity test data and potentially reanalyze some tests using the TST approach, upon permit issuance, reissuance, or renewal.

However, the requirement will afford the long-term benefit of more comprehensive and consistent protection of water quality.

The requirements in the Provisions which specify that POTWs that are authorized to discharge 5 MGD or greater must conduct routine chronic toxicity testing will likely result in an increase in the number of facilities that are required to conduct routine chronic toxicity monitoring. The review of a representative sample of permits revealed that most of the permits for POTW dischargers of this size already require the dischargers to conduct

First Revised Draft Staff Report: Establishment ~~Part [X]~~ of the Water Quality Control Plan for Inland Surface Waters, Enclosed Bays, and Estuaries of California; and ~~—~~ Toxicity Provisions.

routine chronic toxicity monitoring.

Because this option provides clear thresholds for establishing when a reasonable potential exists and requires that the regional water boards use all toxicity test data generated within five years prior to permit issuance, reissuance, renewal, or reopening to evaluate if the discharger has exceeded those thresholds for establishing reasonable potential, the option will likely lead to an increase in the number of non-storm water NPDES dischargers that are required to conduct routine monitoring for chronic and/or acute toxicity and comply with toxicity effluent limitations.

The option would continue to allow the regional water boards to determine reasonable potential based on other factors, such as the nature and type of discharge or chemicals used by a facility that may potentially cause toxicity. Therefore, it is likely that where a discharge has been determined to have reasonable potential to cause or contribute to an exceedance of a narrative toxicity water quality objective, that discharge will also be determined to have reasonable potential to cause or contribute to an exceedance of the numeric toxicity water quality objective.

Advantages and Disadvantages

This option has the advantage of providing a clear procedure for analyzing and determining when a non-storm water NPDES discharger has reasonable potential to cause or contribute to an excursion above the toxicity water quality objectives. The determination would be consistent with the TST approach and the recommendations in Appendix E of U.S. EPA's TST Implementation document (U.S. EPA, June 2010). Dischargers that do not have toxicity test data from at least four tests, using species selected by the Regional Water Board from Table 1 of the Provisions, which were generated within five years prior to permit issuance, reissuance, or reopening (to address toxicity requirements) the discharger would be required to conduct additional toxicity tests so that a minimum of four tests could be analyzed using the TST approach, therefore, assuring that sufficient data is available to Regional Water Boards to make an assessment. This option still provides flexibility to Regional Water Boards to use other relevant information for determining reasonable potential and older data for analyzing reasonable potential. This option would lead to greater statewide consistency in making reasonable potential findings.

This option also imposes more stringent requirements than the Clean Water Act by not requiring a reasonable potential analysis and requiring the Water Boards to include chronic toxicity monitoring and chronic toxicity effluent limitations in the NPDES permit for all POTWs authorized to discharge at a flow equal to or greater than five MGD. By requiring all POTW's that discharge at this volume to conduct regular chronic toxicity testing, a measure of protection is assured for their receiving waters.

This option does provide less flexibility to Regional Water Boards in that if any toxicity test conducted within five years prior to permit issuance, reissuance, renewal, or reopening (to address the Provisions) resulted in a "fail," or had a percent effect of greater than 10

percent, then reasonable potential would be established. Therefore, Regional Water Boards would have less discretion in how it determines if reasonable potential does or does not exist.

Option 2: No Action

Under this option, the Water Boards would continue to choose their own method of determining if dischargers have reasonable potential. The Water Boards could use the reasonable potential analysis procedures in the guidelines in the Technical Support Document, the TST Implementation Document, or the Water Boards could rely on other procedures for determining reasonable potential.

One advantage of this approach is that the Water Boards would have flexibility in how to use aquatic toxicity data and other information when determining reasonable potential. A disadvantage of this option is that some Water Boards would remain without clear, understandable procedures, and there would be little consistency between the Water Boards. Some procedures, such as those that require quantifying toxicity into measurable units, may require specific expertise to make a fair assessment and may require considerable staff time and training.

5.4.3 Issue F. What water quality based effluent limitations should be used for toxicity in the State of California?

Current Conditions

As defined in the Clean Water Act, *effluent limitation* means any restriction on “quantities, discharge rates, and concentrations of ‘pollutants’ which are ‘discharged’ from ‘point sources’ into ‘waters of the United States,’ the waters of the “contiguous zone,” or the ocean.” (40 CFR § 122.2). The CWA also requires the implementation of effluent limitations as stringent as necessary to meet water quality standards established pursuant to state or federal law [33 U.S.C., §1311(b)(1)(C); 40 C.F.R. 122.44(d)(1)]. NPDES permits must contain effluent limitations that control all pollutants that “are or may be discharged at a level which will cause, have the reasonable potential to cause, or contribute to an excursion above any state water quality standard, including state narrative criteria for water quality.” (40 C.F.R. § 122.44(d)(1)(i).) When Regional Water Boards have determined that there is a reasonable potential for the effluent to cause or contribute to an exceedance of the narrative toxicity objective the effluent limitations are expressed in permits as either numeric or narrative effluent limitations. There are a variety of ways in which numeric acute and chronic toxicity effluent limits are expressed in permits.

Chronic Toxicity Effluent Limitations

Six of the nine Regional Water Boards include numeric triggers, rather than numeric effluent limitations in non-storm water NPDES permits. These numeric triggers are sometimes used in conjunction with narrative effluent limitations, although an exceedance of the numeric trigger may not be considered a violation of the narrative effluent limitation.

The non-storm water NPDES permits that were reviewed for the North Coast and the Central Coast Regions did not contain narrative or numeric effluent limitations for chronic toxicity.

Rather, the non-storm water NPDES permits contain chronic toxicity triggers that, when exceeded, require accelerated monitoring, which could lead to a TRE. The accelerated monitoring triggers are based on pass/fail results using the TST approach to analyze chronic toxicity test data, and the percent effect at the IWC.

The non-storm water NPDES permits that were reviewed in the Central Valley Region varied in the use of effluent limitations and triggers. Some of the permits included a narrative effluent limitation, usually stated as, “there shall be no chronic toxicity in the effluent discharge.” The narrative effluent limitations are used in conjunction with an accelerated monitoring trigger expressed as a TUC value. A TUC is defined in most Central Valley Region permits as $TUC = 100/NOEC$, $100/IC_{25}$ or $100/EC_{25}$. When no dilution is available, the numeric trigger is set at a level not to exceed 1 TUC. When dilution is available for chronic toxicity, some Central Valley Region permits adjust the effluent limitation based on the amount of dilution available.

Other non-storm water NPDES permits in the Central Valley Region did not include narrative or numeric effluent limitations, but still included an accelerated monitoring trigger expressed as a TUC value. The Central Valley Region Municipal Wastewater Discharger’s General Permit (Order No. R5-2017-0085) includes a chronic numeric median effluent limitation in which effluent shall not exceed 1 TUC and a 25 percent effect at 100 percent effluent, for any endpoint as the median of three consecutive tests over a six-week period.

Non-storm water NPDES permits that were reviewed in the Lahontan Region, that were determined to have reasonable potential for chronic toxicity, contained a narrative effluent limitation stating, “[t]he discharge shall not contain chronic toxicity at a level that would cause or contribute to toxicity in the receiving water...” These permits also contained a numeric trigger to initiate accelerated monitoring, when there is a statistically significant difference between a sample of 100% effluent and a control.

Non-storm water NPDES permits that were reviewed in the Colorado River Region include a narrative water quality objective for chronic toxicity. The narrative chronic toxicity objectives are used in conjunction with a numeric accelerated monitoring trigger based on pass/fail results using the TST approach to assess chronic toxicity test data.

Non-storm water NPDES permits that were reviewed in the San Diego Region included numeric chronic toxicity effluent limitations based on pass/fail results using the TST approach to assess chronic toxicity test data. There were two different MDELs in the three permits that were reviewed for the San Diego Region. One permit only included an MDEL and not an MMEL. In this permit the MDEL is exceeded when a chronic toxicity test at the IWC results in a fail, regardless of the percent effect. The other two permits in the San Diego Region included both a MMEL and a MDEL. In these permits the MDEL is exceeded when chronic toxicity tests, analyzed using the TST statistical approach, results

in a fail and the percent effect is greater than or equal to 50 percent for any endpoint. The MMEL for chronic toxicity is exceeded when the median of no more than three independent chronic toxicity tests, conducted within the same calendar month and analyzed using the TST statistical approach, results in a fail.

Non-storm water NPDES permits that were reviewed in the Los Angeles Region included numeric chronic toxicity effluent limitations based on pass/fail results using the TST approach to assess chronic toxicity test data. The permits included both a MDEL and a MMEL. The MDEL is exceeded when a toxicity test results in a fail, and the percent effect is greater than or equal to 50 percent for any endpoint. The MMEL is exceeded when the median result of two out of three chronic toxicity tests, conducted in the same calendar month, result in a fail.

Non-storm water NPDES permits that were reviewed in the San Francisco Region included numeric chronic effluent limitations for all dischargers that were determined to have reasonable potential. The non-storm water NPDES permits with chronic toxicity effluent limitations typically include both an AMEL and an MDEL. The AMELs and MDELs in these permits were derived from a TUC value of 1 TUC at 100 percent effluent. The effluent limitations (both the AMEL and MDEL) was derived in three steps:

1. Convert the 1 TUC criteria to an effluent concentration allowance using the dilution credit specified in the permit.
2. Convert the effluent concentration allowance to a long-term average using a chronic multiplier.
3. Using the long-term average and corresponding multipliers, calculate the permitted AMEL and MDEL.

The resulting TUC value in the permit for the AMEL corresponds to a higher concentration of effluent than the IWC and the TUC value for the MDEL corresponds to a lower concentration of effluent than the IWC. For example, if a permit has a dilution ratio of 3.25 to 1 the IWC would be 31 percent effluent concentration. Using the procedures outlined above, the AMEL would be 2.7 TUC, which corresponds to a concentration of about 37 percent effluent. The MDEL would be 5.3 TUC, which corresponds to a concentration of about 19 percent effluent.

Two of the permits that were reviewed for refineries in the San Francisco Region included only MDELs for chronic toxicity. In these permits the Regional Water Board did not use the procedures outlined above to calculate the MDEL. Each of these two permits included a 10 to 1 dilution ratio, which resulted in a MDEL of 10 TUC. In these permits the concentrations use to determine compliance with the MDEL would be similar to the IWC in the Provisions.

Acute Toxicity Effluent Limitations

For acute toxicity, most of the numeric effluent limitations in the permits reviewed were expressed as percent survival.

The non-storm water NPDES permits that were reviewed for the North Coast, the Central Valley, and the Lahontan Regions, which contained numeric acute effluent limitations expressed the MDEL as no less than a minimum of 70 percent effect for any one toxicity test, and a MMEL of no less than a median of 90 percent effect for any three consecutive toxicity tests. However, one non-storm water NPDES permit reviewed contained these same thresholds as accelerated monitoring triggers instead of acute toxicity effluent limitations.

Some of the non-storm water NPDES permits that were reviewed in the San Francisco Region also contained numeric acute effluent limitations expressed as a single-sample maximum which states “[a]ny bioassay test showing survival of less than 70 percent represents a violation of this effluent limit”, and a three-sample median, which states, “[a] bioassay test showing survival of less than 90 percent represents a violation of this effluent limit if one or more of the past two bioassay tests also shows less than 90 percent survival” (Order No. R2-2015-0021). However, most of the acute effluent limitations in non-storm water NPDES permits in the San Francisco Region are 11-sample median values of not less than 90 percent survival and 11-sample percentile value of not less than 70 percent survival. The 11-sample median value is expressed as, “[a] bioassay test showing survival of less than 90 percent represents a violation of this effluent limit if five or more of the past ten or fewer bioassay tests show less than 90 percent survival.” The 11-sample percentile value is expressed as, “[a] bioassay test showing survival of less than 70 percent represents a violation of this effluent limit if one or more of the past ten or fewer bioassay tests show less than 70 percent survival (Order No. R2-2017-0013).

One of the non-storm water NPDES permits that were reviewed in the Central Coast region, contained a numeric acute toxicity effluent limitation. The numeric acute toxicity effluent limitation is based on the percent survival. The permit states, “[t]he presence of acute toxicity shall be determined as significantly reduced survival of test organisms at 100 percent effluent compared to a control using a statistical t-test.” (Order No. R3-2017-0026). No non-storm water NPDES permits that were reviewed for the Central Coast region contained accelerated monitoring triggers for acute toxicity.

The non-storm water NPDES permits that were reviewed in the Santa Ana and Colorado River Regions contained narrative effluent limitations for acute toxicity, but none of the non-storm water NPDES permits that were reviewed contained any numeric effluent limitations or triggers for acute toxicity.

None of the non-storm water NPDES permits that were reviewed in the Los Angeles or San Diego Regions contained any narrative or numeric acute toxicity effluent limitations or triggers for acute toxicity. The permits state that the chronic toxicity effluent limitations are protective of both chronic and acute toxicity. Therefore, acute toxicity effluent

limitations were not included in permits with chronic toxicity effluent limitations.

Except for one permit in the Central Coast Region, none of the non-storm water NPDES permits reviewed with numeric effluent limitations for acute toxicity include a statistical approach for assessing compliance with the acute toxicity effluent limitations. Rather, survival is calculated as a simple percent, which doesn't account for variation or inference. Therefore, using a similar approach for establishing an acute effluent limitation is not considered as a viable option and is not included in the options considered below. The Central Coast Region permit states that the presence of acute toxicity shall be determined using a statistical t-test (Order No. R3-2017- 0026).

Issue Description

None of the Regional Water Board basin plans include detailed specific requirements or direction for establishing water quality based effluent limits for chronic or acute aquatic toxicity. The 2014 U.S. EPA Permit Quality Review for California identified several problems regarding how water quality based effluent limitations were developed in NPDES permits and states "[i]n general, California permits would greatly benefit from a Statewide policy on chronic and acute WET implementation in NPDES permits." The U.S. EPA cites permit deficiencies stemming from different interpretations of statewide policy and guidance, and recommends the State Water Board develop, clarify and standardize the approach for calculating numeric limitations for toxic pollutants and whole effluent toxicity (U.S. EPA 2014). In Order WQO 2003-0012, the State Water Board determined that (1) the propriety of including numeric effluents for chronic toxicity in NPDES permits for publicly-owned treatment works should be considered in a regulatory setting, in order to allow for full public discussion and deliberation; and (2) the SIP be modified to specifically address the issue. In Resolution No. 2005-0019, the State Water Board directed staff to introduce an amendment to the SIP to address narrative toxicity control provisions. In 2012, staff were directed to incorporate toxicity control provisions as an amendment to the Water Quality Control Plan for Enclosed Bays and Estuaries of California.

The NPDES regulations in 40 C.F.R. Section 122.45(d) require that for continuous dischargers, all permit limitations be expressed, unless impracticable, as average monthly and maximum daily discharge limitations for all discharges other than POTWs, and as average weekly discharge limitations and average monthly discharger limitations for POTWs. The average weekly discharge limitation is the highest allowable average of "daily discharges" over a calendar week; the maximum daily discharge limitation is the highest allowable discharge measured during a 24-hour period representing a calendar day; the average monthly discharge limitation means the highest allowable average of daily discharges over a calendar month (40 C.F.R. § 122.2).

MDELs for aquatic toxicity are already included in non-storm water NPDES permits throughout California and in other states and are not considered impracticable. In contrast, section 5.2.3 of the Technical Support Document does declare average weekly limits (AWL) for effluent impractical for POTWs. Specifically, section 5.2.3 of the Technical Support Document states, "in lieu of an AWL for POTWs, EPA recommends establishing

MDL [maximum daily effluent limitation] (or a maximum test result for chronic toxicity) for toxic pollutants and pollutant parameters in water quality permitting. This is appropriate for at least two reasons. First, the basis for the 7-day average for POTWs derives from the secondary treatment requirements. This basis is not related to the need for assuring achievement of water quality standards.

Second, a 7-day average, which could comprise up to seven or more daily samples, could average out peak toxic concentrations and therefore the discharge's potential for causing acute toxic effects would be missed. An MDL, which is measured by a grab sample, would be toxicologically protective of acutely (higher magnitude) toxic impacts.”

Effluent limitation expression will depend on the water quality objective, selected in Issue A, and the statistical approach selected in Issue C.

Options

Option 1 - Preferred: Use the TST approach to establish maximum daily and median monthly water quality based effluent limitations

This option would require the Water Boards to use MDELs and MMELs based on the TST approach when establishing numeric water quality based effluent limitations in non-storm water NPDES permits for chronic and acute toxicity. This approach would be used in conjunction with Option 1 of Issue A and Option 1 of Issue C.

Chronic Toxicity - Maximum Daily Effluent Limitation

The MDEL is based on toxicity tests, analyzed using the TST approach at the IWC, and the percent effect. The percent effect component of the effluent limitation applies to the survival endpoint of all the methods, unless the test method and species does not include a survival endpoint. For those test methods and species that don't have a survival endpoint the percent effect applies to the sub-lethal endpoint.

The sub-lethal endpoint is used to determine compliance with the MDEL. The sub-lethal endpoints incorporate both the test species sub-lethal (e.g., reproduction, growth, etc.) and survival response. Organisms that don't survive won't continue to germinate, grow, or reproduce. The sub-lethal endpoints are still calculated based on the number of test organisms at test initiation.

The Water Boards would include the following MDEL in the NPDES permit whenever a non- storm water NPDES discharger has reasonable potential to exceed the chronic toxicity water quality objective, or is a POTW discharger authorized to discharge at a rate equal to or greater than 5 MGD:

No {most sensitive species} chronic toxicity test shall result in a “fail” at the IWC for the sub-lethal endpoint measured in the test, and a percent effect greater than or equal to 50 percent for the survival endpoint.

When the most sensitive species does not have a survival endpoint; the Regional Water Board would include the following MDEL in the dischargers NPDES permit:

No {most sensitive species} chronic toxicity test shall result in a “fail” at the IWC for any sub-lethal endpoint measured in the test, and a percent effect for that sub-lethal endpoint greater than or equal to 50 percent.

This determination is made using routine monitoring test results, MMEL compliance test results, or any monitoring conducted with the most sensitive species at the IWC.

If multiple sub-lethal endpoints are measured in a chronic toxicity test (e.g., for giant kelp), there can be no more than a single MDEL violation per toxicity test, even if more than one of the endpoints in the toxicity test has a fail and a percent effect equal to or greater than 50 percent.

To address the concern that a false positive may result in a MDEL violation with a single test, an additional threshold of a 50 percent effect is included to be certain the magnitude of toxicity is high enough by itself to warrant a permit violation. The additional 50 percent effect threshold is consistent with an LC₅₀, which is a measurement often used in toxicity to show a significant toxic effect on test organisms.

Chronic Toxicity - Median Monthly Effluent Limitation

MMELs are designed to address the possible effects of a discharge over a period of a calendar month. Under this option, the MMEL is based on toxicity tests, analyzed using the TST approach at the IWC. Unlike the MDEL, the MMEL does not rely on the percent effect, but instead considers only the pass/fail analysis of the toxicity test data using the TST approach.

As discussed in Issue H, whenever a chronic or acute routine monitoring test results in a “fail”, the discharger would be required to conduct two MMEL compliance tests, initiated within the same calendar month as the initial routine monitoring test that resulted in a fail. The MMEL compliance tests would be conducted using the same test methods and species as the routine monitoring test, and the resulting data would be evaluated using the TST statistical approach. There is a violation of an MMEL when two or more most sensitive species chronic toxicity tests initiated in a calendar month result in a “fail” at the IWC. This determination is made using routine monitoring test results, MMEL compliance test results, or any monitoring conducted with the most sensitive species at the IWC.

Whenever a non-storm water NPDES discharger has reasonable potential for chronic toxicity, or is a POTW discharger authorized to discharge at a rate equal to or greater than 5 MGD, the Regional Water Board would include the following MMEL in the NPDES permit:

No more than one {most sensitive species} chronic toxicity test initiated in a calendar month shall result in a “fail” at the IWC for any endpoint.

The MMEL uses the median of three toxicity tests conducted within the same calendar month. Two fails within three consecutive toxicity tests is a clear indication that toxicity exists in the effluent. It is statistically improbable that two out of three toxicity tests, conducted within the same calendar month would result in fails through error alone, given the low false positive rate incorporated into the TST approach. If the first routine toxicity test results in a pass, the second and third toxicity tests in that calendar month are waived. This procedure allows for ongoing routine monitoring of aquatic toxicity to ensure the protection of the environment, while providing some relief to non-storm water NPDES dischargers from conducting multiple aquatic toxicity tests each calendar month if the initial toxicity test demonstrates that their effluent is non-toxic.

A single toxicity test that results in fails for multiple sub-lethal endpoints (e.g., giant kelp) would not by itself result in a violation of the chronic toxicity MMEL. Note, however, that a fail for one sub-lethal endpoint in one toxicity test followed by a fail of a different sub-lethal endpoint in a subsequent toxicity test initiated within the same calendar month would result in a violation of the chronic toxicity MMEL.

Acute Toxicity - Maximum Daily Effluent Limitation

The MDEL is based on toxicity tests, analyzed using the TST approach at the IWC, and the percent effect. Compliance with the acute MDEL would be determined by using the TST approach to evaluate test data and the percent effect at the IWC. Whenever a non-storm water NPDES discharger has reasonable potential for acute toxicity the Regional Water Board would include the following MDEL in the discharger's NPDES permit:

No {most sensitive species} acute toxicity test shall result in a "fail" at the IWC for the survival endpoint and a percent effect for the survival endpoint greater than or equal to 50 percent.

This determination is made using routine monitoring test results, MMEL compliance test results, or any monitoring conducted with the most sensitive species at the IWC.

To address the concern that a false positive may result in a MDEL violation with a single test, an additional threshold of a 50 percent effect is included to be certain the magnitude of toxicity is high enough by itself to warrant a permit violation. The additional 50 percent effect threshold is consistent with an LC₅₀, which is a measurement often used in toxicity to show a significant toxic effect on test organisms.

Acute Toxicity - Median Monthly Effluent Limitation

Whenever a non-storm water NPDES discharger has reasonable potential for acute toxicity, the Regional Water Board would include the following MMEL in the dischargers NPDES permit:

No more than one {most sensitive species} acute toxicity test initiated in a calendar month shall result in a "fail" at the IWC for the survival endpoint.

This determination is made using routine monitoring test results, MMEL compliance test results, or any monitoring conducted with the most sensitive species at the IWC.

Table 5-4. Routine Monitoring and MMEL Compliance Tests (Conducted in the Same Calendar Month), and MMEL Violation.

Routine Monitoring	Compliance Test 1	Compliance Test 2	MMEL Violation
Pass	*NA	*NA	No
Fail	Pass	Pass	No
Fail	Pass	Fail	Yes
Fail	Fail	*NA	Yes

*Tests are not required

Comparison of Current Conditions and the Preferred Option

Chronic Toxicity

The chronic toxicity effluent limitations in this option are applied differently than chronic toxicity accelerated monitoring triggers, which are contained in several of the non-storm water NPDES permits that were reviewed for the North Coast, Central Coast, Central Valley, Lahontan, Colorado River and Santa Ana Regional Water Boards. Although exceeding the accelerated monitoring triggers does require dischargers to take additional actions, including additional monitoring and possibly a TRE, the triggers do not subject dischargers to violations or possible penalties. The chronic toxicity effluent limitations in the Provisions clearly define what constitutes a violation. Dischargers that receive multiple violations under the Provisions are also subject to additional action, such as conducting a TRE.

The chronic toxicity triggers in the current non-storm water NPDES permits issued by the North Coast, Central Coast, and Colorado River Regional Water Boards are based on the pass/fail results using the TST approach. A test that results in a fail requires the discharger to conduct accelerated monitoring tests, which could lead to a TRE. The triggers are generally consistent with the effluent limitations in the Provisions, because they are based on the same RMDs and use the same statistical approach to evaluate the test data. However as noted above, the triggers are not numeric effluent limitations, therefore, the permit does not define what constitutes a violation.

The chronic toxicity triggers in non-storm water NPDES permits issued by the Central Valley, Lahontan, and Santa Ana Regional Water Boards are based on a threshold of 1

TUc at 100 percent effluent, which is equivalent to a NOEC at 100 percent effluent. If dilution credit is available, some Regional Water Boards adjust the TUc value to establish a trigger that is equivalent to a NOEC at the IWC. The TST Test Drive, which is discussed in greater detail in Option 1 of Issue C compared the results using the TST approach and the current NOEC approach when analyzing toxicity test data at the IWC. The TST Test drive concluded that the total number of exceedances were generally the same overall and the two approaches had similar outcomes on the test results for over 90 percent of the tests that were analyzed.

Therefore, the thresholds used to establish the MMEL for chronic toxicity in the Provisions are generally consistent with the chronic toxicity triggers in many of the non-storm water NPDES permits that were reviewed in the Central Valley, Lahontan, and Santa Ana Regional Water Boards.

~~Although it is not anticipated that the Provisions will lead to an increase in the number of exceedances of the RMD using the TST approach, compared to the triggers under many current permits, it is anticipated that this option will result in an increase in the number of violations. The reason for this increase is that the Provisions clearly define what constitutes a violation of the daily and the monthly effluent limitations, while the triggers in the permits that were evaluated for these regions do not define effluent limitations or what would constitute a violation.~~

Based on analyses comparing results of NOEC and TST data analysis, it is not anticipated that implementing the Provisions will lead to an increase in the number of samples considered toxic. However, the Provisions would establish numeric effluent limitations for acute and chronic aquatic toxicity and define what constitutes a violation. As a result, implementing the Provisions likely will increase the number of violations as compared to the existing toxicity triggers in many permits, which do not result in violations.

The chronic toxicity effluent limitations in the Provisions are consistent with the MMEL and MDEL contained in the non-storm water permits in the Los Angeles Region and some of the non-storm water NPDES permits in the San Diego Region. In both the Provisions and in these non-storm water NPDES permits, the chronic toxicity MMEL is based on the pass/fail results for the median of three chronic toxicity tests conducted in a calendar month and analyzed using the TST approach. The MDEL in these non-storm water NPDES permits and the Provisions are similar, since they are both based on a fail and a 50 percent effect. The difference is that the Provisions use a 50 percent effect for the lethal endpoint, when the test has a lethal endpoint, while the MDEL in the permits uses a 50 percent effect threshold for any endpoint.

In only one non-storm water NPDES permit in the San Diego Region that uses the TST approach, the MDEL is different from both MDELs in the San Diego Region and in the Provisions (R9-2017-0020). In this permit the chronic MDEL is a pass for any chronic toxicity test conducted at the IWC, regardless of the percent effect. Given the difference in the MDELs in the San Diego Region all non-storm water NPDES permits within the San Diego region that discharger to inland surface waters, enclosed bays, and estuaries were

reviewed to confirm that no other permits contain this MDEL. Permit R9-2017-0020 is for a discharge to an impaired water body and the MDEL is not representative of other effluent limitations in the region.

The AMELs and the MDELs in non-storm water NPDES permits in the San Francisco Region were derived from a criterion of 1 TUC prior to applying dilution credit. A threshold of 1 TUC is equivalent to a NOEC or an IC₂₅ at 100 percent effluent. The AMEL and MDEL for most permits that were reviewed in the San Francisco Region were derived using the steps described above under “Current Conditions.” When no dilution is available the AMEL is set at 1 TUC. However, when dilution is available, the resulting AMEL is at a slightly higher concentration of effluent than the IWC.

The San Francisco Regional Water Board typically uses a point estimate approach with an IC₂₅ to assess compliance with chronic toxicity effluent limitations. Both the AMEL in the permits and the MDEL in this option rely on the median results of multiple chronic toxicity tests conducted during the calendar month. Both the IC₂₅ and the TST approach for chronic toxicity use a 25 percent effect as a threshold for determining when to declare a sample as toxic. In some of the permits that were reviewed for the San Francisco Region, the IC₂₅ for the AMEL was applied to a slightly higher concentration of effluent than the IWC. As noted in Option 3 of Issue C, point estimates often lack a confidence interval. Without a confidence interval it is not possible to determine the probable error rates or the statistical confidence of the results. Although difficult to compare the stringency of the effluent limitations when different concentrations are used in each, on balance, no relaxation of water quality based effluent limitations in non-storm water NPDES dischargers permits is expected as a result of incorporating the effluent limitations in the Provisions because use of the TST provide three critical improvements, as described in more detail below.

The MDELs in the reviewed San Francisco Regional Water Board permits are based on a lower concentration of effluent and are exceeded whenever a single test exceeds that limit. It is not possible to determine if a 50 percent effect for the lethal endpoint at the IWC is more, or less stringent than an IC₂₅ at a lower concentration of effluent. Therefore, looking only at the use of different concentrations, it is unknown if the MDEL in this option will be more, or less stringent than the MDELs in the existing non-storm water NPDES permits in the San Francisco Region. Although difficult to compare the stringency of the effluent limitations when different concentrations are used in each, on balance, no relaxation of water quality based effluent limitations in non-storm water NPDES dischargers permits is expected as a result of incorporating the effluent limitations in the Provisions. The Provisions would require use of the TST in determining compliance which provides three critical improvements: 1) the incorporation of RMDs and individual test method specific error values that clearly define what effect level is considered toxic; 2) restatement of the null and alternative hypothesis so that dischargers are required to demonstrate that their effluent is not toxic; and 3) the incorporation of both false positive and false negative error rates, providing high confidence in the outcome for each result. Taking into consideration a possible increase in monitoring and the use of the TST, there would not be a relaxation of effluent limitations.

Acute Toxicity

The Provisions would ~~not require POTW dischargers to conduct a reasonable potential analysis for acute toxicity, unless required by~~ allow the Regional Water Boards to determine, on a case-by-case basis if a non-storm water NPDES discharger is required to conduct a reasonable potential analysis for acute toxicity. Therefore, the acute toxicity effluent limitations in the Provisions ~~will typically not apply to POTW~~ may not apply to many non-storm water NPDES dischargers. Some ~~POTW non-storm water NPDES~~ dischargers that currently have both chronic and acute toxicity effluent limitations in their permits may not be required to have acute toxicity effluent limitations with this option. This option would require dischargers to have acute toxicity effluent limitations whenever a reasonable potential for acute toxicity exists, even if the discharger has chronic toxicity effluent limitations. Therefore, some dischargers that rely on chronic toxicity effluent limitations to protect for both chronic and acute toxicity may be required to include acute effluent limitations in their permits, even when the permit already includes chronic effluent limitations.

Most of the numeric acute toxicity effluent limitations in the permits that were reviewed required discharges to meet both a longer-term 90 percent survival threshold and a short-term 70 percent survival threshold. The 90 percent thresholds are typically a median of three consecutive tests and the 70 percent threshold is typically expressed as a single sample maximum in the permits that were reviewed. However, some permits in the San Francisco Region express these limits over a larger number of samples. These effluent limitations in the permits are calculated as a percent survival, without the use of a statistical approach to assess the variability of the data. Because these effluent limitations do not contain a statistic, they do not account for variation. In contrast the Provisions use the TST approach, which is a clear statistical approach that accounts for variation and provides statistical confidence in the outcomes.

Of the permits that were reviewed, only one permit used a statistical approach to set a numeric effluent limitation for acute toxicity. This permit states, “[t]he presence of acute toxicity shall be determined as significantly reduced survival of test organisms at 100 percent effluent compared to a control using a statistical t-test” (Order No. R3-2017-0026). The TST approach in the Provisions meets these parameters in the permit. The TST approach uses a statistical t-test to compare the sample to a control and defines “significantly reduced survival” through the use of the RMD. Therefore, the acute effluent limitation in the Provisions are consistent with the acute effluent limitation in this permit.

Some of the permits that were reviewed contained numeric triggers, which were generally based on the percent survival, but did not contain numeric effluent limitations. The effluent limitations in the Provisions are anticipated to result in an increase in the number of violations compared to permits with numeric triggers. The reason for this increase is that the Provisions clearly define what constitutes a violation of the daily and the monthly acute toxicity effluent limitations, while the triggers in the permits that were evaluated for these

regions do not define effluent limitations or what would constitute a violation.

Advantages and Disadvantages

Using the acute and chronic effluent limitations described above for all non-storm water NPDES permits would provide statewide consistency among permits. This would reduce confusion about how effluent limitations should be established and simplify the permitting process for dischargers and regulators, by providing specific MDEL and MMEL language for inclusion in NPDES permits.

For the Water Boards, using standardized MDELs and MMELs would reduce time spent on developing effluent limitations for aquatic toxicity on a permit-by-permit basis, as each Water Board would use the same process and mathematical calculations. Using the same effluent limitations statewide also makes assessment much easier, because a single system and set of calculations would be required for determining compliance. This would provide a clear understanding of the standards that must be met and what constitutes a violation.

Option 2: Use NOEC or point estimate approaches to establish maximum daily and median or average monthly water quality based effluent limitations

The Technical Support Document recommends if the NOEC is used that the chronic effluent limitation be expressed as 1 TUc and the acute effluent limitation be expressed as 0.3 TUa. Under this option a chronic effluent limitation of 1 TUc could be established and assessed using either the NOEC statistical approach or a point estimate approach. The NOEC and point estimate approaches are discussed in options 2 and 3 of issue C. A TUc is the reciprocal of 100 divided by the statistical endpoint of either NOEC or EC₂₅. The effluent limitation would be set at 1 TUc, which means that the NOEC or EC₂₅ could not be at a concentration of less than 100 percent effluent. Using this approach, the effluent limitation of 1 TUc would be exceeded whenever the NOEC or EC₂₅ is less than 100 percent effluent.

Setting a median or average monthly effluent limitation of 1 TUc would be consistent with current numeric effluent limitations for chronic toxicity in many non-storm water NPDES permits in the State. If dilution is available, the monthly effluent limitation could be adjusted to account for the permitted dilution following guidance in the Technical Support document and using the equations available in Appendix C of the Toxicity Training Tool (Denton et al 2010).

The maximum daily chronic effluent limitation could then be calculated from the monthly median effluent limitation. These calculations are demonstrated for low flow conditions in Table C-2 of Appendix C of the Toxicity Training Tool. Using these calculations for low flow waters, a discharger with a MMEL of 1 TUc would have an MDEL of 1.6 TUc. A MDEL of 1.6 TUc would mean that when the NOEC or EC₂₅ is less than 62.5 percent concentration of the effluent, the MDEL is exceeded.

For acute toxicity, EPA recommends a water quality criterion of 0.3 TUa, where a TUa is the reciprocal of 100 divided by the statistical endpoint of LC₅₀. While an effluent limitation of 0.3 TUa is achievable in waters with greater than a 33 percent dilution, such a limitation is not achievable in waters where little or no dilution is available, such as effluent dominated water bodies. Since many dischargers in California discharge into streams that have little or no available dilution, a statewide effluent limitation of 0.3 TUa is not practical.

In situations where a mixing zone and dilution credits are not available the Technical Support Document recommends hypothesis testing be used for the acute toxicity effluent limitation.

Advantages and Disadvantages

The advantage of this option is that the chronic effluent limitations would be similar to the chronic effluent limitations currently found in some permits throughout the State. Therefore, these effluent limitations would not require any significant changes when permits are renewed or reopened. This option would also achieve the goal of statewide consistency.

A disadvantage of this approach is that the U.S. EPA recommended acute effluent limitation of 0.3 TUa is not achievable in effluent dominated water bodies or where dilution and mixing zones are not available. A traditional hypothesis approach could be used to develop a pass/fail test for acute toxicity. Additionally, NOEC requires a dilution series in the laboratory and review of a concentration response curve, often with complex data interpretation proving to be both costly and time consuming. NOEC and LOEC do not clearly define what is unacceptable toxicity (i.e., an RMD), and are not easily understood and interpreted in permits for the purpose of compliance. Such an approach would need to be established and would have the same advantages and disadvantages for using a traditional hypothesis approach as discussed in Issue A and Issue C (Sections 5.1.1 and 5.3.1 of the Staff Report).

For chronic toxicity this option would rely on using either the NOEC statistical approach or a point estimate approach to assess the acute and chronic toxicity data. The advantages and disadvantages of these approaches are discussed in options two and three of Issue C.

Option 3: No action

Under this option, the Regional Water Boards would continue to determine effluent limitations based on the narrative objectives within their respective basin plans and the statistical approach used to analyze aquatic toxicity test data. The Regional Water Boards would also be responsible for setting the number of toxicity tests required to determine compliance.

While this approach would offer the Regional Water Boards the flexibility to adjust compliance requirements to fit specific effluent limitations for the dischargers, the resulting inconsistencies could lead to an inequitable distribution of violations and compliance costs. The Water Boards would continue to lack a statewide approach for developing effluent

limitations for toxicity and for determining compliance with chronic and acute toxicity MDELs and MMELs. Therefore, effluent limitations would continue to be inconsistently applied to NPDES permits throughout the state. Continuing a system that relies on only narrative water quality objectives does not produce standardized and comparable measurements of toxicity based on measurements of biological responses.

5.4.4 Issue G. What monitoring frequencies should be established?

Current Conditions

Routine monitoring is required, reoccurring monitoring that is conducted throughout a permit term. Statewide toxicity testing frequencies for routine monitoring have not been established.

Currently, the North Coast, Los Angeles, Central Valley, Lahontan, Colorado River, and San Diego Regional Water Board basin plans describe a combination of self-monitoring programs and Regional Water Board preformed sampling to ensure compliance with the Water Quality Control Plan, NPPDES permits, WDRs, and water quality objectives. The San Francisco Regional Water Board basin plan states that monitoring frequency is based on a case-by-case basis. In addition, the San Francisco Regional Water Board basin plan also states that “dischargers with chronic toxicity limits in their permits monitoring quarterly or less frequently are required to accelerate the frequency to monthly (or as otherwise specified by the Executive Officer) when conditions such as those listed in Table 4-5 occur.” Table 4-5 in the San Francisco Regional Water Board bBasin plan lists effluent limitations for dischargers in the form of TUs. The Central Coast Regional Water Board has the following language, “For discharges between 1 and 10 MGD, the monitoring frequency shall be at least one complete scan of the Table B substances annually. Discharges greater than 10 MGD shall be required to monitor at least semiannually.” The Santa Ana Regional Water Quality Control Board (Santa Ana Regional Water Board) bBasin plan states, “The sampling frequency, locations, constituents, and other details vary from year to year depending on identified problems and needs, and on staff and funding availability.”

A review of representative non-storm water NPDES permits from each of the regions found that dischargers permitted to discharge at a rate of less than 5 MGD typically have a monitoring frequency for chronic toxicity WET testing of either quarterly, semi-annually or annually. For those non-storm water NPDES dischargers with a permitted discharge rate of greater than 5 MGD, the chronic toxicity monitoring frequency is typically monthly or quarterly.

For acute toxicity, some non-storm water NPDES dischargers rely upon flow-through acute monitoring systems. When static acute WET testing is required, several non-storm water NPDES dischargers that are permitted to discharge at a rate of less than 5 MGD have monitoring frequencies of quarterly, semi-annually, or annually and non-storm water NPDES dischargers that are permitted to discharge at a rate of greater than 5 MGD typically have a monitoring frequency of quarterly. Most of the permits require dischargers to initiate an accelerated monitoring schedule whenever the results of a chronic or acute

toxicity test exceeds a numeric effluent limitation or trigger. Accelerated monitoring typically consists of four toxicity tests conducted once every two weeks, however some permits have an accelerated monitoring frequency of once a month. Some non-storm water NPDES permits that contain MMELs include requirements for MMEL compliance monitoring, which consists of two MMEL compliance tests, whenever a routine chronic or acute toxicity test results in a fail.

Issue Description

Routine monitoring frequency for toxicity varies widely among the numerous dischargers located throughout the state. These inconsistencies harbor the potential to undermine the aquatic life beneficial uses of receiving waters and may offer economic advantages to those dischargers that are seldom or never required to conduct toxicity tests. In addition to establishing a consistent regulatory framework, a routine schedule of toxicity tests would help maintain the biological integrity of receiving waters by acting as a backstop against the additive and synergistic effects of known and unknown pollutants.

There are inconsistencies in how Regional Water Boards address monitoring frequency. Even though the North Coast, Los Angeles, Central Valley, Lahontan, Colorado River, and San Diego Regional Water Boards have similar language in their Basin plans, the language provides dischargers with self-monitoring programs with Regional Water Board oversight. Such language is not very prescriptive and allows for inconsistencies in the monitoring frequency between the regions and the dischargers.

Options

Option 1 - Preferred: Establish statewide monitoring schedules for non-storm water NPDES dischargers

Under this option, MDEL and MMEL compliance monitoring would consist of 1) routine monitoring tests, 2) MMEL compliance tests, and 3) additional routine monitoring tests for TRE determination and compliance. Routine monitoring tests for non-storm water NPDES dischargers would be used to determine compliance with the MDEL. Routine monitoring tests would also be used, in conjunction with the MMEL compliance tests, to determine compliance with the MMEL. However, as discussed below, MMEL compliance tests would only be required if the routine monitoring toxicity test result in a fail.

Routine Monitoring Schedule for Chronic Toxicity

For chronic toxicity, the routine monitoring frequency would be determined by the authorized rate of discharge in the NPDES permit. All POTW dischargers that are authorized to discharge at a rate of 5 MGD or greater would be required to conduct monthly routine monitoring for chronic toxicity. All other non-storm water NPDES dischargers with reasonable potential that are authorized to discharge at a rate of 5 MGD or greater would be required to conduct monthly routine monitoring for chronic toxicity. All non-storm water NPDES discharges, including POTWs, with reasonable potential that are authorized to discharge at a rate of less than 5 MGD would be required to conduct

quarterly routine monitoring for chronic toxicity.

For all the above-mentioned dischargers, a routine monitoring test would only be required in months or quarters during which there is expected to be at least 15 days of discharge. This is to ensure that there is sufficient effluent available to collect the initial discharge sample and refresh water samples in order to conduct a chronic toxicity test in accordance with the required toxicity test methods, as listed in Section IV.B.1.b. of the Provisions.

Each routine monitoring test for chronic toxicity would need to be conducted at or near the beginning of the calendar month. Sufficient time would need to be allowed after the conclusion of a routine monitoring test to initiate two corresponding MMEL compliance tests, if needed, within the same calendar month as the initial routine monitoring test.

The Regional Water Boards would have the discretion to specify in the permit the exact dates or time periods in which the samples for the routine monitoring tests for chronic toxicity would be collected. For example, a Regional Water Board may require samples to be taken by the 10th of each month, or between the 15th and the 20th of the month. Regional Water Boards must specify the start of the calendar month in the permit. For example, a permit could specify that the calendar month starts on the first of each month, or that the calendar month starts on the twelfth of each month. If a calendar month starts on the twelfth of each month it would run through the eleventh of the following month. ~~Any specified sample collection dates or time periods.~~ The specified calendar month would need to be consistent with the required frequency in the Provisions. To the extent feasible, routine monitoring tests would be evenly distributed across the calendar year or period of seasonal or intermittent discharge.

In setting the start of the calendar month, the Regional Water Boards may work with the discharges and their laboratories to set the start of the calendar month for each discharger and the Regional Water Board must consider the relevant scheduling constraints identified by the discharger and the applicable laboratories. For example, many laboratories serve multiple non-storm water NPDES dischargers that may prefer to conduct their routine monitoring test on, or shortly after the start of each calendar month. To maximize the available space within a laboratory and staff resources, many laboratories may prefer to initiate a consistent number of routine monitoring tests each week. Laboratories would not be able to maintain this consistency if all of their clients have the same start of the calendar month. Therefore, laboratories may prefer to stagger the start of the calendar months for their clients to maximize their staff and laboratory resources. In this way laboratories should not be overwhelmed at the beginning of a calendar month and dischargers should have sufficient time to initiate MMEL compliance tests.

Whenever any chronic or acute routine monitoring test or MMEL compliance test does not meet test acceptability criteria (TAC) as indicated in the U.S. EPA-approved method being used, the discharger must initiate a new toxicity test to replace the toxicity test that did not meet TAC as soon as possible. The replacement test shall be used to determine compliance with the MMEL and MDEL for that calendar month, regardless of the calendar month in which the replacement test was initiated. In addition, if the replacement test results in a need for subsequent MMEL compliance tests, the results of those MMEL

compliance tests will be used to determine compliance with the MMEL and MDEL for that calendar month, regardless of the calendar month in which they are initiated. These tests cannot substitute for required routine monitoring tests or MMEL compliance tests in subsequent months.

Routine Monitoring Schedule for Acute Toxicity

For acute toxicity, the Water Boards would set the routine monitoring frequency for dischargers with reasonable potential for acute toxicity. The routine monitoring frequency would not be less than once per calendar year. The Water Boards would have discretion to specify or not specify the exact dates or time period in which a sample for routine monitoring would need to be taken. To the extent feasible, routine monitoring tests for acute toxicity would need to be evenly distributed across the calendar year or period of seasonal or intermittent discharge.

Although both chronic and acute toxicity samples may be collected at the same time, dischargers required to conduct routine monitoring for both chronic and acute toxicity would need to analyze the chronic and acute samples separately. Samples must be analyzed using the appropriate chronic and acute toxicity test methods as described in IV.B.1.b of the Provisions.

Non-storm water NPDES dischargers with reasonable potential for acute toxicity would not be allowed to substitute a flow-through acute toxicity testing system for routine monitoring for acute toxicity. However, a Regional Water Board would have the discretion to consider if a discharger is using or is required to use a flow-through acute toxicity testing system, when determining the appropriate routine monitoring frequency for acute toxicity.

Table 5-5. Routine Monitoring Frequency

Chronic Toxicity	POTWs \geq 5 MGD	Other NPDES Dischargers > 5 MGD with RP	POTWs < 5 MGD with RP	Other NPDES Dischargers < 5 MGD with RP
Frequency	Monthly	Monthly	Quarterly	Quarterly
Acute Toxicity	POTWs \geq 5 MGD with RP	Other NPDES Dischargers \geq 5 MGD with RP	POTWs < 5 MGD with RP	Other NPDES Dischargers < 5 MGD with RP
Frequency	Determined by Regional Water Board but at least annually	Determined by Regional Water Board but at least annually	Determined by Regional Water Board but at least annually	Determined by Regional Water Board but at least annually

RP = reasonable potential

MMEL Compliance Tests

Under this option, whenever a routine monitoring test results in a “pass” at the IWC, the discharger is not required to conduct any MMEL compliance tests during that compliance period (e.g., month or quarter).

If an acute or chronic toxicity routine monitoring test results in a “fail” at the IWC, then non-storm water NPDES dischargers would have to conduct a maximum of two MMEL compliance tests.

If the first MMEL compliance test results in a “fail” at the IWC, then the second MMEL compliance test is waived. When there is no effluent available to initiate an MMEL compliance test, the MMEL compliance test would not be required, and routine monitoring continues in the frequency specified in the permit.

The MMEL compliance tests would be initiated within the same calendar month as the routine monitoring test that resulted in the “fail” at the IWC. As long as the MMEL compliance tests are initiated within the same calendar month as the routine monitoring test, the laboratory procedures and analysis procedures of the MMEL compliance tests themselves may carry over into the following calendar month. For dischargers with a monthly toxicity monitoring frequency, the beginning of the calendar month is specified by the Water Boards. For dischargers with less than monthly monitoring frequency, the beginning of the calendar month is the date that the routine monitoring toxicity test is initiated.

Like the routine monitoring test, each MMEL compliance test is subject to a possible MDEL violation.

Additional Routine Monitoring Testing for TRE Determination and Compliance

For both chronic and acute toxicity, a TRE is required whenever there is determined to be persistent toxicity. However, for non-storm water NPDES dischargers that are required to conduct routine monitoring at a less-than-monthly frequency, monitoring may be too infrequent to determine when persistent toxicity exists. Therefore, under this option, additional routine monitoring tests for acute or chronic toxicity could be required for TRE determination and compliance. This option would be paired with Option 1 of Issue I for determining when a TRE is required.

The additional routine monitoring test would allow regulators to determine if the toxicity that resulted in a violation of an effluent limitation in a particular month is persistent and would cause a violation of an effluent limitation in the successive month. In this case, if a non-storm water NPDES discharger receives a single violation in any calendar month, but not two violations, they could be required to initiate an additional routine monitoring test in the subsequent calendar month, following the one in which the violation occurred.

For non-continuous dischargers, when there is no effluent available to initiate an additional routine monitoring test, this additional routine monitoring test would not be required.

Routine monitoring would continue in the frequency specified in the permit, and the Water Boards would have the discretion to require a TRE.

Change the Routine Monitoring Schedule for Chronic Toxicity

Under this option, the Regional Water Boards may increase or decrease the frequency for chronic toxicity routine monitoring.

Reasons that the Regional Water Boards may have for increasing the frequency for chronic routine monitoring include, but are not limited to:

- Ongoing issues with chronic toxicity associated with the facility's discharge or the receiving water;
- Species in the receiving water that have high sensitivity to contaminants that may be in the discharge;
- Threatened or endangered species that live in or rely on the receiving waters; or
- Facilities that work with or use highly toxic materials that may potentially be discharged with the effluent.

The Regional Water Boards would also be able to approve a reduction in the frequency of chronic routine monitoring for eligible dischargers upon reissuance, renewal, or reopening (to address toxicity requirements) of an NPDES permit. ~~Dischargers are not eligible for a reduced monitoring frequency upon the initial issuance of an NPDES permit.~~

~~To be eligible for a reduced monitoring frequency, a non-storm water NPDES discharger must have met the following conditions for the prior five consecutive years:~~

If a non-storm water NPDES discharger's permit includes the MDEL and MMEL as specified in Section IV.B.2.e of the Provisions, the Regional Water Board may approve a reduced routine monitoring frequency for the discharger upon reissuance, renewal, or reopening (to address toxicity requirements) of the NPDES permit when, during the prior five consecutive years, the following conditions have been met:

- 1) The MDEL and MMEL have not been exceeded (i.e., no violations have occurred); and
- 2) The toxicity requirements ~~Provisions~~ in the NPDES permit have been followed.

If a non-storm water NPDES discharger's permit does not include the MDEL and MMEL as specified in Section IV.B.2.e of the Provisions, the Regional Water Board may approve a reduced routine monitoring frequency for the discharger upon reissuance, renewal, or reopening (to address toxicity requirements) of the NPDES permit when, during the prior five consecutive years, the following conditions have been met:

- 1) The toxicity requirements in the applicable NPDES permit(s) have been followed; and
- 2) A minimum of ten chronic toxicity tests have been conducted at the IWC or at a concentration of effluent higher than the IWC, and analyzed using the TST; and

3) No chronic toxicity test has resulted in a “fail” at the IWC.

In considering if a non-storm water NPDES discharger should be granted a reduced monitoring frequency for chronic toxicity, the Regional Water Board could also consider if a treatment process change or facility upgrade has occurred, or if an additional industrial user has been added to an approved wastewater treatment facility pretreatment program.

For eligible non-storm water NPDES dischargers, including POTW dischargers, that are authorized to discharge at a rate of 5 MGD or greater, the Regional Water Boards could approve a reduced frequency routine monitoring schedule from one chronic toxicity test per calendar month to one per calendar quarter. For eligible non-storm water NPDES dischargers, including POTW dischargers, which are authorized to discharge at a rate of less than 5 MGD, the Regional Water Boards could approve a reduced frequency routine monitoring schedule from one chronic toxicity test per calendar quarter to two chronic toxicity tests per calendar year.

The Regional Water Board could further reduce the routine monitoring frequency for chronic toxicity to as few as one chronic toxicity test per calendar year for dischargers that have high dilution providing that the discharger continues to meet the requirements for a reduced monitoring frequency and:

- 1) The discharger has an initial dilution of at least 10:1, and
- 2) For dischargers authorized to discharge, at a rate equal to or greater than 5.0 MGD, the Regional Water Board requires additional monitoring

This will allow dischargers to better detect the presence of any toxicants in their effluent, and then take corrective action to eliminate the toxicant. These additional monitoring tests, using a higher concentration of effluent, would not be subject to an MDEL or MMEL.

If at any time a non-storm water NPDES discharger fails to meet any of the requirements for a reduced monitoring frequency as listed above, the discharger would need to return to the monitoring frequency required in Section IV.B.2.c.i.(A) of the Provisions. Upon returning to a routine monitoring schedule, as described in Section IV.B.2.c.i.(A) of the Provisions, eligible dischargers will need to, once again, meet the conditions one and two, listed above for a period of five years before the Regional Water Board could approve a new reduced monitoring frequency for chronic toxicity.

The rationale for an increase or reduction in routine monitoring would have to be documented in an NPDES fact sheet. The chronic routine monitoring frequency could, in no case, be less than once per calendar year. A single day of discharge is sufficient to conduct a chronic toxicity test, when a large enough volume is initially collected to refresh the replicates during the test.

Reduction in Routine Monitoring During a TRE

The Regional Water Boards could also approve a temporary reduction in the prescribed

routine monitoring frequency as described in Section IV.B.2.c.i.(A) of the Provisions for dischargers while they are conducting a TRE and conducting toxicity testing as part of the TRE. During the time when a discharger is conducting a TRE, the Region Water Boards may temporarily reduce the routine monitoring frequency to as few as two chronic routine toxicity tests per calendar year. The reduced monitoring frequency during a TRE could be for a period of up to one year from the date the TRE is initiated. Dischargers under a temporarily reduced monitoring frequency would be required to return to a routine monitoring schedule as described in Section IV.B.2.c.i.(A) of the Provisions, at the conclusion of the TRE or after one year from the start of the TRE, whichever occurs earlier.

Comparison of Current Conditions and the Preferred Option

There is variation and inconsistency in how Regional Water Boards address monitoring frequencies for non-storm water NPDES dischargers. Some of the non-storm water NPDES permits that were reviewed, which authorized the discharger to discharge at a rate of 5 MGD or greater had a monitoring frequency of monthly, but others included a chronic toxicity monitoring frequency of quarterly or less. Non-storm water NPDES permits that were reviewed, which authorized the discharger to discharge at a rate of less than 5 MGD included chronic toxicity monitoring frequencies of quarterly, semi-annually, or annually. Under this option, the chronic toxicity routine monitoring frequency would be determined by the authorized rate of discharge in the NPDES permit (a monthly frequency for authorized discharges greater or equal to 5 MGD, and a quarterly frequency for those discharges less than 5 MGD). In addition, under this option, when a fail occurs the discharger would need to initiate two MMEL compliance tests within the same calendar month. Currently, most non-storm water NPDES permits require the discharger to conduct either two MMEL compliance tests or a series of accelerated monitoring tests whenever a toxicity test results in a fail or an exceedance of a numeric trigger or effluent limitation.

This option would likely result in an increase in the routine chronic toxicity monitoring frequency for some non-storm water NPDES dischargers, while the monitoring frequency would likely remain the same for other non-storm water NPDES dischargers. This option would not result in a reduction in any of the non-storm water NPDES permits that were reviewed. However, it is possible that some non-storm water NPDES dischargers could have a reduction in the routine monitoring frequency under this option. An increase in monitoring frequency may result in an increased likelihood of detecting toxicity when it occurs, as more samples would be taken and analyzed throughout the year. An increase in monitoring frequency would have the benefit of improving water quality, since steps to reduce or eliminate the toxicity could be taken, if toxicity is detected in effluent. Routine monitoring may lead to MMEL compliance monitoring, and possible TREs, as dischargers take necessary steps to identify and address toxicity in effluent.

Under this option, regional water boards could reduce the routine chronic toxicity monitoring frequency for those dischargers that meet the requirements for qualifying for a reduced monitoring schedule. Eligible non-storm water NPDES dischargers, including

POTW dischargers, that are authorized to discharge at a rate of 5 MGD or greater, could have an approved reduction in routine monitoring frequency from one chronic toxicity test per calendar month to one per calendar quarter. Eligible non-storm water NPDES dischargers, including POTW dischargers, ~~which~~ are authorized to discharge at a rate of less than 5 MGD, could have an approved reduced frequency in routine monitoring from one chronic toxicity test per calendar quarter to two chronic toxicity tests per calendar year. However, it is anticipated that under this option most non-storm water NPDES dischargers would be required to conduct either monthly or quarterly routine chronic toxicity monitoring in accordance with their authorized rate of discharge. Regional water boards currently determine the routine monitoring frequency for non-storm water NPDES dischargers within their regions, including a reduced monitoring frequency where appropriate. Therefore, allowing regional water boards to approve a reduction in the chronic toxicity routine monitoring frequency for eligible dischargers is not likely to result in less frequent chronic toxicity routine monitoring than exists in current non-storm water NPDES permits.

Under this option, the routine monitoring frequency for acute toxicity would be determined by the Water Boards for those dischargers that are determined to have a reasonable potential for acute toxicity. The routine monitoring frequency would not be less than once per calendar year. This is consistent with the current conditions for routine acute toxicity monitoring. However, under this option flow-through acute toxicity monitoring cannot be substituted for acute toxicity routine monitoring. Therefore, under this option board staff anticipates little or no change in acute toxicity routine monitoring frequencies for those facilities that do not employ flow-through acute toxicity monitoring. For those facilities that demonstrate reasonable potential for acute toxicity and use a flow-through acute toxicity system, the dischargers will need to conduct static acute toxicity tests at a frequency determined by the regional water board, but not less than once per calendar year.

Advantages and Disadvantages

The advantages of this option are that it would establish a uniform quantity of routinely scheduled toxicity tests that would help maintain the biological integrity of receiving waters. These routine monitoring requirements would be consistent throughout the state, ensuring the same level of protection in all regions. Requiring larger volume dischargers to conduct monthly routine monitoring for chronic toxicity would also contribute toward protecting and maintaining the biological integrity of receiving waters throughout California. Regional Water Boards would have the option of reducing the monitoring frequency for dischargers that comply with effluent limitations and permit terms and could also increase the routine monitoring frequency for any discharges that represent a higher threat to aquatic life or the environment, or increase the frequency for other reasons. This option would also maintain the option of reducing routine monitoring while a discharger is conducting a TRE to allow the discharger to concentrate resources on finding and eliminating the source of toxicity. Regional Water Boards would also have the discretion for setting the appropriate monitoring frequency for acute toxicity, however, this frequency would be at least once per year.

The disadvantages of this option are that it provides less flexibility to Regional Water Boards in determining the chronic toxicity monitoring frequencies for non-storm water NPDES dischargers. Dischargers would need to meet certain conditions before the chronic monitoring frequency could be reduced. Regional Water Boards would have the flexibility to increase the routine monitoring frequency to protect aquatic life where needed, but the Regional Water Board would need to provide a rationale for any increase in chronic toxicity monitoring frequency. Another disadvantage is that quarterly monitoring frequency for small volume dischargers may lead to gaps in routine monitoring for chronic toxicity. Regional Water Boards may also choose to only require minimal routine acute toxicity monitoring when reasonable potential exists. However, for those permits that were reviewed, the Provisions would require dischargers to monitor at the same frequency as they are currently, or in some cases, more frequently. In addition, for discharges with a low volume of effluent and that have had no history of exceedances or violations for toxicity in their effluent, quarterly or less frequent monitoring may be appropriate to monitor for potential toxicity in the effluent, as these dischargers pose less of a threat than high volume dischargers.

An additional disadvantage of this option is that the requirement to initiate both MMEL compliance tests within the same calendar month as the initial routine monitoring test may increase the costs of MMEL compliance tests and place difficult time restraints on dischargers and on laboratories. However, if MMEL compliance tests are allowed to carry over into subsequent calendar months it may be difficult to distinguish between the MMEL compliance tests for the first month and routine monitoring and MMEL compliance tests in the ensuing month.

Option 2: No Action

Under this option, the Water Boards would retain the discretion to establish the frequency of both chronic and acute toxicity testing for all dischargers. While the Regional Water Board staff would be able to individually tailor monitoring schedules based upon their in-depth knowledge of the water bodies located within their jurisdiction, requirements would continue to vary from region to region and among dischargers. This option has the advantage of allowing the Water Boards greater discretion and flexibility in setting monitoring frequencies, but it may result in continued discrepancies in the monitoring frequencies for similar dischargers.

A disadvantage of this option is that there would continue to be a lack of statewide consistency for routine monitoring frequency for both chronic and acute toxicity monitoring. Routine toxicity monitoring schedules would continue to be determined on a case-by-case basis. Some Regional Water Boards include triggers in non-storm water NPDES permits requiring increased monitoring if certain conditions are not met. These conditions are not consistent from region to region. In some cases, dischargers are required to increase their frequency if certain conditions are not met, but those same conditions may not trigger an increased monitoring frequency in other regions. This again displays inconsistent requirements across the state that could result in continued discrepancies between similar dischargers.

5.4.5 Issue H. How should Mixing Zones and Dilution Credits be determined?

Current Conditions

A mixing zone is a limited zone of receiving water that is allocated for mixing with a wastewater discharge where a water quality objective can be exceeded without causing adverse effect to the overall water body. A dilution credit is the amount of dilution granted to a discharge in the calculation of a water quality-based effluent limitation, based on the allowance of a specified mixing zone. It is calculated from the dilution ratio or determined through conducting a mixing zone study or modeling of the discharge and receiving water.

Where there is assimilative capacity in receiving waters, mixing zones and dilution credits may be allowed for most pollutants. The purpose of mixing zones and dilution credits is to grant some regulatory relief to dischargers where dilution exists within the receiving water, while still maintaining water quality objectives and protecting beneficial uses.

Federal regulations allow the use of mixing zones in the application of standards. 40 CFR 131.13 says that, "States may, at their discretion, include in their state standards, policies, generally affecting their application and implementation, such as mixing zones, low flows, and variances. Such policies are subject to EPA review and approval." Further, 40 CFR 122.44(d)(1)(ii) says, "When determining whether a discharge causes, has the reasonable potential to cause, or contributes to an in-stream excursion above a narrative or numeric criteria within a state water quality standard, the permitting authority shall use procedures which account for existing controls on point and nonpoint sources of pollution, the variability of the pollutant or pollutant parameter in the effluent, the sensitivity of the species to toxicity testing (when evaluating whole effluent toxicity), and where appropriate, the dilution of the effluent in the receiving water."

The SIP allows mixing zones and dilution credits for constituents with CTR criteria and for acute and chronic aquatic toxicity. However, the SIP prohibits mixing zones from causing acute toxicity conditions for aquatic life passing through the mixing zone. No allowances are included in the SIP for non-CTR constituents. Requirements for establishing mixing zones are also contained in several of the Basin plans. Some of the Basin plans refer to mixing zones and dilution credits in a couple of sentences, where others only refer to the SIP, and yet others do not include any information on mixing zones and dilution credits. Examples of what is found in the Basin plans is discussed below in this section.

Regional Water Boards, at their discretion allow mixing zones and dilution credits for aquatic toxicity testing in individual permits, in accordance with the requirements in the SIP and in their individual Basin plans.

Currently, the Central Valley Water Board has the following language: "In conjunction with the issuance of NPDES and storm water permits, the Regional Water Board may designate mixing zones within which water quality objectives will not apply provided the discharger has demonstrated to the satisfaction of the Regional Water Board that the mixing zone will not adversely impact beneficial uses. If allowed, different mixing zones may be designated for different types of objectives, including, but not limited to, acute

aquatic life objectives, chronic aquatic life objectives, human health objectives, and acute and chronic whole effluent toxicity objectives, depending in part on the averaging period over which the objectives apply.” For mixing zones, Central Valley Water Board considers the applicable procedures and guidelines in U.S. EPA's Water Quality Standards Handbook and the Technical Support Document for Water Quality-based Toxics Control.

San Francisco Bay, Los Angeles, and San Diego Water Boards’ Basin plans contain similar language regarding mixing zones. They basically state that dilution credit may be granted on a discharger-by-discharger and pollutant-by-pollutant basis. North Coast, Central Coast, Colorado River, and Santa Ana Water Boards’ Basin Plans do not have information pertaining to mixing zones and dilution credits for freshwater. San Francisco Bay, Los Angeles, and Lahontan Water Boards’ Basin Plans refer to the requirements contained in the SIP for establishing mixing zones and dilution credits.

A review of representative non-storm water NPDES permits from each of the regions found that many of the permits do not include mixing zones or dilution credits for whole effluent chronic toxicity. Where mixing zones are granted, the dilution credit depends on the volume and assimilative capacity of the receiving water. The representative review of permits did not find any permits that allow mixing zones or dilution credits for acute aquatic toxicity.

Issue Description

Since the SIP contains mixing zone and dilution credit requirements for CTR constituents and chronic aquatic toxicity, the Regional Water Boards may establish mixing zones and dilution credits for individual non-storm water NPDES permits. However, the requirements in the SIP for mixing zones and dilution credits are more suited to priority pollutants and may be difficult to apply to aquatic toxicity. Some Regional Water Boards contain information in their Basin plans providing further direction on how to establish mixing zones and dilution credits.

Specific requirements for dilution credits and mixing zones would help facilitate consistent statewide requirements for aquatic toxicity for all non-storm water NPDES dischargers. Without statewide requirements for dilution credits and mixing zones for aquatic toxicity, the Regional Water Boards would continue to rely on the requirements in SIP and their individual Basin plans for determining if mixing zones and dilution credits are allowed for aquatic toxicity in individual non-storm water NPDES permits.

There are inconsistencies regarding how mixing zones and dilution credits are established for aquatic toxicity in permits from region to region due to either an absence of mixing zones and dilution credits procedures in their Basin plans, or inconsistencies in how the requirements in the SIP are applied when establishing mixing zones and dilution credits for aquatic toxicity in NPDES permits.

Options

Option 1 - Preferred: Provide specific requirements for Regional Water Boards to allow mixing zones and dilution credits for chronic toxicity

Under this option, the Provisions would provide Regional Water Boards the continued discretion to grant mixing zones and dilution credits for acute or chronic toxicity to non-storm water NPDES dischargers on a discharge-by-discharge basis. The Provisions would not require Regional Water Boards to grant mixing zones, but the Provisions would specify that a Regional Water Board may allow mixing zones and dilution credits for acute or chronic toxicity when sufficient capacity exists in the receiving waters for dilution and mixing zones. Any mixing zones or dilution credits established in a non-storm water NPDES permit for meeting the chronic or acute effluent limits in the Provisions must be granted in accordance with section 1.4.2 of the SIP.

As described in the SIP, ~~A~~any permit allowing mixing zones or dilution credits would need to specify the method by which the mixing zone was derived, the dilution ratio calculated, the IWC granted, and the point(s) in the receiving water where the applicable objectives must be met.

In granting a mixing zone, Regional Water Boards would need to ensure that a mixing zone meets the requirements specified in Section 1.4.2 of the SIP ~~IV.B.2.d. of the Provisions~~. ~~Specifically~~ For example, mixing zones would not be allowed to:

- 1) Compromise the integrity of the entire water body;
- 2) Cause acutely toxic conditions to aquatic life passing through the mixing zone;
- 3) Adversely impact biologically sensitive or critical habitats, including, but not limited to, habitat of species listed under federal or state endangered species laws; or
- 4) Overlap a mixing zone from a different outfall.

Dischargers requesting dilution credits and a mixing zone would need to include all relevant information in their application for an NPDES permit to allow the Regional Water Board to make a determination of the appropriate mixing zone and dilution credit. Relevant information would include, but not be limited to monitoring information, including upstream and downstream of the point of discharge, receiving water body flow data, special studies, modeling, sensitive or critical habitats near the outfall, and any species of concern with habitat in or around the receiving water.

When a dilution credit and mixing zone are granted, the IWC is the concentration of the effluent in the receiving water after mixing. The IWC is calculated as:

$$IWC = 1 / (1+D)$$

Where D is the dilution credit. When no dilution credit is granted the IWC would be 100 percent effluent.

Mixing zones for acute and chronic toxicity must not impede the passage of aquatic life in streams and rivers. Several aquatic species in California depend on the ability to migrate up and down streams and rivers. Migratory fish, both fresh and anadromous are critically important to maintaining ecosystem health as they serve to transport nutrients upstream—for example pacific salmon transfer large quantities of marine-derived nutrients to the adjacent forest ecosystems with profound effects on plant and wildlife production (Moyle 2006). Additionally, migration is also important for breeding, and therefore protection of the species (Sommer et al. 2013). Migrants including sturgeon and several salmonids are among the world's, and California's, most endangered fishes (Moyle 2002; Pikitch et al. 2005, Service 2007).

Comparison of Current Conditions and the Preferred Option

Under this option, regional water boards would continue to have the discretion to grant mixing zones and dilution credits to dischargers for acute or chronic toxicity on a discharge-by-discharge basis. Regional water boards could continue to grant mixing zones and dilution credits for acute or chronic toxicity to discharges where those mixing zones and dilution credits currently exist and where the Regional water board determines that mixing zones and dilution credits are appropriate. The requirements in the Provisions ~~are consistent with~~ rely on guidance in the SIP for establishing mixing zones and dilution credits for acute or chronic toxicity.

Advantages and Disadvantages

The advantage of this option is that it would provide clear direction on granting mixing zones and dilution credit for aquatic toxicity for non-storm water NPDES dischargers. The Provisions would continue to provide some regulatory relief to dischargers by allowing Regional Water Boards to establish a less stringent IWC for acute or chronic toxicity.

This option would not be as protective as prohibiting mixing zones and dilution credits. However, Regional Water Boards would still have the discretion to or not to allow dilution credits and mixing zones where appropriate. This option provides a greater degree of clarity in specifying the requirements and procedures for establishing dilution credits and a mixing zone for aquatic toxicity.

Option 2: Prohibit mixing zones and dilution credits

In this option, mixing zones and dilution credits would be prohibited for both acute and chronic toxicity. The Provisions would supersede all allowances in the Basin plans for mixing zones and dilution credits prohibiting their use statewide for aquatic toxicity. For all non-storm water NPDES dischargers, the IWC in the permit would be 100 percent effluent.

This option would be the most protective of California's water because it would ensure that all undiluted effluent is nontoxic prior to any dilution or discharge into surface waters.

However, this option may be overly protective for many waters in the state that have the capacity for dilution and mixing zones. In addition, this option may be very costly to dischargers that rely on dilution credits to meet chronic toxicity objectives.

Option 3: No action.

In this option, the Provisions would be silent on mixing zones and dilution credits. Regional Water Boards would continue to rely on the requirements in the SIP and in their Basin plans to determine dilution credits and mixing zones for aquatic toxicity.

An advantage of this option is that Regional Water Boards would continue to have direct control, using the requirements in the SIP and their Basin plans, for determining appropriate dilution credits and mixing zones. Regional Water Boards would also maintain the discretion to or not to allow zones when appropriate. This allows Regional Water Boards greater control over water quality requirements within their individual basins.

A disadvantage of this option is that it offers less statewide consistence. Regional Water Boards would continue to interpret and apply the requirements in the SIP differently for aquatic toxicity. This could result in some non-storm water NPDES dischargers having more stringent permit requirements than similar facilities discharging into similar waters in other regions. In addition, Regional Water Boards that do allow mixing zones and dilution credits may set different conditions for determining when mixing zones and dilution credits are appropriate.

5.4.6 Issue 1. How should we determine when a toxicity reduction evaluation is required?

Current Conditions

A TRE, toxicity reduction evaluation, is a step-wise process that is used to identify the cause of effluent or ambient toxicity in a water body. TRE's are used to isolate the source of toxicity, and to evaluate the effectiveness of the available toxicity control options. Once control options are implemented, the discharger and Regional Water Board then confirm the reduction in toxicity.

A Toxicity Identification Evaluation (TIE) is a study that attempts to characterize, identify, and then confirm the specific cause of toxicity observed in aquatic toxicity testing. TIEs generally include a step-by-step process of testing and analysis for identifying suspected toxicants in an effluent. U.S. EPA has developed specific, multi-phased guidelines for conducting TIEs (U.S. EPA 1999). TIEs can sometimes prove difficult, as toxicity may be transient or may be caused by interactions from two or more toxicants. While the Provisions do not include a requirement for conducting TIEs, a discharger may incorporate a TIE as a part of a TRE.

As indicated in Section 4 of the SIP, "[i]f a discharge causes or contributes to chronic toxicity in a receiving water body, a toxicity reduction evaluation (TRE) is required." The SIP also allows multiple facilities that discharge to the same receiving water body to coordinate TREs at the discretion of the Regional Water Board. Additionally, permits must

include a condition that requires a discharger to take every reasonable step to control toxicity once the source is identified, and provide a statement addressing potential enforcement action for any facility that fails to conduct a TRE.

Currently, the North Coast, San Francisco Bay, Central Coast and Santa Ana Regional Water Quality Control Boards have similar language in their basin plans describing the TRE process. The North Coast Water Board's Basin plan states: "If a discharge consistently exceeds an effluent limitation based on a toxicity objective in Table B [located in North Coast Basin plan], a toxicity reduction evaluation (TRE) is required. The TRE shall include all reasonable steps to identify the source of toxicity. Once the source(s) of toxicity is identified, the discharger shall take all reasonable steps necessary to reduce toxicity to the required level." In addition, San Francisco Bay Water Board's Basin plan further explains that a TRE may be required when "...chronic toxicity still exists and new techniques for identifying and reducing toxicity become available."

The Los Angeles Regional Water Board's Basin plan states, "[e]ffluent limits for specific toxicants can be established by the Regional Board to control toxicity identified under Toxicity Identification Evaluations (TIEs)," however they do not provide narrative specifically regarding TREs. The Central Valley, Lahontan, Colorado River Basin, and San Diego Regional Water Quality Control Boards do not have specific information regarding TREs in their Basin plans.

A review of representative non-storm water NPDES permits from each of the regions found that non-storm water NPDES permits typically include a specified approach for determining when a discharger is required to initiate a TRE. For chronic toxicity or acute toxicity, if the result of any aquatic toxicity test exceeds the specified trigger or effluent limitation in the permit, the permittee is required to initiate accelerated monitoring. Accelerated monitoring typically consists of four chronic or acute toxicity tests conducted at approximately two-week intervals over an eight-week period. However, some permits have accelerated monitoring consisting of a total of four toxicity tests conducted once a month over a four-month period. Should any of the additional samples taken for accelerated monitoring exceed the specified trigger, the permittee is required to initiate a TRE in accordance with requirements in their permit and the discharger's TRE work plan.

A list of some TREs from California and throughout the United States is included in Appendix ~~K~~H.

Issue Description

Existing TRE requirements in Section 4 of the SIP obligate dischargers to conduct a TRE if a discharge is causing or contributing to chronic toxicity in a receiving water body. However, the SIP does not specify how to determine when a discharge is causing or contributing to toxicity in a receiving water body. Procedures that determine when a discharge causes or contributes to toxicity are left to the discretion of each Regional Water Board. While this approach has provided a great deal of flexibility for Regional Water Boards, regulatory discrepancies have arisen, including the use and duration of

accelerated monitoring schedules prior to TRE implementation.

There are inconsistencies between Regions regarding which steps a discharger must take for the Regional Board to determine if a TRE should be conducted. There are also inconsistencies for how to interpret testing results to confirm that a TRE is required. These inconsistencies are due to either differences in the Basin plans, as with the North Coast, San Francisco Bay, and Central Coast Regional Water Quality Control Boards, or an absence of TRE procedures in the Basin plans, as is the case for the remainder of the Regional Water Boards. The establishment of statewide TRE requirements to manage toxicity exceedances will promote uniformity and reduce these disparities.

Options

Option 1 - Preferred: Require a TRE when there are two or more violations.

Under this option a TRE would be required whenever a discharge has persistent toxicity. A routine chronic or acute toxicity test would be used in conjunction with MMEL compliance tests to determine if there is persistent toxicity in a discharge. Toxicity would be considered persistent and a TRE would be required if a discharge were to have any combination of two or more chronic toxicity or acute MDEL or MMEL violations within a single calendar month, or within two successive calendar months.

For example, if a discharger were to conduct a routine toxicity test which resulted in a violation of the MDEL and, after conducting MMEL compliance tests, it was determined that the discharger also had violated the MMEL within that same calendar month, then the discharger would be required to conduct a TRE.

The violations could also be in successive months. For example, if a discharger were to have a MMEL violation in a given calendar month and a subsequent MMEL or a MDEL violation in the following calendar month the discharger would be required to conduct a TRE.

If a discharger is required to conduct both acute and chronic routine toxicity monitoring, any violations for acute and chronic toxicity would not be considered separately. For example, if a discharger were to conduct both acute and chronic toxicity tests in a given month and both the acute and chronic toxicity tests resulted in MMEL violations, the discharger would be required to conduct a TRE.

Dischargers would not need to wait until there are two violations before taking steps to identify and eliminate toxicity whenever there is an indication of toxicity in a discharge. Dischargers would have an option of taking immediate action to isolate and eliminate the toxicity whenever there is an exceedance of the effluent limitation. As a result of these immediate actions, the dischargers could avoid possible further exceedances or the need to conduct a TRE.

Non-storm water NPDES dischargers that are required to conduct routine monitoring at a frequency that is less than monthly could be subject to an additional routine monitoring test

for TRE determination and compliance. This additional routine monitoring test for TRE determination and compliance is discussed further in Option 1 of Issue G.

Comparison of Current Conditions and the Preferred Option

Under this option, routine chronic and acute toxicity tests and MMEL compliance tests would be used to determine when a TRE is required. This option would eliminate the need for dischargers to conduct accelerated monitoring tests whenever an effluent limitation or trigger is exceeded, as is currently required in many of the permits that were reviewed. Therefore, this option may result in a reduction in the number of chronic or acute toxicity tests that are required whenever an exceedance occurs.

The approach for determining when a TRE is required in this option is based on two or more MMEL and/or MDEL violations with a single calendar month or consecutive months. In the permits reviewed, a fail or an exceedance requires the discharger to conduct a series of accelerated monitoring tests, which are generally four tests conducted over an eight-week period. If one of the accelerated monitoring tests results in a fail, or exceeds a trigger or limit, the discharger is required to conduct a TRE. In the permits reviewed, a TRE may be required when a discharger has two fails or exceedances, one for a routine monitoring test and another for an accelerated monitoring test. These approaches are similar and use analogous considerations to determine that toxicity is persistent and may be causing or contributing to toxicity in the receiving water. However, it is not known if the differences between the approach in this option and the approaches in existing permits would result in a greater or lesser number of TREs.

Advantages and Disadvantages

This option would not require dischargers to conduct a series of potentially costly accelerated monitoring tests to determine if toxicity is persistent, as described in Option 2. Avoiding accelerated monitoring tests could potentially lead to cost savings for dischargers as accelerated monitoring tests may be expensive and each test may be subject to additional violations.

A possible disadvantage of this option is that it may take up to two months to determine the presence of persistent toxicity and trigger a required TRE. As a result of waiting until there are two violations, the start of a TRE process could be delayed. However, under most of the current permits that were reviewed, an accelerated monitoring process may take up to eight weeks before determining that a discharger is required to conduct a TRE.

Option 2: Require accelerated monitoring for TRE determination.

Similar to Option 1, a TRE would be required for dischargers whenever there is evidence of persistent toxicity. To determine if toxicity is persistent, whenever a discharger has a MDEL or MMEL violation for chronic or acute toxicity the discharger would be required to conduct a series of accelerated monitoring tests in accordance with a TRE determination

monitoring schedule.

A TRE determination monitoring schedule would consist of four chronic or acute toxicity tests, conducted at a maximum of 10-day intervals, over a period of 45 days. If any of the TRE determination monitoring test were to result in a fail at the IWC, the discharger would be required to initiate a TRE, and any further accelerated monitoring tests would be waived. The TRE would be in accordance with a TRE Workplan approved by the Regional Water Board.

This option would provide a consistent statewide method for determining when a TRE is required, helping to achieve the goal of regulatory uniformity. Accelerated monitoring provides a quick response to any MMEL or MDEL violation and ensures that a TRE is initiated whenever the presence of toxicity is discovered in an effluent. This option could result in significant costs to dischargers for conducting accelerated monitoring. In addition, each accelerated monitoring tests would be subject to potential MMEL and MDEL violations. Whenever a discharger is conducting accelerated monitoring in accordance with a TRE determination monitoring schedule, it may be difficult to separate routine monitoring from accelerated monitoring tests.

Option 3: No Action

If no action is taken, the existing requirements in Section 4 of the SIP would be maintained and TRE requirements would not be included in these Provisions. Existing TRE requirements in Section 4 of the SIP obligate dischargers to conduct a TRE, “[i]f a discharge causes or contributes to chronic toxicity in a receiving water body...” However, the SIP does not identify how to make this determination. Regional Water Boards would still need to determine if a discharge contributes to chronic toxicity in a receiving water body. This gives the Regional Water Boards discretion to determine if a TRE is needed or not.

The advantage of this option is that it affords a great deal of flexibility to the Regional Water Boards. The disadvantage is that different Regional Water Boards may come up with differing approaches, such as accelerated monitoring, or a certain number of violations over a given time period to assess when a discharge is causing or contributing to toxicity in the receiving water body. As a result, certain facilities may have more economic advantages than other similar facilities while lenient compliance provisions and deadlines may weaken protections for aquatic biota. This option fails to meet the goal of establishing statewide consistency.

5.5 Storm Water Dischargers

5.5.1 Issue J. What should be required of storm water dischargers?

Current Conditions

Clean Water Act section 402, subdivision (p), (33 U.S.C. §1342(p).) and Water Code section 13263 and 13377 authorize the Water Board to issue individual and general

NPDES permits for storm water discharges. There are a few categories of storm water discharge including, industry, construction, or municipal separate storm sewer systems (MS4s). Municipalities serving between 100,000 and 250,000 people are required to apply for Phase I MS4 permits, while smaller municipalities and non-traditional permittees (i.e., typically state or federal facilitates) are enrolled in the statewide general Phase II MS4 permit. Storm water discharges arising from projects carried out by the California Department of Transportation (Caltrans) are regulated under a statewide Phase I MS4 permit known as the Statewide Storm Water Permit for the State of California Department of Transportation or the Caltrans MS4 Permit NPDES No. CAS000003. Construction projects that disturb one or more acres of soil are required to enroll in the General Permit for Discharges of Storm Water Associated with Construction Activity (Construction General Permit or CGP). A defined set of industrial dischargers are required to enroll in the General Permit for Storm Water Discharges Associated with Industrial Activity (Industrial General Permit or IGP). Also, individual permits are issued to dischargers that request an individual permit, are ineligible for the general permit or are required by the Regional Water Board to have an individual permit.

NPDES storm water permits include toxicity receiving water limitations, monitoring, and reporting requirements in varying degrees. For example, MS4 dischargers are required to control pollutants to the maximum extent practicable (MEP) using structural and nonstructural mitigation measures known as “management practices” or “best management practices” (BMPs). Industrial General Permit dischargers are required to control toxicants released from their facilities using the “best available technology economically achievable” and the “best conventional pollutant control technology” (i.e., BAT/BCT). Dischargers of storm water associated with construction and land disturbance activities are required to conduct acute toxicity testing whenever an active treatment system is used.

There are no statewide implementation requirements for storm water dischargers related to aquatic toxicity monitoring and control. However, most of the MS4 permits include requirements for routine aquatic toxicity monitoring for the receiving waters. Those MS4 permits that have routine monitoring requirements also require dischargers to use the test methods and species that are included in Table 1 of the Provisions. In addition, some MS4 permits require the discharger to use the TST approach to analyze the toxicity test data.

There are no requirements in either the IGP or the CGP that requires dischargers to conduct aquatic toxicity testing. However, some dischargers enrolled in the IGP and the CGP have conducted some site-specific aquatic toxicity test for chronic or acute aquatic toxicity.

The Caltrans MS4 Permit requires dischargers to monitor for chronic toxicity for samples collected from outfalls that are equal to or greater than 36 inches in diameter. Such dischargers must also analyze for chronic toxicity with all TMDL related monitoring.

Issue Description

Storm water is defined by US EPA as the runoff generated when precipitation from rain

and snowmelt events flows over land or impervious surfaces without percolating into the ground. Storm water is often considered a nuisance because it mobilizes pollutants such as motor oil, toxic metals, pesticides, and other substances that are toxic to aquatic environments. In most cases, storm water flows directly to water bodies through sewer systems, contributing a major source of pollution to rivers, lakes, and the ocean. Storm water discharges in California are regulated through National Pollutant Discharge Elimination System (NPDES) permits.

Presently, only some storm water dischargers are required to conduct toxicity monitoring, and these monitoring requirements vary among permits and/or dischargers.

A variety of statistical approaches may be used to interpret toxicity test data from storm water discharges. Inconsistencies between Water Boards often complicate the data analysis step, as some current statistical approaches require complex data interpretations. Using a statewide statistical approach for all storm water dischargers across the Water Boards would ensure appropriate and consistent data analysis.

In addition, if a statewide chronic and acute water quality objective is selected, as considered in Issue A, the statistical approach should be compatible with the water quality objective.

Options

Option 1 - Preferred: Require storm water dischargers to use the TST approach when appropriate

This option would not require mandatory toxicity testing for storm water dischargers. However, for storm water dischargers who are required to be enrolled in NPDES permits, if the Water Boards require chronic and/or acute toxicity testing, using test methods as described in Section IV.B.1.b. of the Provisions, then the TST approach would be required for analyzing the resulting data generated from the acute or chronic toxicity tests.

For those dischargers with existing chronic or acute toxicity monitoring requirements, Water Code section 13267 or 13383 orders would need to be issued by the Regional Water Boards within one year from the effective date of the Provisions. These Water Code section 13267 or 13383 orders would require the use of the TST approach for data analysis, if the required tests methods and species are those in Table 1 of the Provisions, within one year from the postmarked date of the order. Likewise, if the Water Boards requires test methods and species in Table 1 after the effective date of these provisions, then the TST would be required for data analysis. Results obtained from each toxicity tests would need to be reported to the Regional Water Board as either a pass or a fail, as determined using the TST approach, along with the percent effect at the IWC.

Comparison of Current Conditions and the Preferred Option

Currently storm water NPDES permits with toxicity monitoring requirements do not have a uniform statistical approach to analyze toxicity data. Requiring the use of the TST

approach would create consistency between permits and allow for easier data interpretation. This option does not require mandatory toxicity testing for storm water dischargers. Therefore, adoption of this option would not result in a change in chronic or acute toxicity testing for storm water dischargers. The Water Boards would continue to have discretion to require, or not require, chronic and/or acute toxicity testing for storm water dischargers on a permit-by-permit basis. As discussed in option 1 of Issue C, although the TST approach is an improved statistical approach that provides greater confidence in the outcomes than traditional approaches being used. Use of the TST approach is not anticipated to result in a significant increase in the number of exceedances.

Advantages and Disadvantages

This option would still allow the Water Boards to require chronic and/or acute toxicity monitoring using other toxicity test methods and species that are not included in Section IV.B.1.b. of the Provisions. Such toxicity test methods may be necessary to test for certain pesticides or chemicals where test species in Section IV.B.1.b. of the Provisions either are not as sensitive to a particular toxicant of concern, or do not represent a good surrogate to protect resident species.

While this option would not establish a statewide storm water monitoring program for the protection of aquatic life, the use of the TST approach is expected to improve toxicity data interpretation which would, in turn, enable the Water Boards to appropriately address toxic events. Using the same statistical approach for analyzing toxicity test data will also help improve statewide data analysis and reporting.

Option 2: Require toxicity numeric effluent limitations for NPDES storm water dischargers with reasonable potential

This option would require the Water Boards to include toxicity numeric effluent limitations in NPDES storm water permits where there is reasonable potential. Should reasonable potential exist, storm water dischargers would be required to implement a routine monitoring program.

The application of numeric toxicity effluent limitations for storm water dischargers could help reduce the effects of toxicity in storm water runoff; however, the inclusion of numeric effluent limitations in storm water permits may be inappropriate given the diffuse nature of storm water runoff and the challenges faced by storm water dischargers in controlling pollutants in such diffuse discharges. Under federal law, industrial storm water discharges must meet the requirements of Clean Water Act section 301, including the requirements for effluent limitations. With regard to municipal storm water, under federal law, an MS4 permit must include “controls to reduce the discharge of pollutants to the maximum extent practicable . . . and such other provisions as . . . the State determines appropriate for the control of such pollutants.” (Clean Water Act §402(p)(3)(B)(iii).) Pursuant to this provision, the permitting agency may determine that requirements to meet water quality standards

through effluent limitations are appropriate. (Defenders of Wildlife v. Browner (9th Cir. 1999) 191 F3d 1159.)

Industrial and construction storm water permits have generally required compliance with receiving water limitations (i.e., the requirement not to cause or contribute to an exceedance of water quality standards in the receiving water) and implemented that compliance through end-of-pipe numeric action levels (NAL), which, if exceeded, require additional control measures to be implemented. Municipal storm water permits have also required compliance with receiving water limitations and have generally relied on management practice implementation requirements for achieving that compliance.

Between 2005 and 2006, the State Water Board convened a panel of experts to examine the use of numeric effluent limits in storm water permits. The recommendations made by the panel to the Waterboard were reported in *The Feasibility of Numeric Effluent Limits Applicable to Dischargers of Storm Water Associated with Municipal, Industrial and Construction Activities* (Currier et al., 2006). The panel identified several drawbacks to the BMP-based regulatory approach, including a lack of management practice review and evaluation, maintenance concerns, and the difficulty in identifying factors contributing to beneficial use impairment. The panel nevertheless concluded that it was not feasible, at that time, to set enforceable numeric effluent limitations for municipal storm water discharges. The panel determined numeric limits to be feasible for some storm water dischargers, provided a more appropriate method of industry classification is established in addition to a reliable database detailing emissions and management practice performance (Currier et al., 2006). This database has not been established and doing so would require a significant amount of the Water Boards' resources and would likely take several years to complete.

However, the question of whether it is appropriate to impose numeric effluent limitations on municipal storm water discharges has continued to evolve, especially in the context of implementing TMDL WLAs. In 2014, US EPA issued a memorandum that noted the increased information available to the permitting agencies after more than a decade of experience with setting waste load allocations (WLA) and effluent limitations and proposed that numeric waste load allocations should be translated into effective, measurable effluent limitations that will achieve standards including, where appropriate, numeric effluent limitations (U.S. EPA 2014b). An example of this is the Los Angeles MS4 Permit (Order R4-2012-0175), which incorporates some numeric effluent limitations for discharges of toxic pollutants to water bodies with TMDLs addressing toxicity.

While the issue of the appropriateness of numeric effluent limitations for storm water discharges continues to evolve, at this stage in the regulation of storm water it is inappropriate to impose a blanket requirement for chronic toxicity effluent limitations for all such discharges. There are significant difficulties associated with numeric effluent limitations calculations and compliance monitoring. While a compliance schedule would aid implementation efforts, the highly variable nature of storm water, coupled with the multitude of point sources within a municipality, continues to caution against a blanket policy of imposing numeric effluent limitations.

Option 3: Require prescriptive monitoring requirements for storm water dischargers

This option would require the Water Boards to include a toxicity monitoring program for NPDES storm water dischargers. This approach would afford permit writers flexibility when developing follow-up measures required for compliance with the proposed objectives.

Implementation of this monitoring program would be divided into two stages. In the first stage, the Water Boards would issue Water Code section 13267 or 13383 orders requiring dischargers that are subject to toxicity monitoring requirements to monitor and report toxicity results using the TST approach for all toxicity data within one year of the letter's postmarked date. Water Code section 13267 or 13383 orders would not be issued to dischargers that are not subject to toxicity monitoring requirements on the effective date of the Provisions. Such dischargers would be exempt from this monitoring and reporting requirement for the remainder of their current NPDES permit, which are reissued on a 5-year cycle. Permits that are issued, reissued, or reopened after the effective date of the Provisions would include toxicity monitoring requirements, which is the second stage of implementation.

The monitoring programs would, at a minimum, require each discharger to conduct four chronic or acute toxicity tests per year throughout the term of the NPDES permit, if sufficient storm water runoff is available. One test would be required using samples from the first storm event of the wet season, if practicable. A second test would be required using samples from a subsequent storm event. The other two tests would be conducted using dry season samples, if practicable. Toxicity test results would be analyzed using the TST approach. The Water Boards would have the discretion to issue compliance schedules to dischargers to provide more time for implementation of a toxicity monitoring program.

Apart from improving toxicity data interpretation by using the TST approach, this option provides two additional benefits. First, a statewide toxicity monitoring program for urban runoff will ensure that all municipalities and industries are assessing the environmental impact of their storm water discharges and taking appropriate action when necessary. Such an approach provides a feasible alternative to numeric toxicity effluent limitations and may increase protections for aquatic life beneficial uses. Second, minimum monitoring requirements allow the Water Boards to consider site-specific remediation plans for municipal and industrial storm water dischargers. This monitoring framework could also be applied to storm water discharges from construction and industrial sites subject to the respective CGP and IGP. This option would not preclude the Water Boards from establishing numeric effluent limitations for toxicity in Phase I and II MS4 permits, and industrial storm water permits if deemed appropriate.

This option has the potential for storm water discharges to be under protective of aquatic life beneficial uses. Permits without best management practice design requirements may result in unsatisfactory or inappropriate abatement measures, and the omission of management practice performance standards could lead to poor maintenance and neglect. In addition, dischargers may have difficulty determining the source of toxicity in

storm water runoff if clear and concise TRE requirements are omitted from NPDES permits. Lastly, a mandatory monitoring program may prove to be economically burdensome to municipalities that are not currently required to conduct toxicity tests.

Option 4: No action

Under this option, the Water Boards would continue to establish toxicity monitoring, assessment, and reporting requirements for storm water dischargers, at their discretion. While this option would not resolve the regulatory inconsistencies that exist among the various municipal and industrial NPDES permits, it would enable the Water Boards to continue establishing site-specific and discharger-specific monitoring requirements. This approach affords a high degree of flexibility to the Water Boards. However, dischargers may continue to use varying statistical approaches to analyses toxicity data, making statewide reporting and assessment more difficult.

5.6 Nonpoint Source Dischargers

5.6.1 Issue K. What should be required of nonpoint source dischargers?

Current Conditions

The existing policy for nonpoint sources is the State Water Board's Policy for the Implementation and Enforcement of the Nonpoint Source Pollution Control Program (Nonpoint Source Policy, State Water Board 2004). The Nonpoint Source Policy explains how the Plan for California's Nonpoint Source Pollution Control Program (NPS Pollution Control Program, State Water Board 1999) is implemented and enforced in fulfillment of the requirements of California Water Code, section 13369 (a)(2)(B). As indicated in the Nonpoint Source Policy, the most successful control of nonpoint sources is achieved by preventing or minimizing the generation of nonpoint source discharges, and is typically conducted through the implementation of management practices.

Presently there are no statewide toxicity requirements for nonpoint source dischargers. However, pursuant to California Water Code sections 13260, 13263 and 13269, and the Nonpoint Source Policy (2)(c), all current and proposed nonpoint source discharges must be regulated, by one or a combination of administrative tools, that include WDRs, Waivers of WDRs, or prohibitions. The San Francisco, Central Coast, Los Angeles, Central Valley, Santa Ana, Colorado River, and San Diego Regional Water Quality Control Boards have adopted WDRs or waivers to address agricultural runoff. The North Coast Regional Water Board is in the development phase of a WDR for discharges associated with agriculture. In addition, all the Water Boards have WDRS or waivers of WDRS that address a variety of non-point source discharges.

Discharge permit requirements specify monitoring of non-point sources discharges such as agricultural runoff, road projects, grazing allotments, and post fire recovery projects. They may also specify the development and implementation of more rigorous management plans and practices to minimize pollutants found in nonpoint source runoff. Across the nine Regional Water Boards there are significant differences in the regulatory approaches for

irrigated agriculture and other nonpoint sources. Some of these differences can be attributed to varying water quality threats posed by the disparate agricultural operations, or other nonpoint sources around the state. Other differences can be explained by the need for more stringent requirements to protect vulnerable or impaired receiving waters.

WDRs issued for agriculture and other nonpoint sources typically include a monitoring program for contaminants that may come from these various nonpoint sources. Some WDR monitoring programs include periodic acute and/or chronic aquatic toxicity monitoring requirements.

Generally, 40 CFR Part 136 test methods and species are used because laboratories are familiar with these species and test methods and are equipped for their use.

Issue Description

Runoff from nonpoint sources is a significant source of water pollution in California and the U.S. Pollution from nonpoint sources originates primarily from land use activities such as those associated with agriculture, silviculture, and hydromodification, and is generally transported via rainfall, snowmelt, and irrigation water. Agricultural operations are one of the primary sources of nonpoint source pollution in California, contributing to the impairment of approximately 16,865.5 miles of rivers, and streams; 696.2 acres of lakes, ponds, and reservoirs; 91.7 square miles of bays and estuaries; and 115 acres of wetlands (USEPA 2013). Chronic and acute toxicity has also been directly linked to pesticide in agricultural runoff (Anderson et al. 2003a; Anderson et al 2003b; Anderson et al. 2006). It is appropriate to consider the ways by which the Provisions may improve the consistency of toxicity requirements for nonpoint source dischargers.

Options

Option 1 - Preferred: Require nonpoint source dischargers to use the TST approach when appropriate

This option would not require mandatory toxicity testing for nonpoint source dischargers. However, if the Water Boards determines that chronic and/or acute toxicity testing is required, for a nonpoint source discharger, using test methods as described in Section IV.B.1.b. of the Provisions, then the TST approach would be required for analyzing the resulting data generated from the acute or chronic toxicity tests.

For those dischargers with existing toxicity monitoring requirements, Water Code section 13267 orders would need to be issued by the Regional Water Boards within one year from the effective date of the Provisions. These Water Code section 13267 orders would require the use of the TST approach for data analysis, when using test species included in Table 1 of the Provisions, within one year from the postmarked date of the order. [Likewise, if the Regional Water Board requires test methods and species in Table 1 after the effective date of these provisions, then the TST would be required for data analysis.](#)

Results obtained from each toxicity tests would need to be reported to the Regional Water Board as either a pass or a fail, as determined using the TST approach, along with the

percent effect at the IWC. Dischargers that are not required to conduct routine toxicity monitoring or that use test methods other than those included in Section IV.B.1.b. of the Provisions, would not be required to analyze the data using the TST.

Comparison of Current Conditions and the Preferred Option

Presently, there are no statewide toxicity requirements for nonpoint source dischargers. All Water Boards have WDRs or conditional waivers of WDRs that address a variety of non-point source discharges, and some WDR monitoring programs include periodic acute and/or chronic aquatic toxicity monitoring requirements. WDRs with toxicity monitoring requirements do not have a uniform statistical approach to analyze toxicity data. Requiring the use of the TST approach would create consistency between programs and allow for easier data interpretation. This option does not require mandatory toxicity testing for nonpoint source dischargers.

Therefore, adoption of this option would not result in a change in chronic or acute toxicity testing for nonpoint source dischargers. The Water Boards would continue to have discretion to require, or not require, chronic and/or acute toxicity testing for nonpoint source dischargers on a case-by-case basis. As discussed in option 1 of Issue C, although the TST approach is an improved statistical approach that provides greater confidence in the outcomes than traditional approaches being use, use of the TST approach is not anticipated to result in a significant increase in the number of exceedances.

Advantages and Disadvantages

This option would still allow the Water Boards to require chronic and/or acute toxicity monitoring using other toxicity test methods and species that are not included in Section IV.B.1.b. of the Provisions. Such toxicity test methods may be necessary to test for certain pesticides or chemicals where test species in Section IV.B.1.b. of the Provisions either are not as sensitive to a particular toxicant of concern or do not represent a good surrogate to protect resident species.

While this option would not establish a statewide monitoring program for the protection of aquatic life, the use of the TST approach is expected to improve toxicity data interpretation which would, in turn, enable the Water Boards to appropriately address toxic events. Using the same statistical approach for analyzing toxicity test data will also help improve statewide data analysis and reporting.

Option 2: Require Waste Discharge Requirements and Conditional Waivers of Waste Discharge Requirements for nonpoint source dischargers to include numeric effluent limitations for chronic toxicity

Under this option, the Water Boards would impose effluent limitations for chronic toxicity on all nonpoint source programs regulated under WDRs or conditional waiver of WDRs. This option would also include a prescriptive monitoring program for nonpoint source dischargers. The Regional Water Boards would assign monitoring frequency to nonpoint

source dischargers based on the degree of impact from the nonpoint source discharge and the degree of impairment in the receiving water. Nonpoint source dischargers would also be required to use the toxicity test methods and species included in Section IV.B.1.b of the Provisions for routine monitoring and use the TST approach for data analysis.

This option would require the Regional Water Boards to update existing WDRs and waivers of WDRs to incorporate chronic toxicity effluent limitations and routine monitoring requirements. Numeric limitations would establish a compliance-driven approach to toxicity control and provide nonpoint source dischargers with further incentive to reduce toxicity. However, the inclusion of numeric effluent limitations in nonpoint source WDRs or waivers of WDRs is likely unsuitable given the diffuse nature of nonpoint source runoff and the current strategy of addressing pollutants by implementing management practices

Option 3: Require prescriptive monitoring requirements for nonpoint source dischargers

This option would require the Water Boards to include a toxicity monitoring program in all nonpoint source WDRs, conditional waivers of WDRs, or prohibitions. Nonpoint source dischargers would also be required to use the toxicity test methods and species included in Section IV.B.1.b. of the Provisions for routine monitoring and use the TST approach for data analysis. This approach would afford permit writers greater flexibility when developing follow-up measures required for compliance with the proposed objectives.

A minimum of four toxicity tests would be required during each year of the WDR, waiver of WDR, or prohibition cycle. These toxicity tests would be spread out evenly throughout each year, to the extent practicable. The Water Boards would determine sampling times and locations, as well as the management practices, oversight procedures, compliance schedules, and remediation measures to be employed by the nonpoint source (NPS) discharger.

Implementation of this monitoring program would be divided into two stages. Within one year from the effective date of the Provisions, the Water Boards would issue Water Code section 13267 orders to all NPS dischargers that are required to conduct toxicity monitoring. One year from the order's postmarked date, these NPS dischargers would be required to use the toxicity test methods in Section IV.B.1.b. of the Provisions to conduct aquatic toxicity tests and use the TST approach to analyze the resulting test data.

Within two years from the effective date of the Provisions, the Water Board would issue Water Code section 13267 orders to all NPS dischargers that are not required to conduct toxicity monitoring. One year from the order's postmarked date, these NPS dischargers would be required to conduct routine toxicity monitoring, use the toxicity test methods in Section IV.B.1.b. of the Provisions, and use the TST approach.

The use of the TST approach would improve and simplify data interpretation, while specific monitoring requirements would facilitate regulatory consistency. In addition, the Water Boards would retain the authority to establish numeric limitations as deemed appropriate. However, this option has the potential to be less protective because minimum requirements for management practices, oversight procedures, and remediation measures

for toxicity may or may not be specified in a WDR, conditional waiver of WDRs, or prohibition. In addition, the species listed in Table 1 of the Provisions may not be the most appropriate species for certain types of pesticides or other constituents from nonpoint sources. Requiring NPS dischargers to only use test species listed in Table 1 of the Provisions, may be less protective than allowing the use of other test species that are more sensitive to common pesticides or constituents that are prevalent in a watershed.

Option 4: No action

Under this option, the Water Boards would continue to establish toxicity monitoring, assessment, and reporting requirements for individual WDRs, waivers of WDRs, and prohibitions, at their discretion. Such omissions fail to address the Provisions' goal of regulatory consistency. Dischargers may continue to use varying statistical approaches to analyze toxicity data, making statewide reporting and assessment more difficult.

5.7 Other Issues Considered

State Water Board staff identified and considered several other possible issues related to the Provisions, but have decided to not include a range of options because no change would be made to existing policies and requirements, or the changes would be minor. The other issues considered were compliance schedules, flow-through acute toxicity systems, additional monitoring, exemptions for ~~small-disadvantaged communities~~, insignificant dischargers, biological pesticide and residual pesticide dischargers, drinking water system discharges, and natural gas facility discharges, and variances and exemptions ~~exceptions~~ to the toxicity water quality objectives.

5.7.1 Consideration of Compliance Schedules

Compliance schedules are a discretionary regulatory tool for bringing NPDES dischargers into compliance with new, revised, or newly interpreted water quality objectives, without being in violation of their permits. The purpose is to give dischargers time to make necessary changes in facilities or operations to comply with new, or more stringent, water quality-based permit limitations without subjecting the discharger to enforcement proceedings. Compliance schedules are included in the discharger's permit and lay out the enforceable sequence of actions or operations the discharger will take to comply as rapidly as possible.

The Provisions do not change the State Water Board's current compliance schedule policy, adopted under Resolution No. 2008-0025. Under this policy, the Water Boards may allow up to 10 years if the conditions specified in the Compliance Schedule Policy are met. Compliance schedules must be as short as possible and can only go beyond 10 years if approved through a single permit action or a TMDL. Regional Water Boards would have the discretion to include a compliance schedule in non-storm water NPDES permits after the effective date of the Provisions. Such a compliance schedule may be necessary to allow discharges to come into compliance with the Provisions if they currently do not have effluent limitations, or if their effluent limitations in their current NPDES permits are less stringent than the effluent limitations in the Provisions. However, since many non-storm

water NPDES dischargers in California are already required to comply with some form of an effluent limitation for aquatic toxicity, it is not anticipated that compliance schedules will be necessary for many non-storm water NPDES dischargers.

5.7.2 Consideration of Flow-Through Acute Toxicity Testing Systems

A flow-through acute toxicity test system is a toxicity testing system where test species are exposed to a continuous flow of effluent. Such systems are able to measure real time acute effects of effluent on test species. Therefore, they can be useful in identifying potential acute effects from effluent rather quickly. However, these systems generally use trout or other species of fish that may not be the most sensitive species available to monitor the potential acute effects from the effluent.

The Water Boards would retain the discretion to include additional toxicity compliance requirements in NPDES permits specific to existing flow-through acute toxicity systems. These additional requirements could include effluent limitations and/or monitoring requirements. Any such requirements would be in addition to the Provisions and could not be substituted to meet the acute toxicity monitoring requirements in the Provisions.

If existing flow-through systems are amenable to the use of the TST approach, the dischargers would be required to use the TST approach. However, for existing flow-through systems that are not amenable to the TST approach, the Regional Water Board would specify the statistical approach and biological endpoints that must be used. Any flow-through systems constructed after the effective date of the Provisions would need to be designed and constructed in such a way that would facilitate analysis using the TST approach. Once constructed this way, these dischargers would be required to use the TST approach.

5.7.3 Consideration of Additional Monitoring

Under the Provisions, in addition to effluent limitation compliance monitoring and monitoring specific to flow-through acute toxicity testing systems, the Water Boards would have the option to require dischargers to conduct additional toxicity testing. This testing can include, but is not limited to special studies, additional test species, testing with additional dilutions or higher concentrations of effluent than the IWC, or using test species not included in Table 1 of Section IV.B.1.b of the Provisions. The Water Boards can require this testing in an NPDES permit or a Water Code section 13383 Order. The rationale for requiring additional monitoring must be documented in the NPDES fact sheet (or equivalent document) or Water Code section 13383 Order.

The Water Boards must specify in the permit the specific type of testing (e.g. the most sensitive species and the concentration of the IWC) that will be used to determine compliance with the MDEL and MMEL. To the extent any of the additional monitoring described above requires the use of receiving water, different species, different effluent concentrations than the IWC, or different test methods, that additional monitoring cannot be used to determine compliance with the toxicity effluent limitations specified in Section IV.B.2.e of the Provisions.

~~5.7.4~~ Consideration of Small Disadvantaged Communities

~~Under the Provisions, Regional Water Boards could exempt POTW dischargers serving small disadvantaged communities from some or all of the implementation requirements. The small disadvantaged community exception is specific to POTW dischargers serving populations of 20,000 people or less, or reasonably isolated and divisible segments of larger municipalities serving 20,000 people or less, with a median household income (MHI) that is less than 80 percent of the statewide annual median household income.~~

~~To allow such an exemption, the Regional Water Board must first make a finding that the discharger will have no reasonable potential to cause or contribute to an exceedance of the toxicity water quality objectives. In making such a finding, the Regional Water Board would not need to use the procedures in the Provisions for determining reasonable potential.~~

~~After making such a finding, the Regional Water Board would then determine if the POTW discharger must still meet some of the implementation requirements to protect the receiving water, or if they are exempt from all of the implementation requirements in the Provisions. The Regional Water Board could also require an exempt POTW discharger to conduct routine monitoring as necessary. The monitoring frequency could not exceed the monitoring frequencies as required by the Provisions: monthly routine monitoring for dischargers authorized to discharge at a rate equal to or greater than 5 MGD, and quarterly routine monitoring for dischargers authorized to discharge less than 5 MGD.~~

~~If a POTW discharger is exempted, the Regional Water Board would still need to include the water quality objectives of the Provisions as receiving water limitations in the NPDES permit.~~

5.7.4 ~~5.7.5~~ Consideration of Insignificant Dischargers

Under the Provisions, the Regional Water Boards may exempt certain non-storm water NPDES dischargers, which are determined to be insignificant dischargers, from some or all of the implementation requirements. Insignificant Dischargers are NPDES dischargers that are determined by the Water Boards to be very low threats to water quality. Examples of insignificant dischargers may include, but is not limited to, small non-continuous dischargers, once through cooling dischargers, and discharges from utility vaults and underground structures ~~and water purveyors~~.

To allow such an exemption the Regional Water Board must first make a finding that an insignificant discharger will have no reasonable potential to cause or contribute to an exceedance of the toxicity water quality objectives. In making such a finding the Regional Water Board would not need to use the procedures in the Provisions for determining reasonable potential, but would need to look at water body and discharger specific information.

After making such a finding, the Regional Water Board would then determine if an insignificant discharger must still meet some of the implementation requirements to protect

the receiving water, or if they are exempt from all of the implementation requirements in the Provisions. The Regional Water Board could also require an insignificant discharger to conduct routine monitoring as necessary. The monitoring frequency could not exceed the monitoring frequencies as required by the Provisions: monthly routine monitoring for dischargers authorized to discharge at a rate equal to or greater than 5 MGD, and quarterly routine monitoring for dischargers authorized to discharge less than 5 MGD.

If an insignificant discharger is exempted, the Regional Water Board would still need to include the water quality objectives of the Provisions as receiving water limitations in the NPDES permit.

5.7.5 Consideration of Biological Pesticide and Residual Pesticide Dischargers

Under the Provisions, the Water Board is authorized to exempt biological and residual aquatic pesticide discharges to waters of the United States, including discharges regulated under the statewide general permits, Order No. 2016-0039-DWQ (Vector Control), 2013-0002-DWQ (Algae and Aquatic Weed Control), 2011-0004-DWQ (Spray Applications), and 2011-0003-DWQ (Aquatic Animal Invasive Species Control) from some or all of the implementation requirements contained in Section IV.B.2 of the Provisions. When it is infeasible to establish numeric effluent limitations for the biological pesticide or residual pesticide discharges, the Water Board may exempt that discharge from some or all of the requirements contained in Section IV.B.2 of the Provisions, including the inclusion of numeric effluent limitations. Aquatic pesticide discharges used for vector control, algae and aquatic weed control, spray applications, and aquatic animal invasive species control have specific requirements listed in the NPDES permits to prevent harm or adverse impacts on non-target organisms and beneficial uses. If residues from aquatic pesticides cause toxicity or add to an existing toxicity, best management practices or alternatives to the pesticide causing toxicity are required. If exempted from some or all of the Provisions, the Water Board would still include the water quality objectives in Section III.B.2 of the Provisions as receiving water limitations in the NPDES permit.

5.7.6 Drinking Water System Discharges

Under the Provisions, the Water Board is authorized to exempt potable drinking water dischargers, including dischargers permitted under the statewide Drinking Water Discharges general permit (Order No. 2014-0194-DWQ) from some or all of the implementation requirements in Section IV.B of the Provisions. Short-term or seasonal planned and emergency (unplanned) discharges resulting from a water purveyor's essential operations and maintenance activities must comply with existing NPDES permitting requirements. Additionally, the contaminant of concern, chlorine, has specific monitoring requirements included in the NPDES permit that controls for such toxicity.

To allow such an exemption the Water Boards must first make a finding that the discharger will have no reasonable potential to cause or contribute to an exceedance of the toxicity water quality objectives, or that reasonable potential exists only due to discharges of chlorine and chlorine effluent limitations are included in the NPDES permit. In making such

a finding the Water Boards would not need to use the procedures in the Provisions for determining reasonable potential, but would need to consider water body and discharger specific information.

If exempted, the Water Board would still include the water quality objectives in Section III.B.2 of the Provisions as receiving water limitations in the NPDES permit. The Water Board could require a water purveyor to conduct routine monitoring as necessary.

5.7.7 Discharges from Natural Gas Utility Construction, Operations and Maintenance Activities

Under the Provisions, the Water Board is authorized to exempt discharges from hydrostatic testing of natural gas facilities and discharge from site dewatering related to excavation, construction, testing, maintenance, and/or repair of natural gas facilities regulated by an NPDES permit (Order No. 2017-0029-DWQ) from some or all of the implementation requirements in Section IV.B of the Provisions. Discharges related to excavation, construction, testing, maintenance, and/or repair activities must comply with existing NPDES permitting requirements. Additionally, the contaminant of concern, chlorine, has specific monitoring requirements included in the NPDES permit that controls for such toxicity.

To allow such an exemption the Water Board must first make a finding that the discharger will have no reasonable potential to cause or contribute to an exceedance of the toxicity water quality objectives, or that reasonable potential exists only due to discharges of chlorine and chlorine effluent limitations are included in the NPDES permit. In making such a finding, the Water Board would not need to use the procedures in the Provisions for determining reasonable potential, but would need to look at water body and discharger specific information.

If exempted, the Water Board would still include the water quality objectives in Section III.B.2 of the Provisions as receiving water limitations in the NPDES permit. The Water Board could require a discharger to conduct routine monitoring as necessary.

5.7.8 ~~5.7.6~~ Consideration of Variances and Exceptions to the Toxicity Water Quality Objectives

Under the Provisions, Regional Water Boards would have the option to grant time-limited or short-term relief from meeting the numeric and narrative toxicity water quality objectives.

For water bodies that are waters of the United States (U.S.), subsequent to a public hearing, a Regional Water Board may grant a variance for meeting the toxicity water quality objectives in accordance with 40 CFR section 131.14. A variance may be granted to a specific discharger, or group of dischargers, a water body, or a water body segment as specified in the variance. A water quality variance would need to comply with CEQA requirements, would need to be consistent with the State Water Board's Variance Policy, and would be subject to U.S. EPA review and approval.

For purposes of resource and pest management in water bodies that are waters of the state, but not waters of the U.S., a Regional Water Board may grant a short term or seasonal exception to private or public entities from meeting the numeric and narrative toxicity water quality objectives. Resource and pest management projects may include, but are not limited to, vector and weed control, pest eradication, and fisheries management projects. A short term or seasonal exception would need to comply with CEQA requirements and the Regional Water Board would need to make a finding that the exception is necessary to implement control measures for resource or pest management. The discharger would be responsible for notifying all potentially affected members of the public and governmental agencies. The discharger would also need to submit all of the information listed in IV.B.5.b of the Provisions to the Regional Water Board prior to being granted an exception. Upon completion of the project the discharger would need to provide certification by a qualified biologist to the Regional Water Board verifying that all of the receiving water's designated beneficial uses have been restored.

6. REASONABLY FORESEEABLE METHODS OF COMPLIANCE

6.1 Introduction

The State Water Board's SED for a proposed project is required to include an analysis of the reasonably foreseeable methods of compliance with the project (see Cal. Code Regs., tit. 23, §3777(c); Pub. Res. Code, § 21159(d)). This chapter provides a description of the reasonably foreseeable methods of compliance for each element of the Provisions. As explained below, this chapter also provides additional information regarding the many different types of possible toxicity controls, even though those controls are not considered to be reasonably foreseeable methods of compliance.

As indicated in more detail in Chapter 5, it is not expected that the Provisions would result in an overall net increase in toxicity detections. However, the Provisions are expected to lead to an increase in the number of non-storm water NPDES dischargers that are required to conduct routine monitoring for chronic and/or acute toxicity and comply with toxicity effluent limitations. In addition, it is expected that most non-storm water NPDES permits and some storm water NPDES and non-point source permits would include a receiving water limitation based on the numeric water quality objectives indicated in the Provisions.

The possibility that any given discharger would implement a specific toxicity control as a method of complying with toxicity effluent limitations, toxicity reduction evaluations, receiving water limitations or other requirements in the Provisions is speculative. Whether a discharger would choose to implement additional toxicity controls as a result of the Provisions to address toxicity would depend, in part, on whether the discharger already needs to comply with existing toxicant-specific or existing aquatic toxicity monitoring requirements, effluent limitations, or receiving water limitations. Whether a discharger chooses to implement additional toxicity controls may also depend on the nature, type, and persistence of any toxicity detections, and whether the cause of the toxicity or the identity of the toxicant is determined.

The Water Boards do not mandate the manner of compliance (see Water Code section 13360(a)), so any discharger that chooses to implement a toxicity control is free to select any particular toxicity control or combination of toxicity controls. If a discharger chooses to implement an additional toxicity control, the discharger's selection of one or more particular toxicity controls would depend on the type of facility, the type of toxicity controls already in place at the facility, and the quality of the existing effluent of the discharger. The type of toxicity control selected by the discharger could also depend on whether the cause of the toxicity (e.g., malfunctioning equipment) or the toxicant (e.g., identification of high copper amount in the effluent) are identified. It is more likely that dischargers would select toxicity controls that are less expensive and have lower environmental impact (e.g., institutional toxicity controls or optimization of existing structural toxicity controls) rather than toxicity controls that are more expensive and have higher environmental impacts

(e.g., new structural toxicity controls). Ultimately, however, it is unclear which toxicity control would be selected.

Therefore, the possibility that any particular discharger might implement additional toxicity controls as a result of the Provisions is speculative. To the extent that a discharger does choose to implement additional toxicity controls as a result of the Provisions, the possibility that the discharger would choose to implement any particular toxicity control, or any combination of particular toxicity controls, out of the many different types of toxicity control(s) is also speculative.

Even though the possibility that any given discharger would choose to implement a specific toxicity control as a method of complying with the Provisions is a speculative possibility, and therefore toxicity controls are not considered to be reasonably foreseeable methods of compliance, for purposes of informing decision makers and the public of any possible effects that may result from the Provisions, however unlikely, this chapter will discuss possible toxicity controls.

The discussion of possible toxicity controls related to the Provisions are divided by discharger type where possible toxicity controls relevant to the discharger classification are discussed further. The discharger types are:

- Non-storm Water NPDES Discharger
- Storm Water NPDES Dischargers
- Non-point Source Dischargers

The possible toxicity controls for each discharger type are not intended to be exhaustive of all possible toxicity control methods and permittees have the discretion to select other toxicity controls.

Chapter 7 contains the environmental analysis of the possible toxicity controls identified in this chapter and the potential environmental impacts of this project. Chapter 8 provides an analysis of alternatives to the project that would mitigate the potential environmental impacts.

6.2 Reasonably Foreseeable Methods of Compliance and Possible Toxicity Controls Applicable to Non-Storm Water NPDES Dischargers

For non-storm water NPDES dischargers, the methods of compliance with the Provisions are:

- An increase in monitoring, testing and laboratory analysis

Even though the possibility that any given discharger would choose to implement a specific toxicity control as a method of complying with the Provisions is a speculative possibility, and therefore toxicity controls are not considered to be reasonably foreseeable methods of compliance, for purposes of informing decision makers and the public of any possible effects that may result from the Provisions, however unlikely, this chapter will

discuss possible toxicity controls.

For non-storm water NPDES dischargers, the toxicity controls discussed below can be used by some or all of the various types of dischargers. However, the specific way in which these toxicity controls are designed, installed, and operated may vary depending on the facility design and the specific toxicants that the methods are designed to prevent or remove from the effluent. The most widely and commonly used methods of toxicity controls come from an extensive review of current non-storm water NPDES permits and possible toxicity controls. The possible toxicity controls include:

- Institutional controls (non-structural) which reduce or minimize the quantity of toxicants used by a facility, or in the influent coming into a discharge facility
- Treatment or engineering controls (structural), including facility upgrades to prevent, reduce, or remove toxicity

The possible toxicity controls discussed in this chapter apply to whole effluent toxicity of potentially unknown origin. If the failure of a WET test can be attributed to an exceedance of a chemical-specific limit, the permittee may comply with the effluent limitations in the Provisions by addressing the chemical-specific exceedance. In doing so, it is not anticipated that new toxicity controls will be imposed as a result of the Provisions.

6.2.1 Numeric Toxicity Water Quality Objectives

Sections III.B.2.a and III.B.2.b of the Provisions establish numeric objectives for chronic and acute toxicity, which apply to all inland surface waters, enclosed bays and estuaries in the state with aquatic life beneficial uses. A detailed discussion of the numeric toxicity water quality objectives is provided in Section 5.1.1 of the Staff Report.

The overall number of exceedances is not expected to increase using the TST approach compared to other current statistical approaches (see Section 5.3.1 of the Staff Report). Thus, the number of waterbodies determined to be impaired for toxicity is also likely to remain about the same. However, assessment using numeric water quality objectives and the TST approach may identify toxicity in different waterbodies than other current statistical approaches. Non-storm water NPDES discharges that discharge into waters that do not meet the water quality objective in the Provisions may be required, as indicated in a TMDL or other action, to further reduce toxicity in their effluent.

Receiving water limitations are established in WDRs to ensure that a discharger does not cause or contribute to an exceedance of water quality objectives. Currently, many NPDES permits for non-storm water dischargers include narrative receiving water limitations for toxicity. It is likely that the Regional Water Boards would include receiving water limitations in permits based on the numeric water quality objectives established in the Provisions. While a net increase in toxicity detections is not expected, it is possible that a discharger may be identified as exceeding the numeric toxicity receiving water limitation. If a discharger has caused, could cause or contribute to toxicity in ambient water, the discharger may take steps, to prevent or reduce that toxicity.

As indicated previously, the implementation of toxicity controls as a result of exceedances of the receiving water limitations is speculative. However, a discussion of possible toxicity controls is included in Section 6.3 of the Staff Report.

6.2.2 Aquatic Toxicity Test Methods

A detailed discussion of the aquatic toxicity test methods, including current conditions, is provided in Section 5.2.1 of the Staff Report.

Non-storm water NPDES dischargers that do not use the U.S. EPA test methods and aquatic species that are amenable with the TST approach would have to use these test methods and species in their processes to comply.

6.2.3 Required Use of the Test of Significant Toxicity Statistical Approach

A detailed discussion of the statistical approach, including current conditions, is provided in Section 5.3.1 of the Staff Report.

The Provisions require non-storm water NPDES dischargers to use the TST approach to determine whether discharger's effluent complies with applicable permit terms. Five of the nine Regional Water Boards require dischargers to use the TST approach. A permit review by the State Water Board found that over 20 percent of non-storm water NPDES permits include a requirement to use the TST approach. Software for using the TST approach is readily available and is being used by several toxicity testing laboratories in California.

Non-storm water NPDES dischargers that do not currently use the TST approach would comply with the Provisions by using the TST approach to analyze aquatic toxicity test data.

6.2.4 Species Sensitivity Screening

A detailed discussion of the species sensitivity screening, including current conditions, is provided in Section 5.4.1 of the Staff Report.

The Provisions state how and when species sensitivity screening is required. Typically, species sensitivity screening would be conducted prior to every permit issuance, reissuance, renewal, or reopening (to address the toxicity requirements). However, Regional Water Boards may allow dischargers up to ten years between species sensitivity screenings. POTW-Non-storm water NPDES dischargers are only required to conduct species sensitivity screening for chronic toxicity, unless a Regional Water Board also requires species sensitivity screening for acute toxicity. ~~All other non-storm water NPDES dischargers must conduct a species sensitivity screening for both chronic and acute toxicity.~~ Non-storm water NPDES dischargers would need to use the species sensitivity screening process as specified in the Provisions at least once every ten years to be in compliance, unless the discharger participates in a regional monitoring program as approved by the Regional Water Board.

The Provisions provide clear direction on the number of tests needed for species sensitivity screening, the number of species to be used, and the timing for the species sensitivity screening tests. The method of compliance would be to conduct the required testing and analysis.

6.2.5 Reasonable Potential

A detailed discussion of reasonable potential analysis, including current conditions, is provided in Section 5.4.2 of the Staff Report.

POTWs authorized to discharge at rate equal to or greater than 5 MGD are required to conduct routine chronic toxicity testing and meet chronic toxicity effluent limitations. Therefore, a reasonable potential analysis for chronic toxicity is not required for POTW dischargers of this size. POTWs authorized to discharge at rate less than 5 MGD are required to conduct reasonable potential analysis for chronic toxicity. ~~The Water Boards may exempt those serving small disadvantaged communities from conducting a reasonable potential analysis using the procedures in the Provisions.~~ The Water Boards may, at their discretion, require any POTW discharger to conduct a reasonable potential analysis for acute toxicity.

All other non-storm water NPDES dischargers are required to conduct a reasonable potential analysis for ~~both~~ chronic ~~and acute~~ toxicity. The Water Boards may, at their discretion, require non-storm water NPDES discharger to conduct a reasonable potential analysis for acute toxicity. The Water Boards may exempt ~~those~~ some dischargers, including insignificant dischargers, biological pesticide and residual pesticide dischargers, drinking water system dischargers, and natural gas facility dischargers from conducting a reasonable potential analysis using the procedures in the Provisions.

Non-storm water NPDES discharges can comply with the reasonable potential requirements in the Provisions by providing all toxicity test data, and data analysis generated within five years prior to permit issuance, reissuance, renewal or reopening (to address the toxicity requirements) to the Regional Water Board. A minimum of four tests, using species selected by the Regional Water Board from Table 1 of the Provisions, must be analyzed using the TST approach. Thus, non-storm water NPDES dischargers that use the TST approach to analyze toxicity test data would only need to submit the toxicity test data and results generated within five years prior to every permit reissuance, renewal, or reopening (to address toxicity requirements) to the Water Boards to comply with the reasonable potential requirement in the Provisions.

If a discharger is using a statistical approach, other than the TST approach, to analyze toxicity test data, the method of compliance would be to reanalyze the data from a minimum of four chronic and/or acute tests using the TST approach and submit the data and results, along with all other toxicity test data generated within five years prior to permit reissuance, renewal or reopening (to address toxicity requirements), to the Water Boards.

If a minimum of four tests conducted at the IWC using species selected by the Water Boards from Table 1 of the Provisions are not available, and there is representative

effluent, the method of compliance would be for the discharger to conduct four additional chronic and/or acute toxicity tests and submit the data and results to the Water Boards, along with all other toxicity test data generated within five years prior to permit reissuance, renewal or reopening (to address toxicity requirements). Thus, the methods of compliance include the submittal and review of data and information as required by the Provisions.

6.2.6 Monitoring Frequencies

A detailed discussion of monitoring frequencies, including current conditions, is provided in Section 5.4.4 of the Staff Report.

Non-storm water NPDES dischargers required to conduct routine monitoring, must do so at the IWC using the most sensitive species at the frequency specified in their permit. MMEL compliance tests are required when an acute or chronic routine monitoring test results result in a fail at the IWC. For each fail, the non-storm water NPDES dischargers would conduct a maximum of two MMEL compliance tests.

Some non-storm water NPDES dischargers are already conducting routine monitoring at the same frequencies as required in the Provisions for chronic and acute toxicity. These facilities would not be required to increase their monitoring frequency to be in compliance with the Provisions. Those non-storm water NPDES dischargers that are conducting routine monitoring less frequently than is specified in the Provisions would need to increase their monitoring frequency when their permit is next reissuance, renewal or reopening (to address toxicity requirements). And the monitoring frequency requirement in the Provisions are included in their permit. Some discharges that currently do not have toxicity monitoring requirements may now have toxicity monitoring requirements under the Provisions due to changes in the reasonable potential analysis.

Monitoring is a multi-stage process, with multiple components. In the context of toxicity testing, there are three components to a single monitoring event: the collection of samples, the transportation of the samples, and the analysis of the samples. Some dischargers contract with third-party laboratories and environmental companies to collect and analyze samples, in which case the samples must be transported off-site from the facility. Other dischargers have on-site laboratories, in which case transport and sampling requirements may be negligible. The method of compliance for those with less frequent monitoring than that required by the Provisions, would be to conduct the required monitoring.

6.2.7 Toxicity Effluent Limitations

A detailed discussion of the toxicity effluent limitations, including current conditions, is provided in Section 5.4.3 of the Staff Report.

The Provisions require the Water Boards to include chronic toxicity effluent limitations for non- storm water NPDES dischargers when the discharger has reasonable potential to cause or contribute to chronic toxicity, or if a POTW is authorized to discharge at a rate equal to or greater than 5.0 MGD. The Water Boards must include acute toxicity effluent limitations in NPDES permits when the discharger has reasonable potential to cause or

contribute to acute toxicity. The MDELs and MMELs are based on an analysis of the most sensitive species toxicity testing conducted at the IWC, using the TST approach and percent effect.

Some non-storm water NPDES permits already contain effluent limitations for aquatic toxicity that are similar to those in the Provisions. Many non-storm water NPDES permits do not contain effluent limitations for aquatic toxicity and instead contain numeric triggers to determine if more monitoring or a TRE is required. A comparison of existing permit conditions and the effluent limitations in the Provisions are discussed in Section 5.4.3 of the Staff Report. If a non-storm water NPDES discharger does not meet the chronic and/or acute effluent limitations in the Provisions, the discharger may choose to implement additional toxicity controls. Even though the possibility that any given discharger would choose to implement a specific toxicity control as a method of complying with the Provisions is a speculative possibility, and therefore toxicity controls are not considered to be reasonably foreseeable methods of compliance, for purposes of informing decision makers and the public of any possible effects that may result from the Provisions, however unlikely, this chapter will discuss possible toxicity controls.

Because the Provisions do not specify the control measures that can be used to comply with the effluent limitations in the Provisions, dischargers may choose to implement a wide variety of toxicity controls. It is not possible to list every toxicity control measure that a discharger may implement to comply with the effluent limitations in the Provisions. There are several possible toxicity controls that are implemented by non-storm water NPDES dischargers throughout the state. The most common possible toxicity controls are discussed in Section 6.3 of this chapter.

6.2.8 Mixing Zones

A detailed discussion of mixing zone requirements, including current conditions, is provided in Section 5.4.5 of the Staff Report.

The Provisions would provide Regional Water Boards the continued discretion to grant mixing zones and dilution credits for acute and chronic toxicity to non-storm water NPDES dischargers on a discharge-by-discharge basis. The Provisions would not require Regional Water Boards to grant mixing zones, but the Provisions would specify that a Regional Water Board may allow mixing zones and dilution credits for chronic toxicity when sufficient capacity exists in the receiving waters for dilution and mixing zones. Since the Provisions do not require any changes to mixing zones no changes would be required regarding mixing zones for non-storm water NPDES dischargers to be in compliance with the Provisions. However, the way in which mixing zones and dilution credits are used to develop effluent limitation is specified in the Provisions and may be different than the way mixing zones and dilution credits are used to establish effluent limitations in some existing permits.

6.2.9 Toxicity Reduction Evaluations.

A detailed discussion of the TRE requirement is provided in Section 5.4.6 of the Staff Report.

The Provisions require non-storm water NPDES dischargers with any combination of two or more MDEL or MMEL violations within a single calendar month, or within two successive calendar months, to conduct a TRE. Appendix J of the Staff Report provides specific examples of TRE evaluations and mitigation measures that eliminated the source of toxicity.

Most permits currently rely on an accelerated monitoring trigger and accelerated monitoring to determine when a non-storm water NPDES discharger must initiate a TRE. As permits are renewed or reopened (to address toxicity requirements), the permits for non-storm water NPDES dischargers would specify, in accordance with the Provisions, when a TRE is required. Discharges would comply with the Provisions by initiating a TRE whenever there are two or more violations in a single calendar month, or within two successive calendar months.

It is unknown if this change in TRE requirements will result in any change in the number of TREs that are conducted or, if any change would result in a change in the number or type of control actions taken by facilities to control aquatic toxicity. Even though the possibility that any given discharger would choose to implement a specific toxicity control as a method of complying with the Provisions is a speculative possibility, and therefore toxicity controls are not considered to be reasonably foreseeable methods of compliance, for purposes of informing decision makers and the public of any possible effects that may result from the Provisions, however unlikely, this chapter will discuss possible toxicity controls.

Because the Provisions do not specify the control measures that can be used to control aquatic toxicity and comply with the effluent limitations in the Provisions, dischargers may choose to implement a wide variety of toxicity controls. It is not possible to list every toxicity control measure that a discharger may implement to comply with the effluent limitations in the Provisions. However, there are several possible toxicity controls that are implemented by non-storm water NPDES dischargers throughout the state. The most common methods of compliance are discussed in Section 6.3 of this Staff Report.

6.3 Possible Toxicity Controls at Non-Storm Water NPDES Discharge Facilities

As indicated in more detail in Chapter 5, it is not expected that the Provisions would result in an overall net increase in toxicity detections. However, the Provisions are expected to lead to an increase in the number of non-storm water NPDES dischargers that are required to conduct routine monitoring for chronic and/or acute toxicity and comply with toxicity effluent limitations. In addition, it is expected that most non-storm water NPDES permits and some storm water NPDES and non-point source permits would include a receiving water limitation based on the numeric water quality objectives indicated in the Provisions.

For example, there may be reasonable potential for toxicity per the Provisions, but not per current assessment methods. The Provisions would require such dischargers to conduct routine monitoring. If routine monitoring reveals persistent toxicity in the effluent the discharger may implement controls to address that toxicity. Similarly, under the Provisions, some dischargers will need to increase their routine monitoring frequency for chronic toxicity. An increase in the routine monitoring frequency may discover aquatic toxicity, whereas less frequent monitoring under current conditions may not.

The use the TST approach is not anticipated to result in an increase in the number of exceedances, compared to current statistical approaches such as the NOEC. However, for a small number of tests, the TST approach may determine a different outcome than other statistical approaches.

The Provisions include maximum daily and median monthly effluent limitations which will result in a violation when exceeded. For some dischargers the numeric effluent limitations in the Provisions may result in an increase in the number of violations for the facility. This is because many of the non-storm water NPDES permits throughout the state include only numeric triggers, which require a discharger to take some action when they are exceeded, but do not result in a violation.

The requirement in the Provisions for when a discharger must conduct a TRE are different from the TRE requirements in current permits that were reviewed. It is unknown if this change in TRE requirements will result in any change in the number of TREs that are conducted or in which facilities may be required to conduct a TRE. It is also unknown if the change in TRE requirements will result in any changes to the number or type of control actions taken by facilities to control aquatic toxicity.

The possibility that any particular discharger might implement additional toxicity controls as a result of the Provisions is speculative. To the extent that a discharger does choose to implement additional toxicity controls as a result of the Provisions, the possibility that the discharger would choose to implement any particular toxicity control, or any combination of particular toxicity controls, out of the many different types of toxicity control(s) is also speculative.

Even though the possibility that any given discharger would choose to implement a specific toxicity control as a method of complying with the Provisions is a speculative possibility, and therefore toxicity controls are not considered to be reasonably foreseeable methods of compliance, for purposes of informing decision makers and the public of any possible effects that may result from the Provisions, however unlikely, this chapter will discuss possible toxicity controls.

Possible toxicity controls are listed below, however the list is not exhaustive. Some facilities already have controls and technology in place to comply with effluent limitations, requiring few or no changes, while other facilities may choose to implement, enhance, or modify institutional controls or structural controls. As it would be impossible to address every control for every potential pollutant or combination of pollutants, the most common

examples are addressed below, divided into non-structural and structural categories. Although all the controls listed below are applicable to POTW dischargers, most are also toxicity controls that can be used by other non-storm water NPDES dischargers. If a certain type of possible toxicity control is specific to a discharger, the discharger is identified, however due to the extensive nature of controls and dischargers the identification is non-exhaustive. The described possible toxicity controls are not intended to be exhaustive of all possible toxicity control methods, and permittees have the discretion to select other toxicity controls.

6.3.1 Non-Structural or Institutional Controls

Non-structural controls or institutional controls, for the purpose of this document, refer to the practices and programs designed to prevent diffuse sources of toxicity from entering waterbodies and treatment facilities. Institutional controls are non-engineered instruments such as administrative and legal controls that, depending on the size and scope, can be implemented by municipal governments or agencies, or by permittees. Institutional controls for aquatic toxicity include but are not limited to: (1) educational and toxicity minimization programs; (2) hazardous and toxic waste disposal programs; and (3) use of alternative chemicals.

Educational and Toxicity Minimization Programs

Educational programs and toxicity minimization programs often work in conjunction to prevent and reduce aquatic toxicity. Examples of educational and toxicity minimization programs facilitated through municipal agencies include programs and publications such as the California Environmental Protection Agency's Unified Program (<https://calepa.ca.gov/wp-content/uploads/sites/62/2016/10/CUPA-Documents-2012yr-FactSheet.pdf>). Additional programs include marking storm drains to prevent dumping and the Department of Toxic Substance Control (DTSC) Pollution Prevention and Green Technology Program (<https://www.dtsc.ca.gov/PollutionPrevention/index.cfm>). An example of an educational program and toxicity minimization programs facilitated through permittees is the Sacramento Regional Sanitation District's Bufferlands tours and educational and outreach program (<https://www.regionalsan.com/bufferlands-educational-opportunities>), and the publicly available tour of their wastewater treatment facility. Permittees, specifically POTWs may choose to run educational programs to reduce the toxicants in the influent through raising public awareness of what can and cannot be disposed of through sewer systems. Wineries can also participate in toxicity minimization programs through Sustainability in Practice (SIP) Certification, <http://www.sipcertified.org/>.

A toxicity minimization program works by identifying sources or potential sources of toxicity such as influent, treatment methods, or facility design, and taking the necessary steps to reduce or eliminate those sources. If influent is found to be toxic, a minimization program would analyze potential external sources, while treatment methods and facility design would be reviewed in-house to determine if facility practices are creating toxicity. A minimization program may include a plan to identify the source of toxicity and work with businesses and/or residents that may be causing or contributing to the source of toxicity to

find suitable methods to control or eliminate the toxicity.

Hazardous and Toxic Waste Disposal Programs

Hazardous waste programs work to ensure hazardous waste is disposed of properly and are often run free of charge or at reduced rates through local municipalities. Household hazardous waste programs include designated drop off locations on select days, and free pickup services if the waste is packaged according to local guidelines. Many municipalities in California already provide household hazardous waste collection programs. For example, the city of Rancho Cordova offers free pick-up of used motor oil if it is placed in a clear plastic jug, or in a free provided container, and placed next to a residential recycling bin (<http://www.cityofranhocordova.org/home/showdocument?id=12854>).

Many municipalities in California also provide business hazardous waste programs that provide safe hazardous waste collection programs for schools, hospitals, and small businesses. These programs offer services for the collection and proper disposal of hazardous waste generated from businesses. For example, the Alameda County business hazardous waste program offers small business hazardous waste services, a drop-in program for businesses, and residential landlord services (<http://www.stopwaste.org/recycling/residents/hazardous-waste/business-hazardous-waste>).

Additionally, the California Department of Toxic Substance Control (DTSC) implements hazardous waste recycling laws and developed hazardous waste recycling regulations to promote the reuse and reclamation of useful materials in a manner that is safe and protective of human health and the environment. DTSC provides information and resources for businesses and residents to properly manage hazardous waste (<https://www.dtsc.ca.gov/HazardousWaste/Index.cfm>).

Alternative Chemicals

Dischargers could choose an alternative chemical in their operations or treatment to reduce the possible toxicants entering surface waters. In addition, often less toxic alternatives may be available to the public for chemicals used for cleansers and disinfectants, pesticides, lubricants, fragrances, and many other common classifications of chemicals that may enter POTWs.

Government, environmental organizations, and some businesses have worked toward developing lists of suitable alternatives to chemicals that may cause or contribute to toxicity. For example, in July 2005, the commonwealth of Massachusetts funded the Toxics Use Reduction Institute (TURI) at UMass Lowell to study safer alternatives for major uses of five toxic chemicals. The TURI continues to work to provide resources and tools to help businesses, municipalities, and communities find safer alternative to toxic chemicals. In 2011, the Zero Discharge of Hazardous Chemicals (ZDHC) Program formed to catalyze positive change in the discharge of hazardous chemicals across the product life cycle. California's DTSC provides a safer consumer products program to help residents and businesses find safer alternatives to projects that contain chemicals of

concern (<https://www.dtsc.ca.gov/SCP/index.cfm>).

6.3.2 Structural Controls

Structural controls are used by facilities to clean their wastewater and ensure their effluent meets the water quality objective. Structural controls are engineered instruments such as holding ponds, filters, skimmers and chemicals used in the wastewater treatment process to address unfavorable physical, chemical or biological characteristics. Structural controls for aquatic toxicity include but are not limited to: (1) pretreatment; (2) primary treatment; (3) secondary treatment; and (4) advanced (tertiary) treatment. There are also structural controls that, depending on how they are used, may be used at any stage of the treatment process.

These includes but are not limited to: (1) physical unit processes; (2) chemical unit processes; and (3) biological unit processes.

Wastewater treatment for POTW and industrial dischargers is done in a series of steps that can have increasing effectiveness on the reduction of toxicity, and increasing complexity depending on the resources available. The conventional treatment sequence is: pretreatment, then primary treatment, and secondary treatment, where each step utilizes a variety of structural controls. Many dischargers also use a range of advanced or tertiary treatment controls to further reduce or eliminate toxic substance in effluent. However, not all methods listed below are applicable to every type of non-storm water NPDES discharger. For example, the biological methods used to process sewage at a POTW may not be effective methods for an industrial facility that processes chemicals or metals. POTW dischargers in California use primary and secondary treatment methods to remove toxic substances from their effluent. Many POTW dischargers also incorporate various pretreatment, primary, secondary and tertiary treatment methods to further ensure their effluent is non-toxic. Industrial dischargers can do the same, choosing from a variety of pretreatment, primary, secondary and tertiary treatment methods that most effectively treats their effluent. Although the treatment methods discussed below are methods that are effectively used by many POTWs, not all methods discussed below are effective control measures for all POTWs. In addition, many of the potential control methods discussed below are effective methods of controlling toxicity in effluent for many types of industrial dischargers, including refineries, processors, and manufacturers in California.

Pretreatment

Toxicants in influent can be addressed through a variety of pretreatment measures and controls. In addition to the nonstructural controls such as educational and toxicity minimization programs (6.3.6.1), a variety of structural controls can be used in an effort to remove or reduce toxicants and remove constituents that could disrupt any subsequent treatment processes. Depending on the quality of the influent to be treated, several processes could be required. Such processes include but are not limited to:

- Screening and Straining removes large objects to prevent them from becoming entrained in pipes and moving parts of the treatment plant, where they can cause damage to the facility or impact the efficiency of the treatment process. Screening and straining is a useful treatment process for POTWs, and power plants.
- Grit Removal involves allowing heavy materials to settle out of influent in grit settling chambers and using mechanical separation equipment to remove the settled out grit. Grit removal is necessary to prevent or reduce clogging pipes and machinery and is a useful treatment process for POTWs and food processors.
- Fat, Grease and Oil Removal is accomplished with the use of skimmers. Air blowers may assist by blowing air in the base of the tank to create froth. The removal of fats and grease helps speed up the biological processes and is a useful treatment process for POTWs, petroleum refineries, food processors, and tank farms.
- Flow Equalization increases the efficiency of the primary and secondary treatment processes by allowing waste water sufficient time in settling tanks, and in tanks where biological processes are occurring. Flow equalization is a useful treatment process for POTWs, petroleum refineries, and food processors.

POTW dischargers receive influent from a wide variety of private residences, commercial business, or smaller industrial facilities that do not have separate discharge permits. POTWs have limited control over the pollutants that may come into their system. However, POTWs or related government agencies can take action when businesses or commercial facilities discharge toxic chemicals into sewer systems.

The Clean Water Act established the National Pretreatment Program, which requires POTWs “with a total design flow greater than 5 MGD and receiving from Industrial Users” to establish a pretreatment program specific to that POTW (40 CFR § 403.8). These pretreatment programs, which specifically target industrial sources, are already in place for POTW dischargers in California, except where the Water Boards have made a finding that there are no industrial sources contributing to the influent. There are no pretreatment programs required for POTWs with a design flow of less than 5 MGD. However, POTWs with a design flow of less than 5 MGD are not precluded from implementing a pretreatment program and may voluntarily work with industrial sources and municipalities to reduce toxicity in their influent.

Primary Treatment

In primary treatment a portion of suspended solids and organic matter is removed from wastewater. This removal is usually accomplished with physical operations such as screening and sedimentation. The effluent from primary treatment usually contains considerable organic matter and has a relatively high biological oxygen demand (BOD).

Treatment plants using only primary treatment will be phased out as the U.S. EPA requires at least secondary treatment, excluding communities with a secondary treatment waiver.

Chemicals added for effluent treatment can introduce the potential for toxicity into the effluent. For example, petroleum refineries may use emulsion breakers to separate residual oil from the surface of wastewater. There are many types of chemicals used as emulsion breakers, some of which may induce toxicity. The toxicity-inducing substance is part of a controlled process, and mitigation of toxicity may be accomplished through changes in chemical inputs, chemicals used in processes, or even the processes themselves.

For toxic chemicals added for in-facility production or treatment use, it is possible to remove the toxicant from the production or treatment process. A discharger may accomplish this by substituting a different chemical for the toxicant, such as changing the type of disinfectant used to control fouling in pipes or tanks.

Secondary Treatment

Secondary treatment is designed to remove biodegradable organics and suspended solids and includes disinfection. Secondary treatment often includes biological treatment by activated sludge, fixed-film reactors, lagoon systems and sedimentation where microbes consume the organic matter as food, converting it to carbon dioxide, water, and energy.

Advanced (Tertiary) Treatment

Advanced treatment is any treatment process beyond secondary treatment and involves the removal of constituents of concern, nutrients, toxic compounds, increased amounts of organic material and suspended solids. Advanced treatment includes nutrient removal processes such as the addition of metal salts, chemical coagulation, flocculation, sedimentation followed by filtration, ion exchange, reverse osmosis and UV disinfection.

Other Structural Controls

Below is a list and brief description of the structural controls that, depending on how they are used, may be used at any stage of the treatment process (pretreatment, primary, secondary or advanced). The list is non-exhaustive and represents the most commonly used controls as gathered from a review of current NPDES permits and water treatment literature. It does not list every type of permittee and all possible effluent characteristics. It is the responsibility of the discharger to determine what treatment methods are most appropriate for their effluent.

Physical Unit Processes

- Coagulation and Flocculation is used to form aggregates of fine matter to aid in the filtration process. Coagulation and flocculation are often the first steps in water treatment. Chemicals with a positive charge are added to the wastewater. The positive charge of these chemicals neutralizes the negative charge of dirt

and other dissolved particles in the wastewater. When this occurs, the particles bind with the chemicals and form larger particles, called floc. During sedimentation, floc settles to the bottom of the water column, due to its weight. Coagulation and flocculation aid in the removal of suspended solids and reduced BOD, and is therefore a useful process for POTWs, mines and power plants.

- Sedimentation and Settling Ponds or the settling out of suspended solids can be used independently or to complement coagulation and flocculation. Sedimentation is a useful process for POTWS, power plants, food processors, saw mills, sand and gravel mining, mines, and fish hatcheries/aquaculture.
- Filtration is the act of removing contaminants from water by passing them through a porous membrane. Filters come in a great variety of designs and can be used to treat a variety of water quality issues. Choosing a filtration method is dependent upon the constituent desired to be removed and permittees should consider the filter size, filter bed porosity, filter bed depth, filtration rate, allowable head loss and influent wastewater characteristics. Common filter examples include trickling filters, GAC (granulated activated carbon) filters, percolating filters, centrifuge filters, and packed media filters. Because filtration has a great variety of applications, filtration is a useful process for all NPDES dischargers. Permittees should work with treatment engineers to determine what method of filtration is ideal to use to clean their effluent.

Chemical Unit Processes

- Chemical Precipitation is the addition of chemicals to alter the physical state of dissolved or suspended solids and to facilitate their removal by sedimentation. Chemical precipitation can be used to remove metals by transforming dissolved metal ions into an insoluble metal precipitate, and chemical precipitation can be used to remove nitrogen and phosphorus. Chemical precipitation is therefore a useful tool for POTWS, petroleum refineries and saw mills.
- Adsorption is the process of collecting soluble substances that are in solution on a suitable interface. Adsorption methods include the use of activated carbon, granular activated carbon (GAC), or powered activated carbon (PAC) which aid in the removal of hydrocarbons, and is a useful tool for POTWs, petroleum refineries and boat yards.
- Chemical Oxidation causes pollutants to undergo structural changes which make the pollutants less harmful. Oxidation can be used to treat organic and sometimes inorganic compounds and is a useful process for POTWS.
- Chemical Stabilization is similar to chemical oxidation and it slows down the rate of biological growth. Chemical stabilization can be a useful process for water with high nutrient contents such from POTWS, fish hatcheries, power plants, and saw mills.

- Disinfection is the selective destruction of disease causing agents. This can be accomplished using radiation such as electromagnetic or ultraviolet, chemicals such as chlorine or sodium hypochlorite, physical agents such as heat, or mechanical means such as screening. Disinfection is a useful process for POTWs, power plants, food processors, and fish hatcheries/aquaculture.
- Neutralization is the adjustment of process water pH. This can be accomplished by the addition of neutralizing chemicals either to adjust the pH of wastewater, or to precipitate out a metal for collection. Therefore, neutralization may be a useful process for POTWs, metal mining, fish hatcheries/aquaculture, refineries, power plants and many other dischargers.

Biological Unit Processes

- Aerobic, Anoxic, Anaerobic and Combined Processes are processes which use biological agents to break down organic matter and covert them to gases. Aerobic processes take place in the presence of oxygen and anoxic processes are used to remove nitrogen in the presence of oxygen. Anaerobic processes also remove nitrogen; however they do not take place in the presence of oxygen. These processes can be used to break down a variety of organic matter and are therefore processes for POTWs and petroleum refineries.
- Aeration is the circulation of air through wastewater to facilitate aerobic bio-degradation. Aeration uses microorganisms, added or naturally occurring, to break down water contaminates. Aeration breaks down organic matter and is therefore an important process for POTWS, petroleum refineries, food processors, and fish hatcheries/aquaculture.
- Biofiltration of Carbon, Nitrogen and Nitrates employs sand filters, contact filters, or trickling filters to ensure that additional sediment is removed from wastewater. Of the three filters, trickling filters are typically the most effective for small-batch wastewater treatment. Biological purification can be achieved by mixed cultures to treat nitrogen and carbon and is a useful process for POTWs.
- Oxidation Ponds utilize natural bodies of water like lagoons or ponds. They are referred to as final polishing ponds or facultative lagoons. Wastewater is allowed to pass through the pond for a period of time and is then retained for two to three weeks. The process uses microorganisms to metabolize biological and organic wastes into less-toxic or non-toxic forms. These processes can be helpful when treating large volumes of water, and are therefore useful processes for POTWs, petroleum refineries, and fish hatcheries/aquaculture

6.4 Reasonably Foreseeable Methods of Compliance and Possible Toxicity Controls for Storm Water NPDES Dischargers

Clean Water Act section 402, subdivision (p), (33 U.S.C. §1342(p).) and Water Code section 13263 and 13377 authorize the Water Board to issue individual and general NPDES permits for storm water discharges. There are a few categories of storm water discharge including industry, construction, Caltrans, and municipal separate storm sewer systems (MS4s).

Due to the periodic nature of storm water, it may be difficult to identify the source of the toxicant in toxic storm water, however general practices may be taken to reduce toxicity for unknown toxicants in storm water. Possible toxicity controls may vary considerably between dischargers. Many storm water dischargers already have controls and technology in place and would require few or no changes to ensure that receiving waters continue to meet water quality objectives, while other dischargers may choose to implement structural and/or non-structural controls or a combination of both to ensure that they do not cause or contribute to exceedances of receiving water limitations. Even though the possibility that any given discharger would choose to implement a specific toxicity control as a method of complying with the Provisions is a speculative possibility, and therefore toxicity controls are not considered to be reasonably foreseeable methods of compliance, for purposes of informing decision makers and the public of any possible effects that may result from the Provisions, however unlikely, this chapter will discuss possible toxicity controls.

Unlike non-storm water NPDES dischargers, the Provisions do not stipulate specific monitoring requirements, and therefore monitoring requirements are not discussed here.

6.4.1 Required Use of the Test of Significant Toxicity Statistical Approach

A detailed discussion of the statistical approach, including current conditions, is provided in Section 5.3.1 of the Staff Report. Section IV.B.3. of the Provisions describes implementation for storm water dischargers regulated pursuant to NPDES permits. If the Water Boards require storm water dischargers to conduct chronic or acute toxicity tests using test methods and Table 1 species as described in Section IV.B.1.b. of the Provisions, then storm water dischargers must use the TST approach to analyze toxicity test data.

Storm water dischargers must also report both the results of the toxicity tests to the Water Boards as a pass or fail, and the percent effect. Software for using the TST approach is readily available and is already being used by several toxicity testing laboratories in California.

6.4.2 Numeric Toxicity Water Quality Objectives

As indicated previously, the implementation of toxicity controls as a result of exceedance of a numeric receiving water limitation is speculative. To inform decision-makers and the public, a list of possible toxicity controls are discussed below by category: municipal, industrial, construction and Caltrans. A detailed discussion of the numeric toxicity water

quality objectives is provided in Section 5.1.1 of the Staff Report. Section III.B.2.a and III.B.2.b of the Provisions establish numeric water quality objectives for chronic and acute toxicity, which apply to all inland surface waters, enclosed bays and estuaries in the state with aquatic life beneficial uses.

6.4.3 Possible Toxicity Controls by Storm Water Discharger Type

Storm water dischargers are regulated under NPDES storm water permits, requiring appropriate controls measures. These NPDES permits typically include receiving water limitations based on water quality objectives and may include associated monitoring for compliance with those limitations. Staff do not expect the numeric water quality objectives to cause an increase in the number of waters that are listed as impaired for toxicity. While a net increase in toxicity detections is not expected, it is possible that a discharger may be identified as exceeding a numeric toxicity receiving water limitation. If a discharger caused or contributed to a toxic event, the Water Boards may require, or the discharger may elect to take steps to prevent or reduce toxicity. As indicated previously, the implementation of toxicity controls as a result of exceedance of a numeric receiving water limitation is speculative.

The major categories of storm water dischargers are discussed below. These major categories are controlled through either individual NPDES storm water permits or through general NPDES storm water permits. It should be noted that the Industrial General Permit (IGP) and the Construction General Permit (CGP) do not require dischargers subject to these permits to monitor for aquatic toxicity. However, we include a discussion of the IGP and the CGP in this chapter because those general permits do require dischargers to implement control measures for toxic substances in storm water, even if they don't require them to monitor for aquatic toxicity. Since the Provisions do not require storm water dischargers to monitor for aquatic toxicity it is unlikely that the Provisions will result in the implementation of additional control measures for toxicants in storm water. However, to inform decision-makers and the public, a list of possible methods of compliance are discussed below by category: industrial, municipal, Caltrans, and construction.

6.4.3.1 Industrial Storm Water

Industrial facilities such as factories, landfills, mines, steam generating electrical plants, hazardous waste facilities, transportation facilities with vehicle maintenance, larger sewage and wastewater plants, recycling facilities, and oil and gas facilities are typically required to obtain coverage under the General Industrial Storm Water Discharge Permit (Industrial General Permit or IGP). The IGP (Order 2014-0057-DWQ) implements the federally required storm water regulations in California for storm water associated with industrial activities discharging to waters of the United States. The IGP regulates discharges associated with 12 federally defined categories of industrial activities. Although the IGP does not require dischargers to monitor for aquatic toxicity, the IGP requires that all dischargers develop, implement, and retain onsite a site-specific Storm Water Pollution Prevention Plan (SWPPP) and the IGP requires that dischargers clearly describe the BMPs that are being implemented in the SWPPP. In addition to providing descriptions,

dischargers must also describe who is responsible for the BMPs, where the BMPs will be installed, how often and when the BMPs will be implemented, and identify any pollutants of concern.

Several examples of BMPs that could mitigate or prevent toxicity are provided below. Dischargers are not required to use BMPs from the provided list, however dischargers should check their issued permits for any BMP requirements. For complete list and detailed description of additional BMPs please see the [CASQA BMP Handbook](https://www.casqa.org/sites/default/files/BMPHandbooks/BMP_Municipal_Complete.pdf) https://www.casqa.org/sites/default/files/BMPHandbooks/BMP_Municipal_Complete.pdf and the U.S. EPA 2008 Multi-Sector General Permit for Storm Water Discharges Associated with Industrial Activity (2008 MSGP).

Possible toxicity controls for industrial storm water dischargers include but are not limited to education, prevention and treatment. Education and pretreatment include practices such as employee environmental training and quality assurance and record keeping to ensure BMP implementation. Prevention methods include methods such as good housekeeping, preventative maintenance, spill prevention and response procedures, drum and container containment and storage pile containment, tank containment, fueling and liquid loading/unloading operations, runoff management techniques such as diversion, infiltration, reuse or containment, and elimination of unauthorized discharge. Treatment practices include practices such as coolant/oil recovery catch basin insert bags, detention facilities or diversion, porous pavers and infiltration systems, oil and sediment trap catch basins, and erosion and sediment controls.

6.4.3.2 Municipal Storm Water Phase I and Phase II

EPA defines an MS4 as a conveyance or system of conveyances (including roads with drainage systems, municipal streets, catch basins, curbs, gutters, ditches, man-made channels, or storm drains) owned or operated by a State, city, or town (and other municipal divisions). (40 CFR 122.26(b)(8)). Phase I MS4 permits are issued by the Regional Water Boards and require the discharger to develop and implement a Storm Water Management Plan/Program with the goal of reducing the discharge of pollutants to the maximum extent practicable.

The State Water Resources Control Board issued a General Permit for the Discharge of Storm Water from Small MS4s (Order No. 2003-0005-DWQ) to provide permit coverage for smaller municipalities, including non-traditional small MS4s, which include facilities such as military bases, public campuses, prison and hospital complexes. The Phase II Small MS4 General Permit covers Phase II permittees statewide. On February 5, 2013, the Phase II Small MS4 General Permit was re-adopted (Order 2013-0001-DWQ) and the new requirements became effective on July 1, 2013.

Several examples of BMPs that could mitigate or prevent toxicity are provided below. Dischargers are not required to use BMPs from the provided list, however dischargers should check their issued permits for any BMP requirements. For complete list and detailed description of BMPs please see appropriate Regional Water Board issued permit located

on the State Water Resources Control Board website, [Phase I MS4 Permits](#)

https://www.waterboards.ca.gov/water_issues/programs/stormwater/phase_i_municipal.html

and the [Small MS4s General Permit](#)

https://www.waterboards.ca.gov/water_issues/programs/stormwater/docs/phsii2012_5th/order_final.pdf

Possible toxicity controls for municipal storm water dischargers include but are not limited to:

- Facility Pollution Prevention Plans
- Good Housekeeping
- Municipal Employee and Contracted Municipal Employee Training
- Vehicle and Equipment Washing Management
- Storm Drain Operation and Maintenance
- Public Reporting of Non-Storm Water Discharges and Spills
- Elimination of Illicit Connections and Illicit Discharges, including field sampling
- Trash Management
- Street and Road Cleaning and Maintenance

6.4.3.3 The California Department of Transportation (Caltrans)

Caltrans is responsible for the design, construction, management, and maintenance of the state highway system, including freeways, bridges, tunnels, Caltrans' facilities, and related properties. Caltrans is subject to the permitting requirements of Clean Water Act section 402(p). Discharge from Caltrans activities consist of storm water and non-storm water discharges from State owned rights-of-way.

The State Water Resources Control Board issues the Statewide Permit for Caltrans (Order No. 2012-0011-DWQ as amended by 2014-0006-EXEC, 2014-0077-DWQ, and 2015-0036-EXEC),

which regulates all discharges from Caltrans MS4s, maintenance facilities, and construction activities.

Several examples of BMPs that could mitigate or prevent toxicity are provided below. Caltrans should check their issued permits for any BMP requirements. For complete list and detailed description of BMPs please see,

[Caltrans Construction Site Best Management Practices \(BMP\) Manual](#)
<http://www.dot.ca.gov/hq/construc/stormwater/CSBMP-May-2017-Final.pdf>

Possible toxicity controls for Caltrans storm water dischargers include but are not limited to:

- Hydroseeding
- Soil Binders
- Streambank Stabilization
- Earth Dikes/Drainage Swales & Lined Ditches
- Dentation Facilities or Diversion
- Infiltration Systems
- Clear Water Diversion
- Spill Prevention and Control
- Solid Waste Management
- Contaminated Soil Management
- Preservation of Existing Vegetation and instillation of Vegetative Treatment Area

6.4.3.4 Construction

Dischargers whose projects disturb one or more acres of soil, or whose projects disturb less than one acre but are part of a larger common plan of development that in total disturbs one or more acres, are required to obtain coverage under the General Permit for Discharges of Storm Water Associated with Construction Activity (2009-009-DWQ, as amended by 2010-0014-DWQ and 2012-0006-DWQ). Construction activity subject to this permit includes clearing, grading and disturbances to the ground such as stockpiling, or excavation, but does not include regular maintenance activities performed to restore the original line, grade, or capacity of the facility.

The CGP does not require dischargers to monitor for aquatic toxicity. However, dischargers are required to take measures to control or prevent toxicity. Several examples of BMPs that could mitigate or prevent toxicity are provided below. Dischargers are not required to use BMPs from the provided list, however dischargers should check their issued permits for any BMP requirements. For complete list and detailed description of BMPs please see [the](#)

[Stormwater Best Management Practice Handbook](#)

https://www.casqa.org/sites/default/files/BMPHandbooks/BMP_NewDevRedev_Complete.pdf

Possible toxicity controls for construction storm water dischargers include but are not limited to:

- Preservation of Existing Vegetation and instillation of Vegetative Treatment Area
- Velocity Dissipation Devices
- Sediment Control
- Sediment Basin
- Sediment Trap
- Dentation Facilities or Diversion
- Infiltration systems

- Material Delivery and Storage
- Contaminated Soil Management
- Concrete Waste Management

6.5 Reasonably Foreseeable Methods of Compliance for Nonpoint Source and other non-NPDES Dischargers

Often nonpoint sources are controlled through waste discharge requirements, management plans or, where impairments exist, through TMDLs. Regional Water Boards have developed many management practices that are carried out through various programs to control pollution from nonpoint sources. The *California Nonpoint Source Program Implementation Plan 2014 – 2020* (State Water Resources Control Board et. al., 2015) discusses several programs that have been developed and are being implemented to address pollution from nonpoint sources including; irrigated lands, grazing lands, dairies, concentrated animal feeding operations, forests and timber lands, on-site waste treatment systems, and contaminated sediment remediation areas.

Even though the possibility that any given discharger would choose to implement a specific toxicity control as a method of complying with the Provisions is a speculative possibility, and therefore toxicity controls are not considered to be reasonably foreseeable methods of compliance, for purposes of informing decision makers and the public of any possible effects that may result from the Provisions, however unlikely, this chapter will discuss possible toxicity controls. Because nonpoint sources include such a wide variety of activities and potential sources, the specific measures that comprise possible toxicity controls are numerous. What follows is a general description of the reasonably foreseeable methods of compliance and possible toxicity controls for general sectors of nonpoint sources listed below.

Unlike non-storm water NPDES dischargers, the Provisions do not stipulate specific monitoring requirements, and therefore monitoring requirements are not discussed here.

6.5.1 Required use of the Test of Significant Toxicity Statistical Approach

The Provisions describe implementation for nonpoint source dischargers regulated pursuant to WDRs or equivalent documents in Section IV.B.4. The Provisions do not require non-point source dischargers to conduct toxicity monitoring. Such monitoring requirements are left to the discretion of the Regional Water Boards. If the Water Boards require nonpoint source dischargers to conduct chronic or acute toxicity tests using test methods and Table 1 species as described in Section IV.B.1.b. of the Provisions, then nonpoint source dischargers must use the TST approach to analyze toxicity test data. A detailed discussion of the statistical approach, including current conditions, is provided in Section 5.3.1 of the Staff Report.

Nonpoint source dischargers must also report the results of the toxicity tests to the Water Boards as a pass or fail, and the percent effect. The software for using the TST approach is readily available and is already being used by several toxicity testing laboratories in

California.

6.5.2 Numeric Toxicity Water Quality Objectives

As indicated previously, the implementation of toxicity controls as a result of exceedance of a numeric receiving water limitation is speculative. Sections III.B.2.a and III.B.2.b of the Provisions establish numeric objectives for chronic and acute toxicity, which apply to all inland surface waters, enclosed bays and estuaries in the state with aquatic life beneficial uses. A detailed discussion of the numeric toxicity water quality objectives is provided in Section 5.1.1 of the Staff Report.

Nonpoint source dischargers are regulated under existing WDRs or equivalent permits, requiring appropriate controls. WDRs may specify certain conditions under which, or areas where, the discharge of waste or certain types of waste are prohibited. The Water Boards often include receiving water limitations based on water quality objectives and associated monitoring for compliance with those limitations. Staff do not expect the numeric water quality objectives to cause an increase in the number of waters that are listed as impaired for toxicity. While a net increase in toxicity detections is not expected, it is possible that a discharger may be identified as exceeding a numeric toxicity receiving water limitation. If a toxic event occurred where a discharger caused or contributed to that toxicity, the water boards may require, or the discharger may elect to take, steps to prevent or reduce that toxicity.

To inform decision-makers and the public, a list of possible toxicity controls are discussed below by category: agriculture, grazing, forestry, recreational boating and marinas, hydromodification, abandoned mine drainage, and dredge and fill.

6.5.3– Agriculture

Agriculture includes activities such as growing row crops or orchards. The primary agricultural nonpoint source pollutants associate with toxicity are nutrients, sediment, animal waste, pesticides, and salts. (State Water Resources Control Board et. al., 2015). Individual nutrient compounds or the sum of these nutrient compounds can be toxic to aquatic life directly or indirectly. Indirect toxic effects of biostimulatory substances include algal blooms, which can affect the pH or the amount of dissolved oxygen available, or which can result in the release of other toxins, such as cyanotoxins, into the water body. Sediment that is stirred up can expose toxic pollutants to aquatic life in surface water. This water matrix can be any agriculture water way, which may connect to non-agriculture water bodies. Individual pesticides (including herbicides and algicides) or the combination of pesticides from application runoff can also have adverse effects on aquatic life.

For agriculture, potential methods of compliance include, but are not limited to:

- Structural controls to contain or divert runoff or facility wastewater away from surface waters.
- Nutrient management, pesticide management, and irrigation water management that minimize runoff containing potential toxicants.

- Creating vegetative buffer and retention ponds.
- Public outreach to reduce the overabundance of fertilizer application.
- Changing pesticide use.
- Utilizing erosion control.
- Water quality monitoring.
- Edge-of-field bioreactors for nitrate removal.

6.5.4– Grazing

Grazing includes activities associated grazing livestock. The primary nonpoint source pollutant associated with toxicity is nutrients from animal wastes (State Water Resources Control Board et. al., 2015). Individual nutrient compounds or the sum of these nutrient compounds from animal waste can be toxic to aquatic life directly, or through the effects of biostimulatory substances. Sediment erosion from over grazing is a major cause in the degradation of surface water. Toxic pollutants that are free-floating or bound to sediment particles can have adverse effects on aquatic life.

For grazing possible toxicity controls include, but are not limited to:

- Manure removal projects.
- Restricting areas for grazing and rangeland activities by rotationally grazing livestock in sensitive areas, using appropriate fencing, and providing livestock stream crossings.
- Utilizing structural controls to contain or divert runoff away from surface waters.
- Locating salt, shade, and alternative drinking sources away from water ways.
- Maintaining adequate riparian buffer strips.
- Minimization of bare soil and use of cover crop.

6.5.5– Forestry (including fire recovery areas)

Forestry (silviculture) includes activities involving timber harvests, forest management, and forest regeneration. The primary nonpoint source pollutants associate with toxicity are increases in sediment concentrations, increases in water temperatures, depletion of dissolved oxygen, and increases in concentrations of chemicals from fertilizers and pesticides (State Water Resources Control Board et. al., 2015). Sediment that is stirred up can expose surface water to toxic pollutants that are free-floating or bound to sediment particles. These toxic pollutants from sediment can then have adverse effects on aquatic life. Individual pesticides and the combination of pesticides can have adverse effects on aquatic life. Pesticides can enter surface water through run-off from application.

Possible toxicity controls for forestry include, but are not limited to:

- Implementing preharvest planning.
- Revegetation of disturbed areas or site preparation and forest regeneration, particularly in areas that have steep slopes, highly erodible soils, or when the site is near a water body.
- Creating and maintaining riparian buffer strips.
- Creating streamside management areas to protect against soil disturbance and reduce sediment and nutrient delivery to waters from upland activities.
- Implementing forest chemical management plans, including for pesticide use.
- Limiting timber harvest to drier months.
- Utilizing erosion protection and control methods.
- Decommissioning or proper maintenance of timber roads for erosion control.

6.5.6– Recreational Boating and Marinas

This category refers to activities related to boat and marina storage, use, and maintenance. Operation and maintenance activities produce paint dust, paint chippings, oil and grease, fuel, detergents, and sewage (Nonpoint Source Control Branch, U.S. EPA, 2001). The primary nonpoint source pollutants sources associate with toxicity are marina flushing, fueling stations, sewage facilities, waste management facilities, operations and maintenance, liquid material leaks, petroleum leaks, and boat cleaning and maintenance.

For recreational boating and marinas, possible toxicity controls include, but are not limited to:

- Designing fuel stations to provide fuel containment equipment.
- Installing waste management facilities for disposal of solid wastes, and liquid materials at new and expanding marinas.
- Maintaining sewage pump-out facilities at marinas.
- Providing and maintaining proper transfer and disposal of fuels and any solid or liquid wastes used for cleaning, maintenance, and repair of boats.
- Minimizing the use of potentially harmful hull cleaners and bottom paints for boats.
- Performing hull cleaning on land.
- Applying non-biocidal hull paints.

6.5.7– Hydromodification

Hydromodification refers to alterations in natural watershed hydrology associated with changes in land use or cover (SCCWRP, 2013). Hydromodification can refer to channel modification in rivers or streams, urbanization, dam construction, and erosion of streambanks and shorelines. These structures and modifications drive changes in the physical environment of streams, rivers, riparian zones and estuaries through changes such as sediment loads, stream flow, or unnecessary inundation (State Water Resources Control Board et. al., 2015). Some of these activities may require a dredge and fill 401 certification.

For hydromodification, possible toxicity controls include, but are not limited to:

- Increase or maintain flow of water body through the removal of dams and other diversions.
- Creating wetland and vegetated treatment systems.
- Creating riparian buffers.
- Removal of concrete from channels to allow the soil to uptake nutrients from the water instead of collecting in the water matrix.
- Managing invasive species, aquatic weed and algal blooms.
- Installing large woody debris or other structures to capture sediment and create aquatic habitat.

6.5.9– Dredge and Fill (401 certification program)

Dredge is material excavated or dredged from water, and fill is material used for the purpose of replacing water with land. The CWA lists dredged material as a pollutant and states no dredge or fill material shall be used if the material “causes or contributes...to the violations of any applicable State Water Quality Standard.” Dredge and fill activities can cause pollution and lead to aquatic toxicity through construction activities that may disturb toxic substances in sediment and through the loss of wetlands, which can have a detrimental impact on water quality.

For dredge and fill, possible toxicity controls include, but are not limited to:

- Reducing hydromodification activities
- Reducing wetland destruction
- Employing sediment controls to reduce sediment in water
- Ensuring proper disposal of dredged material
- Ensuring fill material does not contain toxic substances (i.e., pesticides, metals, etc.)
- Ensuring dredging is not done in areas susceptible to mercury methylation

6.5.8– Abandoned Mine Drainage

Abandoned mines, which could include areas that are natural sources of an element, such as mercury or lead, produce abandoned mine drainage due to rainfall. The drainage can include acid mine drainage, arsenic, copper, mercury, or lead (State of California, 2017).

For abandoned mine drainage, possible toxicity controls include, but are not limited to:

- Source control as either removal of material, or specific treatments.
- Runoff reduction including engineering controls and BMPs.
- Removal of chemical-containing drums.
- Employee and public risk abatement education.
- Reconstruction of streams and riparian buffers.
- Erosion control efforts

7. ENVIRONMENTAL EFFECTS & CHECKLIST

7.1 Introduction

In accordance with Public Resources Code, section 21080.5, subdivision (c), the Water Boards' Water Quality Control/208 Planning Program has been certified as an exempt regulatory program by the Secretary for Natural Resources (Cal. Code Regs., tit. 14, § 15251, subd. (g); id., tit. 23, § 3775). The certification means the Water Boards are exempt from having to develop an EIR because the environmental analysis is contained in a Substitute Environmental Document (SED). The California Code of Regulations, title 23, chapter 27, contains the Water Boards' regulations for implementing CEQA (Pub. Resources Code, § 21000, et seq.). The Water Boards' procedural requirements for certified regulatory program incorporates the CEQA Guidelines found in the California Code of Regulations, title 23, commencing with section 15000. (Cal. Code Regs., tit. 23, §3720.) The State Water Board's SED must contain an environmental analysis of its proposed action. The Staff Report, which contains the SED, is being used to satisfy this requirement.

The Water Boards' certified regulatory program must still comply with CEQA's overall objectives to: inform the decision makers and the public about the potentially significant environmental effects of a proposed project; identify ways that significant adverse environmental impacts may be mitigated; and prevent significant, avoidable adverse environmental impacts by changing the proposed project or requiring mitigation measures. There are certain guiding principles that are contained in the CEQA Guidelines that help to inform the Water Board's certified regulatory process and preparation of the SED:

Forecasting: Drafting the environmental analysis necessarily involves some degree of forecasting. While foreseeing the unforeseeable is not possible, an agency must use its best efforts to find out and disclose all that it reasonably can (Cal. Code Regs., tit. 14, § 15144).

Speculation: If, after thorough investigation, a lead agency finds that a particular impact is too speculative for evaluation, the agency should note its conclusion and terminate discussion of the impact (Cal. Code Regs., tit. 14, § 15145).

Specificity: The degree of specificity required in the environmental analysis will correspond to the degree of specificity involved in the underlying activity which is described in the environmental document (Cal. Code Regs., tit. 14, § 15146.)

Standards for Adequacy: The environmental analysis should be prepared with a sufficient degree of analysis to provide decision makers with information which enables them to make a decision which intelligently takes account of environmental consequences. An evaluation of the environmental effects of a proposed project need not be exhaustive, but the sufficiency of the analysis is to be reviewed in the light of what is reasonably feasible. The courts have looked

not for perfection but for adequacy, completeness, and a good faith effort at full disclosure (Cal. Code Regs., tit. 14, § 15151).

Per the requirements of the State Water Board's certified regulatory program (Cal. Code Regs., tit. 23, section 3777, subds. (b)(2)-(b)(4).), the environmental analysis (Chapters 6 through 9) includes:

- An identification of any significant or potentially significant adverse environmental impacts of the project;
- An analysis of reasonable alternatives to the project and mitigation measures to avoid or reduce any significant or potentially significant adverse environmental impacts; and
- An environmental analysis of the reasonably foreseeable methods of compliance, including:
 - An identification of the reasonably foreseeable methods of compliance with the project;
 - An analysis of any reasonably foreseeable significant adverse environmental impacts associated with those methods of compliance;
 - An analysis of reasonably foreseeable alternative methods of compliance that would have less significant adverse environmental impacts; and
 - An analysis of reasonably foreseeable mitigation measures that would minimize any unavoidable significant adverse environmental impacts of the reasonably foreseeable methods of compliance.

This section of the Staff Report contains the Environmental Checklist and identifies and evaluates the potential environmental impacts that may arise from the project and the reasonably foreseeable methods of compliance. (Cal. Code Regs., tit. 23, § 3777(b).)

7.2 Impact Methodology & Level of Analysis

Any potential environmental impacts associated with the Provisions depend upon the specific compliance methods selected by the complying permittee, some of whom would be public agencies subject to their own CEQA obligations (see Pub. Resources Code, § 21159.2).

Consistent with Public Resources Code section 21159 and the Water Boards' certified regulatory program, the document does not engage in speculation or conjecture, but rather considers the potential environmental impacts of the Provisions and reasonably foreseeable methods of compliance, the feasible mitigation measures, and feasible alternatives (including alternative methods of compliance) which would meet the project objectives and avoid or reduce the potentially significant impacts of the Provisions.

The State Water Board does not specify the actual methods of compliance by which permittees choose to comply with the Provisions. The specificity of the activity described in this Staff Report related to reasonably foreseeable methods of compliance or possible

toxicity controls is of a general nature and the level of analysis of the potentially significant adverse environmental effects is commensurate with that level of detail.

The State Water Board is the lead agency for the Provisions, while the responsible agencies identified in Section 1.6 of the Staff Report (Intended Use of the Staff Report by Agencies) may be the lead agency for CEQA compliance for approval and implementation of a toxicity control project. At the time of approval of a specific project, a project-level environmental analysis may be performed by the local approval agency.

Project-level impacts will necessarily vary depending on the choice of the specific project and the size, location, and type of discharger and the environmental resources in and around the project site. It would be speculative to estimate the specific impacts of project-specific toxicity controls. It is possible that, at a specific site with particularly sensitive environmental resources, toxicity controls could cause potentially significant impacts as compared to baseline conditions. Since it is speculative to estimate the type, size, and location of any particular possible toxicity control (e.g., type of construction activities and type of resources adversely affected by those activities), this evaluation makes no attempt to quantify the impacts associated with implementation or maintenance of a particular toxicity control.

The potential environmental impacts from monitoring vary depending on the baseline monitoring requirements, the on-site resources, and the site location. These conditions vary from discharger to discharger across the state. Some non-stormwater NPDES dischargers without current monitoring requirements for acute or chronic toxicity may need to begin conducting routine monitoring if they are determined to have reasonable potential according to Section IV.B.2.b. of the Provisions, or if they are a POTW discharger authorized to discharge at a rate equal to or greater than 5 MGD. Certain non-stormwater NPDES dischargers may need to increase their monitoring frequency for chronic toxicity, while other dischargers will see no change in their acute or chronic toxicity monitoring requirements, and possibly less frequent monitoring requirements. Unlike non-storm water NPDES dischargers, the Provisions do not stipulate specific monitoring requirements for stormwater and non-point source dischargers, and therefore the environmental impacts of monitoring requirements are not discussed here. For non-stormwater NPDES dischargers that will be required to increase their routine monitoring frequency for acute or chronic toxicity, the potential environmental impacts will depend on the availability of on-site laboratory facilities to conduct toxicity testing, the distance the discharger must transport samples to a laboratory for analysis, and if transportation of samples can be done in conjunction with other samples that must also be transported to laboratories for analysis to determine compliance with other permit requirements (e.g., chemical-specific effluent limitations etc.).

Within each of the subsections of Section 7.5 below, this document evaluates the potentially significant impacts of the Provisions for each subject resource area. The implementation alternatives evaluated in Chapter 8 of the Staff Report are evaluated on a statewide level for impacts for each resource area. Project-level analysis is expected to be conducted by the appropriate public agencies prior to implementation of specific projects.

The environmental analysis in this document assumes that the specific projects would be designed, installed, and maintained following all applicable state and local laws, regulations, and ordinances. The analysis does not include actions that would already be required by other existing laws or policy.

7.3 Environmental Setting

CEQA directs that the environmental setting normally be used as the baseline for determining significant impacts of a proposed project (Cal. Code Regs., tit.14, § 15125, subd. (a)). Chapter 4 and Appendix C present a broad overview of the environmental setting for the State of California related to the Provisions. As such, the environmental setting and baseline for determining impacts is presented at a general level as each of the Water Boards and permittee may address toxicity with a range of treatment and institutional controls. Section 7.5 of the Staff Report, arranged by resource type (the Environmental Checklist), presents specific environmental setting information relevant to the assessment of environmental impacts of the Provisions.

Throughout California, basin plans contain water quality objectives and NPDES permits contain effluent limitations for several toxic substances that may impact water quality. However, there are known and unknown toxic substances, for which water quality objectives and effluent limitations do not exist. In addition, toxicity may result from aggregate toxic effects of a mixture of pollutants, even if individual toxicants are within established limits. Aquatic toxicity tests are used in a variety of regulatory and nonregulatory applications to estimate the toxicity of effluent or ambient water. Aquatic toxicity testing provides an indicator for potential adverse effects on receiving water quality and a level of assurance that effluent discharged into ambient surface waters do not cause or contribute to toxicity and impact aquatic life beneficial uses.

7.4 Summary of Potential Environmental Impacts

Chapter 5 contains a detailed description of the Provisions. Chapter 6 contains a detailed description of the reasonably foreseeable methods of compliance for the provisions and possible toxicity controls. The reasonably foreseeable methods of compliance and possible toxicity controls are discussed for the discharger types that may be impacted by the Provisions: non-storm water NPDES dischargers, storm water NPDES dischargers, and non-point source dischargers.

The major category of reasonably foreseeable methods of compliance for all non-stormwater NPDES dischargers was identified as: (1) an increase in monitoring, testing, and laboratory analysis.

The method of compliance for dischargers that must report the results of toxicity tests to the Water Boards using the TST as a pass or fail, and the percent effect, is to conduct the data analysis using the TST. The software for using the TST approach is readily available and is already being used by several toxicity testing laboratories in California. Therefore, there will be no associated impacts, and this Chapter does not include further discussion on this method of compliance.

Even though the possibility that any given discharger would choose to implement a specific toxicity control as a method of complying with the Provisions is a speculative possibility, and therefore toxicity controls are not considered to be reasonably foreseeable methods of compliance, for purposes of informing decision makers and the public of any possible effects that may result from the Provisions, however unlikely, Chapter 6 discusses possible toxicity controls. Possible toxicity controls for all dischargers were identified as: (1) institutional controls which reduce or minimize the quantity of toxicants used, or that come into a facility in the influent; and (2) treatment or structural controls, including facility upgrades, to prevent, reduce, or remove toxicity.

The Water Board is not required to analyze the environmental impacts from the possible toxicity controls because they are not reasonably foreseeable methods of compliance and are instead speculative possibilities. For purposes of informing decision makers and the public of any possible effects that may result from the Provisions, however unlikely, Chapter 7 includes a discussion on the potential impacts from the possible toxicity controls.

Section 7.5 contains the Environmental Checklist and the environmental analysis (by resource type) of the proposed Provisions, reasonably foreseeable methods of compliance, and possible toxicity controls, and includes a discussion of the environmental effects.

The resource areas that may have potentially significant impacts are:

- Air Quality
- Agricultural and Forest Resources
- Biological Resources
- Cultural Resources
- Geology and Soils
- Greenhouse Gas Emissions
- Hazards and Hazardous Materials
- Hydrology and Water Quality
- Noise and Vibration
- Public Services
- Transportation/Traffic
- Tribal Cultural Resources
- Utilities and Service Systems

7.4.1 Analysis of Reasonably Foreseeable Methods of Compliance and Possible Toxicity Controls

The environmental impact analysis evaluates the potential impacts associated with the three major categories of reasonably foreseeable methods of compliance and possible toxicity controls outlined above. Institutional controls involve measures such as educational and toxicity minimization programs, pollution prevention plans and good housekeeping practices.

Institutional controls do not require the installation of physical structural controls or earth moving activities and therefore are not expected to have any adverse impacts on the environment.

Appendix K lists examples of TREs in California and other states. These examples illustrate the various measures that a discharger can take to eliminate toxicity, such as pretreatment requirements and public outreach, besides facility upgrades. Furthermore, treatment upgrades do not necessarily require expansion of a facility's footprint, and the environmental impacts associated with improvements to infrastructure may be minimal or may be consistent with the existing baseline as they occur within the existing boundaries of a facility.

As described in Chapter 6, some of the methods of compliance for non-storm water NPDES dischargers are related to monitoring. In particular, the Provisions provide clear direction to non-storm water NPDES dischargers on the number of tests needed for species sensitivity screening, the number of species to be used, and the timing for the species sensitivity screening tests. Non-storm water NPDES discharges can comply with the reasonable potential requirements in the Provisions by providing all toxicity test data and data analysis generated within five years prior to permit issuance, reissuance, renewal, or reopening (to address the toxicity requirements) to the Regional Water Board, and by possibly providing additional testing. The method of compliance for those with less frequent monitoring than that required by the Provisions would be to conduct the required monitoring (routine monitoring and MMEL compliance monitoring). Non-storm water NPDES discharges would comply with the Provisions by initiating a TRE whenever there are two or more violations in a single calendar month, or within two successive calendar months.

Monitoring is a multi-stage process, with multiple components. In the context of toxicity testing, there are three components to a single monitoring event: the collection of samples, the transportation of the samples, and the analysis of the samples. Potential impacts related to a possible increase in monitoring, testing, and laboratory analysis are considered here as possible direct impacts of the Provisions and are treated separately from potential impacts from the installation of treatment controls.

The possibility that any given discharger would implement a specific toxicity control as a method of complying with toxicity effluent limitations, toxicity reduction evaluations, receiving water limitations or other requirements in the Provisions is speculative. Whether a discharger would choose to implement additional toxicity controls as a result of the Provisions to address toxicity would depend, in part, on whether the discharger already needs to comply with existing toxicant-specific or existing aquatic toxicity monitoring requirements, effluent limitations, or receiving water limitations. Whether a discharger chooses to implement additional toxicity controls may also depend on the nature, type, and persistence of any toxicity detections, and whether the cause of the toxicity or the identity of the toxicant is determined.

The Water Boards do not mandate the manner of compliance (see Water Code section 13360(a)), so any discharger that chooses to implement a toxicity control is free to select any particular toxicity control or combination of toxicity controls. If a discharger chooses to implement an additional toxicity control, the discharger's selection of one or more particular toxicity controls would depend on the type of facility, the type of toxicity controls already in place at the facility, and the quality of the existing effluent of the discharger. The type of toxicity control selected by the discharger could also depend on whether the cause of the toxicity (e.g., malfunctioning equipment) or the toxicant (e.g., identification of high copper amount in the effluent) are identified. It is more likely that dischargers would select toxicity controls that are less expensive and have lower environmental impact (e.g., institutional toxicity controls or optimization of existing structural toxicity controls) rather than toxicity controls that are more expensive and have higher environmental impacts (e.g., new structural toxicity controls). Ultimately, however, it is unclear which toxicity control would be selected.

Therefore, the possibility that any particular discharger might implement additional toxicity controls as a result of the Provisions is speculative. To the extent that a discharger does choose to implement additional toxicity controls as a result of the Provisions, the possibility that the discharger would choose to implement any particular toxicity control, or any combination of particular toxicity controls, out of the many different types of toxicity control(s) is also speculative.

Even though the possibility that any given discharger would choose to implement a specific toxicity control as a method of complying with the Provisions is a speculative possibility, and therefore toxicity controls are not considered to be reasonably foreseeable methods of compliance, for purposes of informing decision makers and the public of any possible effects that may result from the Provisions, however unlikely, this chapter includes a discussion on the impacts from the construction and operation and maintenance of possible toxicity controls.

Given that aquatic toxicity testing, by its very nature, is intended to detect the effects of unknown pollutants, or aggregate effects of pollutant mixtures, it would be speculative of the State Water Board to attempt to determine which non-storm water NPDES dischargers, if any, would choose to implement additional toxicity control and what those additional toxicity controls might be. It is speculative to estimate the type, size, and location of any particular toxicity control (e.g., whether construction activities occur within the facility itself, outside the facility but within the existing facility footprint, or would require an expansion of the facility footprint).

Additionally, the appropriate time to evaluate potential impacts would be during the development of the project-specific environmental documentation. This evaluation includes a qualitative assessment of the potential impacts associated with construction from facility upgrades or toxicity controls. Likewise, if a discharger chooses to implement a toxicity control, this evaluation includes a qualitative assessment of the potential impacts associated with operation and maintenance of that toxicity control.

In order to aid the qualitative assessment of potential impacts, staff reviewed the environmental documentation for five POTW discharger upgrade projects that broadly capture the size, types, and locations of upgrades that might be considered in order to address toxicity. The five projects include four EIRs and two Initial Study (IS) / Mitigated Negative Declarations:

- 1) City of Shasta Lake Wastewater Treatment Facility Upgrade Project – IS (City of Shasta Lake, 2014)
- 2) Kirkwood Wastewater Treatment Plant Upgrade – EIR (Alpine County, 2002)
- 3) Sacramento Regional County Sanitation District (Regional San) EchoWater Project – EIR (Sacramento Regional County Sanitation District, 2014)
- 4) City of Merced Wastewater Treatment Plant Expansion Project – EIR (City of Merced, 2006)
- 5) City of Firebaugh Wastewater Treatment Plant Upgrade – IS (City of Firebaugh, 2017)

Project Characteristics

City of Lake Shasta

The City of Lake Shasta's project involved the installation of new facilities to provide tertiary treatment of wastewater with no increase in the design capacity of 1.3 MGD. The waste water treatment plant (WWTP) was previously an advanced secondary facility, and due to dilution requirements for discharges to Chum Creek, had an effective treatment capacity of 0.83 MGD. The new facilities were designed to ensure compliance with the effluent limitations for ammonia, copper, dichlorobromomethane, nitrate, nitrite, pH, and zinc, and also to increase the effective treatment capacity to 1.3 MGD. The project entailed construction of two new activated sludge basins; installation of a fourth mixed liquor screw pump; construction of a third secondary clarifier; establishment of a lined secondary equalization basin; construction of a deep bed filtration facility; installation of an ultraviolet disinfection system; installation of a new discharge pipeline; construction of a cascade re-aeration facility; and, replacement of the existing outfall.

Kirkwood

The WWTP serving the Kirkwood community is operated by the Kirkwood Meadow Public Utility District. The proposed project evaluated by the EIR included Kirkwood Mountain Resort's draft specific plan, their proposed ski area mountain master plan, and WWTP upgrades and expansion. The WWTP portion of the project included expanding the facility to accommodate a maximum monthly flow of 0.19 MGD from the previously estimated flows of 0.09 – 0.1 MGD; installation of a membrane bioreactor process; construction of 5 new absorption beds; and installation of a second 320 kilowatt generator.

EchoWater Project

The Sacramento Regional WWTP (also known as Regional San) is permitted to treat 181 MGD but currently treats approximately 141 MGD. No expansion in capacity was proposed.

Regional San was required to reduce total nitrogen and ammonia levels in its effluent and also install filtration treatment for pathogen removal. The EIR evaluated potential environmental impacts for the maximum development anticipated, although some project components may not be developed. Specific project components evaluated were: primary effluent pumping station and primary effluent channel; biological nutrient removal facility; return activated sludge pumps; nitrifying side-stream treatment facility; emergency storage basins; carbonaceous oxygen tank conversion (potential); filtration facility; filter influent pump station; disinfection facilities; lined dedicated land disposal basins and solid storage basins; odor control facility; decommission chlorine gas, sulfur dioxide gas, and cryogenic plant (potential); new effluent conduit (potential); and landside outfall facility improvements. The EIR also evaluated potential environmental impacts for improvements deemed necessary to support the improved treatment operations: temporary contractor staging/laydown, construction management trailers, and parking areas; temporary onsite scraper and construction roads; extension of onsite uses to serve new facilities (e.g., water, storm drainage); relocation of corrective action program facilities; expansion of main switchgear/substation; security features; new and improved roadways; utility relocations (to clear new facility footprints); storm water pump station modifications (if needed); relocated heavy equipment maintenance facilities; grit landfill removal; and concrete batch plant (potential), including pugmill (potential).

City of Merced

The City of Merced project entailed increasing the WWTP's permitted capacity from 10 MGD to 20 MGD and upgrading the facility from secondary to tertiary level treatment. Facility upgrades included tertiary filtration, ultra-violet disinfection, effluent re-aeration, as well as solids dewatering and stabilization.

City of Firebaugh

The City of Firebaugh project involved installing an extended aeration activated sludge system to produce effluent with a quality that meets existing limits (specifically Biochemical Oxygen Demand and Total Suspended Solids) and, if desired, would be suitable for tertiary treatment to meet recycled water standards. The project is also designed for future configuration to incorporate a denitrification system, if it is ever needed.

Environmental Impacts Identified for Facility Upgrades

Nearly all of the potentially significant environmental impacts identified in the environmental documents were found to be less than significant with mitigation. The cities of Shasta Lake and Firebaugh found that all potentially significant impacts could be reduced to less than significant levels and subsequently adopted a Mitigated Negative

Declaration (City of Shasta, 2014; City of Firebaugh, 2017).

Alpine County determined that the overall Kirkwood project would have significant adverse impacts on wildlife resources and visual/aesthetic resources, even with mitigation (Alpine County, 2002). These impacts, however, are associated with the development of the resort and ski area and are not attributable to the expansion and upgrade of the WWTP.

The only significant and unavoidable impact identified for the EchoWater project was construction-related traffic impacts. This determination was made based on the uncertainty surrounding the feasibility of the identified mitigation measures (development of a traffic management plan and an increase in turn signal times at intersections) (Sacramento Regional County Sanitation District, 2014).

The City of Merced determined that there would be significant and unavoidable impacts to open space and important farmland, due to the conversion of 20 acres of farmland needed for the WWTP expansion (City of Merced, 2006). This impact is due to the expanded capacity of the WWTP and not a result of treatment upgrades. The EIR also found several significant and unavoidable secondary effects associated with removing an obstacle to urban growth. These impacts are also associated with the increase in capacity of the WWTP.

Based on the review of these environmental documents, it appears that in most situations, potentially significant environmental impacts identified in the review process for WWTP upgrades can be reduced to less than significant levels with mitigation. Significant and unavoidable effects that were identified were unrelated to the WWTP (Kirkwood) or were a result of WWTP expansion (City of Merced), not the treatment upgrades. Even the traffic impacts identified in the EchoWater project as significant and unavoidable may ultimately be reduced by the identified mitigation measures to less than significant levels. The traffic management plan was developed after the environmental review process had been concluded. The uncertainty of the effectiveness of potential mitigation measures that would be developed as part of a traffic management plan is what lead to the determination of a potentially significant impact. The analysis concluded that if the final traffic management plan does not reduce impacts to traffic to less than significant levels, the impact would be temporary in nature.

Facility upgrades indirectly resulting from the implementation of the Provisions are expected to be rare, if they happen at all. Moreover, it would be speculative to estimate the type, size, and location of these construction activities. The evaluation of environmental impacts from the Provisions and reasonably foreseeable methods of compliance includes an assessment of a representative sample of dischargers and the associated environmental documents prepared for projects involving facility upgrades and is included in the Environmental Checklist.

7.5 ENVIRONMENTAL CHECKLIST

7.5.1 Aesthetics

7.5.1.1 Regulatory Background

Federal

Federal policies and regulations related to visual resources, primarily the Highway Beautification Act (HBA) of 1965 (P.L. 89-285, Regulations 23 Code of Federal Regulations [CFR] 750, 23 CFR 751, 23 CFR 752), apply only to federal-aid highways (National Highway System or National System of Interstate and Defense Highways). The State of California entered into an agreement with the US Secretary of Transportation “for carrying out National Policy relative to control of outdoor advertising in areas adjacent to the National System of Interstate and Defense Highways and the Federal-Aid Primary System” on February 15, 1968. The HBA called for the control of outdoor advertising, including removal of certain types of signs, along the nation's growing Interstate Highway System and the existing federal-aid primary highway system. It also required certain junkyards along Interstate or primary highways to be removed or screened and encouraged scenic enhancement and roadside development. Although there may be situations where regulated facilities are located near federal-aid highways, State Water Board staff does not anticipate that any activities related to the HBA will occur. Therefore, further discussion of federal regulations is not required.

State

California Scenic Highway Program

California's Scenic Highway Program was created by the California Legislature in 1963 and is managed by the California Department of Transportation (Caltrans). The goal of this program is to preserve and protect scenic highway corridors from changes that would affect the aesthetic value of the land adjacent to highways. A highway may be designated “scenic” depending on how much of the natural landscape travelers can see, the scenic quality of the landscape, and the extent to which development intrudes on travelers' enjoyment of the view (Caltrans 2008).

The State Scenic Highway System includes highways that are eligible to become, or designated as, official scenic highways; and includes a process for the designation of official State or County Scenic

Title 24 Outdoor Lighting

The California Building Standards Code (Cal. Code Regs., Title 24) regulates lighting characteristics, such as maximum power and brightness, shielding, and sensor controls to turn lighting on and off (Cal. Code Regs., Title 24, Part 6, Sections 130.2 and 140.7). Different lighting standards are set by classifying areas by lighting zone. The classification is based on population figures of the 2000 Census. Areas can be designated as LZ0 (very

low – undeveloped areas of government designated parks, recreation areas, and wildlife preserves), LZ1 (low – developed portions of government designated parks, recreation areas, and wildlife preserves), LZ2 (moderate – rural areas), LZ3 (moderately high – urban areas), or LZ4 (high) (Cal. Code Regs., Title 24, Part 1, Section 10-114). Lighting requirements for LZ0 and LZ1 are stricter to protect the areas from new sources of light pollution and light trespass.

Local

General Plans

All cities and counties within California are required to have developed general plans that set forth the goals, policies and directions they will take in managing their futures. Coastal communities are also required to develop Local Coastal Programs, pursuant to the California Coastal Act, which are commonly included in their general plans. General plans must contain at least seven elements: land use, circulation, housing, conservation, open space, noise, and safety. Cities and counties in the San Joaquin Air Pollution Control District must also address air quality in their general plans. Cities and counties that have identified disadvantaged communities must also address environmental justice in their general plans, including air quality.

Scenic resources are statutorily identified to be included in the land use and open space elements of general plans. Scenic resources are also closely related to statutory requirements of all of the other required elements, except for the safety element.

Ordinances

Cities and counties have adopted local ordinances to implement portions of their general plans. Sacramento County regulates signs along scenic corridors identified in their general plan's circulation element (Sac. Co. Zoning Code, Section 5.10.7).

7.5.1.2 Potential Impacts

Would the project:

Issues (and Supporting Information Sources):	Potentially Significant Impact	Less Than Significant With Mitigation Incorporated	Less Than Significant Impact	No Impact
a) Have a substantial adverse effect on a scenic vista?	<input type="checkbox"/>	<input type="checkbox"/>	<input checked="" type="checkbox"/>	<input type="checkbox"/>
b) Substantially damage scenic resources, including, but not limited to, trees, rock outcroppings, and historic buildings within a state scenic highway?	<input type="checkbox"/>	<input type="checkbox"/>	<input checked="" type="checkbox"/>	<input type="checkbox"/>
c) Substantially degrade the existing visual character or quality of the site and its surroundings?	<input type="checkbox"/>	<input type="checkbox"/>	<input checked="" type="checkbox"/>	<input type="checkbox"/>
d) Create a new source of substantial light or glare that would adversely affect day or nighttime views in the area?	<input type="checkbox"/>	<input type="checkbox"/>	<input checked="" type="checkbox"/>	<input type="checkbox"/>

7.5.1.3 Impacts and Mitigation

Some of the potential impacts discussed in this section relate to the construction and operation and maintenance of possible new or upgraded toxicity controls. Even though the possibility that any given discharger would choose to implement a specific toxicity control as a method of complying with the Provisions is a speculative possibility, and therefore toxicity controls are not considered to be reasonably foreseeable methods of compliance, this information is included for purposes of informing decision makers and the public of any possible effects that may result from the Provisions, however unlikely.

Potential Impacts from Monitoring

Monitoring is not expected to directly impact aesthetics (items a-d). Any potential increase in the frequency of monitoring will have no effect on aesthetics. No mitigation is required.

Potential Impacts from Structural Control Construction

Of the project-specific environmental documents reviewed, the impacts to aesthetics due to treatment plant upgrades were found to be mostly less than significant or have no impact in the environmental analyses reviewed by State Water Board staff. Alpine County determined that

the overall Kirkwood project would have significant adverse impacts on visual/aesthetic resources, even with mitigation (Alpine County, 2002). These impacts, however, are associated with the development of the resort and ski area and are not attributable to the expansion and upgrade of the WWTP.

While remote, existing wastewater treatment/industrial facilities may need to be upgraded in order to correct conditions where toxicity has been detected in their discharge. However, this is only likely to occur in previously developed areas. Therefore, it is unlikely that the aesthetics of the natural environment or scenic vistas would be adversely affected by improvements to existing infrastructure (item a). In addition, the selection of toxicity controls is not expected to create a change in the lighting requirements of existing facilities (item d), therefore, impacts are anticipated to be less than significant.

Land alterations may occur if reasonably foreseeable methods of compliance are employed to prevent erosion and the subsequent discharge of wastewater into nearby waterbodies. This may cause minimal land alteration in the way of berm or catch basin construction (items b and c). Growth of new vegetation would lessen the visual changes in the landscape. Therefore, it is unlikely the aesthetics of the natural environmental would be a significant impact.

Potential Impacts from Operation and Maintenance Activities

Operation and maintenance activities (O/M) from the installation of toxicity controls would not result in a change to the aesthetics of the natural environment or scenic vistas (items a-d). O/M may occur inside buildings, or within previously developed area. In addition, O/M would not be expected to create a change in the lighting of existing facilities. Therefore, impacts are anticipated to be less than significant.

Summary

Compliance with the Provisions is anticipated to have a less than significant impact on aesthetics.

7.5.2 Agricultural and Forest Resources

7.5.2.1 Regulatory Background

Federal

Farmland Protection Policy Act

The purpose of the Federal Farmland Protection Policy Act is to minimize federal actions leading to the conversion of farmland to nonagricultural uses by ensuring that federal programs are administered in a manner compatible with state government, local government, and private programs designed to protect farmland. No federal actions are expected to affect farmland in relation to the proposed Provisions, so this policy is not addressed further.

State

California Important Farmland Inventory System and Farmland Mapping and Monitoring Program

The California Department of Conservation, Office of Land Conservation, maintains a statewide inventory of farmlands. These lands are mapped by the Division of Land Resource Protection as part of the Farmland Mapping and Monitoring Program (FMMP). The maps are updated every two years with the use of aerial photographs, a computer mapping system, public review, and field reconnaissance. Farmlands are divided into the following five categories based on their suitability for agriculture:

- Prime Farmland—land that has the best combination of physical and chemical characteristics for crop production. It has the soil quality, growing season, and moisture supply needed to produce sustained high yields of crops when treated and managed.
- Farmland of Statewide Importance—land other than Prime Farmland that has a good combination of physical and chemical characteristics for crop production.
- Unique Farmland—land that does not meet the criteria for Prime Farmland or Farmland of Statewide Importance, but that has been used for the production of specific crops with high economic value.
- Farmland of Local Importance—land that is either currently producing crops or has the capability of production, but that does not meet the criteria of the categories above. This farmland category is determined by each county's board of supervisors and a local advisory committee.
- Grazing Land—land on which the vegetation is suited to the grazing of livestock.

The categories of Prime Farmland, Farmland of Statewide Importance, and Unique Farmland, together, are defined as “agricultural land” or “farmland” by the California Environmental Quality Act (CEQA) (Public Resources Code [PRC] Section 21060.1 (a) and the CEQA Guidelines Appendix G, II [a]). Other categories used in the FMMP mapping system are “urban and built- up lands,” “lands committed to nonagricultural use,” and “other lands” (land that does not meet the criteria of any of the other categories).

California Land Conservation Act of 1965

The California Land Conservation Act of 1965, commonly known as the Williamson Act (California Government Code Section 51200 et seq.), enables local governments to enter into contracts with private landowners for the purpose of promoting the continued use of the relevant land in agricultural or related open space use. In return, landowners receive property tax assessments that are based on farming and open space uses instead of full market value.

Local governments receive an annual subvention (subsidy) of forgone property tax revenues from the state via the Open Space Subvention Act of 1971. Amendments to the

California State Budget Act of 2009 greatly reduced the Williamson Act Subvention payments, but the Williamson Act Program remains in place and contracts remain in effect.

The Williamson Act empowers local governments to establish “agricultural preserves” consisting of lands devoted to agricultural uses and other compatible uses. Upon establishment of such preserves, the locality may offer to owners of included agricultural land the opportunity to enter into annually renewable contracts that restrict the land to agricultural use for at least 10 years (i.e., the contract continues to run for 10 years following the first date upon which the contract is not renewed). In return, the landowner is guaranteed a relatively stable tax rate, based on the value of the land for agricultural/open space use only and unaffected by its development potential.

Local

State law requires each county and city to prepare and adopt a general plan for its physical development (Government Code Section 65300). This general plan must address the seven topics (referred to as “elements”) of land use, circulation, housing, open space, conservation, safety, and noise as identified in state law (Government Code Section 65302), to the extent that the topics are locally relevant. [Note: The land use, housing, and open space elements statutorily include agriculture, and forests/timber lands are statutorily included in the land use, conservation, and open space elements.] In addition, the cities and counties within the jurisdiction of the San Joaquin Valley Air Pollution Control District must address air quality in their general plans.

The general plan may address other topics that the community deems relevant to its development, such as economic development, historic preservation, and urban design. The format and structure of the general plan is also left to local discretion, but regardless of the format or issues addressed, all substantive parts of the plan must be consistent with one another (i.e., internally consistent). For instance, the policies in the land use element must be consistent with those of the housing element, and vice versa. In addition to the mandatory elements described above, counties have included additional topics in their general plans, including agriculture. Under state law, once included in the General Plan, these elements carry the same weight of law as those that are legally mandated.

Through their general plans, local jurisdictions have adopted policies to protect as well as mitigate for impacts to these lands.

7.5.2.2 Potential Impacts

In determining whether impacts to agricultural resources are significant environmental impacts, lead agencies may refer to the California Agricultural Land Evaluation and Site Assessment Model (1997) prepared by the California Department of Conservation as an optional model to use in assessing impacts on agriculture and farmland. In determining whether impacts to forest resources, including timberland, are significant environmental effects, lead agencies may refer to information compiled by the California Department of Forestry and Fire Protection regarding the state’s inventory of forest land, including the

Forest and Range Assessment Project and the Forest Legacy Assessment project; and forest carbon measurement methodology provided in Forest Protocols adopted by the California Air Resources Board. Would the project:

Issues (and Supporting Information Sources):	Potentially Significant Impact	Less Than Significant With Mitigation Incorporated	Less Than Significant Impact	No Impact
a) Convert Prime Farmland, Unique Farmland, or Farmland of Statewide Importance (Farmland), as shown on the maps prepared pursuant to the Farmland Mapping & Monitoring Program of the California Resources Agency, to non-agricultural uses?	<input type="checkbox"/>	<input type="checkbox"/>	<input checked="" type="checkbox"/>	<input type="checkbox"/>
b) Conflict with existing zoning for agricultural use, or a Williamson Act contract?	<input type="checkbox"/>	<input type="checkbox"/>	<input checked="" type="checkbox"/>	<input type="checkbox"/>
c) Conflict with existing zoning for, or cause rezoning of, forest land (as defined in Public Resources Code section 12220(g)) or timberland (as defined by Public Resources Code section 4526)?	<input type="checkbox"/>	<input type="checkbox"/>	<input checked="" type="checkbox"/>	<input type="checkbox"/>
d) Result in the loss of forest land or conversion of forest land to non-forest use?	<input checked="" type="checkbox"/>	<input type="checkbox"/>	<input type="checkbox"/>	<input type="checkbox"/>
e) Involve other changes in the existing environment which, due to their location or nature, could result in conversion of Farmland, to non-agricultural use or conversion of forest land to non-forest use?	<input checked="" type="checkbox"/>	<input type="checkbox"/>	<input type="checkbox"/>	<input type="checkbox"/>

7.5.2.3 Impacts and Mitigation

Some of the potential impacts discussed in this section relate to the construction and operation and maintenance of possible new or upgraded toxicity controls. Even though the possibility that any given discharger would choose to implement a specific toxicity control as a method of complying with the Provisions is a speculative possibility, and therefore toxicity controls are not considered to be reasonably foreseeable methods of compliance, this information is included for purposes of informing decision makers and the public of any possible effects that may result from the Provisions, however unlikely.

Potential Impacts from Monitoring

Monitoring is not expected to directly or indirectly affect agricultural and forest resources. Any potential increase in the frequency of monitoring will have no effect on agricultural and/or forest resources (items a-e). No mitigation is required.

Potential Impacts from Structural Control Construction

The construction of toxicity controls would not alter zoning laws or require conversions to different land uses (items a, b, c).

Impacts to agricultural and/or forest resources were found to be less than significant or to have no impact in the environmental analyses reviewed by State Water Board staff. The City of Merced, however, determined that their project would result in the conversion of 20 acres of Prime Farmland and Farmland of Statewide Importance to non-agricultural uses. They found this impact to be significant and unavoidable even with mitigation. However, the impacts were due to the expansion of the capacity of the WWTP, not the treatment upgrades.

The construction of structural controls for non-storm water NPDES dischargers is expected to occur within existing facilities or in previously disturbed areas. The likelihood of agricultural or forestry lands being affected is very low. However, it is possible that construction could occur outside of the existing footprint of the facility, and on farm or forest lands. For example, a settling pond could be constructed on land currently used for farming. Measures could be taken to avoid or reduce this loss. The potential for impacts to agricultural or forestry lands could be potentially significant (items d and e).

The Provisions are not anticipated to require structural control construction measures for storm water dischargers, for nonpoint source dischargers, or for other non-NPDES dischargers. Many of the controls identified in Sections 6.5.3 and 6.5.4 of this Staff Report are non-structural controls, such as nutrient and pesticide management plans, which are anticipated to have less than significant impacts. Some structural controls, such as diverting runoff away from surface waters and maintaining adequate riparian buffer strips are structural controls that could possibly have impacts on farmland (item e). However, there could be a potentially significant impact on agricultural and forest resources.

Potential Impacts from Operation and Maintenance Activities

Operation and maintenance activities (O/M) from the installation of toxicity controls at non-storm water NPDES discharge facilities would take place within the footprint of the facilities and is not anticipated to impact surrounding agricultural and/or forest resources. The structural controls identified for non-point sources, which may take place on or near agricultural or forest lands, such as maintaining riparian corridors and installing berms to divert runoff away from surface waters take little or no O/M and would not impact agricultural and/or forest resources (items a- e).

Summary

Compliance with the Provisions is anticipated to have a potentially significant impact on agricultural or forestry resources.

7.5.3 Air Quality

Daily emissions and pollutant concentrations are two ways to quantify air pollution. The term “emissions” means the quantity of pollutant released into the air and has unit of pounds per day (lbs/day). The term “concentrations” means the amount of pollutant material per volumetric unit of air and has unit of parts per million (ppm) or micrograms per cubic meter ($\mu\text{g}/\text{m}^3$).

Criteria Pollutants

The Air Resources Board has established state ambient air quality standards (state standards) to identify outdoor pollutant levels considered safe for the public. After state standards are established, state law requires Air Resources Board to designate each area as attainment, nonattainment, or unclassified for each state standard. The area designations, which are based on the most recent available data, indicate the healthfulness of air quality throughout the state.

In addition to state standards, the federal Clean Air Act requires U.S. EPA to set national ambient air quality standards (federal standards or national standards). The Air Resources Board makes area designations for ten pollutants: ozone, suspended particulate matter (PM_{10} and $\text{PM}_{2.5}$), carbon monoxide, nitrogen dioxide, sulfur dioxide, sulfates, lead, hydrogen sulfide, and visibility reducing particles. Ambient air quality standards define clean air and are established to protect even the most sensitive individuals in our communities. An air quality standard defines the maximum amount of a pollutant that can be present in outdoor air without harm to the public's health.

The gaseous criteria pollutants, particulate matter, and toxic air contaminants, and the associated adverse health effects of these air quality contaminants are summarized below.

Carbon Monoxide

Exposure to high concentrations of carbon monoxide, a colorless and odorless gas, reduces the oxygen-carrying capacity of the blood, and therefore can cause dizziness and fatigue, impair central nervous system functions, and induce angina in persons with serious heart disease.

Carbon monoxide is emitted almost exclusively from the incomplete combustion of fossil fuels. In urban areas, motor vehicles, power plants, refineries, industrial boilers, ships, aircraft, and trains emit carbon monoxide. Motor vehicle exhaust releases most of the carbon monoxide in urban areas. Vehicle exhaust contributes approximately 56 percent of all carbon monoxide emissions nationwide and up to 95 percent in cities. Carbon monoxide is a non-reactive air pollutant that dissipates relatively quickly. As a result, ambient carbon monoxide concentrations generally follow the spatial and temporal distributions of vehicular traffic. Carbon monoxide concentrations are influenced by local meteorological conditions; primarily wind speed, topography, and atmospheric stability. Carbon monoxide from motor vehicle exhaust can become locally concentrated when surface-based temperature inversions combine with calm atmospheric conditions.

Ozone

While ozone serves a beneficial purpose in the upper atmosphere (stratosphere) by reducing potentially harmful ultraviolet radiation, when it reaches elevated concentrations in the lower atmosphere it can be harmful to the human and to sensitive species of plants. Short-term ozone exposure can reduce lung function and increase an individual's susceptibility to respiratory infection. Long-term exposure can impair lung defense mechanisms and lead to emphysema and/or chronic bronchitis. Ozone concentrations build to peak levels during periods of light winds or stagnant air, bright sunshine, and high temperatures. Ideal conditions occur during summer and early autumn. Sensitivity to ozone varies among individuals. About 20 percent of the population is sensitive to ozone, with exercising children being particularly vulnerable. Ozone is formed in the atmosphere by a complex series of chemical reactions under sunlight that involve "ozone precursors." Ozone precursors are categorized into two families of pollutants: oxides of nitrogen and reactive organic compounds. Oxides of nitrogen and reactive organic compounds are emitted from a variety of stationary and mobile sources. While oxides of nitrogen are considered a criteria pollutant, reactive organic compounds are not in this category, but are included in this discussion as ozone precursors. Ozone is the chief component of urban smog and the damaging effects of photochemical smog generally relate to the concentration of ozone. Meteorology and terrain play major roles in ozone formation. The greatest source of smog producing gases is the automobile.

Nitrogen Dioxide

The major health effect from exposure to high levels of nitrogen dioxide is the risk of acute and chronic respiratory disease. Like ozone, nitrogen dioxide typically is not directly emitted, but it is formed through a rapid reaction between nitric oxide and atmospheric oxygen. Nitric oxide and nitrogen dioxide are collectively called oxides of nitrogen and are major contributors to ozone formation. Nitrogen dioxide also contributes to the formation of respirable particulate matter (see discussion of respirable particulate matter below) and fine particulate matter through the formation of nitrate compounds. At atmospheric concentrations, nitrogen dioxide is only potentially irritating. In high concentrations, the result is a brownish-red cast to the atmosphere and reduced visibility.

Sulfur Dioxide

The major health effect from exposure to sulfur dioxide is acute and chronic respiratory disease. Exposure may cause narrowing of the airways, which may cause wheezing, chest tightness, and shortness of breath. Sulfur dioxide can also react with water in the atmosphere to form acids (or "acid rain"), which can cause damage to vegetation and man-made materials. The main source of sulfur dioxide is coal and fuel oil combustion in power plants and industries, as well as diesel fuel combustion in motor vehicles. Generally, the highest levels of sulfur dioxide are found near large industrial complexes. In recent years, sulfur dioxide concentrations have been reduced by the increasingly stringent controls placed on stationary source emissions of sulfur dioxide and by limiting the sulfur content in fuel. Sulfur dioxide concentrations in southern California have been

reduced to levels well below the state and national ambient air quality standards, but further reductions in emissions are needed to attain compliance with ambient air quality standards for sulfates, respirable particulate matter, and fine particulate matter, to which sulfur dioxide is a contributor.

Particulate Matter

Particulate matter pollution consists of very small liquid and solid particles in the air, which can include smoke, soot, dust, salts, acids, and metals. Particulate matter also forms when gases emitted from industries and motor vehicles undergo chemical reactions in the atmosphere.

Particulate matter is regulated as respirable particulate matter (inhalable particulate matter less than ten micrometers in diameter). More recently it has been subdivided into coarse and fine fractions, with particulate matter less than 2.5 micrometers in diameter constituting the fine fraction. Major sources of respirable particulate matter include crushing or grinding operations; dust stirred up by vehicles traveling on roads; wood-burning stoves and fireplaces; dust from construction, landfills, and agriculture; wildfires and brush/waste burning; industrial sources; windblown dust from open lands; and atmospheric chemical and photochemical reactions. Fine particulate matter results from fuel combustion (e.g., from motor vehicles, power generation, and industrial facilities), residential fireplaces, and wood stoves. In addition, fine particulate matter can be formed in the atmosphere from gases such as sulfur dioxide, oxides of nitrogen, reactive organic compounds, and ammonia, and elemental carbon. Fine particulate matter is a subset of respirable particulate matter.

The health effects from long-term exposure to high concentrations of particulate matter are increased risk of chronic respiratory disease like asthma and altered lung function in children. Particles with 2.5 to 10 microns in diameter tend to collect in the upper portion of the respiratory system. Particles that are 2.5 microns or less are so tiny that they can penetrate deeper into the lungs and damage lung tissues. These substances can be absorbed into the bloodstream and cause damage elsewhere in the body. Short-term exposure to high levels of particulate matter has been shown to increase the number of people seeking medical treatment for respiratory distress, and to increase mortality among those with severe respiratory problems. Particulate matter also results in reduced visibility. Ambient particulate matter has many sources. It is emitted directly by combustion sources like motor vehicles, industrial facilities, and residential wood burning, and in the form of dust from ground-disturbing activities such as construction and farming. It also forms in the atmosphere from the chemical reaction of precursor gases.

Toxic Air Contaminants

Toxic air contaminants include air pollutants that can produce adverse public health effects, including carcinogenic effects, after long-term (chronic) or short-term (acute) exposure. One source of toxic air contaminants is combustion of fossil fuels or digester gas. Human exposure occurs primarily through inhalation, although non-inhalation

exposure can also occur when toxic air contaminants in particulate form deposit onto soil and drinking water sources and enter the food chain or are directly ingested by humans. Many pollutants are identified as toxic air contaminants because of their potential to increase the risk of developing cancer. For toxic air contaminants that are known or suspected carcinogens, it has been found that there are no levels or thresholds below which exposure is risk free. No ambient air quality standards exist for toxic air contaminants, except that standards for lead, hydrogen sulfide, and vinyl chloride are provided in California Ambient Air Quality Standards. Instead, numerous national, state, and local rules that affect both stationary and mobile emission sources regulate toxic air contaminants emissions. Individual toxic air contaminants vary greatly in the risk they present; at a given level of exposure one toxic air contaminants may pose a hazard that is many times greater than another. Where data are sufficient to do so, a “unit risk factor” can be developed for cancer risk. The unit risk factor expresses assumed risk to a hypothetical population, the estimated number of individuals in a million who may develop cancer as the result of continuous, lifetime (70-year) exposure to 1 µg/m³ of the toxic air contaminants. Unit risk factors provide a standard that can be used to establish regulatory thresholds for permitting purposes. This is, however, not a measure of actual health risk because actual populations do not experience the extent and duration of exposure that the hypothetical population is assumed to experience. For non-cancer health effects, a similar factor called a Hazard Index is used.

Areas with monitored pollutant concentrations that are lower than ambient air quality standards are designated as “attainment areas” on a pollutant-by-pollutant basis. When monitored concentrations exceed ambient standards, areas are designated as “nonattainment areas.” An area that recently exceeded ambient standards, but is now in attainment, is designated as a “maintenance area.” Nonattainment areas are further classified based on the severity and persistence of the air quality problem as “moderate” “severe” or “serious.” Classifications determine the applicability and minimum stringency of pollution control requirements.

7.5.3.1 Regulatory Setting

Federal

The U.S. EPA is the federal agency charged with administering the federal Clean Air Act Amendments of 1990, which established a number of requirements. The U.S. EPA oversees state and local implementation of federal Clean Air Act requirements. The Clean Air Act Amendments require the U.S. EPA to approve State Implementation Plans to meet and/or maintain the national ambient standards. The federal (and California) ambient air quality standards are shown in Table 7-1.

Table 7-1. Federal and California Ambient Air Quality Standards.

Pollutant	Averaging Time	California Standards	Federal Standards	
			Primary	Secondary
Ozone	1 Hour	0.09 ppm (180 µg/m ³)	-	Same as Primary Standard
	8 Hour	0.070 ppm (137 µg/m ³)	0.075 ppm (147µg/m ³)	
Respirable Particulate Matter	24 Hour	50 µg/m ³	150 µg/m ³	Same as Primary Standard
	Annual Arithmetic Mean	20 µg/m ³	-	
Fine Particulate Matter	24 Hour	No Separate State Standard	35 µg/m ³	35 µg/m ³
	Annual Arithmetic Mean	12 µg/m ³	12.0 µg/m ³	15.0 µg/m ³
Carbon Monoxide	1 Hour	20 ppm (23 mg/m ³)	35 ppm (40 mg/m ³)	-
	8 Hour	9.0 ppm (10 mg/m ³)	9 ppm (10 mg/m ³)	
	8 Hour (Lake Tahoe)	6 ppm (7 mg/m ³)	-	-
Nitrogen Dioxide	Annual Arithmetic Mean	0.030 ppm (57 µg/m ³)	0.053 ppm (100µg/m ³)	Same as Primary Standard
	1 Hour	0.18 ppm (339 µg/m ³)	100 ppm (188µg/m ³)	-
Sulfur Dioxide	Annual Arithmetic Mean	-	0.030 ppm	-
	24 Hour	0.04 ppm (105 µg/m ³)	0.14 ppm (365µg/m ³)	-
	3 Hour	-	-	0.5 ppm (1300 µg/m ³)
	1 Hour	0.25 ppm (655 µg/m ³)	75 ppb (195 µg/m ³)	-
Lead	30 Day Average	1.5 µg/m ³	-	-
	Calendar Quarter	-	1.5 µg/m ³	Same as Primary Standard

State

The California Air Resources Board is the state agency responsible for coordinating both state and federal air pollution control programs in California. In 1988, the State Legislature adopted the California Clean Air Act, which established a statewide air pollution control program. The California Clean Air Act's requirements include annual emission reductions, increased development and use of low emission vehicles, and submittal of air quality attainment plans by air districts. The California Air Resources Board has established state ambient air quality standards, shown in Table 7-1. Additionally, the California Air Resources Board has established state standards for pollutants that have no federal ambient air quality standard, including sulfate, visibility, hydrogen sulfide, and vinyl chloride.

Local

There are 35 local air districts within the state. Each district (referred to as either an Air Pollution Control District or an Air Quality Management District) is responsible for controlling emissions, primarily from stationary sources of air pollution, within their area. Each district develops and adopts an Air Quality Management Plan, which serves as the blueprint to bring their respective areas into compliance with federal and state clean air standards. Rules are adopted to reduce emissions from various sources.

7.5.3.2 Potential Impacts

Where available, the significance criteria established by the applicable air quality management or air pollution control district may be relied upon to make the following determinations. Would the project:

Issues (and Supporting Information Sources):	Potentially Significant Impact	Less Than Significant With Mitigation Incorporated	Less Than Significant Impact	No Impact
a) Conflict with or obstruct implementation of the applicable air quality plan?	<input checked="" type="checkbox"/>	<input type="checkbox"/>	<input type="checkbox"/>	<input type="checkbox"/>
b) Violate any air quality standard or contribute substantially to an existing or projected air quality violation?	<input checked="" type="checkbox"/>	<input type="checkbox"/>	<input type="checkbox"/>	<input type="checkbox"/>
c) Expose sensitive receptors to substantial pollutant concentrations?	<input checked="" type="checkbox"/>	<input type="checkbox"/>	<input type="checkbox"/>	<input type="checkbox"/>
d) Result in a cumulatively considerable net increase of any criteria pollutant for which the project region is non-attainment under an applicable federal or state ambient air quality standard (including releasing emissions that exceed quantitative thresholds for ozone precursors)?	<input checked="" type="checkbox"/>	<input type="checkbox"/>	<input type="checkbox"/>	<input type="checkbox"/>
e) Create objectionable odors affecting a substantial number of people?	<input checked="" type="checkbox"/>	<input type="checkbox"/>	<input type="checkbox"/>	<input type="checkbox"/>

7.5.3.3 Impacts and Mitigation

Some of the potential impacts discussed in this section relate to the construction and operation and maintenance of possible new or upgraded toxicity controls. Even though the possibility that any given discharger would choose to implement a specific toxicity control

as a method of complying with the Provisions is a speculative possibility, and therefore toxicity controls are not considered to be reasonably foreseeable methods of compliance, this information is included for purposes of informing decision makers and the public of any possible effects that may result from the Provisions, however unlikely.

Potential Impacts from Monitoring

Monitoring would not obstruct the implementation of air quality plans (item a). No mitigation is required.

Monitoring involves the possible use of vehicles to and from the sample location, and to the laboratory. Implementation of the Provisions is expected to produce a minor rise in vehicle usage which, in turn, harbors the potential to increase emissions, noise levels, and traffic congestion. Numerous variables prohibit an accurate estimate of statewide vehicular use from monitoring including distance between facilities and laboratories, onsite laboratories, courier route, vehicle type, and monitoring frequency.

While some of these variables also hamper an assessment of the vehicular impacts of the sample facilities, State Board staff conducted an analysis of the change in the number of sampling trips and miles traveled for toxicity testing under the Provisions compared to current requirements, regardless of the sampling frequency for other constituents (Table 7-2). These facilities were drawn from the sample used in the economic analysis (Abt Associates, 2017). This representative sample was used because the wide variety of toxicity requirements currently in effect throughout the state, coupled with the discretionary authority granted in the Provisions render a statewide environmental assessment of the Provisions infeasible and speculative.

This sample set includes the largest non-storm water NPDES dischargers in northern and southern California: the Sacramento Regional Wastewater Treatment Plant, Los Angeles County Sanitation District's (LACSD), and the San Jose Creek Water Reclamation Plant. The remaining facilities provide a representative sample of permitted POTWs discharges: the City of Davis Wastewater Treatment Plant, the Lompoc Regional Wastewater Reclamation Plant, the Victor Valley Regional POTW, and the Colton/San Bernardino Regional Tertiary Treatment Facility. For industrial dischargers, a stratified random sample of five industrial categories was used: chemical products (Dow Chemical Corporation, Pittsburg Plant), metals manufacturers and finishers (USS POSCO Industries), petroleum refineries (Shell Oil, Martinez Refinery and Chevron, Richmond Refinery), pulp and paper mills (Pactiv Corporation, Molded Pulp Mill), and "other industries" (Royal Mountain King Mine, Sacramento Facility and Department of Water Resources [DWR], Warne Power Plant).

The mileage estimates provided in Table 7-2 were calculated using Google Maps and were limited to the sample facilities that are expected to see an increase in routine monitoring frequency. These estimates only account for the number of one-way trips above current testing regimes and assume that the courier uses the shortest distance possible without making other stops.

Of the 13 dischargers examined, only two would see a definite increase in the number of sampling trips. Four would see no increase and the others would be dependent on the test species selected for testing. This analysis showed an annual increase of 11,725 miles for the representative sample of dischargers.

Caltrans' Traffic Data Branch produces a Monthly Vehicle Miles of Travel (MVMT) report. This report estimates the number of vehicle miles that motorists traveled on California State Highways using a sampling of up to 20 traffic monitoring sites. Various roadway types are used to calculate VMT. The Historical Monthly VMT (Caltrans 2018a) reported a total of 190.21 billion and 195.19 billion miles traveled for the years 2015 and 2016, respectively. In 2017, miles traveled on State Highways totaled 200.03 billion miles (Caltrans 2018b). There has been an increase in travel on State Highways of nearly 5 billion miles for each of the last two years.

The increase in miles traveled for the representative sample is 0.0002 percent of the annual increase of VMT. Therefore, any increase in sampling trips will have a less than significant impact on air quality. No mitigation is required.

Table 7-2. Vehicle Mileage for Sample Dischargers

Discharger	Laboratory	Distance Apart (Miles)	Potential Change in Number of Trips	Maximum Potential Distance Change (Miles, Annually)
Royal Mountain King Mine 4461 Rock Creek Road, Copperopolis, CA 95228	Aquatic Bio Systems, Inc. 1300 Blue Spruce Dr. Fort Collins, CO 80524	1,136	1	1,136
City of Davis WWTP 45400 County Rd 28H Davis, CA 95616	Pacific EcoRisk 2250 Cordelia Rd Fairfield, CA 94534	36	-8	-288
Lompoc Regional WWTP 1801 W Central Ave Lompoc, CA 93436	Aquatic Bioassay Consulting 29 North Olive St Ventura, CA 93001	89	8	712
USS-POSCO Industries 900 Loveridge Rd Pittsburg, CA 94565	Aqua Science 17 Arboretum Dr Davis, CA 95616	59	8	472
Victor Valley Regional WWTP 20111 Shay Rd Victorville, CA 92394	Aquatic Bioassay Consulting 29 North Olive St Ventura, CA 93001	137	30	4110
Pactiv LLC Molded Pulp Mill 1000 Diamond Avenue Red Bluff, CA 96080	Sierra Foothill Laboratory (2013-2014) 255 Scottsville Dr Jackson, CA 95642	181	32	5792

Discharger	Laboratory	Distance Apart (Miles)	Potential Change in Number of Trips	Maximum Potential Distance Change (Miles, Annually)
LACSD San Jose Creek 1965 Workman Mill Road Whittier, CA 90601	Pacific EcoRisk 2250 Cordelia Rd Fairfield, CA 94534	443	0	0
Chevron Richmond Refinery 525 Castro Street, Richmond, CA 94801	Pacific EcoRisk 2250 Cordelia Rd Fairfield, CA 94534	31	24	744
Colton/San Bernardino RIX 399 Chandler Place San Bernardino, CA 92408	Babcock Laboratories 6100 Quail Valley Court Riverside, CA 92507	20	24	480
Forestville WDR Wastewater Treatment, Recycling, and Disposal Facility 6194 Forestville Street Forestville, CA 95436	Pacific EcoRisk 2250 Cordelia Rd Fairfield, CA 94534	67	-6	-402
Sacramento Regional CSD WWTP 8521 Laguna Station Road Elk Grove, CA 95758	<u>Pacific EcoRisk (for C.dubia)</u> <u>2250 Cordelia Rd</u> <u>Fairfield, CA 94534</u> Onsite (<u>for other species</u>)	0 <u>57</u>	0	0
California DWR Warne Power Plant Hwy. 99 at Pyramid Lake Castaic, CA 91310	Aquatic Bioassay Consulting 29 North Olive St Ventura, CA 93001	65	9	585
Shell Oil Products US Martinez Facility 3485 Pacheco Blvd., Martinez, CA 94553	Pacific EcoRisk 2250 Cordelia Rd Fairfield, CA 94534	22	0	0

~~In addition, permits contain monitoring requirements for at least several constituents. Often, the permittee is required to sample for those constituents at a frequency equal to or greater than the monitoring frequencies for toxicity. Because it is more efficient to gather samples for multiple constituents at once, toxicity samples and other water quality samples are usually sampled simultaneously. It follows that where the monitoring frequency for other constituents is greater than that for the proposed toxicity sampling rates, there would be no increase in the total number of trips and the total number of miles travelled under the Provisions. However, as some of the toxicity tests require re-sampling of effluent from the site for renewal water, the potential change in the total number of trips is dependent upon both the test that would be required for the facility and whether or not there are more~~

~~frequent sampling events for other constituents.~~

~~For example, if the City of Davis WWTP were required to change its chronic toxicity monitoring requirements from quarterly tests of *C. dubia*, *P. promelas* and *S. capricornutum* to a monthly test of just *S. capricornutum*, the frequency of sampling for the tests would go up three times. However, the *S. capricornutum* test (U.S. EPA Method 1003.0) does not require collection of renewal water during the seven-day test; the other tests do. The City of Davis WWTP's current permit also requires thrice-weekly grab samples (i.e., on-site samples retrieved directly from the effluent) for ammonia nitrogen. The discharger is required to sample other constituents at least monthly. This means that even though there is an increase in sampling frequency for toxicity under the proposed Provisions, there is no change in the number of trips taken, because the discharger (or contractor) is already sampling something else at the same rate. For the City of Davis, even if the Provisions would require monthly sampling of *C. dubia* or *P. promelas* and therefore three trips within one week to obtain adequate renewal water, there would be no increase in trips because of the sampling requirements for ammonia. It is expected that emissions will vary among the vehicles used by the assorted courier services, with certain companies using vehicles with high fuel economies and low emissions. For example, the United Parcel Service, the world's largest package delivery company, currently uses 9,100 low- emissions vehicles (United Parcel Service, 2018), and their competitor, FedEx, is currently testing trucks that run on liquefied and compressed natural gas (Baker, 2017). In addition, the staggering of sample collection times—with the Water Boards determining when calendar months begin and end—and the potential to combine sample collection trips for toxicity and individual constituents is expected to further reduce additional vehicle miles traveled and therefore emissions, as well as impacts to traffic and noise. Furthermore, several dischargers currently use onsite laboratories to determine compliance with toxicity limitations, and it is expected that they would continue to do so to meet the requirements under the Provisions.~~

Lastly, some dischargers that do not possess reasonable potential would not be required to conduct routine monitoring under the Provisions, [while other dischargers may be granted an exemption from some or all of the monitoring requirements of the Provisions](#), thereby possibly reducing, or entirely eliminating vehicular impacts related to toxicity monitoring altogether.

Therefore, the Provisions are not expected to contribute substantially to any existing or projected air quality violation (item b), expose sensitive receptors to substantial pollutant concentrations (item c), result in a cumulatively considerable net increase of any criteria pollutant for which the project region is in non-attainment (item d), or create objectionable odors affecting a substantial number of people (item e). No mitigation is required.

Potential Impacts from Structural Control Construction

Of the project-specific environmental documents reviewed, the potential impacts to air quality ranged from no impact to less than significant with mitigation. The identified potential impacts were associated with construction activities, while operational activities

had less than significant impacts.

Construction-related emissions would be short-term, but could still cause adverse effects on air quality (item a and b). It could also expose sensitive receptors to substantial pollutant concentrations (item c) or create objectionable odors affecting a substantial number of people (item e). It could also increase a criteria pollutant for which a project region is in non-attainment under an applicable federal or state ambient air quality standard (item d). Project construction activities would include site preparation, earthmoving, and general construction. Site preparation includes activities such as general land clearing and grubbing. Earthmoving activities include cut-and-fill operations, trenching, soil compaction, and grading. General construction includes adding improvements such as surfaces, structures, and facilities. The emissions generated from these construction activities include:

- Dust (including PM₁₀ and PM_{2.5}) primarily from “fugitive” sources (i.e., emissions released through means other than through a stack or tailpipe) such as soil disturbance;
- Combustion emissions of criteria air pollutants (ROG, NO_x, carbon monoxide, carbon dioxide, PM₁₀, and PM_{2.5}) primarily from operation of heavy off-road construction equipment (primarily diesel-operated), portable auxiliary equipment, and construction worker automobile trips (primarily gasoline-operated); and
- Evaporative emissions (ROG) from asphalt paving and architectural coatings.

Construction is expected to be localized and temporary. However, there could be increases in emissions. Impacts associated with those increases (items a- e) could be eliminated or reduced through mitigation measures.

Mitigation measures to minimize emissions include, but are not limited to:

- Maintain all construction equipment in proper tune according to manufacturer’s specifications;
- Fuel all off-road and portable diesel powered equipment with the California Air Resources Board (ARB) certified motor vehicle diesel fuel (non-taxed version suitable for use off-road);
- Use diesel construction equipment meeting ARB's Tier 2 certified engines or cleaner off- road heavy-duty diesel engines, and comply with the State Off-Road Regulation;
- Use on-road heavy-duty trucks that meet the ARB’s 2007 or cleaner certification standard for on-road heavy-duty diesel engines, and comply with the State On-Road Regulation;
- Construction or trucking companies with fleets that that do not have engines in their fleet that meet the engine standards identified in the above two measures (e.g. captive or NO_x exempt area fleets) may be eligible by proving alternative

- compliance;
- All on-and off-road diesel equipment shall not idle for more than five minutes. Signs shall be posted in the designated queuing areas and or job sites to remind drivers and operators of the 5 minute idling limit;
- Electrify equipment when feasible;
- Substitute gasoline-powered in place of diesel-powered equipment, where feasible;
- Use alternatively fueled construction equipment on-site where feasible, such as compressed natural gas (CNG), liquefied natural gas (LNG), propane or biodiesel.
- Reduce the amount of the disturbed area where possible.
- Use of water trucks or sprinkler systems in sufficient quantities to prevent airborne dust from leaving the site. Increased watering frequency would be required whenever possible.
- All dirt stock pile areas should be sprayed daily as needed.
- Permanent dust control measures identified in the approved project revegetation and landscape plans should be implemented as soon as possible following completion of any soil disturbing activities.
- Exposed ground areas that are planned to be reworked at dates greater than one month after initial grading should be sown with fast germinating native grass seed and watered until vegetation is established.
- All disturbed soil areas not subject to revegetation should be stabilized using approved chemical soil binders, jute netting, or other methods approved in advance.
- All roadways, driveways, sidewalks, etc. to be paved should be completed after grading unless seeding or soil binders are used.
- Vehicle speed for all construction vehicles shall not exceed 15 mph on any unpaved surface at the construction site.
- All trucks hauling dirt, sand, soil, or other loose materials are to be covered or should maintain at least two feet of freeboard.
- Install wheel washers where vehicles enter and exit unpaved roads onto streets, or wash off trucks and equipment leaving the site.
- Sweep streets at the end of each day if visible soil material is carried onto adjacent paved roads. Water sweepers with reclaimed water should be used where feasible.

Potential Impacts from Operation and Maintenance Activities

Of the structural controls identified in Chapter 6, several may result in air emissions (typically through energy use), including reverse osmosis and running wastewater through filters. The facility upgrade projects reviewed found that potential impacts to air quality from operation and maintenance (O/M) activities would be less than significant. In some cases, O/M activities after construction were similar to O/M activities before construction and there

was no change in emissions (City of Lake Shasta). In other cases, there was a reduction in emissions (EchoWater Project). All of the reasonably foreseeable methods of compliance are not of the size or scale to result in alteration of air movement, moisture or temperature, or any change in climate, either locally or regionally

The State Water Board expects that any future changes to O/M activities as a result of facility upgrades will also have a less than significant impact on air quality (items a-e).

Summary

The construction of structural controls could result in potentially significant environmental effects with regard to air quality. However, measures can be applied to reduce and/or eliminate these impacts, as described above. These measures are within the responsibility and jurisdiction of the agencies approving or carrying out the individual projects and can or should be adopted by them. The State Water Board does not direct which compliance measures are chosen nor the mitigation measures employed. The State Water Board does, however, recommend that appropriate measures be applied to reduce or avoid potential environmental impacts.

Therefore, these impacts could be significant.

7.5.4 Biological Resources

A general description of the environmental setting is presented in Appendix C of this document.

7.5.4.1 Regulatory Background

Federal

Federal Endangered Species Act

Pursuant to the federal Endangered Species Act, the U.S. Fish and Wildlife Service and National Oceanic and Atmospheric Administration Fisheries Service, formerly National Marine Fisheries Service, have regulatory authority over federally listed species. Under the Endangered Species Act, a permit is required for any federal action that may result in “take” of a listed species. Section 9 of the Endangered Species Act defines take as “to harass, harm, pursue, hunt, shoot, wound, kill, trap, capture, or collect, or to attempt to engage in any such conduct.” Under federal regulations, take is further defined to include the modification or degradation of habitat where such activity results in death or injury to wildlife by significantly impairing essential behavioral patterns, including breeding, feeding, or sheltering.

State

California Endangered Species Act

Pursuant to the California Endangered Species Act, a permit from the California Department of Fish and Wildlife is required for projects that could result in take of a plant or animal species that is state listed as threatened or endangered. Under California Endangered Species Act, “take” is defined as an activity that would directly or indirectly kill an individual of a species.

Authorization for take of state-listed species can be obtained through a California Fish and Wildlife Code section 2080.1 consistency determination or a section 2081 incidental take permit.

Section 1600 of the California Fish and Wildlife Code

All diversions, obstructions, or changes to the natural flow or bed, channel, or bank of any river, stream or lake in California that supports wildlife resources is subject to regulation by the California Department of Fish and Wildlife, under sections 1600–1603 of the California Fish and Wildlife Code. Section 1601 states that it is unlawful for any agency to substantially divert or obstruct the natural flow or substantially change the bed, channel or bank of any river, stream or lake designated by California Department of Fish and Wildlife, or use any material from the streambeds, without first notifying California Department of Fish and Wildlife of such activity.

The regulatory definition of a stream is a body of water that flows at least periodically or intermittently through a bed or channel having banks and supports fish or other aquatic life. This includes watercourses having a surface or subsurface flow that supports or has supported riparian vegetation. California Department of Fish and Wildlife’s jurisdiction within altered or artificial waterways is based on the value of those waterways to fish and wildlife. Accordingly, a California Department of Fish and Wildlife Streambed Alteration Agreement must be obtained for any project that would result in diversions of surface flow or other alterations to the bed or bank of a river, stream, or lake.

Local

Numerous California cities and counties have adopted ordinances, regulations and policies for the protection and enhancement of natural resources, including heritage trees, important natural features, habitat alteration, and common and special status species.

7.5.4.2 Potential Impacts

Would the project:

Issues (and Supporting Information Sources):	Potentially Significant Impact	Less Than Significant With Mitigation Incorporated	Less Than Significant Impact	No Impact
a) Have a substantial adverse effect, either directly or through habitat modifications, on any species identified as a candidate, sensitive, or special status species in local or regional plans, policies, or regulations, or by the CDFW or USFWS?	<input checked="" type="checkbox"/>	<input type="checkbox"/>	<input type="checkbox"/>	<input type="checkbox"/>
b) Have a substantial adverse effect on any riparian habitat or other sensitive natural community identified in local or regional plans, policies, regulations or by the CDFW or USFWS?	<input checked="" type="checkbox"/>	<input type="checkbox"/>	<input type="checkbox"/>	<input type="checkbox"/>
c) Have a substantial adverse effect on federally-protected wetlands as defined by Section 404 of the federal Clean Water Act (including, but not limited to, marsh, vernal pool, coastal, etc.) through direct removal, filling, hydrological interruption or other means?	<input checked="" type="checkbox"/>	<input type="checkbox"/>	<input type="checkbox"/>	<input type="checkbox"/>
d) Interfere substantially with the movement of any native resident or migratory fish or wildlife species or with established native resident or migratory corridors, or impede the use of native wildlife nursery sites?	<input type="checkbox"/>	<input type="checkbox"/>	<input checked="" type="checkbox"/>	<input type="checkbox"/>
e) Conflict with any local policies or ordinances protecting biological resources, such as a tree preservation policy or ordinance?	<input type="checkbox"/>	<input type="checkbox"/>	<input checked="" type="checkbox"/>	<input type="checkbox"/>
f) Conflict with the provisions of an adopted Habitat Conservation Plan, Natural Community Conservation Plan, or other approved local, regional, or state habitat conservation plan?	<input type="checkbox"/>	<input type="checkbox"/>	<input checked="" type="checkbox"/>	<input type="checkbox"/>

7.5.4.3 Impacts and Mitigation

Some of the potential impacts discussed in this section relate to the construction and operation and maintenance of possible new or upgraded toxicity controls. Even though the possibility that any given discharger would choose to implement a specific toxicity control as a method of complying with the Provisions is a speculative possibility, and therefore toxicity controls are not considered to be reasonably foreseeable methods of compliance, this information is included for purposes of informing decision makers and the public of

any possible effects that may result from the Provisions, however unlikely.

Potential Impacts from Monitoring

Potential increases in the frequency of monitoring will have no impact on biological resources (items a-f). If a Regional Water Board exempts a facility under the ~~small-disadvantaged communities or~~ insignificant discharges exemption, the Regional Water Board may require monitoring less frequently. If POTWs serving ~~a small-disadvantaged community and/or~~ insignificant dischargers are exempted from routine monitoring and one or more of these dischargers release toxics into the environment, this could adversely affect biological resources by direct mortality or by causing interference with growth and/or reproduction. However, since Regional Water Boards must make a finding that a qualifying discharge has no reasonable potential to cause, or contribute to, an exceedance of the toxicity objectives, such impacts are anticipated to be less than significant. No mitigation is required.

Potential Impacts from Structural Control Construction

No impact to policy or plans concerning biological resources are anticipated (item e and item f). Some methods of compliance involve earthmoving or construction and therefore can impact habitat, as described below (items a, b, and c). Any project that alters habitat could have a small impact on the movement of wildlife.

In general, the sites for the facility upgrades are likely located in previously developed areas and the presence of fish and wildlife species and their supporting habitat severely limited. Any watercourses, riparian habitat or wetlands downstream from the construction and maintenance activities are unlikely to be adversely impacted further by these compliance measures. Rather, in the long term, these areas would be improved by the reduction in toxicity entering from upstream sources. Still, a site for a facility upgrade could be in the habitat of sensitive species, riparian habitat, or federally protected wetlands. Such construction projects must also include an environmental analysis and consider mitigation and alternatives for any potentially significant impacts.

Of the project-specific environmental documents reviewed, potential impacts to biological resources ranged from less than significant to less than significant with mitigation. Most of the projects reviewed did not identify any direct impacts on fish and wildlife habitats or special status species due to facility upgrades. These projects still identified mitigation measures to be implemented on the off chance that special status species were encountered during construction.

The EchoWater project did identify direct impacts to aquatic habitat and special status species (Sacramento Regional County Sanitation District, 2014). The City of Merced also identified direct impacts to special status species (City of Merced, 2006). Both projects identified mitigation measures to reduce those impacts to less than significant levels. In general, mitigation measures include avoidance (both temporal and special), relocation, replacement, and/or compensatory. Specific measures are tailored to the species or habitat of concern.

For construction or earth moving related activities, measures could be implemented to reduce or avoid potential project-level impacts to biological resources. Assuming any unique species are present, plant number and species diversity could be maintained by either preserving them prior, during, and after the construction or by reestablishing and maintaining the plant communities post construction. When the specific projects are developed and sites identified, a search of the California Natural Diversity Database could be employed to confirm that any potentially sensitive plant species or biological habitats in the site area are properly identified and protected as necessary. Focused protocol plant surveys for special-status-plant species could be conducted at each site location, if appropriate. If sensitive plant species occur on the project site, mitigation would be required consistent with appropriate expert analysis.

Mitigation measures should be developed in coordination with U.S. Fish and Wildlife Services and the California Department of Fish and Wildlife. Responsible agencies should endeavor to avoid compliance measures that could result in reduction of the numbers of any unique, rare or endangered species of plants, and instead opt for siting physical compliance measures sufficiently upstream or downstream of sensitive areas to avoid any impacts.

In the case that landscaping is incorporated into the specific project design, the possibility of disruption of resident native species could be avoided or minimized by using only plants native to the area. Use of exotic invasive species or other plants listed in the Exotic Pest Plants of Greatest Ecological Concern in California should be prohibited (California Invasive Plant Council 2000). Responsible agencies should endeavor to avoid requiring compliance measures that could result in significant impacts to unique, rare or endangered (special-status) species, should any such species be present at locations where activities associated with such compliance measures might not otherwise be performed. Mitigation measures, however, could be implemented to ensure that potentially significant impacts to special status animal species are less than significant. When the specific projects are developed and sites identified, a search of the California Natural Diversity Database could be employed to confirm that any potentially special-status animal species in the site area are properly identified and protected as necessary. Focused protocol animal surveys for special-status animal species should be conducted at each site location.

If special-status animal species are potentially near the project site area two weeks prior to grading or the construction of facilities and per applicable U.S. Fish and Wildlife Services or California Department of Fish and Wildlife protocols, pre-construction surveys to determine the presence or absence of special-status species could be conducted. The surveys should extend off site to determine the presence or absence of any special-status species adjacent to the project site. If special-status species are found to be present on the project site or within the buffer area, mitigation should be required consistent with appropriate expert analysis. To this extent, mitigation measures could be developed in coordination with the U.S. Fish and Wildlife Services and the California Department of Fish and Wildlife to reduce potential impacts.

If construction activities occur at locations where they would foreseeably adversely impact

species migration or movement patterns, mitigation measures previously described could be implemented to ensure that impacts which may result in a barrier to the migration or movement of animal are less than significant (item d) Any site-specific wildlife crossings should be evaluated in consultation with the California Department of Fish and Wildlife. If a wildlife crossing would be significantly impacted in an adverse manner, then the design of the project should include a new wildlife crossing in the same general location.

If construction occurs during the avian breeding season for special status species and/or Migratory Bird Treaty Act -covered species, generally February through August, then prior (within two weeks) to the onset of construction activities, surveys for nesting migratory avian species would be conducted on the project site following U.S. Fish and Wildlife Services or California Department of Fish and Wildlife guidelines. If no active avian nests are identified on or within 200 feet of construction areas, no further mitigation would be necessary.

Alternatively, to avoid impacts, construction could begin after the previous breeding season for covered avian species and before the next breeding season begins. If a protected avian species were to establish an active nest after construction was initiated and outside of the typical breeding season (February – August), the project sponsor, would be required to establish a buffer of 200 feet or other measure that would result in equivalent mitigation between the construction activities and the nest site.

If active nests for protected avian species are found within the construction footprint or within the 200-foot buffer zone, construction could be required to be delayed within the construction footprint and buffer zone until the young have fledged or appropriate mitigation measures responding to the specific situation are developed in coordination with U.S. Fish and Wildlife Service or California Department of Fish and Wildlife. These impacts are highly site-specific, and assuming they are foreseeable, they would require a project-level analysis and mitigation plan.

Finally, to the extent feasible, responsible agencies should endeavor to avoid compliance measures that could result in significant barriers to the beneficial migration or movement of animals. A less than significant impact is anticipated after mitigation.

Potential Impacts from Operation and Maintenance Activities

Operation and maintenance activities (O/M) from the installation of toxicity controls at non-storm water NPDES discharge facilities would take place within the footprint of the facilities and is not anticipated to impact surrounding biological resources (items a-f). The structural controls identified for non-point sources, which may take place on or near habitat or riparian corridors, such as installing berms to divert runoff away from surface waters, take little or no O/M and would not impact biological resources (items a-f).

Summary

The construction of structural controls could result in potentially significant environmental effects with regard to biological resources. Measures, however, can be applied to reduce

and/or eliminate these impacts, as described above. These measures are within the responsibility and jurisdiction of the agencies approving or carrying out the individual projects and can or should be adopted by them. The State Water Board does not direct which compliance measures are chosen nor the mitigation measures employed. The State Water Board does, however, recommend that appropriate measures be applied to reduce or avoid potential environmental impacts. Therefore, these impacts could be significant.

7.5.5 Cultural Resources

Cultural resources generally include buildings, sites, districts, structures, and objects significant in history, architecture, archaeology, culture, or science. Historic resources are generally defined as properties that are listed or have been determined eligible for listing on the National Register of Historic Places (NRHP), the California Register of Historical Resources, or a local register or inventory of resources. The Paleontological Resources Preservation Act defines the term paleontological resource as “any fossilized remains, traces, or imprints of organisms, preserved in or on the earth’s crust, that are of paleontological interest and that provide information about the history of life on earth.”

7.5.5.1 Regulatory Background

Federal

Section 106 of the National Historic Preservation Act

Section 106 of the NHPA, as amended, and its implementing regulations found at 36 CFR Part 800, require federal agencies to identify cultural resources that may be affected by actions involving federal lands, funds, or permitting actions.

The significance of the resources must be evaluated using established criteria outlined at 36 CFR 60.4, as described below. If a resource is determined to be a historic property, Section 106 of the NHPA requires that effects of the undertaking on the resource be determined. A historic property is:

...any prehistoric or historic district, site, building, structure or object included in, or eligible for inclusion in the National Register of Historic Places, including artifacts, records, and material remains related to such a property (NHPA Sec. 301[5]).

Section 106 of the NHPA prescribes specific criteria for determining whether an undertaking would adversely affect an historic property, as defined in 36 CFR 800.5. An impact is significant when the following occurs to prehistoric or historic archaeological sites, structures, or objects that are National Register of Historic Places (NRHP) listed, or eligible for NRHP listing:

- physical destruction or damage to all or part of the property;
- alteration of a property;

- removal of the property from its historic location;
- change of the character of the property's use or of physical features within the property's setting that contribute to its historic significance;
- introduction of visual, atmospheric, or audible elements that diminish the integrity of the property's significant historic features; and
- neglect of a property that causes its deterioration; and the transfer, lease, or sale of the property.

If it is determined that a historic property will be adversely affected by implementation of a proposed action, prudent and feasible measures to avoid or reduce adverse impacts must be taken. The State Historic Preservation Officer (SHPO) must be provided an opportunity to review and comment on these measures prior to implementation of the proposed action.

National Register of Historic Places

The eligibility of a resource for listing in the NRHP is determined by evaluating the resource using criteria defined in 36 CFR 60.4 as follows:

The quality of significance in American history, architecture, archaeology, and culture is present in districts, sites, buildings, structures, and objects of state and local importance that possess integrity of location, design, setting, materials, workmanship, feeling, association, and:

1. That are associated with events that have made a significant contribution to the broad patterns of our history;
2. That are associated with the lives of persons significant in our past;
3. That embody the distinctive characteristics of a type, period, or method of construction, or that represent the work of a master, or that possess high artistic values, or that represent a significant and distinguishable entity whose components may lack individual distinction; or
4. That has yielded, or may be likely to yield, information important to prehistory or history.

Sites younger than 50 years, unless of exceptional importance, are not eligible for listing in the NRHP. In addition to meeting at least one of the criteria outlined above, the property must also retain enough integrity to enable it to convey its historic significance. The National Register recognizes seven aspects or qualities that, in various combinations, define integrity (NPS, 1990). These seven elements of integrity are location, design, setting, materials, workmanship, feeling, and association. To retain integrity a property will always possess several, and usually most, of these aspects.

While most historic buildings and many historic archaeological properties are significant because of their association with important events, people, or styles (Criteria A, B, and C), the significance of most prehistoric and historic-period archaeological properties is usually assessed under Criterion D. This criterion stresses the importance of the information

contained in an archaeological site, rather than its intrinsic value as a surviving example of a type or its historical association with an important person or event. It places importance not on physical appearance, but rather on information potential.

State

California Environmental Quality Act

The State CEQA Guidelines recognize that a historical resource includes: (1) a resource in the California Register; (2) a resource included in a local register of historical resources, as defined in PRC Section 5020.1(k) or identified as significant in a historical resource survey meeting the requirements of PRC section 5024.1(g); and (3) any object, building, structure, site, area, place, record, or manuscript which a lead agency determines to be historically significant or significant in the architectural, engineering, scientific, economic, agricultural, educational, social, political, military, or cultural annals of California by the lead agency, provided the lead agency's determination is supported by substantial evidence in light of the whole record.

If a lead agency determines that an archaeological site is a historical resource, the provisions of PRC Section 21084.1 and CCR Section 15064.5 apply. If an archaeological site does not meet the criteria for an historical resource contained in the State CEQA Guidelines, then the site may be treated in accordance with the provisions of PRC Section 21083, as a unique archaeological resource. As defined in Section 21083.2 a "unique" archaeological resource is an archaeological artifact, object, or site, about which it can be clearly demonstrated that without merely adding to the current body of knowledge, there is a high probability that it meets any of the following criteria:

- contains information needed to answer important scientific research questions and there is a demonstrable public interest in that information;
- has a special and particular quality such as being the oldest of its type or the best available example of its type; or
- is directly associated with a scientifically recognized important prehistoric or historic event or person.

The State CEQA Guidelines note that if an archaeological resource is neither a unique archaeological nor a historical resource, the effects of the project on those resources shall not be considered a significant effect on the environment (CCR Section 15064.5(c)(4)).

California Register of Historical Resources

The California Register is "an authoritative listing and guide to be used by State and local agencies, private groups, and citizens in identifying the existing historical resources of the State and to indicate which resources deserve to be protected, to the extent prudent and feasible, from substantial adverse change" (PRC Section 5024.1[a]). The criteria for eligibility for the California Register are based upon National Register of Historic Places criteria (PRC Section 5024.1[b]). Certain resources are determined by the statute to be

automatically included in the California Register, including California properties formally determined eligible for, or listed in, the National Register.

To be eligible for the California Register, a prehistoric or historic-period property must be significant at the local, State, and/or federal level under one or more of the following four criteria:

1. Is associated with events that have made a significant contribution to the broad patterns of California's history and cultural heritage;
2. Is associated with the lives of persons important in our past;
3. Embodies the distinctive characteristics of a type, period, region, or method of construction, or represents the work of an important creative individual, or possesses high artistic values; or
4. Has yielded, or may be likely to yield, information important in prehistory or history.

A resource eligible for the California Register must meet one of the criteria of significance described above and retain enough of its historic character or appearance (integrity) to be recognizable as a historical resource and to convey the reason for its significance.

Additionally, the California Register consists of resources that are listed automatically and those that must be nominated through an application and public hearing process. The California Register automatically includes the following:

- California properties listed on the National Register and those formally determined to be eligible for the National Register,
- California Registered Historical Landmarks from No. 770 onward, and
- those California Points of Historical Interest that have been evaluated by the Office of Historic Preservation and have been recommended to the State Historical Commission for inclusion on the California Register.

Other resources that may be nominated to the California Register include:

- historic resources with a significance rating of Category 3 through 5 (those properties identified as eligible for listing in the National Register, the California Register, and/or a local jurisdiction register);
- individual historic resources;
- historic resources contributing to historic districts; and
- historic resources designated or listed as local landmarks, or designated under any local ordinance, such as an historic preservation overlay zone.

Paleontological Resources: California Public Resources Code

The PRC protects paleontological resources through Section 5097.5 which prohibits "knowing and willful" excavation, removal, destruction, injury, and defacement of any paleontological feature on public lands (lands under state, county, city, district, or public

authority jurisdiction, or the jurisdiction of a public corporation), except where the agency with jurisdiction has granted permission.

Local

Numerous California cities and counties have adopted ordinances, regulations and policies for the protection of archaeological and paleontological resources.

7.5.5.2 Potential Impacts

Would the project:

Issues (and Supporting Information Sources):	Potentially Significant Impact	Less Than Significant With Mitigation Incorporated	Less Than Significant Impact	No Impact
a) Cause a substantial adverse change in the significance of a historical resource as defined in §15064.5?	<input checked="" type="checkbox"/>	<input type="checkbox"/>	<input type="checkbox"/>	<input type="checkbox"/>
b) Cause a substantial adverse change in the significance of an archaeological resource as defined in §15064.5?	<input checked="" type="checkbox"/>	<input type="checkbox"/>	<input type="checkbox"/>	<input type="checkbox"/>
c) Directly or indirectly destroy a unique paleontological resource or site or unique geologic feature?	<input checked="" type="checkbox"/>	<input type="checkbox"/>	<input type="checkbox"/>	<input type="checkbox"/>
d) Disturb any human remains, including those interred outside of formal cemeteries?	<input checked="" type="checkbox"/>	<input type="checkbox"/>	<input type="checkbox"/>	<input type="checkbox"/>

7.5.5.3 Impacts and Mitigation

Some of the potential impacts discussed in this section relate to the construction and operation and maintenance of possible new or upgraded toxicity controls. Even though the possibility that any given discharger would choose to implement a specific toxicity control as a method of complying with the Provisions is a speculative possibility, and therefore toxicity controls are not considered to be reasonably foreseeable methods of compliance, this information is included for purposes of informing decision makers and the public of any possible effects that may result from the Provisions, however unlikely.

Potential Impacts from Monitoring

Monitoring is not expected to have an impact on cultural resources (items a-d). No mitigation is required.

Potential Impacts from Structural Control Construction

If a discharger chooses to implement a structural control, the construction related activities would mostly occur in currently developed areas where ground disturbance has previously occurred. Because these areas are already developed it is unlikely that construction activities would cause a substantial adverse change to historical, archeological, or cultural resources, destroy paleontological resources, or disturb human remains. Depending, however, on the location of facilities, potential impacts to cultural resources or tribal cultural resources could occur (items a-d). Paleontological resources can be found in areas containing fossil-bearing formations. Archaeological resources have been found within urbanized areas. Historic, archeological, and cultural resources have also been found within urbanized areas. The site- specific presence or absence of these resources is unknown because the specific locations for compliance methods would be determined by responsible agencies at the project level.

Installation of these systems could result in minor ground disturbances, which could impact cultural resources if they are sited in locations containing these resources and where disturbances have not previously occurred.

None of the facility upgrade projects reviewed identified any direct impacts to cultural resources. However, there is always the potential that previously undiscovered resources will be encountered during earth disturbing activities. Inclusion of the following mitigation measures should reduce potential impacts to less than significant:

- Accidental Discovery - If paleontological or historic or prehistoric archaeological resources (such as chipped or ground stone, large quantities of shell, historic debris, building foundations, or human bone) are inadvertently discovered during ground disturbing activities, no further construction should be permitted within 100 feet of the find until a qualified paleontologist or archaeologist can assess the significance of the find and prepare an avoidance, evaluation, or recovery plan. Such a plan may involve resource avoidance, or could include recovery and archival research.
- Discovery of Human Remains - In the event that human remains are encountered during construction activities, the project proponent should comply with Section 15064.5 (e) (1) of the CEQA Guidelines and PRC Section 7050.5. All project-related ground disturbance in the vicinity of the human remains should be halted until the county coroner has been notified. If the coroner determines that the remains are Native American, the coroner should notify the Native American Heritage Commission (NAHC) to identify the most likely descendants of the deceased Native Americans. Project- related ground disturbance in the vicinity of the find shall not resume until the process detailed in Section 15064.5 (e) has been completed.

Potential Impacts from Operation and Maintenance Activities

Operation and maintenance activities (O/M) from the installation of toxicity controls would

not result in an impact to cultural resources (items a-d). O/M may occur inside buildings, or within previously developed areas. In addition, O/M would not be expected to lead to ground disturbing activities, beyond existing conditions. Therefore, no impact is expected.

Summary

The installation of structural controls could result in potentially significant environmental effects with regard to cultural resources. Measures, however, can be applied to reduce and/or eliminate these impacts, as generally described above. These measures are within the responsibility and jurisdiction of the agencies approving or carrying out the individual projects and can or should be adopted by them. The State Water Board does not direct which compliance measures are chosen nor the mitigation measures employed. The State Water Board does, however, recommend that appropriate measures be applied to reduce or avoid potential environmental impacts. Therefore, these impacts could be significant.

7.5.6 Geology and Soils

7.5.6.1 Regulatory Background

Federal

Federal Earthquake Hazards Reduction Act

In October 1997, the U.S. Congress passed the National Earthquake Hazards Reduction (NEHR) Act to “reduce the risks to life and property from future earthquakes in the United States through the establishment and maintenance of an effective earthquake hazards and reduction program.” To accomplish this, the act established the National Earthquake Hazards Reduction Program (NEHRP). This program was significantly amended in November 1990 by the NEHR Act, which refined the description of agency responsibilities, program goals, and objectives.

NEHRP’s mission includes improved understanding, characterization, and prediction of hazards and vulnerabilities; improvement of building codes and land use practices; risk reduction through post earthquake investigations and education; development and improvement of design and construction techniques; improvement of mitigation capacity; and accelerated application of research results. The NEHR Act designates the Federal Emergency Management Agency (FEMA) as the lead agency of the program and assigns it several planning, coordinating, and reporting responsibilities. Other NEHR Act agencies include the National Institute of Standards and Technology, National Science Foundation, and the United State Geological Survey (USGS).

State

Alquist-Priolo Earthquake Fault Zoning Act

The Alquist-Priolo Earthquake Fault Zoning Act was passed by the California Legislature to mitigate the hazard of surface faulting to structures. The act’s main purpose is to

prevent the construction of buildings used for human occupancy on the surface trace of active faults. The act addresses only the hazard of surface fault rupture and is not directed toward other earthquake hazards. Local agencies must regulate most development in fault zones established by the State Geologist. Before a project can be permitted in a designated Alquist- Priolo Fault Study Zone, cities and counties must require a geologic investigation to demonstrate that proposed buildings would not be constructed across active faults.

California Seismic Hazards Mapping Act

The California Seismic Hazards Mapping Act of 1990 (PRC Sections 2690–2699.6) addresses seismic hazards other than surface rupture, such as liquefaction and induced landslides. The Seismic Hazards Mapping Act specifies that the lead agency for a project may withhold development permits until geologic or soils investigations are conducted for specific sites and mitigation measures are incorporated into plans to reduce hazards associated with seismicity and unstable soils.

National Pollutant Discharge Elimination System Permit (NPDES)

The State Water Board administers regulations and permitting for the USEPA (55 CFR 47990) for pollution generated from storm water under the National Pollutant Discharge Elimination System (NPDES). The nine Regional Water Boards implement the State Water Board's jurisdiction and require that an operator of any construction activities with ground disturbances of 1.0 acre or more obtain a General Permit through the NPDES Storm Water Program. The General Permit requires that the implementations of BMPs be employed to reduce sedimentation into surface waters and control erosion. The preparation of a SWPPP addresses control of water pollution that includes the effects of sediments in the water during construction activities. These elements are further explained within Section 7.6.9, Hydrology and Water Quality.

California Building Standards Code

The State of California provides minimum standards for building design through the California Building Standards Code (CBC) (California Code of Regulations [CCR], Title 24). Where no other building codes apply, Chapter 29 regulates excavation, foundations, and retaining walls. The CBC also applies to building design and construction in the state and is based on the International Building Code (IBC) used widely throughout the country (generally adopted on a state-by-state or district-by-district basis). The CBC has been modified for California conditions with numerous more detailed and/or more stringent regulations.

7.5.6.2 Potential Impacts

Would the project:

Issues (and Supporting Information Sources):	Potentially Significant Impact	Less Than Significant With Mitigation Incorporated	Less Than Significant Impact	No Impact
a) Expose people or structures to potential substantial adverse effects, including the risk of loss, injury, or death involving:				
i) Rupture of a known earthquake fault, as delineated in the most recent Alquist-Priolo Earthquake Fault Zoning Map issued by the State Geologist for the area or based on other substantial evidence of a known fault? Refer to Division of Mines & Geology Special Publication 42.	<input type="checkbox"/>	<input type="checkbox"/>	<input checked="" type="checkbox"/>	<input type="checkbox"/>
ii) Strong seismic ground shaking?	<input type="checkbox"/>	<input type="checkbox"/>	<input checked="" type="checkbox"/>	<input type="checkbox"/>
iii) Seismic-related ground failure, including liquefaction?	<input type="checkbox"/>	<input type="checkbox"/>	<input checked="" type="checkbox"/>	<input type="checkbox"/>
iv) Landslides?	<input type="checkbox"/>	<input type="checkbox"/>	<input checked="" type="checkbox"/>	<input type="checkbox"/>
b) Result in substantial soil erosion or the loss of topsoil?	<input checked="" type="checkbox"/>	<input type="checkbox"/>	<input type="checkbox"/>	<input type="checkbox"/>
c) Be located on a geologic unit or soil that is unstable, or that would become unstable as a result of the project, and potentially result in on- or off-site landslide, lateral spreading, subsidence, liquefaction, or collapse?	<input checked="" type="checkbox"/>	<input type="checkbox"/>	<input type="checkbox"/>	<input type="checkbox"/>
d) Be located on expansive soils, as defined in Table 18-1-B of the Uniform Building Code (1994), creating substantial risks to life or property?	<input checked="" type="checkbox"/>	<input type="checkbox"/>	<input type="checkbox"/>	<input type="checkbox"/>
e) Have soils incapable of adequately supporting the use of septic tanks or alternate wastewater disposal systems where sewers are not available for the disposal of wastewater?	<input type="checkbox"/>	<input type="checkbox"/>	<input type="checkbox"/>	<input checked="" type="checkbox"/>

7.5.6.3 Impacts and Mitigation

Some of the potential impacts discussed in this section relate to the construction and operation and maintenance of possible new or upgraded toxicity controls. Even though the possibility that any given discharger would choose to implement a specific toxicity control as a method of complying with the Provisions is a speculative possibility, and therefore toxicity controls are not considered to be reasonably foreseeable methods of compliance, this information is included for purposes of informing decision makers and the public of any possible effects that may result from the Provisions, however unlikely.

Potential Impacts from Monitoring

Monitoring is not expected to directly cause geological impacts nor impacts to soils (items

First Revised Draft Staff Report: Establishment ~~Part [X]~~ of the Water Quality Control Plan for Inland Surface Waters, Enclosed Bays, and Estuaries of California; and ~~—~~ Toxicity Provisions.

a-e). No mitigation is required.

Potential Impacts from Structural Control Construction

No construction of a toxicity control is anticipated to expose people or structures to substantial adverse effects from geologic hazards (item a).

Construction of a structural control could result in substantial erosion (item b), create geologic instability (item c), or be located in expansive soils (item d). Of the project-specific environmental documents reviewed, the facility upgrade projects identified a range of potential impacts related to geology and soils from no impact to less than significant with mitigation. Most of the agencies conducted geotechnical studies prior to their environmental impact analyses and others required a geotechnical study prior to construction. Those that conducted geotechnical studies were able to make more “no impact” determinations based on those studies.

To the extent that construction occurs in areas subject to geologic hazards, such as, ground shaking, liquefaction, liquefaction-induced hazards, or landslides, geotechnical studies prepared as part of the pre-design process would identify site-specific soil and subsurface conditions and specify design features that would keep potential seismic related impacts within acceptable levels. Compliance with existing regulations, building codes, and standards specifications would also keep potential impacts within acceptable levels. The most appropriate measure for potential fault rupture hazards is avoidance (e.g., building setbacks), as most surface faulting is confined to a relatively narrow zone a few feet to tens of feet wide (California Geological Survey 2002). To the extent that construction activities causes an increase in erosion, typical established best management practices would be used during implementation to minimize offsite sediment runoff or deposition. Construction sites are required to retain sediments on site. A less than significant impact is anticipated after these measures are taken.

To the extent that construction activities could result in ground instability, potential impacts could be avoided or mitigated through mapping, to site facilities away areas with unsuitable soils or steep slopes; design and installation in compliance with existing regulations; standard specifications and building codes; ground improvements such as soil compaction; and groundwater level monitoring to ensure stable conditions. A less than significant impact is anticipated after these measures are taken.

To the extent that any soil is disturbed during construction, standard construction techniques, including but not limited to, shoring, piling, and soil stabilization can alleviate any potential impacts. Prior to earthwork, a geotechnical study should be conducted to evaluate geology and soil conditions. A less than significant impact is anticipated after these measures are taken.

Facilities that treat or discharge wastewater would need to be located in areas where soil is adequate for treatment and/or disposal of wastewater or where they have access to adequate treatment facility resources. No impact from the Provisions.

Potential Impacts from Operation and Maintenance Activities

Operation and maintenance activities (O/M) from the installation of toxicity controls would not result in an impact to geology and soils (items a-e). O/M may occur inside buildings, or within previously developed area. In addition, O/M would not be expected to lead to ground disturbing activities or affect the use of septic systems (item e). Therefore, no impact is expected.

Summary

The installation of structural controls could result in potentially significant environmental effects with regard to geology and soils. However, measures can be applied to reduce and/or eliminate these impacts, as described above. These measures are within the responsibility and jurisdiction of the agencies approving or carrying out the individual projects and can or should be adopted by them. The State Water Board does not direct which compliance measures are chosen nor the mitigation measures employed. The State Water Board does, however, recommend that appropriate measures be applied to reduce or avoid potential environmental impacts. Therefore, these impacts could be significant.

7.5.7 Greenhouse Gas Emissions

General scientific consensus and increasing public awareness regarding global warming and climate change have placed new focus on the CEQA review process as a means to address the effects of greenhouse gas emissions from proposed projects on climate change.

Global warming refers to the recent and ongoing rise in global average temperature near Earth's surface. It is caused mostly by increasing concentrations of greenhouse gases in the atmosphere. Global warming is causing climate patterns to change. Global warming itself, however, represents only one aspect of climate change.

Climate change refers to any significant change in the measures of climate lasting for an extended period of time. In other words, climate change includes major changes in temperature, precipitation, or wind patterns, among other effects, that occur over several decades or longer.

Increases in the concentrations of greenhouse gases in the Earth's atmosphere are thought to be the main cause of human-induced climate change. Greenhouse gases naturally trap heat by impeding the exit of infrared radiation that results when incoming ultraviolet solar radiation is absorbed by the Earth and re-radiated as infrared radiation. The principal greenhouse gases associated with anthropogenic emissions are carbon dioxide, methane, nitrous oxide, sulfur hexafluoride, perfluorocarbon, nitrogen trifluoride, and hydrofluorocarbon (Health and Safety Code, § 38505, subdivision (g); CEQA Guidelines, § 15364.5). Water vapor is also an important greenhouse gas, in that it is responsible for trapping more heat than any of the other greenhouse gases. Water vapor, however, is not a greenhouse gas of concern with respect to anthropogenic activities and emissions. Each of the principal greenhouse gases associated with anthropogenic climate

warming has a long atmospheric lifetime (one year to several thousand years). In addition, the potential heat trapping ability of each of these gases vary significantly from one another. Methane for instance is 23 times more potent than carbon dioxide, while sulfur hexafluoride is 22,800 times more potent than carbon dioxide (Intergovernmental Panel on Climate Change 2007). Conventionally, greenhouse gases have been reported as “carbon dioxide equivalents.” Carbon dioxide equivalents take into account the relative potency of non-carbon dioxide greenhouse gases and convert their quantities to an equivalent amount of carbon dioxide so that all emissions can be reported as a single quantity.

The primary man-made processes that release these greenhouse gases include: (1) burning of fossil fuels for transportation, heating and electricity generation, which release primarily carbon dioxide; (2) agricultural practices, such as livestock grazing and crop residue decomposition and application of nitrogen fertilizers, that release methane and nitrous oxide; and (3) industrial processes that release smaller amounts of high global warming potential gases.

In 2005, Executive Order S-3-05 proclaimed that California is vulnerable to the effects of climate change. To combat those concerns, the Executive Order established a long-range greenhouse gas reduction target of 80percent below 1990 levels by 2050.

Subsequently, Assembly Bill (AB) 32, the California Global Warming Solutions Act of 2006 (Chapter 488, Statutes of 2006, enacting § 38500-38599 of the Health and Safety Code) was signed. AB 32 requires California to reduce statewide greenhouse gas emissions to 1990 levels by 2020. AB 32 directed the California Air Resources Board to develop and implement regulations that reduce statewide greenhouse gas emissions.

Executive Order B-30-15 and Senate Bill (SB) 32 (Chapter 249, Statutes of 2016, enacting § 38566 of the Health and Safety Code) extended the goals of Ab 32 and set a goal of reducing emissions 40 percent from 1990 levels.

The Climate Change Scoping Plan approved by the California Air Resources Board in December 2017, outlines the State’s plan to achieve the greenhouse gas reductions required in AB 32 and SB 32.

SB 97, signed in August 2007 (Chapter 185, Statutes of 2007, enacting § 21083.05 and 21097 of the Public Resources Code), acknowledges that climate change is a prominent environmental issue that requires analysis under CEQA. This bill directed the Office of Planning and Research to prepare, develop, and transmit guidelines for the feasible mitigation of greenhouse gas emissions or the effects of greenhouse gas emissions to the California Resources Agency.

Office of Planning and Research developed a technical advisory suggesting relevant ways to address climate change in CEQA analyses. The technical advisory also lists potential mitigation measures, describes useful computer models, and points to other important resources. In addition, amendments to CEQA guidelines implementing SB 97 became effective on March 18, 2010.

7.5.7.1 Potential Impacts

Would the project:

Issues (and Supporting Information Sources):	Potentially Significant Impact	Less Than Significant With Mitigation Incorporated	Less Than Significant Impact	No Impact
a) Generate greenhouse gas emissions, either directly or indirectly, that may have a significant impact on the environment?	<input checked="" type="checkbox"/>	<input type="checkbox"/>	<input type="checkbox"/>	<input type="checkbox"/>
b) Conflict with any applicable plan, policy or regulation of an agency adopted for the purpose of reducing the emissions of greenhouse gases?	<input type="checkbox"/>	<input type="checkbox"/>	<input type="checkbox"/>	<input checked="" type="checkbox"/>

7.5.7.2 Impacts and Mitigation

Some of the potential impacts discussed in this section relate to the construction and operation and maintenance of possible new or upgraded toxicity controls. Even though the possibility that any given discharger would choose to implement a specific toxicity control as a method of complying with the Provisions is a speculative possibility, and therefore toxicity controls are not considered to be reasonably foreseeable methods of compliance, this information is included for purposes of informing decision makers and the public of any possible effects that may result from the Provisions, however unlikely.

Potential Impacts from Monitoring

Monitoring involves the possible use of vehicles to and from the sample location, and to the laboratory. The monitoring requirements in the Provisions are not expected to cause a significant increase in greenhouse gas emissions for the same reasons outlined in Section 7.5.3.3 above. The impacts of greenhouse gas emissions resulting from the implementation of the Provisions are considered less than significant (items a and b). No mitigation is required.

Potential Impacts from Structural Control Construction

The operation of construction equipment would generate greenhouse gas emissions over baseline conditions (item a). Greenhouse gas emissions due to construction equipment would be short-term and therefore would not significantly increase greenhouse gas levels in the environment. Greenhouse gas levels are not expected to rise significantly since mitigation measures are available to reduce greenhouse gas emissions due to construction activities.

The California Department of Water Resources has developed a set of BMPs to reduce greenhouse gas emissions from California Department of Water Resources construction

and maintenance activities (California Department of Water Resources 2012). These BMPs can be used and/or modified to fit specific situations by the implementing agencies to reduce greenhouse gas emissions from their activities:

- BMP 1. Evaluate project characteristics, including location, project work flow, site conditions, and equipment performance requirements, to determine whether specifications of the use of equipment with repowered engines, electric drive trains, or other high efficiency technologies are appropriate and feasible for the project or specific elements of the project.
- BMP 2. Evaluate the feasibility and efficacy of performing on-site material hauling with trucks equipped with on-road engines.
- BMP 3. Ensure that all feasible avenues have been explored for providing an electrical service drop to the construction site for temporary construction power. When generators must be used, use alternative fuels, such as propane or solar, to power generators to the maximum extent feasible.
- BMP 4. Evaluate the feasibility and efficacy of producing concrete on-site and specify that batch plants be set up on-site or as close to the site as possible.
- BMP 5. Evaluate the performance requirements for concrete used on the project and specify concrete mix designs that minimize greenhouse gas emissions from cement production and curing while preserving all required performance characteristics.
- BMP 6. Minimize idling time by requiring that equipment be shut down after five minutes when not in use (as required by the State airborne toxics control measure [Title 13, § 2485 of the CCR]). Provide clear signage that posts this requirement for workers at the entrances to the site and provide a plan for the enforcement of this requirement.
- BMP 7. Maintain all construction equipment in proper working condition and perform all preventative maintenance. Required maintenance includes compliance with all manufacturer's recommendations, proper upkeep and replacement of filters and mufflers, and maintenance of all engine and emissions systems in proper operating condition. Maintenance schedules shall be detailed in an Air Quality Control Plan prior to commencement of construction.
- BMP 8. Implement tire inflation program on jobsite to ensure that equipment tires are correctly inflated. Check tire inflation when equipment arrives on-site and every two weeks for equipment that remains on-site. Check vehicles used for hauling materials off-site weekly for correct tire inflation. Procedures for the tire inflation program shall be documented in an Air

Quality Management Plan prior to commencement of construction.

BMP 9. Develop a project specific ride share program to encourage carpools, shuttle vans, transit passes and/or secure bicycle parking for construction worker commutes.

BMP 10. Reduce electricity use in temporary construction offices by using high efficiency lighting and requiring that heating and cooling units be Energy Star compliant. Require that all contractors develop and implement procedures for turning off computers, lights, air conditioners, heaters, and other equipment each day at close of business.

BMP 11. For deliveries to project sites where the haul distance exceeds 100 miles and a heavy-duty class 7 or class 8 semi-truck or 53-foot or longer box type trailer is used for hauling, a SmartWay⁸ certified truck would be used to the maximum extent feasible.

The Provisions would not conflict with any plan, amendment, or regulation adopted for the purpose of reducing greenhouse gas emissions (item b). Most greenhouse gas reduction plans include replacing government owned vehicles with low or zero-emission vehicles (City of Citrus Heights 2011, California Department of Water Resources 2012, ICF International 2015, City of Pasadena 2017). Implementation of greenhouse gas reduction plans could reduce greenhouse gas emissions from activities undertaken to comply with the Provisions.

In 2007, the California Air Resources Board adopted the In-Use Off-Road Diesel Vehicle Regulation (CCR, title 13, article 4.8, chapter 9) which, when fully implemented, would significantly reduce emissions from off-road, non-agricultural, diesel vehicles with engines greater than 25 horsepower—the types of vehicles typically used in construction activities. The overall purpose of the Off-Road regulation is to reduce emissions of oxides of nitrogen (NOx) and particulate matter (PM) from off-road diesel vehicles operating within California. The regulation limits vehicle idling, requires sales disclosure requirements, and reporting and labeling requirements, and restricts adding older vehicles to a fleet. When the regulation is fully implemented, owners of fleets of off-road (non-agricultural) diesel vehicles would have to upgrade the performance of their vehicle fleets to comply with the regulation.

⁸ The U.S EPA has developed the SmartWay truck and trailer certification program to set voluntary standards for trucks and trailers that exhibit the highest fuel efficiency and emissions reductions. These tractors and trailers are outfitted at point of sale or retrofitted with equipment that significantly reduces fuel use and emissions including idle reduction technologies, improved aerodynamics, automatic tire inflation systems, advanced lubricants, advanced powertrain technologies, and low rolling resistance tires.

The California Air Resources Board Scoping Plan (California Air Resources Board 2017) proposes a comprehensive set of actions designed to achieve the 2030 greenhouse gas emissions reductions required under SB 32. In addition, other efforts by the California Air Resources Board would reduce air pollutant emissions through 2020, including the Diesel Risk Reduction Plan (California Air Resources Board 2000). Measures in these plans would result in the accelerated phase-in of cleaner technology for virtually all of California's diesel engine fleets including trucks, buses, construction equipment, and cargo handling equipment at ports.

Potential Impacts from Operation and Maintenance Activities

Greenhouse gas emissions associated with O/M activities consist of emissions from electricity consumption, natural gas consumption, nitrogen off-gassing from process wastewater discharge, methane containing biogas, and mobile source emissions from employee commute and facility vehicular use. These O/M activities are mostly associated with POTW and industrial wastewater treatment facilities where pump stations and other machinery are utilized in the treatment process.

Passive treatment controls such as catch basins only require periodic maintenance and any greenhouse gas emissions associated with equipment use would be minimal.

All of the projects reviewed determined there would be a less than significant increase in greenhouse gas emissions related to O/M activities, except the EchoWater Project. They found that there would be a significant increase in greenhouse gas emissions, mostly related to increases in electrical use by new equipment and the emissions generated from electricity production. They identified the following measures to reduce the consumption of non-renewable energy and thereby reduce the amount of greenhouse gas emissions:

- active participation in the Sacramento Municipal Utility District (SMUD) "Greenergy" program, which allows customers to direct (for additional cost) SMUD to supply electricity from renewable sources;
- providing onsite renewable energy such as solar panels, or similar means to offset fossil fuel-powered electricity generation; or
- purchasing greenhouse gas offsets.

With the incorporation of these measures, along with those related to construction generated greenhouse gas emissions, they found that there would be a less than significant impact on the environment (items a and b).

Summary

The installation of structural controls, and in some cases O/M activities, could result in potentially significant environmental effects with regard to greenhouse gas emissions. Measures, however, can be applied to reduce and/or eliminate these impacts, as generally described above. These measures are within the responsibility and jurisdiction of the agencies approving or carrying out the individual projects and can or should be adopted by

them. The State Water Board does not direct which compliance measures are chosen nor the mitigation measures employed. The State Water Board does, however, recommend that appropriate measures be applied to reduce or avoid potential environmental impacts. Therefore, these impacts could be significant.

7.5.8 Hazards and Hazardous Materials

Hazards and hazardous materials are located throughout the urbanized portion of the state either as naturally occurring or man-made hazards. Contaminated soil and groundwater from commercial and industrial sites such as gas stations, dry cleaners, and manufacturing facilities are located throughout the state. Aboveground and underground storage tanks contain vast quantities of hazardous substances. Thousands of these tanks have leaked or are leaking, discharging petroleum fuels, solvents, and other hazardous substances into the subsurface.

These leaks as well as other discharges to the subsurface that result from inadequate handling, storage, and disposal practices can seep into the subsurface and pollute soils and groundwater. Both naturally occurring hazards and anthropogenic contaminated soils and groundwater could be encountered during construction activities. Construction and operation and maintenance of a toxicity control may also involve transporting or handling waste material that is associated with some hazard or hazardous substances.

7.5.8.1 Regulatory Background

Definition of Hazardous Material

A material is considered hazardous if it appears on a list of hazardous materials prepared by a Federal, State, or local agency, or if it has characteristics defined as hazardous by such an agency. A hazardous material is defined in Title 22 of the CCR as:

A substance or combination of substances which, because of its quantity, concentration, or physical, chemical or infectious characteristics, may either (1) cause, or significantly contribute to, an increase in mortality or an increase in serious irreversible, or incapacitating reversible, illness; or (2) pose a substantial present or potential hazard to human health or environment when improperly treated, stored, transported or disposed of or otherwise managed” (CCR, Title 22, Section 66260.10).

Federal

Resource Conservation and Recovery Act

The primary Federal agency regulating the generation, transport, and disposal of hazardous substances is EPA, under the authority of the Resource Conservation and Recovery Act (RCRA). RCRA established an all-encompassing Federal regulatory program for hazardous waste that is administered in California by DTSC. Under RCRA, DTSC regulates the generation, transportation, treatment, storage, and disposal of

hazardous waste. RCRA was amended in 1984 by the Hazardous and Solid Waste Amendments of 1984, which specifically prohibits the use of certain techniques for the disposal of various hazardous waste. The Federal Emergency Planning and Community Right-to-Know Act of 1986 imposes planning requirements to help protect local communities in the event of accidental release of an extremely hazardous substance.

Clean Air Act

Regulations under the Clean Air Act (42 U.S. Code [USC] 7401 et seq. as amended) are designed to prevent accidental releases of hazardous materials. The regulations require facilities that store a threshold quantity or greater of listed regulated substances to develop a risk management plan, including hazard assessments and response programs to prevent accidental releases of listed chemicals.

Toxic Substances Control Act/Resource Conservation and Recovery Act/Hazardous and Solid Waste Act

The Federal Toxic Substances Control Act of 1976 (15 USC 2605) and the Resource Conservation and Recovery Act of 1976 (42 USC 6901 et seq.) established a program administered by the U.S. EPA for the regulation of the generation, transportation, treatment, storage, and disposal of hazardous waste. The Resource Conservation and Recovery Act was amended in 1984 by the Hazardous and Solid Waste Act, which affirmed and extended the “cradle to grave” system of regulating hazardous wastes.

U.S. Department of Transportation Hazardous Materials Transport Act

The U.S. Department of Transportation, in conjunction with the U.S. EPA, is responsible for enforcement and implementation of federal laws and regulations pertaining to transportation of hazardous materials. The Hazardous Materials Transportation Act of 1974 (49 USC 5101) directs the U.S. Department of Transportation to establish criteria and regulations regarding the safe storage and transportation of hazardous materials. Code of Federal Regulations (CFR) 49, 171–180, regulates the transportation of hazardous materials, types of material defined as hazardous, and the marking of vehicles transporting hazardous materials.

State

Safe Drinking Water and Toxics Enforcement Act

The Safe Drinking Water and Toxics Enforcement Act of 1986 (Proposition 65) identifies chemicals that cause cancer and reproductive toxicity, provides information for the public, and prevents discharge of the chemicals into sources of drinking water. Lists of the chemicals of concern are published and updated periodically. Businesses are required to notify Californians about the chemicals in products they purchase, in the workplace, or that are released to the environment. By providing this information, individuals are able to make informed decisions about protecting themselves from exposure to these chemicals.

Hazardous Waste Control Act

The Hazardous Waste Control Act created the State hazardous waste management program. It is similar to, but more stringent than, the federal Resource Conservation and Recovery Act program. The act is implemented by regulations contained in Title 26 of the CCR, which describes the following required aspects for the proper management of hazardous waste: identification and classification; generation and transportation; design and permitting of recycling treatment, storage and disposal facilities; operation of facilities and staff training; and closure of facilities and liability requirements. These regulations list more than 800 materials that may be hazardous and establish criteria for identifying, packaging, and disposing of such waste. Under the Hazardous Waste Control Act and Title 26, the generator of hazardous waste must complete a manifest that accompanies the waste from generator to transporter to the ultimate disposal location. Copies of the manifest must be filed with the DTSC.

7.6.8.2 Potential Impacts

Would the project:

Issues (and Supporting Information Sources):	Potentially Significant Impact	Less Than Significant With Mitigation Incorporated	Less Than Significant Impact	No Impact
a) Create a significant hazard to the public or the environment through the routine transport, use, or disposal of hazardous materials?	<input checked="" type="checkbox"/>	<input type="checkbox"/>	<input type="checkbox"/>	<input type="checkbox"/>
b) Create a significant hazard to the public or the environment through reasonably foreseeable upset and accident conditions involving the release of hazardous materials into the environment?	<input checked="" type="checkbox"/>	<input type="checkbox"/>	<input type="checkbox"/>	<input type="checkbox"/>
c) Emit hazardous emissions or handle hazardous or acutely hazardous materials, substances, or waste within ¼ mile of an existing or proposed school?	<input type="checkbox"/>	<input type="checkbox"/>	<input type="checkbox"/>	<input checked="" type="checkbox"/>
d) Be located on a site which is included on a list of hazardous materials sites compiled pursuant to Government Code §65962.5 and, as a result, would it create a significant hazard to the public or to the	<input type="checkbox"/>	<input type="checkbox"/>	<input checked="" type="checkbox"/>	<input type="checkbox"/>
e) For a project located within an airport land use plan or, where such a plan has not been adopted, within two miles of a public airport or a public use airport, would the project result in a safety hazard for people residing or working in the project area?	<input type="checkbox"/>	<input type="checkbox"/>	<input checked="" type="checkbox"/>	<input type="checkbox"/>
f) For a project within the vicinity of a private airstrip, would the project result in a safety hazard for people residing or working in the project area?	<input type="checkbox"/>	<input type="checkbox"/>	<input checked="" type="checkbox"/>	<input type="checkbox"/>
g) Impair implementation of or physically interfere with an adopted emergency response plan or emergency evacuation plan?	<input checked="" type="checkbox"/>	<input type="checkbox"/>	<input type="checkbox"/>	<input type="checkbox"/>
h) Expose people or structures to a significant risk of loss, injury, or death involving wildland fires, including where wildlands are adjacent to urbanized areas or where residences are intermixed with	<input type="checkbox"/>	<input checked="" type="checkbox"/>	<input type="checkbox"/>	<input type="checkbox"/>

7.5.8.2 Impacts and Mitigation

Some of the potential impacts discussed in this section relate to the construction and operation and maintenance of possible new or upgraded toxicity controls. Even though the possibility that any given discharger would choose to implement a specific toxicity control as a method of complying with the Provisions is a speculative possibility, and therefore toxicity controls are not considered to be reasonably foreseeable methods of compliance, this information is included for purposes of informing decision makers and the public of any possible effects that may result from the Provisions, however unlikely.

Potential Impacts from Monitoring

Proper safety precautions must be observed when collecting wastewater samples. Wastewater workers can be exposed to wastewater pathogens and toxins through several pathways.

Exposure can be prevented by taking basic safety measure that include:

- respiratory exposure - face shield and masks protect from droplets and aerosols
- dermal exposure - gloves and hand hygiene protect from direct contact
- surface (fomite) exposure - barriers between skin and surfaces protect from wastewater and plant equipment contact

Dischargers, or contractors engaged to conduct sampling for dischargers, should have some sort of risk management plan or safety management program that identifies the equipment, maintenance, inspection, and training associated with the procedures used in collecting wastewater samples. Adherence to these plans and/or programs should reduce the risk of exposure to less than significant levels. In addition, collection of wastewater samples already occurs in compliance with various programs and requirements. The Provisions would not lead to a significant increase in exposure to dischargers or contractors collecting wastewater samples.

The wastewater samples that are collected and transported are not classified as hazardous waste and do not pose the same risk to the public that hazardous waste does. No special disposal is required for water or test organisms from non-toxic samples or for the controls. These samples are simply poured down the drain. For samples that test positive for a specific pollutant or toxicity of unknown origin, the samples are poured into the appropriate evaporation drum. The amount of precipitate left behind is so minute that it will take decades for any appreciable amount of material to accumulate in the drums (pers. comm., AquaScience).

Therefore, any increase in the amount of sampling required due to the Provisions will not cause any significant increase in hazards to the public or the environment through the routine transport, use, or disposal of hazardous materials (item a), or through reasonably foreseeable upset and accident conditions that would lead to the release of hazardous materials in the environment (item b). No mitigation required.

Potential Impacts from Structural Control Construction

Both naturally occurring hazards and anthropogenic contaminated soils and groundwater could be encountered during construction activities. Construction may also involve transporting or handling waste material that is associated with some hazard or hazardous substances.

To the extent that construction activities could involve work with or near hazards or hazardous materials (item a and b), potential risks of exposure can be alleviated with proper handling and storage procedures. The health and safety plan prepared for any project should address potential effects from cross contamination and worker exposure to contaminated soils and water and should include a plan for temporary storage, transportation and disposal of contaminated soils and water. Compliance with the requirements of California Occupational Health and Safety Administration and local safety regulations during construction would prevent any worksite accidents or accidents involving the release of hazardous materials into the environment, which could harm the public, nearby residents and sensitive receptors such as schools. Sites can be properly protected with fencing and signs to prevent accidental health hazards. To the extent that construction could interfere with emergency response or evacuation plans, traffic control plans should be used to manage traffic through installation zones.

Overall, the five facility upgrade projects reviewed identified a range of potential impacts related to hazards and hazardous materials from no impact to less than significant with mitigation. Site specific measures to implement BMPS to prevent contamination of surface and groundwater and to remove hazardous materials where possible could reduce or eliminate any significant impacts.

No toxicity controls or treatment systems should emit hazardous emission near any school (item c). Construction may take place in a site with hazardous materials (item d), however proper management practices can be used to create a less than significant hazard to the public or the environment. No methods of compliance will foreseeably affect the operation of airports (item e and f), or risk of wildland fires (item h).

Potential Impacts from Operation and Maintenance Activities

Some of the possible toxicity controls identified in Chapter 6 require the use of chemicals such as chlorine gas and sodium hypochlorite. These and other hazardous materials are routinely transported, stored and used at various treatment facilities.

Overall, the five projects reviewed by the State Water Board determined that they would not create a significant hazard to the public or the environment through the routine transport, use, or disposal of hazardous materials, nor would they create a significant hazard to the public or the environment through reasonably foreseeable upset and accident conditions involving the likely release of hazardous materials into the environment because comprehensive procedures and plans are in place, are followed, and will continue to be adhered with to prevent the release of hazardous materials onsite.

In the case of the EchoWater Project, changing from gas (chlorine gas and sulfur dioxide) to liquid (sodium hypochlorite and sodium bisulfate) processing for disinfection and de-chlorination would reduce the potential for exposure of people and the environment to hazardous chemicals.

Summary

The installation of structural controls could result in potentially significant environmental effects with regard to hazards and hazardous material (item a, b, and g). Measures, however, can be applied to reduce and/or eliminate these impacts, as generally described above. These measures are within the responsibility and jurisdiction of the agencies approving or carrying out the individual projects and can or should be adopted by them. The State Water Board does not direct which compliance measures are chosen nor the mitigation measures employed. The State Water Board does, however, recommend that appropriate measures be applied to reduce or avoid potential environmental impacts. Therefore, these impacts could be significant.

7.5.9 Hydrology and Water Quality

7.5.9.1 Potential Impacts

Would the project:

Issues (and Supporting Information Sources):	Potentially Significant Impact	Less Than Significant With Mitigation Incorporated	Less Than Significant Impact	No Impact
a) Violate any water quality standards or waste discharge requirements?	<input type="checkbox"/>	<input type="checkbox"/>	<input checked="" type="checkbox"/>	<input type="checkbox"/>
b) Substantially deplete groundwater supplies or interfere substantially with groundwater recharge such that there would be a net deficit in aquifer volume or a lowering of the local groundwater table level (e.g., the production rate of pre-existing nearby wells would drop to a level which would not support existing land uses or planned uses for which permits have been granted)?	<input type="checkbox"/>	<input type="checkbox"/>	<input type="checkbox"/>	<input checked="" type="checkbox"/>
c) Substantially alter the existing drainage pattern of the site or area, including through the alteration of the course of a stream or river, in a manner which would result in substantial erosion or siltation on- or off-site?	<input checked="" type="checkbox"/>	<input type="checkbox"/>	<input type="checkbox"/>	<input type="checkbox"/>
d) Substantially alter the existing drainage pattern of the site or area, including through the alteration of the course of a stream or river, or substantially increase the rate or amount of surface runoff in a manner which would result in flooding on- or off-site?	<input checked="" type="checkbox"/>	<input type="checkbox"/>	<input type="checkbox"/>	<input type="checkbox"/>
e) Create or contribute runoff water which would exceed the capacity of existing or planned storm water drainage systems or provide substantial additional sources of polluted runoff?	<input type="checkbox"/>	<input type="checkbox"/>	<input type="checkbox"/>	<input checked="" type="checkbox"/>
f) Otherwise substantially degrade water quality?	<input checked="" type="checkbox"/>	<input type="checkbox"/>	<input type="checkbox"/>	<input type="checkbox"/>
g) Place housing within a 100-year flood hazard area as mapped on a federal Flood Hazard Boundary or Flood Insurance Rate Map or other flood hazard delineation map?				
h) Place within a 100-year flood hazard area structures which would impede or redirect flood flows?	<input type="checkbox"/>	<input type="checkbox"/>	<input type="checkbox"/>	<input checked="" type="checkbox"/>
i) Expose people or structures to a significant risk of loss, injury, or death involving flooding, including flooding as a result of the failure of a levee or dam?	<input type="checkbox"/>	<input type="checkbox"/>	<input type="checkbox"/>	<input checked="" type="checkbox"/>
j) Inundation by seiche, tsunami, or mudflow?	<input type="checkbox"/>	<input type="checkbox"/>	<input type="checkbox"/>	<input checked="" type="checkbox"/>

7.6.9.2 Impacts and Mitigation

Some of the potential impacts discussed in this section relate to the construction and operation and maintenance of possible new or upgraded toxicity controls. Even though the possibility that any given discharger would choose to implement a specific toxicity control as a method of complying with the Provisions is a speculative possibility, and therefore toxicity controls are not considered to be reasonably foreseeable methods of compliance, this information is included for purposes of informing decision makers and the public of any possible effects that may result from the Provisions, however unlikely.

Potential Impacts from Monitoring

Monitoring will not adversely affect hydrology or water quality. In fact, the Provisions provide a mechanism for detecting toxicity and initiating a series of steps to identify the toxicant and develop corrective actions which will protect water quality. No mitigation required.

Potential Impacts from Structural Control Construction

Construction-related activities could cause temporary exceedances of receiving water quality objectives or other adverse effects to beneficial uses (item a). The potential for temporary construction-related contaminant discharges to cause exceedances of water quality objectives and adverse effects to beneficial uses would be less than significant with the implementation of management practices and controls to avoid and minimize potential adverse construction-related water quality effects, as described in more detail below.

Construction activities could involve earthwork such as grading, excavation, trenching, backfilling, hauling, compaction, and could include extensive soil borrow and disposal activities. Additionally, underground piping, conduits and galleries could be constructed. Construction also could involve paving, lighting, drainage, reinforced concrete, steel structures, delivery of construction materials and supplies to the site, and off-hauling of demolished and excavated material. Typical construction activities would require all terrain vehicles, ~~fork-lifts~~ forklifts, cranes, pick-up and fuel trucks, compressors, loaders, backhoes, excavators, dozers, scrapers, pavement compactors, welders, concrete pumps and concrete trucks, and off-road haul trucks.

Construction also would require temporary staging areas for storage of construction materials, fuels, equipment, and vehicles.

As a result of the extensive disturbance, the construction sites would be exposed to potential for soil erosion and runoff of construction-related contaminants and soil from seasonal rainfall (item c, d and f). Graded and exposed soils also can be compacted by heavy machinery, resulting in reduced infiltration of rainfall and runoff, thus increasing the rate of runoff of contaminants, or increasing offsite erosion and sedimentation into offsite receiving waters. Potential construction-related contaminant discharges and water quality effects include increased concentrations and loading of organic matter, nutrients (nitrogen and phosphorus), and other remnant historical contaminants that may be contained in the

soil (e.g., trace metals, pesticides). Deep excavations for foundations and trenches may encounter shallow groundwater requiring site dewatering, which also can result in discharge of suspended sediment, turbidity, or other contaminants. Construction activities also would be anticipated to involve the storage, transport, handling, and use of a variety of hazardous substances and non-hazardous materials that may adversely affect surface and groundwater quality if discharged in stormwater runoff or directly to water bodies. Typical construction-related contaminants include petroleum products for refueling and maintenance of machinery (e.g., fuel, oils, solvents), concrete, paints and other coatings, cleaning agents, debris and trash, and human wastes.

Construction activities also involve the potential for accidental spills of hazardous materials stored and used for construction.

A Water Pollution Control Plan (WPCP) should be prepared for construction activities on one acre of land or less. If the project involves land disturbance of an area in excess of one acre, coverage should be sought under the State Water Board's NPDES Construction General Permit (Order No. 2009-0009-DWQ/NPDES Permit No. CAS000002 and all amendments). The Construction General Permit requires the preparation of a Stormwater Pollution Prevention Plan (SWPPP).

The WPCP and/or SWPPP prepared for a project should describe the BMPs to be used to avoid and minimize potential adverse construction-related water quality effects. Construction designs, drawings, and contracts for construction activities should refer to and accommodate the requirements of the WPCP/SWPPP. All water quality, erosion, and sediment control measures included in the WPCP/SWPPP should be implemented as specified. The WPCP/SWPPP also should identify responsibilities of construction contractors for implementation and inspection of BMPs, and training elements for the personnel responsible for installation and maintenance of the BMPs.

Plan measures may include, but are not limited to, the following general categories of BMPs that have proven successful at reducing adverse water quality effects:

- Waste Management and Spill Prevention and Response: Waste management BMPs are designed to minimize exposure of waste materials at all construction sites and staging areas such as waste collection and disposal practices, containment and protection of wastes from wind and rain, and equipment cleaning measures. Spill prevention and response BMPs involve planning, equipment, and training for personnel for emergency event response.
- Erosion and Sedimentation Control: Erosion control BMPs are designed to prevent erosion processes or events including scheduling work to avoid rain events, stabilizing exposed soils; minimize offsite sediment runoff; remove sediment from onsite runoff before it leaves the site; and slow runoff rates across construction sites. Identification of appropriate temporary and long-term seeding, mulching, and other erosion control measures as necessary. Sedimentation BMPs are designed to minimize offsite sediment runoff once erosion has

occurred involving drainage controls, perimeter controls, detention/sedimentation basins, or other containment features.

- Good Housekeeping and Non-Stormwater Discharge Management: Good housekeeping BMPs are designed to reduce exposure of construction sites and materials storage to stormwater runoff including truck tire tracking control facilities; equipment washing; litter and construction debris; and designated refueling and equipment inspection/maintenance practices. Non-stormwater discharge management BMPs involve runoff measures for contaminants not directly associated with rain or wind including vehicle washing and street cleaning operations.
- Construction Site Dewatering and Pipeline Testing: Dewatering BMPs involve actions to prevent discharge of contaminants present in dewatering of groundwater during construction, discharges of water from testing of pipelines or other facilities, or the indirect erosion that may be caused by dewatering discharges.
- BMP Inspection and Monitoring: Identification of clear objectives for evaluating compliance with WPCP and/or SWPPP provisions, and specific BMP inspection and monitoring procedures, environmental awareness training, contractor and agency roles and responsibilities, reporting procedures, and communication protocols.

With implementation of these measures, potential impacts to water quality from construction related activities should be reduced to a less-than-significant level.

Potential Impacts from Operation and Maintenance Activities

The State Water Board expects that any future changes to O/M activities as a result of facility upgrades will also have a less than significant impact on hydrology and water quality. O/M activities after construction would be similar to O/M activities before construction. By installing a toxicity control, water quality is expected to improve by the reduction in toxicity entering water.

The Provisions would establish water quality standards, to be implemented through waste discharge requirements (WDRs), waivers of WDRs, or Certifications and therefore would not violate any water quality standards or WDRs (item a) or otherwise degrade water quality (item f). The Provisions would not increase the use of ground water (item b), and would not increase groundwater recharge (item b). The Provisions would not place housing or other structures within a 100-year flood hazard area (item g and h), nor would it expose people and structures to a significant risk of loss, injury, or death by flooding, seiche, tsunami, or mudflow (item i and j)

Summary

The installation of structural controls could result in potentially significant environmental effects with regard to hydrology and water quality. Measures, however, can be applied to reduce and/or eliminate these impacts, as generally described above. These measures are within the responsibility and jurisdiction of the agencies approving or carrying out the individual projects and can or should be adopted by them. The State Water Board does not direct which compliance measures are chosen nor the mitigation measures employed. The State Water Board does, however, recommend that appropriate measures be applied to reduce or avoid potential environmental impacts. Therefore, these impacts could be significant.

7.5.10 Land Use and Planning

7.5.10.1 Potential Impacts

Would the project:

Issues (and Supporting Information Sources):	Potentially Significant Impact	Less Than Significant With Mitigation Incorporated	Less Than Significant Impact	No Impact
a) Physically divide an established community?	<input type="checkbox"/>	<input type="checkbox"/>	<input type="checkbox"/>	<input checked="" type="checkbox"/>
b) Conflict with any applicable land use plan, policy, or regulation of an agency with jurisdiction over the project (including, but not limited to, the general plan, specific plan, local coastal program, or zoning ordinance) adopted for the purpose of avoiding or mitigating an environmental effect?	<input type="checkbox"/>	<input type="checkbox"/>	<input type="checkbox"/>	<input checked="" type="checkbox"/>
c) Conflict with any applicable habitat conservation plan or natural community conservation plan?	<input type="checkbox"/>	<input type="checkbox"/>	<input type="checkbox"/>	<input checked="" type="checkbox"/>

7.5.10.2 Impacts and Mitigation

Some of the potential impacts discussed in this section relate to the construction and operation and maintenance of possible new or upgraded toxicity controls. Even though the possibility that any given discharger would choose to implement a specific toxicity control as a method of complying with the Provisions is a speculative possibility, and therefore toxicity controls are not considered to be reasonably foreseeable methods of compliance, this information is included for purposes of informing decision makers and the public of any possible effects that may result from the Provisions, however unlikely.

The Provisions would not physically divide an established community nor conflict with any applicable habitat conservation plan or natural community conservation plan (item a, b, and c). On the remote chance that measures will need to be taken to establish controls for a toxicant, the existing facilities should already be in compliance with existing land use

plans. Any upgrades that may be required are also not expected to conflict with any land use plans. No mitigation required.

7.5.11 Mineral Resources

7.5.11.1 Potential Impacts

Would the project:

Issues (and Supporting Information Sources):	Potentially Significant Impact	Less Than Significant With Mitigation Incorporated	Less Than Significant Impact	No Impact
a) Result in the loss of availability of a known mineral resource that would be of future value to the region and the residents of the State?	<input type="checkbox"/>	<input type="checkbox"/>	<input checked="" type="checkbox"/>	<input type="checkbox"/>
b) Result in the loss of availability of a locally-important mineral resource recovery site delineated on a local general plan, specific plan, or other land use plan?	<input type="checkbox"/>	<input type="checkbox"/>	<input checked="" type="checkbox"/>	<input type="checkbox"/>

7.5.11.2 Impacts and Mitigation

Some of the potential impacts discussed in this section relate to the construction and operation and maintenance of possible new or upgraded toxicity controls. Even though the possibility that any given discharger would choose to implement a specific toxicity control as a method of complying with the Provisions is a speculative possibility, and therefore toxicity controls are not considered to be reasonably foreseeable methods of compliance, this information is included for purposes of informing decision makers and the public of any possible effects that may result from the Provisions, however unlikely.

The Provisions will not have significant impact on mineral resources (item a and b). Any mineral resources that may occur within areas where new or upgraded treatment controls may be needed will have already been made unavailable by the existence of the current land uses and related infrastructure. Implementation of the Provisions will not further impact any potential mineral resources. No mitigation required.

7.5.12 Noise and Vibration

7.5.12.1 Background

Noise

California Health and Safety Code section 46022 defines noise as “excessive undesirable sound, including that produced by persons, pets and livestock, industrial equipment, construction, motor vehicles, boats, aircraft, home appliances, electric motors, combustion

engines, and any other noise-producing objects". The degree to which noise can affect the human environment range from levels that interfere with speech and sleep (annoyance and nuisance) to levels that cause adverse health effects (hearing loss and psychological effects). Human response to noise is subjective and can vary greatly from person to person. Factors that influence individual response include the intensity, frequency, and pattern of noise; the amount of background noise present before the intruding noise; and the nature of work or human activity that is exposed to the noise source.

Sound results from small and rapid changes in atmospheric pressure. These cyclical changes in pressure propagate through the atmosphere and are often referred to as sound waves. The greater the amount of variation in atmospheric pressure (amplitude) leads to a greater loudness (sound level). Sound levels are most often measured on a logarithmic scale of decibels (dB).

The decibel scale compresses the audible acoustic pressure levels which can vary from 20 micropascals (μPa), the threshold of hearing and reference pressure (0 dB), to 20 million μPa , the threshold of pain (120 dB) (Air & Noise Compliance 2006). Table 7- 4 provides examples of noise levels from common sounds.

To determine ambient (existing) noise levels, noise measurements are usually taken using various noise descriptors. The following are brief definitions of typical noise measurements:

Community Noise Equivalent Level

The community noise equivalent level is an average sound level during a 24-hour day. The community noise equivalent level noise measurement scale accounts for noise source, distance, single-event duration, single-event occurrence, frequency, and time of day. Humans react to sound between 7:00 p.m. and 10:00 p.m. as if the sound were actually 5 decibels higher than if it occurred from 7:00 a.m. to 7:00 p.m. From 10:00 p.m. to 7:00 a.m., humans perceive sound as if it were 10 dBA higher than if it occurred from 7:00 a.m. to 7:00 p.m. due to the lower background noise level. Hence, the community noise equivalent level noise measurement scale is obtained by adding an additional 5 decibels to sound levels in the evening from 7:00 p.m. to 10:00 p.m., and 10 A-weighted decibels (dBA) to sound levels in the night after 10:00 p.m. and before 7:00 a.m. Because community noise equivalent level accounts for human sensitivity to sound, the community noise equivalent level 24-hour figure is always a higher number than the actual 24-hour average.

Equivalent Noise Level

Equivalent noise level is the average noise level on an energy basis for any specific time period. The equivalent noise level for 1 hour is the energy average noise level during the hour. The average noise level is based on the energy content (acoustic energy) of the sound. Equivalent noise level can be thought of as the level of a continuous noise that has the same energy content as the fluctuating noise level. The equivalent noise level is expressed in units of dBA.

Sound Exposure Level

Sound exposure level is a measure of the cumulative sound energy of a single event. This means that louder events have greater sound exposure level than quieter events. Additionally, events that last longer have greater sound exposure level than shorter events.

Table 7-3. Common Sound Levels

Outdoor Sound Levels	Sound Pressure (μPa)	Sound Level A-Weighted decibels (dBA)	Indoor Sound Level
	6,324,555	110	Rock Band at 5 m
Jet Over-flight at 300m		105	
	2,000,000	100	Inside NY Subway Train
Gas Lawn Mower at 1m		95	
	632,456	90	Food Blender at 1m
Diesel Truck at 15m		85	
Noisy Urban Area (daytime)	200,000	80	Garbage Disposal at 1m
		75	Shouting
Gas Lawn Mower at 30m	63,246	70	Vacuum Cleaner at 3m
Suburban Commercial Area		65	Normal Speech at 1m
	20,000	60	
Quiet Urban Area (daytime)		55	Quiet Conversation at 1m
	6,325	50	Dishwasher in Adjacent Room
Quiet Urban Area (nighttime)		45	
	2,000	40	Empty Theater or Library
Quiet Suburb (nighttime)		35	
	632	30	Quiet Bedroom at Night
Quiet Rural Area (nighttime)		25	Empty Concert Hall
Rustling Leaves	200	20	
		15	Broadcast and Recording Studios
	63	10	
		5	
Reference Pressure Level	20	0	Threshold of Hearing

Source: Air & Noise Compliance 2006.

Audible Noise Changes

Studies have shown that the smallest perceptible change in sound level for a person with normal hearing sensitivity is approximately 3 decibels. A change of at least 5 decibels would be noticeable and likely would evoke a community reaction. A 10-decibel increase is subjectively heard as a doubling in loudness and would most certainly cause a community response. Noise levels decrease as the distance from the noise source to the receiver increases. Noise generated by a stationary noise source, or “point source,” would decrease by approximately 6 decibels over hard surfaces and 9 decibels over soft surfaces for each doubling of the distance. For example, if a noise source produces a noise level of 89 dBA at a reference distance of 50 feet, then the noise level would be 83 dBA at a distance of 100 feet from the noise source, 77 dBA at a distance of 200 feet, and so on over hard surfaces. Generally, noise is most audible when traveling along direct line-of-sight. Barriers, such as walls, berms, or buildings that break the line-of-sight between the source and the receiver greatly reduce noise levels from the source because sound can reach the receiver only by bending over the top of the barrier (diffraction). Sound barriers can reduce sound levels by up to 20 dBA. If a barrier, however, is not high or long enough to break the line-of-sight from the source to the receiver, its effectiveness is greatly reduced.

Sensitive Receptors

Land uses that are considered sensitive to noise impacts are referred to as “sensitive receptors.” Noise-sensitive receptors consist of, but are not limited to, schools, religious institutions, residences, libraries, parks, hospitals, and other care facilities.

Vibration

In contrast to airborne noise, ground-borne vibration is not a common environmental problem. It is unusual for vibration from sources such as buses and trucks to be perceptible, even in locations close to major roads. Some common sources of groundborne vibration are trains, buses on rough roads, and construction activities such as blasting, pile-driving and operating heavy earth-moving equipment. The effects of ground-borne vibration include feelable movement of the building floors, rattling of windows, shaking of items on shelves or hanging on walls, and rumbling sounds. In extreme cases, the vibration can cause damage to buildings. A vibration level that causes annoyance would be well below the damage threshold for normal buildings.

The background vibration velocity level in residential areas is usually 50 VdB or lower, well below the threshold of perception for humans which is around 65 VdB. Most perceptible indoor vibration is caused by sources within buildings such as operation of mechanical equipment, movement of people or slamming of doors. Typical outdoor sources of perceptible ground-borne vibration are construction equipment, steel-wheeled trains, and traffic on rough roads. If the roadway is smooth, the vibration from traffic is rarely perceptible. The range of interest is from approximately 50 VdB to 100 VdB. Background vibration is usually well below the threshold of human perception and is of concern only

when the vibration affects very sensitive manufacturing or research equipment. Electron microscopes and high-resolution lithography equipment are typical of equipment that is highly sensitive to vibration.

7.5.12.2 General Setting

Noise

Existing noise environments will vary considerably based on the diversity of land uses and densities. In most urban environments automobile, truck, and bus traffic is the major source of noise. Traffic generally produces background sound levels that remain fairly constant with time. Individual high-noise-level events that can occur from time to time include honking horns, sirens, operation of construction equipment, and travel of noisy vehicles like trucks or buses. Air and rail traffic and commercial and industrial activities are also major sources of noise in some areas. In addition, air conditioning and ventilating systems contribute to the noise levels in residential areas, particularly during the summer months.

Regulatory Background

The no longer extant California Office of Noise Control, California Department of Health Services developed guidelines showing a range of noise standards for various land use categories in the 1976 Noise Element Guidelines. These guidelines are now found in Appendix C of the State of California General Plan Guidelines (Governor's Office of Planning and Research 2003). Cities within the state have generally incorporated this compatibility matrix into their General Plan noise elements. These guidelines are meant to maintain acceptable noise levels in a community setting based on the type of land use. Noise compatibility by different types of land uses is a range from "Normally Acceptable" to "Clearly Unacceptable" levels. The guidelines are used by cities within the state to help determine the appropriate land uses that could be located within an existing or anticipated ambient noise level.

Some of the reasonably foreseeable methods of compliance have the potential to affect noise levels. Noise within counties and cities are regulated by noise ordinances, which are found in the municipal code of the jurisdiction. These noise ordinances limit intrusive noise and establish sound measurements and criteria, minimum ambient noise levels for different land use zoning classifications, sound emission levels for specific uses, hours of operation for certain activities (such as construction and trash collection), standards for determining noise deemed a disturbance of the peace, and legal remedies for violations.

Vibration

Major sources of groundborne vibration would typically include trucks and buses operating on surface streets, and freight and passenger train operations. The most significant sources of construction-induced groundborne vibrations are pile driving and blasting – neither of which would be involved in the installation or maintenance of structural implementation alternatives. Currently, the state of California has no vibration regulations

or guidelines.

7.5.12.3 Potential Impacts

Would the project result in:

Issues (and Supporting Information Sources):	Potentially Significant Impact	Less Than Significant With Mitigation Incorporated	Less Than Significant Impact	No Impact
a) Exposure of persons to, or generation of, noise levels in excess of standards established in the local general plan or noise ordinance, or applicable standards of other agencies?	<input checked="" type="checkbox"/>	<input type="checkbox"/>	<input type="checkbox"/>	<input type="checkbox"/>
b) Exposure of persons to, or generation of, excessive groundborne vibration or groundborne noise levels?	<input checked="" type="checkbox"/>	<input type="checkbox"/>	<input type="checkbox"/>	<input type="checkbox"/>
c) A substantial permanent increase in ambient noise levels in the project vicinity above levels existing without the project?	<input type="checkbox"/>	<input type="checkbox"/>	<input checked="" type="checkbox"/>	<input type="checkbox"/>
d) A substantial temporary or periodic increase in ambient noise levels in the project vicinity above levels existing without the project?	<input checked="" type="checkbox"/>	<input type="checkbox"/>	<input type="checkbox"/>	<input type="checkbox"/>
e) For a project located within an airport land use plan or, where such a plan has not been adopted, within two miles of a public airport or public use airport, would the project expose people residing in or working in the project area to excessive noise levels?	<input type="checkbox"/>	<input type="checkbox"/>	<input checked="" type="checkbox"/>	<input type="checkbox"/>
f) For a project within the vicinity of a private airstrip, would the project expose people residing in or working in the project area to excessive noise levels?	<input type="checkbox"/>	<input type="checkbox"/>	<input checked="" type="checkbox"/>	<input type="checkbox"/>

7.5.12.4 Impacts and Mitigation

Some of the potential impacts discussed in this section relate to the construction and operation and maintenance of possible new or upgraded toxicity controls. Even though the possibility that any given discharger would choose to implement a specific toxicity control as a method of complying with the Provisions is a speculative possibility, and therefore toxicity controls are not considered to be reasonably foreseeable methods of compliance, this information is included for purposes of informing decision makers and the public of any possible effects that may result from the Provisions, however unlikely.

Potential Impacts from Monitoring

The monitoring requirements in the Provisions are not expected to cause a significant increase in noise or vibration for the same reasons outlined in Section 7.5.3.3 above. In particular, the staggering of sample collection times—with the Water Boards determining when calendar months begin and end—and the potential to combine sample collection trips for toxicity and individual constituents is expected to further reduce additional vehicle miles traveled and therefore associated noise and vibration from traffic and vehicle use. Furthermore, several dischargers currently use onsite laboratories to determine compliance with toxicity limitations, and it is expected that they would continue to do so to meet the requirements under the Provisions. Lastly, some dischargers that do not possess reasonable potential would not be required to conduct routine monitoring under the Provisions, thereby possibly substantially reducing, or entirely eliminating vehicular impacts related to toxicity monitoring altogether. The impacts of noise and vibration resulting from the implementation of the Provisions are considered less than significant. No mitigation required.

Potential Impacts from Structural Control Construction

Construction activities would not cause a permanent increase in ambient noise levels. All construction activities would be intermittent. The remaining thresholds may be exceeded for limited durations depending on the location and ambient noise levels at sites construction of structural controls (item a, b, and d).

Increases in noise levels during construction would vary depending on the existing ambient levels at each site. Once a site has been selected, project-level analysis to determine noise impacts would involve: (i) identifying sensitive receptors within a quarter-mile vicinity of the site, (ii) characterizing existing ambient noise levels at these sensitive receptors, (iii) determining noise levels of any and all installation equipment, and (iv) adjusting values for distance between noise source and sensitive receptor. In addition, the potential for increased noise levels due to the construction of structural controls is limited and short-term. These short-term noise impacts can be mitigated by implementing commonly-used noise abatement procedures, standard construction techniques such as sound barriers, mufflers and employing restricted hours of operation. Applicable and appropriate mitigation measures could be evaluated when specific projects are determined, depending upon proximity of construction activities to receptors.

Overall, noise levels are governed primarily by the noisiest pieces of equipment. For most construction equipment the engine is the dominant noise source. Typical maximum noise emission levels (L_{max}) are summarized, based on construction equipment operating at full power at a reference distance of 50 feet, and an estimated equipment usage factor based on experience with other similar installation projects. The usage factor is a fraction that accounts for the total time during an eight-hour day in which a piece of installation equipment is producing noise under full power. Although the noise levels in Table 7 - 5 represent typical values, there can be wide fluctuations in the noise emissions of similar equipment based on two important factors: (1) the operating condition of the equipment

(e.g., age, presence of mufflers and engine cowlings); and (2) the technique used by the equipment operator (aggressive vs. conservative).

Table 7-4. Typical Instillation Equipment Noise Emissions

Equipment	Maximum Noise Level, (dBA) 50 feet from source	Equipment Usage Factor	Total 8-hr L _{eq} exposure (dBA) at various distances 50ft 100ft	
Foundation Installation			83	77
Concrete Truck	82	0.25	76	70
Front Loader	80	0.3	75	69
Dump Truck	71	0.25	65	59
Generator to vibrate concrete	82	0.15	74	68
Vibratory Hammer	86	0.25	80	74
Equipment Installation			83	77
Flatbed Truck	78	0.15	70	64
Forklift	80	0.27	74	69
Large Crane	85	0.5	82	76

Source: Los Angeles Water Board 2007

Contractors and equipment manufacturers have been addressing noise problems for many years, and through design improvements, technological advances, and a better understanding of how to minimize exposures to noise, noise effects can be minimized. An operations plan for the specific construction and/or maintenance activities could be developed to address the variety of available measures to limit the impacts from noise to adjacent homes and businesses. To minimize noise and vibration impacts at nearby sensitive sites, installation activities should be conducted during daytime hours to the extent feasible. There are a number of measures that can be taken to reduce intrusion without placing unreasonable constraints on the installation process or substantially increasing costs. These include noise and vibration monitoring to ensure that contractors take all reasonable steps to minimize impacts when near sensitive areas; noise testing and inspections of equipment to ensure that all equipment on the site is in good condition and effectively muffled; and an active community liaison program. A community liaison program should keep residents informed about installation plans, so they can plan around noise or vibration impacts; it should also provide a conduit for residents to express any concerns or complaints.

The following measures would minimize noise and vibration disturbances at sensitive areas during installation:

- Use newer equipment with improved noise muffling and ensure that all equipment items have the manufacturers' recommended noise abatement measures, such as mufflers, engine covers, and engine vibration isolators intact and operational. Newer equipment will generally be quieter in operation than older equipment. All installation equipment should be inspected at periodic intervals to ensure proper maintenance and presence of noise control devices (e.g., mufflers and shrouding).
- Perform all installation in a manner to minimize noise and vibration. Use installation methods or equipment that will provide the lowest level of noise and ground vibration impact near residences and consider alternative methods that are also suitable for the soil condition. The contractor should select installation processes and techniques that create the lowest noise levels.
- Perform noise and vibration monitoring to demonstrate compliance with the noise limits. Independent monitoring should be performed to check compliance in particularly sensitive areas. Require contractors to modify and/or reschedule their installation activities if monitoring determines that maximum limits are exceeded at residential land uses.
- Conduct truck loading, unloading and hauling operations so that noise and vibration are kept to a minimum by carefully selecting routes to avoid going through residential neighborhoods to the greatest possible extent. Ingress and egress to and from the staging area should be on collector streets or higher street designations (preferred).
- Turn off idling equipment.
- Temporary noise barriers shall be used and relocated, as practicable, to protect sensitive receptors against excessive noise from installation activities. Consider mitigation measures such as partial enclosures around continuously operating equipment or temporary barriers along installation boundaries.
- The installation contractor should be required by contract specification to comply with all local noise and vibration ordinances and obtain all necessary permits and variances.

These and other measures can be classified into three distinct approaches as outlined in Table 7 - 5.

Table 7-5. Noise Abatement Measures

Type of Control	Description
Source Control	<i>Time Constraints</i> – Prohibiting work during sensitive nighttime hours <i>Scheduling</i> – performing noisy work during less sensitive time periods <i>Equipment Restrictions</i> – restricting the type of equipment used <i>Substitute Methods</i> –using quieter equipment when possible <i>Exhaust Mufflers</i> – ensuring equipment have quality mufflers installed <i>Lubrication and Maintenance</i> – well maintained equipment is quieter <i>Reduced Power Operation</i> – use only necessary power and size <i>Limit equipment on-site</i> – only have necessary equipment onsite <i>Noise Compliance Monitoring</i> – technician on-site to ensure compliance
Path Control	<i>Noise barriers</i> – semi-portable or portable concrete or wooden barriers <i>Noise curtains</i> – flexible intervening curtain systems hung from supports <i>Increased distance</i> – perform noisy activities further away from receptors
Receptor Control	<i>Community participation</i> –open dialog to involve affected parties
Source: Adapted from Thalheimer 2000	

Increases in ambient noise levels are expected to be less than significant once measures have been properly applied to reduce potential impacts.

Potential Impacts from Operation and Maintenance Activities

The Provisions is not a project located within an airport land use plan (item e) or in the vicinity of a private airstrip (item f).

Structural pollution control measures for POTWs and industrial facilities often require the use of noise generating equipment such as pumps and aeration blowers. Backup generators are commonly maintained onsite in case of power failures. Vehicle use required for O/M activities also generates noise. Other types of structural controls (i.e., catchment basins) do not generate any noise.

Operation and maintenance of toxicity controls are not expected to an increase in noise or vibration on temporary and permanent bases (items a, b, c, and d). Noise levels related to O/M activities were determined to not appreciably increase above ambient noise levels for the five projects reviewed by the State Water Board. Generally, noise levels generated from existing equipment were the same as those generated from new equipment. Also, noise generated from operational vehicle trips was determined to be less than significant. No mitigation was required for potential noise impacts due to O/M activities.

Summary

The installation of structural controls could result in potentially significant environmental effects with regard to noise and vibration. Measures, however, can be applied to reduce and/or eliminate these impacts, as generally described above. These measures are within the responsibility and jurisdiction of the agencies approving or carrying out the individual projects and can or should be adopted by them. The State Water Board does not direct which compliance measures are chosen nor the mitigation measures employed. The State Water Board does, however, recommend that appropriate measures be applied to reduce or avoid potential environmental impacts. Therefore, these impacts could be significant.

7.5.13 Populations and Housing

7.5.13.1 Potential Impacts

Would the project:

Issues (and Supporting Information Sources):	Potentially Significant Impact	Less Than Significant With Mitigation Incorporated	Less Than Significant Impact	No Impact
a) Induce substantial population growth in an area either directly (e.g., by proposing new homes and businesses) or indirectly (e.g., through extension of roads or other infrastructure)?	<input type="checkbox"/>	<input type="checkbox"/>	<input type="checkbox"/>	<input checked="" type="checkbox"/>
b) Displace substantial numbers of existing housing, necessitating the construction of replacement housing elsewhere?	<input type="checkbox"/>	<input type="checkbox"/>	<input type="checkbox"/>	<input checked="" type="checkbox"/>
c) Displace substantial numbers of people, necessitating the construction of replacement housing elsewhere?	<input type="checkbox"/>	<input type="checkbox"/>	<input type="checkbox"/>	<input checked="" type="checkbox"/>

7.5.13.2 Impacts and Mitigation

Some of the potential impacts discussed in this section relate to the construction and operation and maintenance of possible new or upgraded toxicity controls. Even though the possibility that any given discharger would choose to implement a specific toxicity control as a method of complying with the Provisions is a speculative possibility, and therefore toxicity controls are not considered to be reasonably foreseeable methods of compliance, this information is included for purposes of informing decision makers and the public of any possible effects that may result from the Provisions, however unlikely.

The Provisions would not affect population and housing in any way (item a, b, and c). The collection and processing of water samples required by the Provisions would not induce population growth, nor displace existing housing or people. It is not reasonably foreseeable that the construction of structural controls would affect population or housing either. Construction activities would occur at or adjacent to existing operations and it is

highly unlikely any existing housing would be affected. No mitigation required. For additional information, see “Growth- Inducing Impacts” in Section 7.7.

Compliance with the Provisions is anticipated to have no impact on population and housing.

7.5.14 Public Services

7.5.14.1 Potential Impacts

Would the project result in substantial adverse physical impacts associated with the provision of new or physically altered governmental facilities, the construction of which could cause significant environmental impacts, in order to maintain acceptable service ratios, response times or other performance objectives for any of the public services:

Issues (and Supporting Information Sources):	Potentially Significant Impact	Less Than Significant With Mitigation Incorporated	Less Than Significant Impact	No Impact
a) Fire protection?	<input checked="" type="checkbox"/>	<input type="checkbox"/>	<input type="checkbox"/>	<input type="checkbox"/>
b) Police protection?	<input checked="" type="checkbox"/>	<input type="checkbox"/>	<input type="checkbox"/>	<input type="checkbox"/>
c) Schools?	<input type="checkbox"/>	<input type="checkbox"/>	<input type="checkbox"/>	<input checked="" type="checkbox"/>
d) Parks?	<input type="checkbox"/>	<input type="checkbox"/>	<input type="checkbox"/>	<input checked="" type="checkbox"/>
e) Other public facilities?	<input type="checkbox"/>	<input type="checkbox"/>	<input type="checkbox"/>	<input checked="" type="checkbox"/>

7.5.14.2 Impacts and Mitigation

Some of the potential impacts discussed in this section relate to the construction and operation and maintenance of possible new or upgraded toxicity controls. Even though the possibility that any given discharger would choose to implement a specific toxicity control as a method of complying with the Provisions is a speculative possibility, and therefore toxicity controls are not considered to be reasonably foreseeable methods of compliance, this information is included for purposes of informing decision makers and the public of any possible effects that may result from the Provisions, however unlikely.

Potential Impacts from Monitoring

The monitoring requirements in the Provisions are not expected to result in a need for new or altered fire or police protection services, or schools, parks, and other facilities (item a, b, c, d, and e). No mitigation required.

Potential Impacts from Structural Control Construction

Response times for fire and police protection may be temporarily affected during the installation of structural controls (item a and b). There is potential for temporary delays in response times of fire and police vehicles due to road closure/traffic congestion during construction. To mitigate potential delays, the responsible agencies could notify local emergency and police service providers of construction activities and road closures, if any, and coordinate with the local fire and police providers to establish alternative routes and traffic control during the installation activities. Most jurisdictions have in place established procedures to ensure safe passage of emergency and police vehicles during periods of road maintenance, construction, or other attention to physical infrastructure, and there is no evidence to suggest that installation of these structural controls would create any more significant impediments than other such typical activities. Any construction activity would be subject to applicable building and safety codes and permits. Therefore, the potential delays in response times for fire and police vehicles after mitigation are less than significant.

Potential Impacts from Operation and Maintenance Activities

The Provisions would not require the establishment of new or altered governmental facilities to provide the services outlined above. Structural controls that may need to be installed to control for toxicity are not expected to be in the vicinity of or affect the objectives for schools, parks, or other public facilities (item c, d, and e). Since the installation of structural controls would not result in development of land uses for residential, commercial, and/or industrial uses nor would these structural controls result in an increase of growth, it is reasonably foreseeable that the structural controls would not result in a need for new or altered fire or police protection services, or schools, parks, and other facilities (item a, b, c, d, and e). No mitigation required.

Summary

The installation of structural controls could result in potentially significant environmental effects with regard to fire and police response times. Measures, however, can be applied to reduce and/or eliminate these impacts, as generally described above. These measures are within the responsibility and jurisdiction of the agencies approving or carrying out the individual projects and can or should be adopted by them. The State Water Board does not direct which compliance measures are chosen nor the mitigation measures employed. The State Water Board does, however, recommend that appropriate measures be applied to reduce or avoid potential environmental impacts. Therefore, these impacts could be significant.

7.5.15 Recreation

7.5.15.1 Potential Impacts

Would the project:

Issues (and Supporting Information Sources):	Potentially Significant Impact	Less Than Significant With Mitigation Incorporated	Less Than Significant Impact	No Impact
a) Increase the use of existing neighborhood and regional parks or other recreational facilities such that substantial physical deterioration of the facility would occur or be accelerated?	<input type="checkbox"/>	<input type="checkbox"/>	<input type="checkbox"/>	<input checked="" type="checkbox"/>
b) Include recreational facilities or require the construction or expansion of recreational facilities that might have an adverse physical effect on the environment?	<input type="checkbox"/>	<input type="checkbox"/>	<input type="checkbox"/>	<input checked="" type="checkbox"/>

7.5.15.2 Impacts and Mitigation

Some of the potential impacts discussed in this section relate to the construction and operation and maintenance of possible new or upgraded toxicity controls. Even though the possibility that any given discharger would choose to implement a specific toxicity control as a method of complying with the Provisions is a speculative possibility, and therefore toxicity controls are not considered to be reasonably foreseeable methods of compliance, this information is included for purposes of informing decision makers and the public of any possible effects that may result from the Provisions, however unlikely.

The Provisions would not increase the use of parks or other recreational facilities, nor would it require their expansion in any way (item a and b). It is not reasonably foreseeable that the installation of structural controls will lead to an increase in the use of existing parks, nor lead to the construction or expansion of recreational facilities. No mitigation required.

Compliance with the Provisions is anticipated to have no impact on recreation.

7.5.16 Transportation and Traffic

7.5.16.1 Potential Impacts

Would the project:

Issues (and Supporting Information Sources):	Potentially Significant Impact	Less Than Significant With Mitigation Incorporated	Less Than Significant Impact	No Impact
a) Exceed the capacity of the existing circulation system, based on an applicable measure of effectiveness (as designated in a general plan policy, ordinance, etc.), taking into account all relevant components of the circulation system, including but not limited to intersections, streets, highways and freeways, pedestrian and bicycle paths, and mass transit?	<input checked="" type="checkbox"/>	<input type="checkbox"/>	<input type="checkbox"/>	<input type="checkbox"/>
b) Conflict with an applicable congestion management program, including, but not limited to level of service standards and travel demand measures, or other standards established by the county congestion management agency for designated roads or highways?	<input type="checkbox"/>	<input type="checkbox"/>	<input checked="" type="checkbox"/>	<input type="checkbox"/>
c) Result in a change in air traffic patterns, including either an increase in traffic levels or a change in location that results in substantial safety risks?	<input type="checkbox"/>	<input type="checkbox"/>	<input type="checkbox"/>	<input checked="" type="checkbox"/>
d) Substantially increase hazards due to a design feature (e.g., sharp curves or dangerous intersections) or incompatible uses (e.g., farm	<input type="checkbox"/>	<input type="checkbox"/>	<input type="checkbox"/>	<input checked="" type="checkbox"/>
e) Result in inadequate emergency access?	<input checked="" type="checkbox"/>	<input type="checkbox"/>	<input type="checkbox"/>	<input type="checkbox"/>
f) Conflict with adopted policies, plans, or programs supporting alternative transportation (e.g., bus turnouts, bicycle racks)?	<input type="checkbox"/>	<input type="checkbox"/>	<input type="checkbox"/>	<input checked="" type="checkbox"/>

7.5.16.2 Impacts and Mitigation

Some of the potential impacts discussed in this section relate to the construction and operation and maintenance of possible new or upgraded toxicity controls. Even though the possibility that any given discharger would choose to implement a specific toxicity control as a method of complying with the Provisions is a speculative possibility, and therefore toxicity controls are not considered to be reasonably foreseeable methods of compliance, this information is included for purposes of informing decision makers and the public of

any possible effects that may result from the Provisions, however unlikely.

Potential Impacts of Monitoring

Monitoring is not expected to cause a significant increase in traffic for the same reasons outlined in Section 7.5.3.3 above. The impacts on transportation or traffic resulting from the implementation of the Provisions are considered less than significant (item a-f). No mitigation required.

Potential Impacts from Structural Control Construction

Installation of structural controls would not result in a change in air traffic patterns or substantially increase hazards due to design features or incompatible uses, or conflict with adopted policies, plans, or programs supporting alternative transportation (item c, d, and f).

Any increase in vehicular movement due to construction is expected to be temporary and not have a significant impact due to a conflict with an applicable congestion management program (item b).

The installation of structural controls may result in additional vehicular movement or changes in the circulation systems and emergency access during construction (item a and e). These impacts would be temporary and limited in duration to the period of installation.

To the extent that site-specific projects entail excavation in roadways, such excavations should be marked, barricaded, and traffic flow controlled with signals or traffic control personnel in compliance with authorized local police or California Highway Patrol requirements. These methods would be selected and implemented by responsible local agencies considering project level concerns. Standard safety measures should be employed including fencing, other physical safety structures, signage, and other physical impediments designed to promote safety and minimize pedestrian/bicyclists accidents, as well as to provide emergency access.

In order to reduce the impact of construction traffic, implementation of a construction traffic management plan for specified facilities could be developed to minimize traffic impacts upon the local circulation system. A construction traffic management plan could address traffic control for any street closure, detour, or other disruption to traffic circulation. The plan could identify the routes that construction vehicles would use to access the site, hours of construction traffic, and traffic controls and detours. The plan could also include plans for temporary traffic control, temporary signage, location points for ingress and egress of construction vehicles, staging areas, and timing of construction activity which appropriately limits hours during which large construction equipment may be brought on or off site. Potential impacts could also be reduced by limiting or restricting hours of construction so as to avoid peak traffic times and by providing temporary traffic signals and flagging to facilitate traffic movement. It is anticipated that impacts after mitigation would be less than significant.

Potential Impacts from Operation and Maintenance Activities

O/M activities that could potentially impact traffic are usually associated with treatment facilities that require delivery and disposal of material used or generated from many of the treatments identified in Chapter 6. (e.g., chemicals, biosolids, etc.). The analyses included in the five environmental documents reviewed by the State Water Board for O/M activity impacts on traffic all determined that potential impacts would be less than significant. No mitigation was required for any of the projects.

Operation and maintenance of a toxicity control is not expected to create a change to existing transportation and traffic, and therefore associated impacts are less than significant (items a-f). No mitigation is required.

Summary

The installation of structural controls could result in potentially significant environmental effects with regard to transportation/traffic. Measures, however, can be applied to reduce and/or eliminate these impacts, as generally described above. These measures are within the responsibility and jurisdiction of the agencies approving or carrying out the individual projects and can or should be adopted by them. The State Water Board does not direct which compliance measures are chosen nor the mitigation measures employed. The State Water Board does, however, recommend that appropriate measures be applied to reduce or avoid potential environmental impacts. Therefore, these impacts could be significant.

7.5.17 Tribal and Cultural Resources

AB 52 (Gatto 2014) established a new category of resources in CEQA called Tribal Cultural Resources:

“Tribal cultural resources’ are either of the following: (1) Sites, features, places, cultural landscapes, sacred places, and objects with cultural value to a California Native American tribe that are either of the following: (A) Included or determined to be eligible for inclusion in the California Register of Historical Resources. (B) Included in a local register of historical resources as defined in subdivision (k) of Section 5020.1. (2) A resource determined by the lead agency, in its discretion and supported by substantial evidence, to be significant pursuant to criteria set forth in subdivision (c) of Section 5024.1. In applying the criteria set forth in subdivision (c) of Section 5024.1 for the purposes of this paragraph, the lead agency shall consider the significance of the resource to a California Native American tribe.” (Pub. Resources Code, § 21074)

AB 52 also established a consultation process with all California tribes on the Native American Heritage Commission List. Consultation with a California Native American tribe that has requested such consultation may assist a lead agency in determining whether the project may adversely affect tribal cultural resources, and if so, how such effects may be avoided or mitigated. AB 52 requires formal notice to California tribes of an opportunity to consult with the lead agency prior to the release of a negative declaration, mitigated negative declaration, or environmental impact report if the tribe is traditionally and

culturally affiliated with the geographic area of the proposed project.

The requirements to consider tribal cultural resources and to consult with California tribes apply to CEQA projects for which the lead agency issues a notice of preparation or a notice of intent to adopt a negative declaration or mitigated negative declaration on or after July 1, 2015. The State Water Board considers AB 52's requirements as also applying to SED.

Letters were sent via certified mail to 14 Tribes in February and March 2016, including all of the California tribes who, at the time, requested to receive AB 52 notices. All delivery receipts were received by the State Water Board by April 13, 2016. Formal consultation was requested by four tribes, the Wilton Rancheria, Ohlone/Costanoan-Esselen Nation, Wiyot Tribe, and the United Auburn Indian Community. State Water Board staff subsequently met with representatives from the tribes in separate meetings during September and October of 2016, to provide an overview of the Provisions, answer any questions, and provide an opportunity for input. None of the tribes requested any changes to the Provisions. Although the formal consultation with each of the tribes has concluded, the tribes were informed that they may continue to provide input on the project through the public participation process.

7.5.17.1 Potential Impacts

Issues (and Supporting Information Sources):

Would the project cause a substantial adverse change in the significance of a tribal resource, defined in Public Resources Code section 21074 as either a site, feature, place, cultural landscape that is geographically defined in terms of size and scope of the landscape, sacred place, or object with cultural value to a California Native American tribe, and that is:

	Potentially Significant Impact	Less Than Significant With Mitigation Incorporated	Less Than Significant Impact	No Impact
i) Listed or eligible for listing in the California Register of Historical Resources, or in a local register of historical resources as defined in Public Resources Code section 5020.1(k), or	<input checked="" type="checkbox"/>	<input type="checkbox"/>	<input type="checkbox"/>	<input type="checkbox"/>
ii) A resource determined by the lead agency, in its discretion and supported by substantial evidence, to be significant pursuant to criteria set forth in subdivision (c) of Public Resources Code section 5024.1. In applying the criteria set forth in subdivision (c) of Public Resources Code section 5024.1, the lead agency shall consider the significance of the resource to a California Native American tribe.	<input checked="" type="checkbox"/>	<input type="checkbox"/>	<input type="checkbox"/>	<input type="checkbox"/>

7.5.17.2 Impacts and Mitigation

Some of the potential impacts discussed in this section relate to the construction and operation and maintenance of possible new or upgraded toxicity controls. Even though the

possibility that any given discharger would choose to implement a specific toxicity control as a method of complying with the Provisions is a speculative possibility, and therefore toxicity controls are not considered to be reasonably foreseeable methods of compliance, this information is included for purposes of informing decision makers and the public of any possible effects that may result from the Provisions, however unlikely.

Potential Impacts of Monitoring

Monitoring is not expected to cause an impact on tribal cultural resources. No mitigation is required.

Potential Impacts from Structural Control Construction

If a discharger chooses to implement a structural control, this construction could include earth disturbing activities. The construction related activities would mostly occur in currently developed areas where ground disturbance has previously occurred. Because these areas are already developed it is unlikely that construction activities would cause a substantial adverse change to tribal cultural resources. Depending, however, on the location of facilities, potential impacts to tribal cultural resources could occur. The site-specific presence or absence of these resources is unknown because the specific locations for compliance methods would be determined by local agencies, in consultation with the Tribes, at the project level. Installation of these systems could result in minor ground disturbances, which could impact tribal cultural resources if they are sited in locations containing these resources and where disturbances have not previously occurred. If feasible, the location of the construction shall be chosen as to avoid the disturbance of known tribal cultural resources. As an already constructed and highly disturbed site, any associated soil movement and disturbance within the existing footprint of a facility is unlikely to create a significant impact to tribal cultural resources in comparison to existing baseline conditions.

In the event that excavation activities or earth disturbing activities take place in previously undisturbed areas, a cultural resources investigation shall be required prior to any substantial disturbance. The cultural resources investigation will include, at a minimum, a record search for previously identified cultural resources and previously conducted cultural resources investigations of the project parcel and vicinity. This record search should include, at a minimum, contacting the appropriate information center, such as the information centers of the California Historical Resources Information System. In coordination with the information center or a qualified archaeologist, or in coordination with tribes culturally affiliated with the geographic area of the site, a determination regarding whether previously identified cultural resources will be affected by the proposed activity must be made and if previously conducted investigations were performed. The purpose of this investigation would be to identify resources before they are affected and avoid or mitigate any significant impact.

None of the facility upgrade projects reviewed identified any direct impacts to cultural resources. However, there is always the potential that tribal cultural resources will be

encountered during earth disturbing activities. Depending on the nature of the facility, footprint, and operational activities, the potential for impacts will vary. Inclusion of the following mitigation measures should reduce potential impacts to less than significant:

- A cultural resources investigation should be conducted before any substantial disturbance. The cultural resources investigation will include, at a minimum, a record search for previously identified cultural resources, including sites, features, places, cultural landscapes, sacred places, and objects with cultural value.
- The lead agency of the project specific CEQA analysis will consider the impact of the project on tribal cultural resources and follow consultation requirements pursuant to Public Resources Code sections 21080.3.1, 21080.3.2, and 21082.3.
- Accidental Discovery - If tribal cultural resources are inadvertently discovered during ground disturbing activities, no further construction will be permitted within 100 feet of the find until a qualified archaeologist or Tribal representative can assess the significance of the find and prepare an avoidance, evaluation, or recovery plan. Such a plan may involve resource avoidance or could include recovery and archival research.
- Discovery of Human Remains - In the event that human remains are encountered during construction activities, the project proponent shall comply with Section 15064.5 (e) (1) of the CEQA Guidelines and PRC Section 7050.5. All project-related ground disturbance in the vicinity of the human remains shall be halted until the county coroner has been notified. If the coroner determines that the remains are Native American, the coroner will notify the Native American Heritage Commission (NAHC) to identify the most likely descendants of the deceased Native Americans. Project-related ground disturbance in the vicinity of the find shall not resume until the process detailed in Section 15064.5 (e) has been completed.
- Upon discovery of human remains during construction, California law protects Native American burials, skeletal remains, and associated grave goods regardless of the antiquity and provides for the sensitive treatment and disposition of those remains. (Health & Safety Code, Section 7050.5; Public Resource Code, Section 5097.9 et seq).

Potential Impacts from Operation and Maintenance Activities

Operation and maintenance activities (O/M) from the installation of toxicity controls would not result in an impact to tribal cultural resources. O/M may occur inside buildings, or within previously developed areas. In addition, O/M would not be expected to lead to ground disturbing activities, beyond existing conditions. Therefore, no impact is expected.

Summary

The construction of structural controls could result in potentially significant environmental effects with regard to tribal cultural resources. Measures, however, can be applied to reduce and/or eliminate these impacts, as generally described above. These measures are within the responsibility and jurisdiction of the agencies approving or carrying out the individual projects and can or should be adopted by them. The State Water Board does not direct which compliance measures are chosen nor the mitigation measures employed. The State Water Board does, however, recommend that appropriate measures be applied to reduce or avoid potential environmental impacts. Therefore, these impacts could be significant.

7.5.18 Utilities and Service System

7.5.18.1 Potential Impacts

Would the project:

Issues (and Supporting Information Sources):	Potentially Significant Impact	Less Than Significant With Mitigation Incorporated	Less Than Significant Impact	No Impact
a) Exceed wastewater treatment requirements of the applicable Regional Water Quality Control Board?	<input type="checkbox"/>	<input type="checkbox"/>	<input type="checkbox"/>	<input checked="" type="checkbox"/>
b) Require or result in the construction of new water or wastewater treatment facilities or expansion of existing facilities, the construction of which could cause significant environmental impacts?	<input checked="" type="checkbox"/>	<input type="checkbox"/>	<input type="checkbox"/>	<input type="checkbox"/>
c) Require or result in the construction of new storm water drainage facilities or expansion of existing facilities, the construction of which could cause significant environmental impacts?	<input checked="" type="checkbox"/>	<input type="checkbox"/>	<input type="checkbox"/>	<input type="checkbox"/>
d) Have sufficient water supplies available to serve the project from existing entitlements and resources, or are new or expanded entitlements needed?	<input type="checkbox"/>	<input type="checkbox"/>	<input type="checkbox"/>	<input checked="" type="checkbox"/>
e) Result in a determination by the wastewater treatment provider that serves or may serve the project that it has adequate capacity to serve the project's projected demand in addition to the provider's existing commitments?	<input type="checkbox"/>	<input type="checkbox"/>	<input checked="" type="checkbox"/>	<input type="checkbox"/>
f) Be served by a landfill with sufficient permitted capacity to accommodate the project's solid waste disposal needs?	<input type="checkbox"/>	<input type="checkbox"/>	<input checked="" type="checkbox"/>	<input type="checkbox"/>
g) Comply with federal, state, and local statutes and regulations related to solid waste?	<input type="checkbox"/>	<input type="checkbox"/>	<input type="checkbox"/>	<input checked="" type="checkbox"/>

7.5.18.2 Impacts and Mitigation

Some of the potential impacts discussed in this section relate to the construction and operation and maintenance of possible new or upgraded toxicity controls. Even though the possibility that any given discharger would choose to implement a specific toxicity control as a method of complying with the Provisions is a speculative possibility, and therefore toxicity controls are not considered to be reasonably foreseeable methods of compliance, this information is included for purposes of informing decision makers and the public of any possible effects that may result from the Provisions, however unlikely.

The implementation of the Provisions would not result in the development of any large residential, retail, industrial or any other development projects that would significantly increase the demand on the storm water infrastructure (item c) or require new water supply facilities (item d) or result in a change in demand for wastewater treatments (item e). Implementation of the Provisions would not result in the need for new, nor alterations of existing sewer or septic tank systems (item e). Likewise, the Provisions are not expected to exceed wastewater treatment requirements and are consistent with regulated related to solid waste (items a and g).

Potential Impacts from Monitoring

The monitoring requirements in the Provision will not have an adverse effect on utilities and service systems.

To assess the potential laboratory impacts (disposal of test water and test species) expected to occur on a routine basis from the Provisions, and the possible impact on landfills or wastewater treatment, existing monitoring requirements of the sample set of dischargers were compared to those monitoring requirements expected to result from the Provisions. Estimates of the foreseeable changes between the two were made using two monitoring parameters: number of toxicity tests and number of test chambers required.

The number of test chambers used for a given toxicity test in the sample includes replicate controls, reflects the minimum required by the methods identified in Code of Federal Regulations, title 40, section 136.3, and serves as a measure of laboratory resources and waste (e.g., test species, food, water) or U.S. EPA test method manuals.

The Provisions do not contain changes to the laboratory test methods. Therefore, this analysis assumes that the test methods and all laboratory procedures will remain unchanged.

Current toxicity requirements in the sample facilities' permits were used as the baseline of current conditions for determining impacts of the proposed toxicity provisions. Reasonable potential and most sensitive species screening calculations used in this analysis were carried out by Abt Associates Inc. using data obtained between 2006 and 2008. Test species are not defined for all dischargers, however, due to a lack of available data. Reductions in laboratory impacts were labeled "no impact," as were situations where no change in these parameters was expected.

Table 7-3 provides the results of this analysis. Eight of the 13 dischargers are expected to have possible laboratory impacts, while the remaining five dischargers are expected to have no laboratory impacts.

Table 7-6. Environmental Impacts of Provisions to Sample Facilities

Discharger	Baseline Requirements for Acute Toxicity	Baseline Requirements for Chronic Toxicity	Provisions for Acute Toxicity	Provisions for Chronic Toxicity	Laboratory Impacts
Royal Mountain King Mine	Annual tests using <i>O. mykiss</i>	Annual tests using <i>C. dubia</i> , <i>P. promelas</i> , <i>S. capricornutum</i>	No acute toxicity monitoring	Four tests using <i>S. capricornutum</i>	Decrease in laboratory resources and laboratory waste
	<u>Annual Totals:</u> 4 toxicity tests, 3 sampling trips, 112 test chambers		<u>Annual Totals:</u> 4 toxicity tests, 4 sampling trips, 96 test chambers		No Impact
Chevron, Richmond Refinery	Weekly flow-through tests using <i>O. mykiss</i>	Quarterly tests using <i>C. dubia</i>	Weekly flow-through tests using <i>O. mykiss</i>	Monthly tests (species not defined)	Possible increase in laboratory resources and laboratory waste, depending upon species
	<u>Annual Totals:</u> 56 toxicity tests 12 sampling trips 448 test chambers		<u>Annual Totals:</u> 64 toxicity tests 12 - 36 sampling trips 424 - 928 test chambers* *Dependent upon species		Possible impact
City of Davis WWTP	Monthly tests using <i>O. mykiss</i> (at two outfalls, if those outfalls discharge)	Quarterly tests using <i>C. dubia</i> , <i>P. promelas</i> , <i>S. capricornutum</i> (at two outfalls, if those outfalls discharge)	No acute toxicity monitoring	Monthly tests using <i>S. capricornutum</i>	Decrease in laboratory resources and laboratory waste
	<u>Annual Totals:</u> 24 toxicity tests 20 sampling trips 960 test chambers (Assuming discharge at both		<u>Annual Totals:</u> 12 toxicity tests 12 sampling trips 576 test chambers (Assuming discharge at both outfalls)		No impact

Discharger	Baseline Requirements for Acute Toxicity	Baseline Requirements for Chronic Toxicity	Provisions for Acute Toxicity	Provisions for Chronic Toxicity	Laboratory Impacts
Colton/San Bernardino Regional Tertiary Treatment Facility	No acute toxicity monitoring	Monthly tests using <i>C. dubia</i>	No acute toxicity monitoring	Monthly tests (species not defined)	Possible decrease in laboratory resources and laboratory waste, depending upon species
	<u>Annual Totals:</u> 12 toxicity tests 36 sampling trips 720 test chambers		<u>Annual Totals:</u> 12 toxicity tests 12 - 36 sampling trips 216 - 720 test chambers* *Dependent upon species		No impact
DWR, Warne Power Plant	No acute monitoring	Annual tests using <i>C. dubia</i> , <i>P. promelas</i> , <i>S. capricornutum</i> (at two outfalls)	No acute toxicity monitoring	Four tests in final year (species not defined; assumes two outfalls)	Possible increase in laboratory resources and laboratory waste, depending upon species
	<u>Annual Totals:</u> 6 toxicity tests 3 sampling trips 216 test chambers		<u>Annual Totals (in Final Year):</u> 8 toxicity tests 4 - 12 sampling trips 144 - 480 test chambers* *Dependent upon species		Possible impact
LACSD San Jose Creek WRP	No acute toxicity monitoring	Monthly tests, species varies; at 2 outfalls, with 3 species sensitivity screenings every 2 years	No acute toxicity monitoring	Monthly, at 2 outfalls, with <i>C. dubia</i>	Possible increase in laboratory resources and laboratory waste, depending upon species
	<u>Annual Totals (Typical Year):</u> 24 toxicity tests 36 sampling trips 432 - 1,440 test chambers*		<u>Annual Totals:</u> 24 toxicity tests 36 sampling trips 1,440 test chambers		Possible impact

Discharger	Baseline Requirements for Acute Toxicity	Baseline Requirements for Chronic Toxicity	Provisions for Acute Toxicity	Provisions for Chronic Toxicity	Laboratory Impacts
Lompoc Regional WWTP	Monthly tests using <i>P. promelas</i>	Quarterly tests using <i>S. capricornutum</i> ; 2 additional species for 1 st quarter	No acute toxicity monitoring	Monthly tests using <i>S. capricornutum</i>	Increase in laboratory resources and laboratory waste
	<u>Annual Totals (Typical Year):</u> 18 toxicity tests 12 sampling trips 192 test chambers		<u>Annual Totals:</u> 12 toxicity tests 12 sampling trips 288 test chambers		Possible impact
Pactiv Corporation, Molded Pulp Mill	Quarterly tests using <i>O. mykiss</i>	Once per permit term tests using <i>C. dubia</i> , <i>P. promelas</i> , <i>S. capricornutum</i>	No acute toxicity monitoring	Monthly tests using <i>C. dubia</i>	Increase in laboratory resources and laboratory waste
	<u>Annual Totals (Typical Year):</u> 4 toxicity tests 4 sampling trips 16 test chambers		<u>Annual Totals:</u> 12 toxicity tests 36 sampling trips 720 test chambers		Possible impact
Sacramento Regional WWTP	Weekly flow-through tests using <i>O. mykiss</i>	Monthly tests using <i>C. dubia</i> , <i>P. promelas</i> , <i>S. capricornutum</i> at three locations (effluent, upstream RW, downstream RW)	Weekly flow-through tests using <i>O. mykiss</i>	Monthly tests using <i>C. dubia</i>	Decrease in laboratory resources and laboratory waste
	<u>Annual Totals:</u> 88 toxicity tests 0 <u>36</u> sampling trips		<u>Annual Total:</u> 64 toxicity tests 0 <u>36</u> sampling trips 928 test chambers		No impact
Shell Oil, Martinez Refinery	Weekly flow-through tests using <i>O. mykiss</i>	Quarterly tests using <i>A. bahia</i>	Weekly flow-through tests using <i>O. mykiss</i>	Quarterly tests using <i>A. bahia</i>	No change in laboratory resources or laboratory waste
	<u>Annual Totals:</u> 88 toxicity tests 0 sampling trips 1,504 test chambers		<u>Annual Total:</u> 64 toxicity tests 0 sampling trips 928 test chambers		No impact

Discharger	Baseline Requirements for Acute Toxicity	Baseline Requirements for Chronic Toxicity	Provisions for Acute Toxicity	Provisions for Chronic Toxicity	Laboratory Impacts
USS-POSCO Industries	Biweekly flow-through tests using <i>O. mykiss</i>	Quarterly tests using <i>H. rufescens</i>	Biweekly flow-through tests using <i>O. mykiss</i>	Monthly tests using <i>H. rufescens</i>	Increase in laboratory resources and laboratory waste
	Annual Totals: 30 toxicity tests 4 sampling trips		Annual Totals: 38 toxicity tests 12 sampling trips 464 test chambers		Possible impact
Victor Valley Regional WWTP	Quarterly tests using <i>P. promelas</i>	Annual using <i>C. dubia</i> <i>P. promelas</i>	No acute toxicity monitoring	Monthly tests (species not defined)	Increase in laboratory resources and laboratory waste
	Annual Totals: 6 toxicity tests 6 sampling trips 116 test chambers		Annual Totals: 12 toxicity tests 12 - 36 sampling trips 216 - 720 test chambers* *Dependent upon species		Possible impact
Forestville	Monthly tests using <i>O. mykiss</i>	Annual tests using <i>P. promelas</i> , <i>C. dubia</i> , <i>S. capricornutum</i> . After SSS, may be reduced to single species	No acute toxicity monitoring	Four tests in final year (species not defined)	Possible increase in laboratory resources and laboratory waste, depending upon species
	Annual Totals 15 toxicity tests 18 sampling trips 156 test chambers		Annual Totals (in Final Year): 4 toxicity tests 4 - 12 sampling trips 96 - 240 test chambers* *Dependent upon species		Possible impact

Based upon the representative sample used in this analysis, compliance with the Provisions is anticipated to lead to a slight increase in laboratory waste and resource use, in comparison to baseline conditions, for some dischargers. Although the amount of waste and resource use may increase for a given discharger, the impacts from these limited number of facilities that could see an increase in toxicity tests are expected to be less than significant, as the quantity of lab water, test species, and test species food required for single-concentration tests is minimal overall. For example, the Lompoc Regional Waste Water Treatment Plant could experience an increase from quarterly chronic toxicity testing, which would be an increase of eight chronic toxicity tests per year. This may,

depending upon the most sensitive test species, result in an increase of over 190 test chambers per year (i.e., *S. capricornutum*). However, the overall increase may be less if, as anticipated, the facility is no longer required to conduct routine acute toxicity monitoring or has a reduction in the acute toxicity monitoring frequency under the requirements in the Provisions.

Although an increase in the number of chronic toxicity tests from the discharger's current condition may increase, the amount of test water collected from the discharge facility per year and the amount of laboratory water necessary for the controls for each individual test would be minimal. The U.S. EPA Chronic toxicity test manuals recommend about five liters of test water be collected for each chronic toxicity test and the amount of control water needed for each test is substantially less (U.S. EPA 2002b). A facility that is required to conduct monthly chronic toxicity testing would collect about 60 liters (around 16 gallons) of test water per year. The laboratory would also need to use less than one gallon of control water per year to conduct monthly chronic toxicity testing for an individual discharge facility.

Discharger-specific increases in the amount of test species and test species food would also be less than significant. A mere 10.5 grams of *Artemia* nauplii (brine shrimp larvae) is all that is required to feed four replicates and their control for a seven-day *P. promelas* larval survival and growth test. This equates to 126 grams or 4.4 ounces for a year's worth of monthly testing under the Provisions. The *C. dubia* method requires even less food, as 12 survival and reproduction tests would necessitate 92.4 milliliters or 0.02 gallons of yeast-cerophyl-trout chow and algal suspension, while *S. capricornutum* does not require any food at all. Test species quantities are expected to increase only for those dischargers that currently conduct annual, biannual or quarterly tests, as well as those that are not required to monitor toxicity at all. As current methodology requires the use of five sample concentrations, quarterly testing regimes utilizing *P. promelas*, for example, necessitate a total of 840 fish.

No special disposal is required for water or test organisms from non-toxic samples or for the controls. These samples are simply poured down the drain. For samples that test positive for a specific pollutant or toxicity of unknown origin, the samples are poured into the appropriate evaporation drum. The amount of precipitate left behind is so minute that it will take decades for any appreciable amount of material to accumulate in the drums (pers. comm., AquaScience).

Therefore, any increase in the amount of sampling required due to the Provisions will not cause any significant increase in the amount of waste material produced from the test methods employed. No mitigation required.

The small amount of waste resulting from the testing of water samples will have a less than significant impact on wastewater treatment facilities and landfill facilities (items b, f and g). No mitigation required.

Potential Impacts from Structural Control Construction

It is not expected that the provisions would result in the construction of new storm water drainage facilities or new wastewater treatment systems. However, toxicity controls that include expansion of the existing footprint, such as construction of a settling pond, could lead to expansion of existing facilities (item b and c). Construction of toxicity controls are discussed further in each of the category impacts of this Chapter and could have a potentially significant impact.

Construction of toxicity controls should be of a short duration and should have minimal impacts, and as they are in the vicinity of an existing facility and systems, any construction is expected to be served by a landfill with sufficient capacity to accommodate any associated construction waste (item f).

Potential Impacts from Operation and Maintenance Activities

The installation of structural controls and O/M activities will not adversely affect utilities and service systems. The operations and maintenance of structural controls for non-storm water NPDES dischargers is expected to occur within existing facilities, and not lead to an increase in wastewater volume. The Provisions are not anticipated to require structural control construction measures for storm water dischargers, for nonpoint source dischargers, or for other non-NPDES dischargers. Some structural controls, such as diverting runoff away from surface waters and maintaining adequate riparian buffer strips are structural controls that could possibly have an impact on stormwater systems. However, because dischargers are not anticipated to implement these controls a result of the Provisions they do not change the conclusion that the Provisions will have a less than significant impact on utilities and service systems (items b, c, and e).

Summary

The construction of structural controls could result in potentially significant environmental effects with regard to utilities and service systems. However, measures can be applied to reduce and/or eliminate these impacts, as described above. These measures are within the responsibility and jurisdiction of the agencies approving or carrying out the individual projects and can or should be adopted by them. The State Water Board does not direct which compliance measures are chosen nor the mitigation measures employed. The State Water Board does, however, recommend that appropriate measures be applied to reduce or avoid potential environmental impacts. Therefore, these impacts could be significant.

7.5.19 Mandatory Findings of Significance

Issues (and Supporting Information Sources):	Potentially Significant Impact	Less Than Significant With Mitigation Incorporated	Less Than Significant Impact	No Impact
a) Does the project have the potential to degrade the quality of the environment, substantially reduce the habitat of a fish or wildlife species, cause a fish or wildlife population to drop below self-sustaining levels, threaten to eliminate a plant or animal community, reduce the number or restrict the range of a rare or endangered plant or animal or eliminate important examples of the major periods of California history or prehistory?	<input checked="" type="checkbox"/>	<input type="checkbox"/>	<input type="checkbox"/>	<input type="checkbox"/>
b) Does the project have impacts that are individually limited, but cumulatively considerable? ("Cumulatively considerable" means that the incremental effects of a project are considerable when viewed in connection with the effects of past projects, the effects of other current projects, and the effects of probable future projects)	<input checked="" type="checkbox"/>	<input type="checkbox"/>	<input type="checkbox"/>	<input type="checkbox"/>
c) Does the project have environmental effects that will cause substantial adverse effects on human beings, either directly or indirectly?	<input checked="" type="checkbox"/>	<input type="checkbox"/>	<input type="checkbox"/>	<input type="checkbox"/>

Some of the potential impacts discussed in this section relate to the construction and operation and maintenance of possible new or upgraded toxicity controls. Even though the possibility that any given discharger would choose to implement a specific toxicity control as a method of complying with the Provisions is a speculative possibility, and therefore toxicity controls are not considered to be reasonably foreseeable methods of compliance, this information is included for purposes of informing decision makers and the public of any possible effects that may result from the Provisions, however unlikely.

- a) Does the project have the potential to degrade the quality of the environment, substantially reduce the habitat of a fish or wildlife species, cause a fish or wildlife population to drop below self-sustaining levels, threaten to eliminate a plant or animal community, reduce the number or restrict the range of a rare or endangered plant or animal or eliminate important examples of the major periods of California history or prehistory?

As discussed further in this Chapter, activities associated with monitoring (sampling trips, sample testing, and sample disposal) will either have a less than significant effect on the environment or have no impact. The construction of toxicity controls could potentially have significant environmental effects with respect to Air Quality, Agricultural and Forest Resources, Biological Resources, Cultural Resources, Greenhouse Gas Emissions, Hazards and Hazardous Materials, Hydrology and Water Quality, Noise and Vibration, Public Services, and Transportation/Traffic, Tribal Cultural Resources, and Utilities and Service Systems. However, measures can be applied to reduce and/or eliminate these

impacts. As discussed in the previous sections, O/M activities could potentially have significant environmental effects with respect to Greenhouse Gas Emissions. Measures, however, can be applied to reduce and/or eliminate these impacts. Therefore, it is not expected that the construction and operation and maintenance of toxicity controls will degrade the quality of the environment, reduce habitat, cause a fish or wildlife population to drop below self-sustaining levels, threaten to eliminate a plant or animal community, reduce the number of rare or endangered species, or eliminate important examples of California history or prehistory. However, measures to reduce or eliminate impacts are within the responsibility and jurisdiction of the agencies approving or carrying out the individual projects and can or should be adopted by them. The State Water Board does not direct which compliance measures are chosen nor the mitigation measures employed. The State Water Board does, however, recommend that appropriate measures be applied to reduce or avoid potential environmental impacts. Therefore, these impacts could be potentially significant.

- b) Does the project have impacts that are individually limited, but cumulatively considerable?

The analysis on cumulative impacts is included in Section 7.7 of this Staff Report.

- c) Does the project have environmental effects that will cause substantial adverse effects on human beings, either directly or indirectly?

Activities associated with monitoring (sampling trips, sample testing, and sample disposal) are not expected to cause substantial adverse effects on human beings, either directly or indirectly. The construction of toxicity controls could potentially have significant environmental effects with respect to Air Quality, Biological Resources, Greenhouse Gas Emissions, Hazards and Hazardous Materials, Hydrology and Water Quality, Noise and Vibration, Public Services, and Transportation/Traffic, that may impact human beings, either directly or indirectly. However, measures can be applied to reduce and/or eliminate these impacts. As discussed in the previous sections, O/M activities could potentially have significant environmental effects with respect to Greenhouse Gas Emissions. Measures, however, can be applied to reduce and/or eliminate these impacts. Therefore, it is not expected that the construction and operation and maintenance of toxicity controls will cause a substantial adverse impact on human beings.

However, measures to reduce or eliminate impacts are within the responsibility and jurisdiction of the agencies approving or carrying out the individual projects and can or should be adopted by them. The State Water Board does not direct which compliance measures are chosen nor the mitigation measures employed. The State Water Board does, however, recommend that appropriate measures be applied to reduce or avoid potential environmental impacts.

Therefore, there could be environmental effects that will cause substantial adverse effects on human beings, either directly or indirectly.

7.6 Growth-Inducing Impacts

This section describes the potential for the Provisions to cause environmental impacts through the inducement of growth, in compliance with the requirements of the CEQA Guidelines (Cal. Code of Reg., tit. 14, § 15126(d)) and CEQA (Pub. Resources Code, § 21100 (b)(5)). Growth inducement occurs when projects affect the timing or location of either population or land use growth or create a surplus in infrastructure capacity.

Defined under section 15126.2, subdivision (d) of the CEQA Guidelines (Cal. Code Regs., tit. 14, § 15000 et seq.), growth-inducing impacts are either direct or indirect conditions that could foster economic development, an increase in population size, or the construction of housing in the surrounding environment.

This analysis is organized into the primary types of growth that occur: (1) development of land, (2) population growth, and (3) the removal of existing obstacles to growth. The first two types of growth can occur either directly or indirectly, as described later, while the removal of existing obstacles to growth is an indirect impact. Economic growth, such as the creation of additional job opportunities, also could occur; however, such growth generally would lead to population growth and, therefore, is included indirectly in population growth.

7.6.1 Growth in Land Development

Growth in land development considered in this analysis is the possible physical development of residential, commercial, and industrial structures in and around where implementation of the Provisions and reasonably foreseeable methods of compliance may be located. Land use growth is subject to general plans, community plans, parcel zoning, and applicable entitlements and is dependent on adequate infrastructure to support development. Direct growth in land development occurs when, for example, a project accommodates populations in excess of those projected by local or regional planning agencies. The Provisions would not result in the construction of new housing, commercial facilities, or industries. The Provisions would not result in new roads or water supply utilities. Therefore, the Provisions would not directly induce growth.

7.6.2 Population Growth

Possible population growth considered in this analysis is the possible growth in the number of persons that live and work in the areas in and around where the Provisions are implemented, and reasonably foreseeable methods of compliance may be located. Population growth occurs from natural causes (births minus deaths) and net emigration from or immigration to other geographical areas. Emigration or immigration can occur in response to economic opportunities, ~~life-style~~ lifestyle choices, or for personal reasons. Although land use growth and population growth are interrelated, land use and population growth could occur independently from each other. This has occurred in the past where the housing growth is minimal, but population within the area continues to increase. Such a situation results in increasing population densities with a corresponding demand for services, despite minimal land use growth.

Indirect population growth inducement occurs when, for example, a project that accommodates unplanned growth consequently (i.e., indirectly) establishes substantial new permanent employment opportunities (for example, new commercial, industrial, or governmental enterprises). Another example of indirect population growth is if a construction project generates substantial short-term employment opportunities that indirectly stimulate the need for additional housing and services.

Overall development in the state is governed by local General Plans (developed by counties or cities), which are intended to plan for land use development consistent with California law. The General Plan is the framework under which development occurs, and, within this framework, other land use entitlements (such as variances and conditional use permits) can be obtained.

The construction of structural controls could generate economic opportunities in an area or region, but such methods of compliance is not expected to result in or induce substantial growth or significant growth related to population increase or land use development. The majority of the new work opportunities or duties that could possibly be created to comply with the Provisions are expected to be filled by persons already employed already employed and residing in the area or region.

New economic opportunities could occur in the operation and maintenance of a new or updated structural controls. For example, installing new treatment processes may require new expertise, which would result in the hiring of new staff.

7.6.3 Existing Obstacles to Growth

The environmental analysis is required to discuss ways in which the proposed project could foster economic or population growth or the construction of additional housing. Included in this analysis is consideration as to whether the Provisions (or the reasonably foreseeable methods of compliance) remove obstacles to population growth or may encourage and facilitate other activities that could significantly affect the environment (see Cal. Code Regs., tit. 14, § 15126.2(d)). Obstacles to growth could include such things as inadequate infrastructure or public services, such as an inadequate water supply that results in rationing, or inadequate wastewater treatment capacity that results in restrictions in land use development. Policies that discourage either natural population growth or immigration also are considered to be obstacles to growth.

The Provisions do not require an increase in infrastructure or public services, or otherwise require the removal of obstacles to growth. Therefore, there will be less than significant impact through the removal of obstacles for growth.

7.7 Cumulative Impacts Analysis

CEQA requires an analysis of the project's contribution to cumulative impact (Cal. Code Regs., tit. 14, §§ 15064(h), 15065(a)(3), 15130.) and is required, at a minimum, as part of the SED checklist (Cal. Code Regs., tit. 23, §§ 3720 – 3781, Section XVIII). CEQA Guidelines section 15355 provides the following definition of cumulative impacts:

First Revised Draft Staff Report: Establishment ~~Part [X]~~ of the Water Quality Control Plan for Inland Surface Waters, Enclosed Bays, and Estuaries of California; and ~~—~~ Toxicity Provisions.

“...two or more individual effects which, when considered together, are considerable or which compound or increase other environmental impacts.

(a) The individual effects may be changes resulting from a single project or a number of separate projects.

(b) The cumulative impact from several projects is the change in the environment which results from the incremental impact of the project when added to other closely related past, present, and reasonably foreseeable probable future projects. Cumulative impacts can result from individually minor but collectively significant projects taking place over a period of time.”

The cumulative impact analysis need not be performed at the same level of detail as a “project level” analysis but must be sufficient to disclose potential combined effects that could constitute a cumulative significant adverse impact. The CEQA Guidelines direct that cumulative impacts either be assessed through a “list” or “projections” approach. The list approach involves developing a list of past, present, and reasonably foreseeable future projects that would cause impacts similar to the project and address whether the project’s impact would be a considerable contribution to a significant cumulative impact caused by past, present, and reasonably foreseeable probable future projects. The projections approach relies on cumulative impact projections of past, present, and reasonably foreseeable future projects contained in an adopted local, regional or statewide plan, or related planning document.

This analysis includes a list of past, present and reasonably foreseeable future statewide projects, and TMDL projects.

7.7.1 List of Related Statewide and Regional Projects

The State Water Board has adopted and is currently developing a wide range of Statewide Policies, Plans and Significant General Permits. The entire list of Statewide Policies and Significant General Permits can be found in the State Water Board’s Executive Director’s report, which is updated on a monthly basis.⁹ While some of these actions are not yet formally proposed, they are within the temporal scope of implementation of the Provisions. These projects could cause environmental impacts that may, in conjunction with impacts of the Provisions, cause a cumulative impact.

In general, these projects would likely require either 1) higher level of wastewater treatment or control (e.g., wastewater treatment plant upgrades) or 2) effluent monitoring. It is not possible to provide a quantitative measure of the impact from the Provisions and other projects combined. The cumulative impacts analysis entails a general consideration

⁹ State Water Board Executive Director’s Reports are accessible at: [the Executive Director's Report web page](https://www.waterboards.ca.gov/board_info/exec_dir_rpts/) https://www.waterboards.ca.gov/board_info/exec_dir_rpts/

of the major activities that could produce cumulative impacts: construction, operation of a treatment or toxicity control, and vehicle use.

These projects are described in more detail below.

Reservoir Program

Formal Title: Amendment to the Water Quality Control Plan for Inland Surface Waters, Enclosed Bays, and Estuaries of California Mercury Provisions for Reservoirs

Description: The State Water Board and Regional Water Boards are developing a project to address fish mercury impairments in about 150 reservoirs around the state.

Some proposed requirements of the Reservoir Program include effluent limitations for wastewater treatment plants.

Related Impacts: Some of the toxicity controls could be similar to those selected by a discharger to comply with the Reservoir Program, including possible wastewater treatment plant upgrades.

State Implementation Policy (SIP)

Formal Title: Policy for Implementation of Toxics Standards for Inland Surface Waters, Enclosed Bays, and Estuaries of California

Description: Adopted in 2005, the State Implementation Policy (SIP) applies to discharges of toxic pollutants into the inland surface waters, enclosed bays, and estuaries of California subject to regulation under the State's Porter-Cologne Water Quality Control Act and the federal Clean Water Act. Such regulation may occur through the issuance of National Pollutant Discharge Elimination System permits or other relevant regulatory approaches. The SIP establishes a standardized approach for permitting discharges of toxic pollutants to non-ocean surface waters in a manner that promotes statewide consistency.

Related Impacts: The SIP is used to derive effluent limitations for wastewater and industrial dischargers for priority pollutants. This policy in combination with other projects and the Provisions could prompt additional upgrades to wastewater and industrial facilities.

Mercury Amendments

Formal Title: Part 2 of the Water Quality Control Plan for Inland Surface Waters, Enclosed Bays, and Estuaries of California—Tribal and Subsistence Fishing Beneficial Uses and Mercury Provisions.

Description: Adopted by State Water Board on May 2, 2017, the Mercury Amendments provide a consistent regulatory approach throughout the state by setting mercury limits to protect the beneficial uses associated with the consumption of fish by both people and

wildlife. Additionally, the State Water Board established three new beneficial use definitions for use the State and Regional Water Boards in designating Tribal Traditional Culture (CUL), Tribal Subsistence Fishing (T-SUB), and Subsistence Fishing (SUB) beneficial uses to inland surface waters, enclosed bays, or estuaries in the state. The State Water Board approved one new narrative and four new numeric mercury objectives to apply to those inland surface waters, enclosed bays, and estuaries of the state that have any of the following beneficial use definitions: COMM, CUL, T-SUB, WILD, MAR, RARE, WARM, COLD, EST, or SAL, with the exception of waterbodies or waterbody segments with site-specific mercury objectives.

Related Impacts: The Mercury Amendments could demand a higher level of wastewater treatment from wastewater and industrial dischargers. The Mercury Amendments, in combination with other projects could prompt additional upgrades to wastewater and industrial facilities

Bacteria Amendments

Formal Title: Part 3 of the Water Quality Control Plan for Inland Surface Waters, Enclosed Bays, and Estuaries of California — Bacteria Provisions and a Water Quality Standards Variance Policy

Description: The State Water Board adopted statewide bacteria water quality objectives and a control program to protect human health in waters designated for water contact recreation (REC-1) from the effects of pathogens. The bacteria objectives are proposed to be adopted as amendments to the Statewide Inland Surface Waters, Enclosed Bays and Estuaries Plan, and the California Ocean Plan.

Related Impacts: The Bacteria Amendments could demand a higher level of wastewater treatment from wastewater and industrial dischargers. The Bacteria Amendments, in combination with other projects could prompt additional upgrades to wastewater and industrial facilities.

Biostimulatory Substances Project

Description: State Water Board staff is developing a project to address biostimulatory substances in wadable streams, including nutrients.

Related Impacts: The Biostimulatory Substances Project could demand a higher level of wastewater treatment from wastewater and industrial dischargers. The Biostimulatory Substances Project, in combination with other projects could prompt additional upgrades to wastewater and industrial facilities.

Recycled Water Policy

Description: Adopted in 2009, the purpose of the Recycled Water Policy is to increase the use of recycled water from municipal wastewater sources that meet the definition in Water Code section 13050, subdivision (n), in a manner that implements state and federal water

quality laws. The Recycled Water Policy provides direction regarding the appropriate criteria to be used by the State Water Board and the Regional Water Boards in issuing permits for recycled water projects. Additionally, the Recycled Water Policy encourages every region in California to develop a salt/nutrient management plan by 2014 that is sustainable on a long-term basis and that provides California with clean, abundant water. State Water Board staff is proposing a resolution for the State Water Board's consideration regarding updating the Recycled Water Policy.

Related Impacts: The Recycled Water Policy could demand a higher level of wastewater treatment from wastewater and industrial dischargers, so that the water may be reused. The Recycled Water Policy, in combination with other projects could prompt additional upgrades to wastewater and industrial facilities.

Procedures for Dredged and Fill Materials (Formerly the Wetlands Policy)

Formal Title: Procedures for Discharges of Dredged or Fill Materials to Waters of the State (Proposed for Inclusion in the Water Quality Control Plan for Inland Surface Waters and Enclosed Bays and Estuaries)

Description: The Procedures for Dredged and Fill Materials has the goal of developing: 1) a wetland definition; 2) wetland delineation procedures; and 3) procedures for applications, and the review and approval of Water Quality Certifications, Waste Discharge Requirements, and waivers of Waste Discharge Requirements for discharges of dredged and fill materials.

Related Impacts: The *Procedures for Dredged and Fill Materials* is not expected to lead to higher level of wastewater treatment from wastewater and industrial discharger, or a change in monitoring. Therefore, there should not be considerable cumulative impacts associated with this project.

The Trash Amendments

Formal Titles: Amendment to the Water Quality Control Plan for the Ocean Waters of California to Control Trash and Part 1 Trash Provisions of the Water Quality Control Plan for Inland Surface Waters, Enclosed Bays, and Estuaries of California.

Description: The State Water Board adopted the Trash Amendments April in 2015 and Office of Administrative Law and U.S. EPA approved them in December 2015 and January 2016, respectively. The Trash Amendments include six elements: (1) a water quality objective, (2) applicability, (3) prohibition of discharge, (4) implementation provisions, (5) time schedule, and (6) monitoring and reporting requirements. The Trash Amendments apply to all surface waters of the state, with the exception of those waters within the jurisdiction of the Los Angeles Water Board with trash or debris TMDLs that are in effect prior to the effective date of the Trash Amendments.

Related Impacts: The Trash Amendments require dischargers to control litter and will be implemented through NPDES storm water permits (MS4s, Department of Transportation,

Industrial General Permit, and Construction General Permit), Waste Discharge Requirements (WDRs), and waivers of WDRs. The Trash Amendments identify a potential increase in vehicle use of litter/solid waste collection. In contrast, the Provisions are not expected to result in an increase in vehicle use due to litter/solid waste collection, and because it is more efficient to gather samples for multiple constituents at once, toxicity samples and other water quality samples are usually sampled together, not leading to a vehicular impact. Therefore, a cumulative impact is not expected.

General Storm Water Permits

Description: Major statewide permits for storm water pertain to industry, construction, or MS4s. Municipalities serving between 100,000 and 250,000 people are required to apply for Phase I MS4 permits, while smaller municipalities and non-traditional permittees (e.g. some state parks) are enrolled in the general Phase II MS4 permit. Storm water discharges arising from projects carried out by the California Department of Caltrans are regulated under the unique statewide Caltrans Permit. Construction projects that disturb one or more acres of soil are required to enroll in the Construction General Permit. A defined set of industrial dischargers are required to enroll in the Industrial General Permit. These permits are revised every several years and the requirements are updated.

Related Impacts: Discharger may be required to perform activities such as monitoring under the General Storm Water Permit, which could increase vehicle use and impacts greenhouse gases and air quality. The Provisions do not require stormwater dischargers to monitor for toxicity.

Because it is more efficient to gather samples for multiple constituents at once, toxicity samples and other water quality samples are usually sampled together, not leading to a vehicular impact. Therefore, a cumulative impact is not expected.

Regional Water Board TMDLs

Description: In addition to the State Water Board developing or adopted projects, the Regional Water Boards have recently adopted and are in the process of developing a variety of amendments to their respective basin plans including TMDLs for different pollutants, as well as issuing various permits throughout the state. Examples include: TMDL for Toxicity, Chlorpyrifos, and Diazinon in the Calleguas Creek (Los Angeles Board), TMDL for the Sacramento River and San Joaquin River Basins for the Control of Pyrethroid Pesticide Discharges (Central Valley Region), Napa River Watershed – Pathogens (San Francisco Bay Water Board), Implementation Plans for the TMDLs for Metals in the Los Cerritos Channel and for Metals and Selenium in the San Gabriel River and Impaired Tributaries (Los Angeles Water Board), Recreation Standards for Inland Fresh Surface Waters (Santa Ana Water Board), and Revised TMDL Daily Loads for Indicator Bacteria (San Diego Water Board).

Related Impacts: The main goal of all of the Water Boards' actions is to protect and improve the quality of the State's waters. Implementation measures identified during the development of these policies, amendments, and basin plan amendments, as well as the

reasonably foreseeable methods of compliance for these actions, may have similar potential impacts as those identified for the Provisions, for example, a higher level of treatment of wastewater, and effluent monitoring.

Probable Future Toxicity TMDLs

The Water Boards are likely to undertake additional toxicity TMDL projects in the future. Although waters may be listed as an impaired waterbody for both known and unknown toxicants, if the toxicant responsible for the impairment is unknown, an assessment is typically conducted to discover the cause of toxicity prior to the development of a TMDL. Any probable TMDL for the control of toxicity will likely target specific sources of the toxicant, which could lead to controls similar to those that could be selected by a discharger in response to the Provisions.

7.7.2 Cumulative Impacts of the Provisions and Other Water Board Projects

The cumulative impacts of other developing or adopted State Water Board statewide projects in combination with the Provisions are anticipated to have cumulative impacts. The cumulative impacts are discussed below by: 1) construction and operation and maintenance of a higher level of wastewater treatment or control (e.g., wastewater treatment plants upgrades) or 2) effluent monitoring (that could result in increased vehicle use).

As discussed previously, the possibility that any given discharger would implement a specific toxicity control as a method of complying the requirements in the Provisions is speculative. In those rare cases where new toxicity controls may be selected, potential projects would be spread out across the state and any potential impacts would be localized, and measures could be taken to reduce or eliminate impacts. Construction would also be of a temporary nature, so that it is unlikely that several construction projects associated with the Provisions would occur within the same time period.

Two of the environmental documents prepared for the five projects reviewed by the State Water Board identified significant cumulative impacts to air quality. Specifically, they found that construction-related emissions of particulates less than 10 microns in diameter (PM10) would be reduced to a less-than-significant level with the implementation of best management practices and other mitigation measures. Although temporary, the project proponents determined these emissions would produce a locally significant cumulative impact, if construction of their projects occurred simultaneously with construction of other projects in the vicinity. However, these projects were the City of Merced's treatment plant expansion, which involved a construction-related activity not associated with a toxicity upgrade, and the EchoWater project, which is the most recent major wastewater treatment facility in the state (greater than 20 mgd), to upgrade to tertiary treatment.

Past, present, and future statewide projects could lead to the selection of controls and upgrades of facilities to address water quality concerns. These upgrades and controls could serve the purpose of addressing multiple concerns (such as upgrades to address toxicant specific issues at a plant, or to address unknown toxicity concerns) and therefore

the incremental impact of the project when added to other closely related past, present, and reasonably foreseeable probable future projects may not result in a cumulative significant impact. However, as it is possible that different new or upgraded controls may be selected for the projects, there could be impacts associated with construction and earth moving activities of these projects. Therefore, there could be significant cumulative impacts from the construction of structural controls.

Additionally, in a state with a high water demand such as California, water reuse is becoming a high priority, and the State Water Board has adopted the Policy for Water Quality Control for Recycled Water (Recycled Water Policy) to aggressively pursue development of recycled water projects. This Recycled Water Policy established a mandate to increase recycled water use to 300,000 acre-feet annually by 2030 and requires that the water used be treated to tertiary standards. The combination of forthcoming statewide water quality standards, plus the demand for higher levels of water quality for new initiatives such as the Recycled Water Policy, will increase demands for tertiary treatment across the state. If every wastewater treatment plant in the state upgraded to tertiary treatment (every plant that does not already provide tertiary treatment) it would result in over a hundred construction projects and earth moving activities throughout the state.

The only potentially significant impact identified in the sections above due to O/M activities was greenhouse gas emissions. The California Air Resources Board announced July 11, 2018, that greenhouse gas pollution in California fell below 1990 levels for the first time since emissions peaked in 2004 (CARB 2018). The cumulative effect of all of the programs and activities related to greenhouse gas emissions has been a reduction in emissions. Therefore, any contributions resulting from State Water Board requirements are not causing significant cumulative impacts. As greenhouse gas emissions have reached 1990 levels this year and adverse cumulative effects are not anticipated.

Increased vehicle use may result from a variety of methods of compliance for all statewide projects. Vehicles are used to ship samples, perform maintenance and for any construction or earth moving projects. Vehicle use will also result from a wide variety of other projects occurring in the state from either new government policies or regulations that require monitoring and enforcement or from development of new housing, commercial facilities, or public infrastructure. Because it is more efficient to gather samples for multiple constituents at once, toxicity samples and other water quality samples are usually sampled together, not leading to a vehicular impact. Given that the emissions impacts stemming from toxicity controls are minimal and less than significant to such an extent to not be a considerable contribution to potentially significant cumulative impacts related to traffic, air quality and greenhouse gas emissions, any resulting cumulative effects associated with the proposed project are considered less than significant.

In conclusion, cumulative effects associated with the proposed project could be potentially significant.

8. PROJECT ALTERNATIVES

Applicable regulations (Cal. Code Regs., tit. 23, § 3777, subd. (b)(3)) require the SED to contain an analysis of a range of reasonable alternatives to the project and reasonably foreseeable methods of compliance that could feasibly meet the project objectives to avoid or substantially reduce any potentially significant adverse environmental impacts. A detailed analysis of the project options is discussed in Chapter 5, Analysis of Project Options. Chapter 6 of the Staff Report discusses the reasonably foreseeable methods of compliance and possible toxicity controls that may result from the Provisions, and Chapter 7 of the Staff Report analyzes the potential environmental impacts that may result from the project, the reasonably foreseeable methods of compliance, and possible toxicity controls. Even though the possibility that any given discharger would choose to implement a specific toxicity control as a method of complying with the Provisions is a speculative possibility, and therefore toxicity controls are not considered to be reasonably foreseeable methods of compliance, for purposes of informing decision makers and the public of any possible effects that may result from the Provisions, however unlikely, Chapter 6 includes a discussion on possible toxicity controls. The analysis in Chapter 7 identifies potentially significant environmental impacts from the possible toxicity controls.

No potentially significant impacts were identified in Chapter 7 related to the methods of compliance with the Provisions (i.e., no potentiality significant impacts from monitoring are expected). The potentially significant environmental impacts identified in Chapter 7 are related to construction activities from possible toxicity controls. In addition, a potentially significant environmental impact related to greenhouse gas emissions was identified in Chapter 7 related to the operation and maintenance of possible toxicity controls. As discussed previously, the possibility that any given discharger would implement a specific toxicity control as a method of complying with the requirements in the Provisions is speculative. Whether a discharger would choose to implement additional toxicity controls as a result of the Provisions to address toxicity would depend, in part, on whether the discharger already needs to comply with existing toxicant-specific or existing aquatic toxicity monitoring requirements, effluent limitations, or receiving water limitations. Many dischargers already implement toxicity controls, making the likelihood of an upgrade unlikely. Whether a discharger chooses to implement additional toxicity controls may also depend on the nature, type, and persistence of any toxicity detections, and whether the cause of the toxicity or the identity of the toxicant is determined.

In addition, any additional toxicity control may result from existing pollutant specific requirements, rather than the Provisions. The Water Boards do not mandate the manner of compliance (see Water Code section 13360(a)), so any discharger that chooses to implement a toxicity control is free to select any particular toxicity control or combination of toxicity controls. If a discharger chooses to implement an additional toxicity control, the discharger's selection of one or more particular toxicity controls would depend on the type of facility, the type of toxicity controls already in place at the facility, and the quality of the existing effluent of the discharger. The type of toxicity control selected by the discharger could also depend on whether the cause of the toxicity (e.g., malfunctioning equipment) or the toxicant (e.g., identification of high copper amount in the effluent) are identified. The

type of toxicity control selected by the discharger could also depend on whether the cause of the toxicity (e.g., malfunctioning equipment) or the toxicant (e.g., identification of high copper amount in the effluent) are identified. It is more likely that dischargers would select toxicity controls that are less expensive and have lower environmental impact (e.g., institutional toxicity controls or optimization of existing structural toxicity controls) rather than toxicity controls that are more expensive and have higher environmental impacts (e.g., new structural toxicity controls). Ultimately, however, it is unclear which toxicity control would be selected.

Therefore, the possibility that any particular discharger might implement additional toxicity controls as a result of the Provisions is speculative. To the extent that a discharger does choose to implement additional toxicity controls as a result of the Provisions, the possibility that the discharger would choose to implement any particular toxicity control, or any combination of particular toxicity controls, out of the many different types of toxicity control(s) is also speculative.

Project-level impacts will necessarily vary depending on the toxicity control and the size, location, and type of discharger and the environmental resources in and around the project site.

This Chapter of the Staff Report includes a discussion of the project alternatives that would avoid or substantially lessen the potentially significant impacts from the construction, operation, and maintenance of possible toxicity controls. As no potentially significant effects were identified from the reasonably foreseeable methods of compliance or the project, these alternatives are not those capable of avoiding or substantially lessening the significant environmental impacts of the project. This discussion is included for purposes of informing decision makers and the public of any possible effects, however unlikely, and associated project alternatives.

A discharger may choose to install a toxicity control after detecting and identifying persistent toxicity. Therefore, the alternatives discussed below are those capable of avoiding or substantially lessening the significant environmental effects of the possible toxicity controls: alternatives that reduce the identification of persistent aquatic toxicity.

The three project alternatives are:

- Alternative 1- No Project
- Alternative 2- Revise Provisions to change what is considered toxic
- Alternative 3- Revise Provisions to reduce detection of toxicity

8.1 Alternative 1- No Project

The purpose of assessing a no project alternative is to allow decision makers and the public to compare the impacts of approving the proposed project with the impacts of not approving the proposed project. This alternative is discussed in more detail throughout Chapter 5 under the “No Action” options. As no potentially significant effects were identified from the reasonably foreseeable methods of compliance or the project, this

alternative is not discussed in terms of avoiding or substantially lessening the significant environmental impacts of the project. In order to provide additional information, this alternative is discussed as an alternative that would avoid or substantially lessen the potentially significant impacts from the construction and operation and maintenance of possible toxicity controls.

Under the no project alternative, a statewide numeric water quality objective would not be adopted, and the existing Regional Water Board Basin plan narrative freshwater aquatic toxicity objectives would remain in place. Additionally, a program of implementation would not be adopted thus, there would be no statewide consistency for the implementation of the Regional Board narrative objectives. Regional Water Boards could either incorporate implementation requirements in their regional basin plans or continue to establish implementation requirements on a permit-by-permit basis. Under this alternative, there would be no change from the current conditions to the interpretation of the narrative toxicity water quality objectives in the basin plans, setting effluent limitations in permits, establishing reasonable potential, or in the monitoring frequency for non-storm water NPDES dischargers. Effluent limitations would continue to be inconsistently applied to NPDES permits throughout the state. Continuing a system that relies on only narrative water quality objectives does not produce standardized and comparable measurements of toxicity based on measurements of biological responses.

Since the “no project” alternative does not clearly define unacceptable levels of toxicity, creating inconsistent determinations regarding the presence of toxicity, it is possible that persistent toxicity would not be identified for an individual facility. Under this alternative the discharger would be unlikely to implement any of the toxicity controls, thereby reducing or avoiding the potential significant impacts from the construction and operation and maintenance of the toxicity control, as identified in Chapter 7 of the Staff Report.

This option would fail to meet the four project goals (Section 2.3 of the Staff Report) as it would (1) not provide consistent, statewide water quality objectives; (2) not provide a program of implementation; (3) not create a consistent toxicity monitoring program; and (4) not incorporate a statewide statistical approach.

8.2 Alternative 2- Revise Definition of a Toxic Response to Aquatic Life

In this alternative the numeric definition of unacceptable toxicity would be changed by establishing a less protective effect level in the effluent or sample water. This could be accomplished by either 1) establishing a numeric water quality objective for acute toxicity but not for chronic toxicity, or 2) establishing numeric water quality objectives for acute and chronic toxicity using less stringent RMDs. As no potentially significant effects were identified from the reasonably foreseeable methods of compliance or the project, this alternative is not discussed in terms of avoiding or substantially lessening the significant environmental impacts of the project. In order to provide additional information, this alternative is discussed as an alternative that would avoid or substantially lessen the potentially significant impacts from the construction and operation and maintenance of possible toxicity controls.

8.2.1 Establish a Numeric Water Quality Objective Only for Acute Toxicity

Under this alternative, the Provisions would establish a numeric water quality objective for acute toxicity but not for chronic toxicity. This would include a program of implementation similar to that in the Provisions for acute toxicity. Without a numeric water quality objective for chronic toxicity, this alternative would not include a program of implementation related to chronic toxicity, and would not include provisions related to reasonable potential analysis for chronic toxicity, effluent limitations, TREs, etc.

The acute toxicity water quality objective and acute effluent limitations may not identify chronic toxic effects. This may result in a reduced number of aquatic toxicity detections. As discussed previously, the possibility that any given discharger would implement a specific toxicity control as a method of complying with the requirements in the Provisions is speculative. However, a reduced number of aquatic toxicity detections would lead to an even less likely scenario wherein a discharger would choose to implement a corrective action, including implementing possible toxicity controls that may have potentially significant environmental impacts identified in Chapter 7 of the Staff Report. Therefore, any potentially significant impacts resulting from the construction or operation and maintenance of toxicity controls for chronic toxicity would be avoided or reduced.

However, establishing only the acute toxicity water quality objective would fail to provide comprehensive protection of water quality as it would not account for long term effects of potential toxicants in water. This alternative would fail to meet goal 1 of the project, “[a]dopt consistent, statewide water quality objectives for acute and chronic toxicity that are protective of California’s waters from both known and unknown toxicants,” and could hinder the success of project goal 2, which is to “[a]dopt a program of implementation to control toxicity in discharges...” If chronic toxicity is present in a discharge that is not monitored for chronic toxicity, the toxic effects may go undetected, causing detrimental effects to aquatic life beneficial uses.

8.2.2 Use Less Stringent Regulatory Management Decisions

Under this alternative, the chronic and acute water quality objectives would incorporate less stringent RMDs, making them less protective of water quality. Since the effluent limitations incorporate a pass or fail based on the water quality objectives, a less stringent RMD in the water quality objectives would impact the effluent limitations, making them less stringent as well. These less stringent water quality objectives and effluent limitations would result in a lower likelihood that persistent toxicity would be identified in an effluent (compared to the Provisions) and that dischargers would choose to implement toxicity controls that may have the potentially significant environmental impacts identified in Chapter 7 of the Staff Report.

Less stringent water quality objectives and effluent limitations would be less protective of water quality, beneficial uses, and aquatic habitat protection, and would thereby fail to meet project goal 1, which is to be “...protective of California’s waters from both known and unknown toxicants.” Additionally, selecting new RMDs would require extensive

scientific study and analysis, including peer review, further delaying the project.

8.3 Alternative 3- Reduce the Detection of Toxicity

The potentially significant environmental impacts identified in Chapter 7 of the Staff Report are associated with possible toxicity controls to reduce toxicity in discharges. Toxicity controls may be implemented by a discharger in response to detecting persistent toxicity in their discharge, such as constructing upgrades to treatment facilities. The reasonable potential analysis requirements and the increased monitoring frequency for some non-storm water NPDES dischargers contained in the Provisions may increase the likelihood that dischargers identify persistent toxicity. If a discharger were to identify persistent toxicity that discharger may choose to implement toxicity controls identified in Chapter 6 of this Staff Report. In this alternative, the Provisions would be revised to reduce the probability that persistent toxicity would be identified. This could be accomplished by 1) removing the program of implementation from the Provisions, or 2) altering the program of implementation in the Provisions to reduce the probability that persistent toxicity will be detected in discharges. As no potentially significant effects were identified from the reasonably foreseeable methods of compliance or the project, this alternative is not discussed in terms of avoiding or substantially lessening the significant environmental impacts of the project. In order to provide additional information, this alternative is discussed as an alternative that would avoid or substantially lessen the potentially significant impacts from the construction and operation and maintenance of possible toxicity controls.

8.3.1 Do not Establish a Program of Implementation

Under this alternative, acute and chronic toxicity numeric water quality objectives would be established without a program of implementation. This alternative would not include implementation requirements related to conducting a reasonable potential analysis, monitoring frequency, or determining when a discharger must conduct a TRE. The Provisions would also not specify that all POTWs that are authorized discharge at a rate of 5 MGD or greater are required to conduct routine chronic toxicity monitoring. Regional Water Boards would either specify these requirements in their regional basin plans or establish these requirements on a permit-by-permit basis.

By not establishing a program of implementation, Regional Water Boards would have the option to establish a reasonable potential analysis that may result in fewer facilities determined to have reasonable potential. Regional Water Boards may also establish less frequent monitoring for chronic toxicity and establish a different procedure for determining when a TRE is required.

These changes may decrease the probability that persistent toxicity would be identified for an individual facility, which may decrease the probability that any given discharger would implement additional toxicity controls, thereby reducing or avoiding potential significant environmental impact from the construction or operation and maintenance of additional toxicity controls.

However, this alternative would be less protective of aquatic life than the Provisions. This alternative would fail to meet project goal 2, which is to “[a]dopt a program of implementation to control toxicity in discharges...” and goal 3, which is to “[c]reate a consistent, yet flexible framework for monitoring toxicity and laboratory analysis”. Furthermore, the removal of a program of implementation would fail to meet goal 4, which is “[i]ncorporate a statewide statistical approach...” as each Regional Board would be tasked with determining how toxicity results should be analyzed on a permit-by-permit or region-by-region basis. Finally, it would be an inefficient and potentially ineffective use of staff time and state resources if each Regional Water Board were to develop their own program of implementation, as this would prove costly and there is no guarantee the individual programs would prove more effective at controlling aquatic toxicity than what is currently proposed.

8.3.2 Revise the Program of Implementation

Under this alternative, acute and chronic aquatic toxicity numeric water quality objectives would be established, with a program of implementation that reduces the probability that persistent toxicity would be detected and identified. This could be accomplished through altering the reasonable potential analysis requirements in the Provisions, which could result in fewer dischargers being required to conduct routine acute and/or chronic toxicity monitoring. This could also be accomplished by changing the chronic toxicity routine monitoring frequencies in the Provisions, so that dischargers are required to conduct fewer chronic aquatic toxicity tests.

The program of implementation in the Provisions could be revised to increase the percent effect required for reasonable potential analysis from 10 percent to a higher percent effect, such as 20 or 25 percent. If the percent effect for reasonable potential is changed to match the RMD, not as many dischargers would have reasonable potential and, therefore, would not have effluent limitations and toxicity monitoring requirements. This alternative could also require POTW dischargers authorized to discharge at a rate equal to or greater than 5 MGD to conduct a reasonable potential analysis for chronic toxicity, rather than requiring them to conduct routine chronic toxicity monitoring and comply with effluent limitations.

This would fail to meet project goal 2, which is to “[a]dopt a program of implementation to control toxicity in discharges and achieve and maintain the toxicity water quality objectives in California waters” as assigning reasonable potential only after an exceedance of the water quality objective would not effectively achieve or maintain the toxicity water quality objectives.

The program of implementation could also be revised to reduce the frequency of monitoring for chronic toxicity. For example, dischargers with reasonable potential that are authorized to discharge at a rate equal to or greater than 5 MGD could be required to conduct quarterly routine chronic toxicity monitoring rather than monthly routine chronic toxicity monitoring.

Dischargers with reasonable potential that are authorized to discharge at a rate of less than 5 MGD could be required to conduct annual or semiannual routine chronic toxicity monitoring rather than quarterly routine chronic toxicity monitoring. This approach may result in no monitoring for some dischargers that would be required to conduct routine chronic toxicity monitoring under the Provisions and very minimal chronic toxicity monitoring for others.

Due to the nature of discharge from many POTWs, and the potential for toxic discharge from any permittee, this approach would likely miss toxic events and therefore also fail to meet project goal 1. This alternative would not be adequately protective of water quality, beneficial uses, or aquatic habitat.

9. WATER CODE SECTION 13241 AND OTHER REQUIRED CONSIDERATIONS

This section addresses considerations required by Water Code section 13241 for the development of water quality objectives, Water Code section 13242 for the development of a program of implementation, antidegradation policies, and AB 685 on the human right to water.

9.1 Considerations Required by Water Code Section 13241

In accordance with Water Code section 13241 subsections (a)-(f), the Water Boards are required to establish water quality objectives to “ensure the reasonable protection of beneficial uses and the prevention of nuisance[.]” In doing so, the following factors must be considered:

- 1) Past, present, and probable future beneficial uses of water.
- 2) Environmental characteristics and water quality of the hydrographic unit(s) under consideration.
- 3) Water quality conditions that could be reasonably attained through coordinated control of all factors affecting water quality.
- 4) Economic considerations.
- 5) The need for developing new housing.
- 6) The need to develop and use recycled water.

The Provisions would establish new water quality objectives; therefore, California Water Code section 13241 applies and the assessment of each factor is discussed below.

9.1.1 Past, Present, and Probable Future Beneficial Uses of Water

The presence of aquatic toxicity can impair aquatic life beneficial uses including, but not limited to, warm freshwater habitat (WARM), cold freshwater habitat (COLD), wildlife habitat (WILD), estuarine habitat (EST), preservation of rare, threatened, or endangered species (RARE), migration of aquatic organisms (MIGR), spawning reproduction and/or early development (SPWN), marine habitat (MAR), inland saline water habitat (SAL), and wetland habitat (WET). The Provisions do not designate or de-designate beneficial uses, but rather put forth statewide numeric water quality objectives and a program of implementation to protect all aquatic life beneficial uses in the state’s inland waters, enclosed bays, and estuaries.

9.1.2 Environmental Characteristics and Water Quality of the Hydrographic Units Under Consideration

The environmental characteristics of all hydrographic units affected by the Provisions are thoroughly described in Chapter 4. The Provisions apply to all waters of the state that are inland surface waters, enclosed bays, estuaries, or lagoons. California is divided into 10

bioregions: Modoc, Klamath/North Coast, Sacramento Valley, Bay Area/Delta, Sierra, San Joaquin Valley, Central Coast, Mojave Desert, South Coast, and Colorado Desert. These 10 bioregions include desert environments, fertile valleys, coastal regions, foothills, alpine mountainous environments, and more. See Appendix C for detail information on the bioregions of California.

9.1.3 Water Quality Conditions that Could Reasonably be Achieved Through Coordinated Control of All Factors Affecting Water Quality

The proposed numeric water quality objectives for aquatic toxicity would ensure the protection of aquatic life beneficial uses in the state's inland surface waters, enclosed bays, and estuaries. Factors that affect aquatic toxicity in the state's inland surface waters, enclosed bays, and estuaries are municipal and industrial point sources, storm water, and natural and human- caused non-point sources.

The Water Boards are required to ensure that all discharges, regardless of type, comply with all water quality control plans and policies. The proposed water quality objectives for aquatic toxicity and implementation provisions shall be implemented, where applicable, through NPDES permits issued pursuant to section 402(p) of the Federal Clean Water Act, water quality certifications issued pursuant to section 401 of the Clean Water Act, WDRs, waivers of WDRs, and, if appropriate, TMDLs.

TMDLs are a significant method used to coordinate control of all factors that affect water quality. Federal regulations (40 C.F.R. § 130.7) require that TMDLs include waste load allocations for point sources and load allocations for nonpoint sources and natural background levels and that the individual sources for each must be identified and enumerated. The TMDL for a given pollutant and water body is the total amount of pollutant that can be assimilated by the receiving water while still achieving objectives. The TMDL is equal to the sum of individual waste load allocations, load allocations, and natural background, plus a margin of safety.

In the context of TMDLs, pollutant sources are categorized as either point sources or nonpoint sources. A point source as defined in the Clean Water Act means any discernible, confined and discrete conveyance, including, but not limited to, any pipe, ditch, channel, tunnel, conduit, well, discrete fissure, container, rolling stock, concentrated animal feeding operation, or vessel or other floating craft, from which pollutants are or may be discharged (40 C.F.R. §122.2). These types of discharges are regulated through a NPDES permit. Discharges of storm water and non-storm water through MS4s are point sources per the Clean Water Act. Nonpoint sources originate from land runoff, precipitation, atmospheric deposition, drainage, seepage or hydrologic modification. The term "nonpoint source" is defined to mean any source of water pollution that does not meet the legal definition of "point source" in section 502(14) of the Clean Water Act. Discharges from irrigated agriculture, for example, are nonpoint sources.

Although waters may be listed as an impaired water body for both known and unknown toxicants, if the toxicant responsible for the impairment is unknown, an assessment is

typically conducted to discover the cause of toxicity prior to the development of a TMDL. Therefore, ~~there are currently no existing TMDLs for unknown toxicity~~ few TMDLs address aquatic toxicity. However, as of January 2018 there were approximately 68 TMDLs for known toxicants, such as pesticides, metals, and chemicals in California water bodies and an additional 35 TMDLs in California for nitrogen or other biostimulatory substance that may cause or contribute to toxicity. Six TMDLs that address aquatic toxicity are listed in section 3.4 of this Staff Report. All toxicity related TMDLs will remain in effect under the Provisions.

9.1.4 Economic Considerations

Under the requirements of Water Code sections 13170 and 13241, subdivision (d), and the California Code of Regulations, title 23, section 3777, subdivisions (b)(4) and (c), the State Water Board must consider economics when establishing water quality objectives. This consideration of economics is not a cost-benefit analysis and, particularly with respect to the analysis required by the certified regulatory program, the State Water Board is not required to engage in speculation or conjecture and the consideration of economics should include consideration of potential costs of the reasonably foreseeable measures to comply with the Provisions.

Economic Considerations of Proposed Whole Effluent Toxicity Control Provisions for California, referred to as the Economic Analysis, was completed by Abt Associates Inc. (Abt Associates Inc. et al., 2018). Abt Associates provided an analysis of economic factors related to the Provisions, including the costs of monitoring. Furthermore, the analysis was based on current data and “costs reflect only incremental expenditures associated with the Provisions (not controls needed to comply with existing regulatory requirements)” (Abt Associates 2018. p 1-2).

The analysis described the current applicable toxicity criteria and implementation procedures that provided the baseline for the analysis of the incremental costs of the Provisions. The analysis reviewed and summarized the affected dischargers including NPDES-permitted dischargers, and dischargers subject to WDRs (municipal and industrial wastewater dischargers, storm water discharges, and irrigated agriculture). The analysis also reviewed a description of the Provisions, looking at the objectives and the implementation program.

Non-Storm Water NPDES Dischargers

Abt Associates used the U.S. EPA Permit Compliance System (PCS) Database (accessed July 2012) to determine there are 465 (218 municipal WWTP and 247 industrial) individually permitted NPDES dischargers in California.

To evaluate potential compliance costs, Abt Associates evaluated the potential impact of the Provisions on a sample of 14 non-storm water NPDES facilities (see 4.1.2 of the Economic Analysis). The evaluation was based on an analysis of existing data to estimate costs associated with species sensitivity screening, monitoring, and TREs as required in the Provisions. Those costs were then compared to the baseline cost analysis and “[t]o

estimate total statewide costs, Abt Associates calculated average per facility costs for each discharger category by dividing total compliance costs for the sample facilities by the number of sample facilities in each discharger category. Abt Associates then multiplied average per facility costs by the total number of facilities in the applicable category” (Abt Associates 2018. p 4-19).

Abt Associates noted that incremental differences in test evaluation may result from use of the TST compared to the statistical evaluations currently in use. For the sample facilities, Abt Associates first reviewed data from the current permit term of each sample facility and identified all instances the chronic MDEL could have been exceeded (i.e., “fail” with percent effect at or above 50 percent) or which would result in the need to assess compliance with the MMEL (i.e., “fail” at the IWC for any endpoint). Then, depending on data availability, Abt Associates evaluated a verification test (to determine compliance with the MDEL) and additional monthly monitoring (to determine compliance with the MMEL). Based on any combination of two or more MDEL or MMEL violations within a single calendar month or within two successive calendar months, Abt Associates assumed a TRE would be necessary. Abt Associates then compared the compliance actions under the Provisions with those that would be required under the existing permit; only those actions that would not also be needed for compliance with existing permit requirements are attributable to the Provisions. In this way, Abt Associates estimated the potential incremental costs for conducting TREs from the Provisions.

Table 9-1 summarizes the potential incremental costs to the sample facilities of complying with the Provisions. Negative values represent cost savings associated with reduced WET testing requirements, not having to conduct accelerated monitoring, and reduced TRE activities. Abt Associates indicated that reduced monitoring costs are typically attributable to the Water Boards’ ability to exercise their discretion to not require POTWs to conduct a reasonable potential analysis for acute aquatic toxicity, and thus a reduction in WET testing. For the purposes of this evaluation, Abt Associates assumed that POTW dischargers would not be required to conduct a reasonable potential analysis for acute toxicity. However, to the extent that Regional Water Boards require POTW discharges to conduct a reasonable potential analysis for acute aquatic toxicity the costs would be similar to those for the industrial facilities. A reasonable potential analysis would require a minimum of four tests with species selected from species in Table 1 of the Provisions. Potential costs for each test are included in Exhibit 4- 4 of the economic analysis (Abt Associates, 2018F). Total costs for the four acute aquatic tests needed for a reasonable potential analysis may range from \$1,640 to \$3,156 in 2016 dollars. If a POTW discharger is determined to have a reasonable potential, then the discharger would need to conduct routine monitoring for acute toxicity. The routine monitoring frequency for acute aquatic monitoring would be determined by the Regional Water Board, which could be no less than once per calendar year. Costs, in 2016 dollars, may range from as little as \$410 to \$789 for a single acute toxicity test per calendar year, to as much as \$4,920 to \$9,468 per year if a discharger is required to conduct monthly acute toxicity routine monitoring.

Estimated costs of conducting a TRE are included in section 4.1 of the Economic Analysis. Reduced TRE costs may result if effluent data analyzed under existing statistical

approaches trigger permit requirements to implement a TRE and no such requirements are triggered under the Provisions using the TST approach (see section 5.1 of the Economic Analysis). Positive values represent an increase in costs associated with an increase in WET testing requirement, including more frequent routine monitoring for chronic toxicity, species sensitivity screening, reasonable potential analysis and MMEL compliance tests, and an increase in TRE activities.

Using “the number of dischargers in each category (e.g., municipal wastewater, metals manufacturers and finishers, petroleum refineries, pulp and paper mills, and other industries), the results from the sample facilities [were] extrapolated to estimate the potential incremental statewide costs associated with the Provisions.” (Abt Associates 2018. p.5-1). Table 9-2 summarizes the extrapolation of costs for major dischargers.

Abt Associates concluded that it is unlikely that a significant number of dischargers, if any, would need to implement additional treatment controls under the Provisions that would not already be needed to meet existing toxicity permit requirements. In addition, the type of treatment controls used to control toxicity in effluent are highly variable. Even though the possibility that any given discharger would choose to implement a specific toxicity control as a method of complying with the Provisions is a speculative possibility, and therefore toxicity controls are not considered to be reasonably foreseeable methods of compliance, this information is included for purposes of informing decision makers and the public of any possible effects that may result from the Provisions, however unlikely, Chapter 6 of the Staff Report discusses possible toxicity controls. Many of these possible toxicity controls are discussed in Chapter 6 of the Staff Report and vary from pretreatment controls, that prevent toxicants in the influent, process controls, that improve the efficiency of existing control measures, to facility upgrades. Because it is unlikely and speculative that dischargers may need to implement additional treatment controls under the Provisions, Abt Associates did not conduct an analysis of potential costs associated with potential controls for aquatic toxicity.

Even though the possibility that any given discharger would choose to implement a specific toxicity control as a method of complying with the Provisions is a speculative possibility, for purposes of informing decision makers and the public, a discussion on the costs of projects that include upgrading a wastewater treatment facility to tertiary treatment and advanced treatment is discussed below.

In the Economic Analysis of Proposed Water Quality Objectives for Mercury in the State of California Abt Associates considered the cost of upgrading a wastewater treatment facility from secondary to tertiary treatment (SWRCB 2017). The analysis specifically considered the addition of four different types of filters that would improve the water treatment process and remove additional toxicants from effluent. The types of filters considered in the analysis are deep bed granular media filters, cloth media filters, high-rate disk filters, and compressible synthetic media filters.

Table 9-1. Potential Incremental Costs for Sample Facilities

Name	Monitoring ¹	Compliance Actions ²	Total
Municipal Wastewater Facilities			
Sacramento Regional County Sanitation District WWTP	-\$77,200	\$500	-\$76,700
Los Angeles County Sanitation District, San Jose Creek WRP (East and West)	\$400	\$0	\$400
Camrosa Water District WWTP	\$0	ND	\$0
Colton/San Bernardino RIX	\$1,400	\$500 to \$9,800	\$1,900 to \$11,200
Davis WWTP	-\$15,000	\$0	-\$15,000
Lompoc Regional WWTP	\$3,500	\$400	\$3,900
Forestville WWTP	-\$7,500	\$0	-\$7,500
Victor Valley Regional WWTP	\$7,600	\$0	\$7,600
Industrial Facilities			
Chevron, Richmond Refinery	\$12,600	\$0	\$12,600
Pactiv Corporation, Molded Pulp Mill	\$13,300	-\$1,000	\$12,300
DWR, Warne Power Plant	\$800	\$0	\$800
Shell Oil, Martinez Refinery	\$13,700	\$700 to \$10,400	\$14,400 to \$24,100
USS POSCO Industries	-\$4,400	\$0	-\$4,400
Royal Mountain King Mine	-\$100	\$8,400	\$8,300
ND = No data to evaluate compliance WRP = water reclamation plant WWTP = wastewater treatment plant 1. Includes cost of routine monitoring and species sensitivity screening.			

The analysis considered costs in terms of 2016-dollar values. The analysis estimated that the capital unit costs for installing these types of upgrades are between \$0.89 and \$1.41 per gallon per day of authorized discharge. The analysis also estimated that ongoing operation and maintenance costs for these types of upgrades would cost between \$50.18 and \$78.61 per million gallons of water treated.

Table 9-2. Extrapolation of Costs for Major Dischargers¹

Discharger Category	Total Cost to Sample Dischargers	Number of Sample Dischargers	Average Cost per Discharger	Number of Dischargers Statewide	Total Statewide Cost
Certainty Sample ²	-\$76,000	2	-\$38,000	2	-\$76,300
Municipal Wastewater	-\$100 to \$200	6	\$0-\$1,500	125	\$0 to \$76,300
Metals Manufacturing and Finishers	-\$4,400	1	-\$4,400	1	-\$4,400
Petroleum Refineries	\$27,000 to \$36,700	2	\$13,500 to \$18,400	9	\$121,500 to \$165,600
Pulp and Paper	\$12,300	1	\$12,300	1	\$12,300
Other Industrial	\$9,100	2	\$4,600	27	\$124,200
Total	NA	14	NA	165	\$10,200 to \$221,400

Note: detail may not add to total due to independent rounding. NA = not applicable

1. Includes cost of routine monitoring, follow-up monitoring, accelerated monitoring, and TRE implementation; does not include cost of treatment controls because information on specific pollutant(s) causing toxicity is not available.

2. Represents the largest facility in the north and the largest facility in the south to incorporate the facilities with highest potential for cost in the two regions.

Examples of funding costs for projects that include advanced treatment upgrades are presented below in table 9-3. The information was provided by the State Water Board's Division of Financial Assistance's Clean Water State Revolving Fund Program. The list of projects is all wastewater treatment facilities financed at least in part by the State Water Board over the last five years, and lists the government entity, the project name, the population served by the project, and the amount financed by the State Water Board for each project. (The total costs of the projects are not included.) Financed project costs ranged from \$1,264,775 to \$564,657,506. The average cost for all 33 projects as \$60,026,959; however, in some cases multiple project funds have been allocated to the same applicant. The average cost for the approximately 8,700,000 people served by the projects is \$228.27 per person.

Table 9-3. Funding for Projects that Include Advanced Treatment Upgrades for Water Treatment Facilities, 2013 - 2018.

Applicant	Project Name	Population Served by the Project	Financed Project Costs
Carlsbad Municipal Water District	Carlsbad Municipal Water Recycled Water District - Phase III Project	140,000	\$22,125,000
Colusa, City of	Wastewater Treatment Plant Improvements Project	5,575	\$4,700,000
Corona, City of	Water Reclamation Facility # 1 Tertiary Filtration	150,416	\$14,997,145
Davis, City of	Davis WWTP Secondary & Tertiary Improvement Project	66,000	\$40,528,500
Dublin San Ramon/East Bay Municipal Utilities District	DERWA Recycled Water Treatment Facility Phase 2	126,700	\$2,500,000
East Valley Water District	Sterling Natural Resource Center	690,758	\$20,790,000
Eastern Municipal Water District	Recycled Water Supply Optimization Program	780,000	\$47,632,440
El Paso de Robles, City of	Paso Robles Recycled Water Project - Phase 1	34,000	\$8,970,000
Fresno, City of	Tertiary Treatment Facility	460,000	\$33,138,638
Fresno, City of	Fresno, City of - Recycled Water Distribution System Southwest Quadrant	460,000	\$52,475,049
Fresno, County of	CSA 44D Wastewater Treatment Facility Improvements	295	\$1,773,937
Hi-Desert Water District	Wastewater Treatment and Water Reclamation Facility	19,594	\$71,174,657
Jackson, City of	Wastewater Treatment Plant Upgrades	4,650	\$8,364,765
Malibu, City of	Malibu Civic Center Wastewater Treatment & Recycling Facility	13,300	\$17,249,999
Mariposa Public Utility District	Wastewater Treatment Facility Improvements	2,000	\$1,264,775
Monterey One Water	Pure Water Monterey	105,000	\$44,000,000
Mt. Shasta, City of	State Mandated Wastewater Treatment and Disposal Improvement Project	3,394	\$1,336,930
Padre Dam Municipal Water District	Padre Dam Water Recycling Facility, Phase 1 Expansion	100,500	\$101,200,000
Pajaro Valley Water Management Agency	Pajaro Valley WMA - Recycled Water Treatment & Storage - Phase 2 Treatment & Filtration	66,000	\$3,617,500
Placer, County of	Midwestern Placer Regional Sewer Project	16,900	\$15,272,800
Pleasanton, City of	City of Pleasanton - Recycled Water Project	70,285	\$5,658,589

Applicant	Project Name	Population Served by the Project	Financed Project Costs
Sacramento Regional County Sanitation District	Echo Water Project - Segment 5 - Nitrifying Sidestream	1,404,145	\$53,490,845
Sacramento Regional County Sanitation District	Echo Water Project - Segment 6 - Biological Nutrient Removal	1,404,145	\$534,869,431
Sacramento Regional County Sanitation District	Echo Water Project - Segment 8	1,400,000	\$564,657,506
San Francisco, Public Utilities Commission of the	San Francisco Westside Recycled Water Project	278,000	\$85,610,000
Santa Monica, City of	Sustainable Water Infrastructure Project (SWIP)	92,987	\$18,772,348
Shasta Lake, City of	City of Shasta Lake Wastewater Treatment Facility Upgrade Project	8,400	\$7,000,000
Victor Valley Wastewater Reclamation Authority	Apple Valley Subregional Wastewater Reclamation Plant	70,000	\$24,656,757
Victor Valley Wastewater Reclamation Authority	Hesperia Subregional Wastewater Reclamation Plant	317,000	\$33,508,015
Visalia, City of	Visalia, City of - Water Conservation Plant Upgrade - Plant Upgrade	136,000	\$66,245,000
West Bay Sanitary District	West Bay Sanitary District Recycled Water Project - Sharon Heights	55,000	\$15,601,680
Western Riverside County Regional WW Authority	WRCRWA Plant Expansion	140,000	\$36,310,000
Woodland, City of	2014 Water Pollution Control Facility Improvements - Aeration	56,908	\$21,397,336
TOTALS		8,677,952	\$1,980,889,642

Storm Water and Nonpoint Source Dischargers

The only direct change to permit requirements for all nonpoint source and storm water dischargers that are required to monitor for toxicity with test methods specified in the Toxicity Provisions, is the requirement to use the TST approach to analyze test data and report the results and the percent effect to the Water Boards. Abt Associates state “there are no toxicity monitoring data from storm water dischargers from which to determine the change in compliance actions for storm water dischargers under the Provisions and thus, the incremental controls that may be needed under the Provisions.” (Abt Associates, 2017. p4-20). However, the TST Test Drive completed in 2011 by the State Water Board evaluated storm water and ambient samples collected during dry weather, storm events, and irrigation seasons in agricultural areas and found that using the TST approach is not expected to result in a net change in outcomes compared to use of the current statistical approaches. For both nonpoint source and storm water, dischargers may choose to add replicates to samples. Abt Associates determined that dischargers may choose to add

replicates to reduce the likelihood of accelerated monitoring and TREs. However, under the Provisions, storm water and nonpoint source dischargers are not required to conduct accelerated monitoring and TREs. While the replicates might be added to reduce within test variability, the addition would not be a result of the Provisions.

9.1.5 The Need for Developing Housing

The adoption of the Provisions is not expected to constrain housing development in California. The implementation requirements do not directly affect the cost of housing, but can increase the cost of city utility services, mainly sewer. The costs associated with the requirements are anticipated to be minimal in comparison to the overall costs of housing development.

9.1.6 The Need to Develop and Use Recycled Water

The adoption of the Provisions is not expected to restrict the need to develop and use recycled water. The Provisions will not change any requirements for recycled waters. Therefore, the Provisions are consistent with the need to develop and use recycled water. The intent of the Provisions is to improve water quality and reduce aquatic toxicity in surface waters, including rivers, streams, estuaries, reservoirs, lakes and bays.

9.2 Considerations Required by Water Code Section 13242

California Water Code section 13242 requires that the program of implementation for achieving the water quality objective within the Provisions include a description of the nature of the actions which are necessary to achieve the objective, time schedules for actions to be taken, and a description of the surveillance to be undertaken to determine compliance with the water quality objective.

In compliance with California Water Code section 13242, the Provisions includes a program of implementation in order to achieve water quality objectives. A time schedule for compliance can be applied in NPDES permits, if needed, in accordance with the Compliance Schedule Policy (Resolution No. 2008-0025). Monitoring requirements and requirements on compliance determinations are included in the Provisions.

After the effective date of the Provisions, the requirements to implement the Provisions would be incorporated into permits and certifications as they are adopted, reissued, or modified. Most existing permits should have all applicable new toxicity requirements incorporated within five to ten years after the effective date of the Provisions. This is because NPDES permits expire every five years and the new requirements should be added to each permit at the time of their reissuance or renewal. However, in some cases, the permits can be administratively extended which results in a delay in reissuing the permits. For storm water and nonpoint source dischargers that have existing chronic or acute toxicity monitoring requirements with test methods described in IV.B.1.b., either a 13383 or a 13267 order would be issued within one year from the effective date of the provisions. The discharger would then have one year from the date of the order to implement the requirements of the Provisions. The Regional Water Boards are not

required to include toxicity monitoring requirements in permits, WDRs, or waivers of WDRs for storm water and nonpoint source dischargers. If a Regional Water Board determines, at their discretion, to include such requirements for a storm water or nonpoint source discharger, such monitoring requirements, and the corresponding requirements in the Provisions could be incorporated at the time of permit, WDR, or waiver of WDR issuance, reissuance, or renewal.

9.3 Anti-backsliding

Clean Water Act section 402(o) prohibits reissuing or modifying a permit to include water quality based effluent limitations less stringent than those in the previous permit, unless certain exceptions are met. This prohibition is commonly known as the anti-backsliding rule. There are two sets of exceptions to the anti-backsliding rule for water quality based effluent limitations— one in Clean Water Act section 303(d)(4) and the other in section 402(o)(2).

The exceptions in section 303(d)(4) address both waters in attainment with water quality standards and those not in attainment (i.e., waters on the section 303(d) impaired waters list). For waters for which standards are attained, section 303(d)(4) allows less stringent effluent limitations when water quality standards are met, and such relaxation complies with antidegradation requirements. The permitting authority would determine on a case-by-case basis whether a lowering of water quality would be allowed. For waters for which standards are not attained, water quality based effluent limitations may be relaxed when the existing effluent limitation is based on a TMDL or other waste load allocation and the cumulative effect of such revisions assures attainment of the water quality standard. If there is no assurance that the water quality standards will be achieved, then no backsliding is allowed. In addition, for waters for which standards are not attained, an effluent limitation may be relaxed when the designated use is removed.

Clean Water Act Section 402(o)(2) contains six specific exceptions to the prohibition on backsliding, including, but not limited to, material and substantial alteration to the permitting facility or new information which justify the application of a less stringent limitation.

Typically, it is the permitting authority at the time of revising or modifying the permit that would determine if anti-backsliding principles apply. However, the State Water Board is requiring the permitting authority to include specific effluent limitations into NPDES permits for non-storm water NPDES dischargers. Therefore, the State Water Board includes an analysis of anti- backsliding principles in this Staff Report. The State Water Board does not anticipate a relaxation of water quality based effluent limitations in non-storm water NPDES dischargers permits as a result of incorporating the effluent limitations in the Provisions, as described below.

Chronic Toxicity

The current non-storm water NPDES permits issued by the North Coast, Central Coast, Colorado River, Central Valley, Lahontan, and Santa Ana Region Water Boards include

First Revised Draft Staff Report: Establishment ~~Part {X}~~ of the Water Quality Control Plan for Inland Surface Waters, Enclosed Bays, and Estuaries of California; and ~~—~~Toxicity Provisions.

chronic toxicity triggers, which require the discharger to conduct accelerated monitoring tests, which could then lead to a TRE. The triggers are not numeric effluent limitations and the permit does not define what constitutes a violation. For a permit containing numeric triggers, there would not be a relaxation of effluent limitations.

In both the Provisions and in San Diego Region and Los Angeles Region non-storm water NPDES permits, the chronic toxicity MMEL is based on the pass/fail results for the median of three chronic toxicity tests conducted in a calendar month and analyzed using the TST approach. The MDEL in these non-storm water NPDES permits and the Provisions are similar, since they are both based on a fail and a 50 percent effect. The difference is that the Provisions use a 50 percent effect for the lethal endpoint, when the test has a lethal endpoint, while the MDEL in the permits uses a 50 percent effect threshold for any endpoint. These effluent limitations are similar to the effluent limitations required in the Provisions with slight variation.

On balance, no relaxation of water quality based effluent limitations in non-storm water NPDES dischargers permits is expected as a result of incorporating the effluent limitations in the Provisions. The Provisions would require a species sensitivity screening and use of the most sensitive species when determining compliance with the effluent limitations, thereby ensuring protection of aquatic life beneficial uses. In some circumstances, dischargers would have to increase monitoring frequency. Taking into consideration use of the most sensitive species and a possible increase in monitoring, there would not be a relaxation of effluent limitations.

The only identified case where the effluent limitations of the Provisions may arguably be less stringent than existing requirements is in the San Diego Region. The MDEL in one of the non-storm water NPDES permits in the San Diego Region is a fail for any chronic toxicity test conducted at the IWC, regardless of the percent effect. If the permitting authority determines that there is a relaxation of effluent limitations, the State Water Board anticipates that an exception to the anti-backsliding prohibition would apply.

The AMELs and the MDELs in non-storm water NPDES permits in the San Francisco Region were derived from a criterion of 1 TUC prior to applying dilution credit. When dilution is available, the resulting AMEL is at a slightly higher concentration of effluent than the IWC. The MDELs in the reviewed San Francisco Regional Water Board permits are based on a lower concentration of effluent and are exceeded whenever a single test exceeds that limit. As discussed in Chapter 5, looking only at the use of different concentrations, it is unknown if the MDELs and AMELs in these permits are more or less stringent than the MDEL and MMEL in the Provisions. Although difficult to compare the stringency of the effluent limitations when different concentrations are used in each, on balance, no relaxation of water quality based effluent limitations in non-storm water NPDES dischargers permits is expected as a result of incorporating the effluent limitations in the Provisions. The Provisions would require use of the TST in determining compliance with the MDEL and MMEL, which provides three critical improvements: 1) the incorporation of regulatory management decisions (RMDs) and individual test method-specific error values that clearly define what effect level is considered toxic; 2) restatement

of the null and alternative hypotheses so that dischargers are required to demonstrate that their effluent is not toxic; and 3) the incorporation of both false positive and false negative error rates, providing high confidence in the outcome for each result. Taking into consideration a possible increase in monitoring and use of the TST, there would not be a relaxation of effluent limitations.

Acute Toxicity

Most of the numeric acute toxicity effluent limitations in the permits that were reviewed require discharges to meet both a longer-term 90 percent survival threshold and a short-term 70 percent survival threshold. The 90 percent thresholds are typically a median of three consecutive tests and the 70 percent threshold is typically expressed as a single sample maximum in the permits that were reviewed. However, some permits in the San Francisco Region express these limits over a larger number of samples. These effluent limitations in the permits are calculated as a percent survival, without the use of a statistical approach to assess the variability of the data. Because these effluent limitations do not contain a statistic, they do not account for variation. In contrast the Provisions use the TST approach, which is a clear statistical approach that accounts for variation and provides statistical confidence in the outcomes. As such, the State Water Board does not anticipate a relaxation of water quality based effluent limitations in non-storm water NPDES dischargers permits as result of incorporating the effluent limitations.

Some of the permits that were reviewed contained numeric triggers, which were generally based on the percent survival, but did not contain numeric effluent limitations. For permits containing numeric triggers, there would not be a relaxation of effluent limitations.

9.4 Antidegradation

In 1968, the State Water Board adopted California's antidegradation policy by Resolution No. 68-16, "Statement of Policy with Respect to Maintaining High Quality of Waters in California," which applies to surface and groundwater whose quality meets or exceeds water quality objectives and establishes the intent to maintain high quality waters of the state to the maximum extent possible. Whenever existing water quality is better than the quality established in applicable policies or plans, Resolution No. 68-16 provides that the high water quality must be maintained unless it can be demonstrated that any change in water quality will (1) be consistent with the maximum benefit to the people of the state, (2) not unreasonably affect present and anticipated beneficial uses of such water, and (3) not result in water quality less than that prescribed in applicable water quality control policies or plans. Further, any activity that results in a discharge to high quality waters must use the best practicable treatment or control necessary to avoid a pollution or nuisance and to maintain the highest water quality consistent with the maximum benefit to the people of the state.

The federal antidegradation policy, established in 1975, applies to surface water, regardless of the quality of the water. (40 C.F.R. § 131.12.) Under the federal policy, "existing instream water uses and the level of water quality necessary to protect the

existing uses shall be maintained and protected.” (40 C.F.R. § 131.12(a)(1).) In addition, where the quality of waters exceeds levels necessary to support the protection and propagation of fish, shellfish, and wildlife and recreation in and on the water, that quality of water must be maintained and protected unless the state finds that (1) allowing lower quality is necessary to accommodate important economic or social development in the area in which the waters are located; (2) water quality is adequate to protect existing beneficial uses fully; and (3) the highest statutory and regulatory requirements for all new and existing point sources and all cost-effective and reasonable best management practices for nonpoint source control are achieved. (40 C.F.R. § 131.12(a)(2).) The State Water Board has interpreted Resolution No. 68-16 to incorporate the federal policy where the federal policy applies under federal law.

The State Water Board does not anticipate any degradation of water quality as a result of the adoption and implementation of the Provisions. The Provisions are intended to enhance water quality. The establishment of numeric toxicity water quality objectives would protect aquatic life beneficial uses, including but not limited to, WARM, COLD, WILD, EST, RARE, MIGR, SPWN, MAR, SAL, and WET. The Provisions would not supersede narrative toxicity objectives. The narrative toxicity objective could continue to be used to derive chemical-specific limits and receiving water limitations. As discussed in Chapter 5 of this Staff Report, the proposed numeric water quality objectives for chronic and acute aquatic toxicity will provide a more consistent assessment of toxicity in ambient surface waters with greater confidence in the results because numeric water quality objectives provide clear RMDs for unacceptable toxicity.

The number of waterbodies determined to be impaired for toxicity is also likely to remain about the same using the TST approach or other current statistical approaches. However, assessment using numeric water quality objectives and the TST approach may identify toxicity in different waterbodies than other current statistical approaches. This identification would not be indicative of degradation caused by the Provisions, but rather a change in assessment that provides more confidence in and consistent interpretation of results. Since the implementation requirements in the Provisions would not supersede the implementation program of adopted toxicity TMDLs, the Provisions could not result in a degradation of water quality standards in waters where toxicity TMDLs have been established.

The Provisions do not themselves authorize the degradation of any high-quality waters. They instead establish water quality objectives and a program of implementation designed to achieve those water quality objectives. Any degradation that would occur as an indirect result of the Provisions would occur when the State Board or Regional Board prescribes or modifies waste discharge requirements (including NPDES Permits), issues conditional waivers, or issues water quality certifications that authorize waste discharges to inland surface waters, enclosed bays, and estuaries. Any changes to the allowable discharge that are not related to implementation of the Provisions (e.g., increase in authorized discharge amount) are beyond the scope of this project, and are not analyzed in this Staff Report.

The State Water Board does not anticipate any degradation of water quality as an indirect result of the requirements being prescribed in waste discharge requirements or other orders. The Provisions include a program of implementation that is designed to achieve the numeric water quality objectives. For non-stormwater NPDES dischargers, the Provisions include requirements for determining reasonable potential. Because the Provisions provide clear thresholds for establishing when a reasonable potential exists and requires that the regional water boards use all aquatic toxicity test data generated within five years prior to permit issuance, reissuance, renewal, or reopening to evaluate if the discharger has exceeded those thresholds for establishing reasonable potential, the Provisions will likely lead to an increase in the number of non-storm water NPDES dischargers that are required to conduct routine monitoring for chronic and/or acute toxicity and comply with toxicity effluent limitations. As discussed in the anti-backsliding section above, the effluent limitations in the Provisions are not less stringent than existing requirements. An increase in monitoring frequency may result in an increased likelihood of detecting toxicity when it occurs, as more samples would be taken and analyzed throughout the year. Routine monitoring, compliance with effluent limitations, and possible TREs, will ensure that dischargers take necessary steps to identify and address toxicity in effluent. This would have the benefit of improving water quality.

9.5 The Human Right to Water

California Assembly Bill 685 (AB 685) declares that “every human being has the right to safe, clean, affordable, and accessible water adequate for human consumption, cooking, and sanitary purposes” (Wat. Cod, § 106.3, subd. (a)) and promotes the adoption of policies, regulations, and grant criteria pertinent to those uses of water (ibid., § 106.3, subd. (c)). State Water Board Resolution 2016-0010 adopts the human right to water as a core value, adopts the realization of the human right to water as a top priority for the Water Boards, and directs staff, when submitting a recommendation to the board pertinent to the human right to water, to describe how the right was considered.

The Provisions do not directly pertain to drinking water. The main goal of the Provisions is to protect aquatic life, and the implementation methods to achieve this goal focus on reducing toxicity in effluent that is discharged into surface waters. The Provisions may indirectly increase accessibility of safe clean drinking water because a reduction in toxic substances from discharges into surface waters would provide higher quality source waters for drinking water intakes. For example, the treatment that removes toxicity in wastewater treatment plants (settling, flocculation, and filtration) tends to also remove other constituents that may be a concern for drinking water, such as sediments, nutrients, and bacteria. Many wastewater treatment plants discharge the effluent indirectly upstream of drinking water intake structures.

Surface water that is used for drinking is usually treated before it is distributed to residents and businesses to remove pathogens and sediments. If sediments and pathogens are lower in surface water to begin with, it is easier to provide safe, clean drinking water.

The Provisions may also indirectly decrease accessibility of safe, clean drinking water by increasing the costs for residential customers for the water in their home. This could happen because the Provisions would impose new requirements for wastewater treatment plants. In response, plants may need to perform toxicity minimization programs and activities, or possibly add new treatment steps. The increased costs to wastewater treatment plants may be passed on to the customers. Since the municipal water and sewer service are combined in many areas, this could indirectly increase the cost of drinking water. However, the economic analysis showed this increase to be negligible (Abt Associates Inc. et al., 2018). ~~Additionally, in consideration of the financial constraints of some small communities, the Provisions include an exception for small disadvantaged communities that allow Regional Water Boards to exempt POTW dischargers that serve small disadvantaged communities from some or all of the implementation requirements in the Provisions (see Section 5.7.3).~~

10. REFERENCES

Abt Associates. 2018F. Economic Considerations of Proposed Whole Effluent Control Amendment for California. Prepared by Abt Associates, Bethesda, MD with PG Environmental, Chantilly, VA. 93 pp.

Air and Noise Compliance. 2006. Common sound levels.
<http://airandnoise.com/CommonSPLs.htm> Date Accessed: September 14, 2018.

Alpine County. 2002. Kirkwood Recirculated Revised Final Environmental Impact Report. Volume 1: EIR and Appendices. Prepared by Cirrus Ecological Solutions, LC, Logan, UT. 480 pp.

Anderson B, Hunt J, Phillips B, Nicely P, de Vlaming V, Connor V, Richard N, Tjeerdema RS. 2003a. Integrated assessment of the impacts of agricultural drainwater in the Salinas River (California, USA). *Environmental Pollution*. 124: 523–532.

Anderson BS, Hunt JW, Phillips BM, Nicely PA, Gilbert KD, de Vlaming V, Connor V, Richard N, Tjeerdema RS. 2003b. Ecotoxicologic impacts of agricultural drain water in the Salinas River, California, USA. *Environmental Toxicology and Chemistry*. 22(10): 2375–2384.

Anderson B, Phillips B, Hunt J, Worcester K, Adams M, Kapellas N, Tjeerdema R. 2006. Evidence of pesticide impacts in the Santa Maria River watershed, California, USA. *Environmental Toxicology and Chemistry*. 25(4): 1160–1170.

Anderson B, Hunt J, Markiewicz D, Larsen K. 2010. Toxicity in California Waters. Surface Water Ambient Monitoring Program, Sacramento, CA: State Water Resources Control Board.

Anderson B, Phillips B, Markiewicz D, Stillway M. 2012a. Toxicity in California Waters: San Francisco Bay Region. Surface Water Ambient Monitoring Program, Sacramento, CA: State Water Resources Control Board.

Anderson B, Phillips B, Markiewicz D, Stillway M. 2012b. Toxicity in California Waters: Central Coast Region. Surface Water Ambient Monitoring Program, Sacramento, CA: State Water Resources Control Board.

Anderson B, Phillips B, Markiewicz D, Stillway M. 2012c. Toxicity in California Waters: Los Angeles Region. Surface Water Ambient Monitoring Program. Sacramento, CA: State Water Resources Control Board.

Anderson B, Phillips B, Markiewicz D, Stillway M. 2012d. Toxicity in California Waters: Colorado River Basin Region. Surface Water Ambient Monitoring Program, Sacramento, CA: State Water Resources Control Board.

Anderson B, Phillips B, Markiewicz D, Stillway M. 2012e. Toxicity in California Waters: San Diego Region. Surface Water Ambient Monitoring Program. Surface Water Ambient Monitoring Program, Sacramento, CA: State Water Resources Control Board.

Baker, J. 2017. [New Fuel Options Means Cleaner Truck Routes](#).

<https://about.van.fedex.com/blog/compressed-natural-gas/>

Date Accessed: September 5, 2018

California Air Resources Board. 2000. [Risk reduction plan to reduce particulate matter emissions from diesel-fueled engines and vehicles](#).

<http://www.arb.ca.gov/diesel/documents/rrpFinal.pdf>

Date Accessed: September 11, 2018

California Air Resources Board. 2017. [California's 2017 Climate Change Scoping Plan](#).

https://ww3.arb.ca.gov/cc/scopingplan/scoping_plan_2017.pdf California's 2017 Climate

Change Scoping Plan. Date Accessed: September 11, 2018

California Air Resources Board (CARB). 2018. [Climate Pollutants Fall Below 1990 Levels for First Time](#). <https://ww2.arb.ca.gov/news/climate-pollutants-fall-below-1990-levels-first-time>

Accessed: September 17, 2018

California Biodiversity Council (CBC). 2008. [Bioregions of California](#). Bioregions of

California. http://frap.fire.ca.gov/data/frapgismaps/frapgismaps-bioregion_download Date

Accessed: October 15, 2018

California Department of Transportation. 2008 (October). Landscape Architecture Program Division of Design. [Scenic Highway Guidelines](#).

http://www.dot.ca.gov/hq/LandArch/16_livability/scenic_highways/guidelines/scenic_hwy_guidelines_04-12-2012.pdf Date Accessed: May 1, 2018.

California Department of Water Resources. 2012. Climate action plan, phase 1: Greenhouse gas emissions reduction plan.

California Geological Survey. 2002. [Guidelines for evaluating the hazard of surface fault rupture, Note 49](#). https://www.conservation.ca.gov/cgs/Documents/Note_49.pdf Date

Accessed: September 11, 2018

-
Caltrans. 2018a. [Historical Monthly Vehicle Miles of Travel](#), 1972-2016.

<http://www.dot.ca.gov/trafficops/census/docs/VMTHIST1.pdf> Date Accessed: September 5, 2018

Caltrans. 2018b. [Vehicle Miles of Travel on the State Highway System for December](#)

[2017](#). <http://www.dot.ca.gov/trafficops/census/docs/dec2017-travel.pdf> Date Accessed: September 5, 2018.

California Environmental Resources Evaluation System (CERES) 1996. Central Coast Bioregion – An Overview. Available at:
https://web.archive.org/web/20101007230439/http://ceres.ca.gov/geo_area/bioregions/index.html

California Environmental Resources Evaluation System (CERES) 2011a. The Modoc Bioregion – An Overview. Available at:
https://web.archive.org/web/20101007225237/http://ceres.ca.gov/geo_area/bioregions/Modoc/

California Environmental Resources Evaluation System (CERES) 2011b. The Klamath/North Coast Bioregion – An Overview. Available at:
https://web.archive.org/web/20101007225218/http://ceres.ca.gov/geo_area/bioregions/Klamath/

California Environmental Resources Evaluation System (CERES) 2011c. The Sacramento Valley Bioregion – An Overview. Available at:
https://web.archive.org/web/20101007225131/http://ceres.ca.gov/geo_area/bioregions/Sacramento_Valley/

California Environmental Resources Evaluation System (CERES) 2011d. The Bay Area/Delta Bioregion – An Overview. Available at:
https://web.archive.org/web/20101007225214/http://ceres.ca.gov/geo_area/bioregions/BayArea/Delta/

California Environmental Resources Evaluation System (CERES) 2011e. The Sierra Bioregion – An Overview. Available at:
https://web.archive.org/web/20101007225251/http://ceres.ca.gov/geo_area/bioregions/Sierra/

California Environmental Resources Evaluation System (CERES) 2011f. The San Joaquin Valley Bioregion – An Overview. Available at:
https://web.archive.org/web/20101007225302/http://ceres.ca.gov/geo_area/bioregions/San_Joaquin_Valley/

California Environmental Resources Evaluation System (CERES) 2011g. The Mojave Bioregion– An Overview. Available at:
https://web.archive.org/web/20101007225155/http://ceres.ca.gov/geo_area/bioregions/Mojave/

California Environmental Resources Evaluation System (CERES) 2011h. The Colorado Desert Bioregion – An Overview. Available at:
https://web.archive.org/web/20101007225141/http://ceres.ca.gov/geo_area/bioregions/Colorado_Desert/

California Environmental Resources Evaluation System (CERES) 2011i. [The South Coast Bioregion – An Overview](https://web.archive.org/web/20101007225233/http://ceres.ca.gov/geo_area/bioregions/South_Coast/). Available at: https://web.archive.org/web/20101007225233/http://ceres.ca.gov/geo_area/bioregions/South_Coast/

California Geological Survey 2002. [Guidelines for Evaluating the Hazard of Surface Fault Rupture](http://www.conservation.ca.gov/cgs/Documents/Publications/Note_49.pdf). http://www.conservation.ca.gov/cgs/Documents/Publications/Note_49.pdf Date Accessed: October 15, 2018

[California Interagency Watershed Map of 1999 \(Calwater 2.2.1\)](https://map.dfg.ca.gov/metadata/calw221_polygon_20131205_wm.html). https://map.dfg.ca.gov/metadata/calw221_polygon_20131205_wm.html Date Accessed: October 15, 2018

California Invasive Plant Council. 2000. Invasive Plants of California's Wildlands (Carla C. Bossard, John M. Randall, and Marc C. Hoshovsky, *Eds.*). University of California Press, Berkeley, CA. 360 pp.

Chapman G, Anderson B, Bailer A, Baird R, Berger R, Burton D, Denton D, Goodfellow W, Herber M, McDonald L, Norberg-King T, Ruffer P. 1996. Methods and appropriate endpoints. In Grothe D, Dickson K, Reed-Judkins D, eds, Whole Effluent Toxicity Testing: An evaluation of methods and prediction of receiving system impacts. SETAC, Pensacola, FL, USA, pp. 51-82.

[City of Citrus Heights. 2011. Citrus Heights greenhouse gas reduction plan](http://www.citrusheights.net/203/Greenhouse-Gas-Reduction-Plan). <http://www.citrusheights.net/203/Greenhouse-Gas-Reduction-Plan> Date Accessed: September 11, 2018

City of Firebaugh. 2017. Mitigated Negative Declaration: Firebaugh WWTP Upgrade Project. Prepared by Crawford & Bowen Planning, Inc., Visalia, CA. 126 pp.

City of Merced. 2006. Volume I – Report: City of Merced Wastewater Treatment Plant Expansion Project, Draft Environmental Impact Report, SCH No. 2205101135. Prepared by: City of Merced, Merced, CA. 239 pp.

[City of Pasadena. 2017. Pasadena's Climate Action Plan](https://ww5.cityofpasadena.net/planning/wp-content/uploads/sites/56/2017/12/Draft-Pasadena-Climate-Action-Plan.pdf). <https://ww5.cityofpasadena.net/planning/wp-content/uploads/sites/56/2017/12/Draft-Pasadena-Climate-Action-Plan.pdf> Date Accessed: September 11, 2018

City of Shasta Lake. 2014. Initial Study: City of Shasta Lake Wastewater Treatment Facility Upgrade Project. Prepared by: Analytical Environmental Services, Sacramento, CA. 171 pp.

Currier B, Minton G, Pitt R, Roesner L, Schiff K, Stenstrom M, Strassler E, Strecker E. 2006. The Feasibility of Numeric Effluent Limits Applicable to Discharges of Storm Water Associated with Municipal, Industrial and Construction Activities. Sacramento, CA: State Water Resources Control Board.

Diamond J, Denton D, Anderson B, Phillips B. 2011. It is time for changes in the analysis of whole effluent toxicity data. Integrated Environmental Assessment and Management. 8(2): 351– 358.

Diamond J, Denton D, Roberts J, Zheng L. 2013. Evaluation of the Test of Significant Toxicity for determining the toxicity of effluents and ambient water samples. Environmental Toxicology and Chemistry. 32(5): 1101–1108.

Denton D, Miller J, Stuber R. 2010. EPA Regions 8, 9, and 10 Toxicity Training Tool. San Francisco, CA: United States Environmental Protection Agency.

Denton D, Diamond J, Zheng L. 2011. Test of Significant Toxicity: a statistical application for assessing whether an effluent or site water is truly toxic. Environmental Toxicology and Chemistry. 30(5): 1117–1126.

Erickson, W and McDonald, L. 1995. Tests for bioequivalence of control media and test media in studies of toxicity. Environmental Toxicology and Chemistry. 14(7)1247-1256

Gatto, M. 2014. Assembly Bill 52. Sacramento, CA: CA State Senate

Governor's Office of Planning and Research. 2003. State of California General Plan Guidelines. http://opr.ca.gov/docs/General_Plan_Guidelines_2003.pdf Date Accessed: September 17, 2018

Grothe D, Dickson K, Reed-Judkins D. 1996. Whole effluent toxicity testing: an evaluation of methods and prediction of receiving system impacts. SETAC Pellston Workshop on Whole Effluent Toxicity; 1995 Sept 16-25; Pellston, MI. Pensacola FL: Society of Environmental Toxicology and Chemistry.

ICF International. 2015. Marin County Climate Action Plan (2015 Update). July. (ICF 00464.13.) San Francisco. Prepared for Marin County, California. https://www.marincounty.org/-/media/files/departments/cd/planning/sustainability/climate-and-adaptation/full-cap-2015/marincapupdate_final_20150731.pdf?la=en Date Accessed: September 11, 2018

Intergovernmental Panel on Climate Change. 2007. Contribution of working Group I to the fourth assessment report of the Intergovernmental Panel on Climate Change. 2007. Solomon, S, Qin,

D, Manning, M, Chen, Z, Marquis, M, Averyt, K, Tignor M, MillerH, (eds.). Cambridge University Press, Cambridge, United Kingdom and New York, NY, USA.

Los Angeles Water Board. 2007. Trash Total Maximum Daily Load for the Los Angeles River Watershed.

Landis W, Chapman P. 2011a. Well past time to stop using NOELs and LOELs. Integrated Environmental Assessment and Management. 7:vi-vii.

Markiewicz D, Stillway M, Teh S. 2012. Toxicity in California Waters: Central Valley Region. Surface Water Ambient Monitoring Program, Sacramento, CA: State Water Resources Control Board.

Moyle, P. 2002. Inland fishes of California. Berkeley: University of California Press. Moyle P B, Merz J. 2006 Salmon, Wildlife, and Wine: Marine-Derived nutrients in human-dominate ecosystem of central California. Ecological Applications. 16(3): 99-1009

National Park Service (NPS). 1990. National Register Bulletin 15: How to Apply the National Register Criteria for Evaluation. Published 1990, revised for Internet 2002. <http://www.cr.nps.gov/nr/publications/bulletins/nrb15/> Date Accessed: September 5, 2018

Norberg-King T, Ausley L, Burton D, Goodfellow W, Miller J, Waller W. 2005. Toxicity Reduction and Toxicity Identification Evaluations for Effluents, Ambient Waters, and Other Aqueous Media. Pensacola FL: Society of Environmental Toxicology and Chemistry. Provost & Pritchard Consulting Group. Initial Investigative Toxicity Reduction Evaluation: Wastewater Treatment and Disposal Facilities. 2012. Fresno, CA: Malaga County Water District.

Pikitch, E, Doukakis, P, Lauck, L, Chakrabarty, P, Erickson, D. 2005. Status, trends and management of sturgeon and paddlefish fisheries. Fish and Fisheries 6: 233–265.

Robert B, Noble A, Bailer J, Noe D. 2009. Comparing methods for analyzing over dispersed binary data in aquatic toxicology. Environmental Toxicology and Chemistry. 28(5): 997–1006.

Sacramento Regional County Sanitation District. 2014. Draft Environmental Impact report for the Sacramento Regional County Sanitation District EchoWater Project. Prepared by Ascent Environmental, Inc., Sacramento, CA. 538 pp.

Sacramento Stormwater Quality Partnership. 2007. Stormwater Quality Design Manual for the Sacramento and South Placer Regions February 2007. Public Review Draft. Sacramento, CA.

Shukla R, Wang Q, Fulk F, Deng C, Denton D. 1999. Bioequivalence approach for whole effluent toxicity testing. Environmental Toxicology and Chemistry. 19(1): 169–174.

Sommer T, Harrell W, Feyrer F. 2013. Large-bodies fish migration and residency in a flood basin of Sacramento River, California, USA. Ecology of Freshwater Fish 2014. 23:414-423.

Southern California Coastal Water Research Project (SCCWRP). 2013. Hydromodification: A Fact Sheet from the Southern California Coastal Water Research Project.
<ftp://ftp.sccwrp.org/pub/download/DOCUMENTS/FactSheets/HydromodFactSheet.pdf>
Date Accessed: October 15, 2018

Service, R. 2007. Delta blues, California style. Science 317: 442–445.

State of California. 2017. [Welcome to the Abandoned Mine Lands Program](http://www.conservacion.ca.gov/dmr/abandoned_mine_lands). State of California. www.conservacion.ca.gov/dmr/abandoned_mine_lands Date Accessed: October 15, 2018

State Water Resources Control Board. 2004. Policy for Implementation and Enforcement of the Nonpoint Source Pollution Control Program. Sacramento, CA: Division of Water Quality.

State Water Resources Control Board. 2005a. California Ocean Plan, Water Quality Control Plan for Ocean Waters of California. Sacramento, CA: Division of Water Quality.

State Water Resources Control Board. 2005b. Policy for Implementation of Toxics Standards for Inland Surface Waters, Enclosed Bays, and Estuaries of California. Sacramento, CA: Division of Water Quality.

[State Water Resources Control Board. 2011. Effluent, Stormwater, and Ambient Toxicity Test Drive Analysis of the Test of Significant Toxicity \(TST\). Sacramento, CA: Division of Water Quality.](#)

State Water Resources Control Board. 2012a. Program Final Environmental Impact Report for Exception to the California Ocean Plan for Areas of Special Biological Significance Waste Discharge Prohibition for Storm Water and Nonpoint Source Discharges, with Special Protections. Sacramento, CA: Division of Water Quality.

State Water Resources Control Board. 2012b. Final Draft Staff Report Substitute Environmental Documentation for the Amendment of the Water Quality Control Plan Ocean Waters of California. Sacramento, CA: Division of Water Quality.

State Water Resources Control Board, California Coastal Commission. 2015. [California Nonpoint Source Program Implementation Plan 2014-2020](#). Sacramento, CA: Division of Water Quality.
www.waterboards.ca.gov/water_issues/programs/nps/docs/plans_policies/sip_2014to2020.pdf Date Accessed: October 15, 2018

State Water Resources Control Board. 2015b. 2102 California Integrated Report (Clean Water Act Section 303(d) List and 305(b) Report). Sacramento, CA: Division of Water Quality.

State Water Resources Control Board. 2017. Final Staff Report, Including Substitute Environmental Documentation for Part 2 of the Water Quality Control Plan for inland Surface Waters, Enclosed Bays and Estuaries of California—Tribal and Subsisting Fishing Beneficial Uses and Mercury Provisions. Sacramento CA: Division of Water Quality.

Stevenson C, James K, Gold M. 2009. License to Kill: The Ineffectiveness of Toxicity Testing as a Regulatory Tool in the Los Angeles Region, 2000–2008. Santa Monica, CA: Heal the Bay.

Stillway M, Markiewicz D, Teh S. 2012a. Toxicity in California Waters: North Coast Region. Surface Water Ambient Monitoring Program, Sacramento, CA: State Water Resources Control Board.

Stillway M, Markiewicz D, Anderson B, Phillips B, Teh S. 2012b. Toxicity in California Waters: Lahontan Region. Surface Water Ambient Monitoring Program, Sacramento, CA: State Water Resources Control Board.

Stillway M, Markiewicz D, Anderson B, Phillips B. 2012c. Toxicity in California Waters: Santa Ana Region. Surface Water Ambient Monitoring Program, Sacramento, CA: State Water Resources Control Board.

Thalheimer, E. 2000. Construction noise control program and mitigation strategy at the Central Artery Tunnel Project. Noise Control Engineering Journal. 48: 157 165.

United Parcel Service. 2018. Webpage on UPS Environmental responsibility.
<https://sustainability.ups.com/committed-to-more/fuels-and-fleets/> Date Accessed: September 5, 2018

U.S. Environmental Protection Agency. 1991. Technical Support Document for Water Quality- Based Toxics Control. EPA 505-2-90-001. Washington, DC: Office of Water.

U.S. Environmental Protection Agency. 1999. Toxicity Reduction Evaluation Guidance for Municipal Wastewater Treatment Plants. EPA 833-B-99-002. Washington, DC: Office of Wastewater Management.

U.S. Environmental Protection Agency. 2000. Understanding and Accounting for Method Variability in Whole Effluent Toxicity Applications Under the National Pollutant Discharge Elimination System Program. EPA 833-R-00-003. Washington, DC: Office of Wastewater Management.

U.S. Environmental Protection Agency. 2002a. Methods for Measuring the Acute Toxicity of Effluents and Receiving Waters to Freshwater and Marine Organisms (5th Edition). EPA 821-R- 02-012. Washington, DC: Office of Water.

U.S. Environmental Protection Agency. 2002b. Short-term Methods for Estimating the Chronic Toxicity of Effluents and Receiving Waters to Freshwater Organisms (4th Edition). EPA 821-R- 02-013. Washington, DC: Office of Water.

U.S. Environmental Protection Agency. 2002c. Short-term Methods for Estimating the Chronic Toxicity of Effluents and Receiving Waters to Marine and Estuarine Organisms (4rd Edition). EPA 821-R-02-014. Washington, DC: Office of Water.

U.S. Environmental Protection Agency. 2006. U.S. Environmental Protection Agency peer Review Handbook, 3rd edition. Appendix A. EPA's Peer Review Policy. EPA/100/B-06/002. Washington, DC: Science Policy Council.

U.S. Environmental Protection Agency. 2008. Summary of Peer Review of EPA Document: Evaluation of the Test of Significant Toxicity (TST) as an Alternative to Current Recommended Statistical Analysis Approaches for Acute and Chronic Whole Effluent Toxicity. Alexandria, VA: Avanti Corporation.

U.S. Environmental Protection Agency. 2010a. National Pollutant Discharge Elimination System Test of Significant Toxicity Implementation Document. EPA 833-R-10-003. Washington, DC: Office of Wastewater Management.

U.S. Environmental Protection Agency. 2010b. National Pollutant Discharge Elimination System Test of Significant Toxicity Technical Document. EPA 833-R-10-004. Washington, DC: Office of Wastewater Management.

U.S. Environmental Protection Agency. 2011. Whole Effluent Toxicity Test Drive Analysis of the Test of Significant Toxicity (TST). Sacramento CA: EPA Region 9.

U.S. Environmental Protection Agency. 2013 Nov. National Assessment Database. [Assessment Data for the State of California Year 2004.](http://iaspub.epa.gov/tmdl_waters10/attains_state.control?p_state=CA&p_cycle=2010#prob_source)
http://iaspub.epa.gov/tmdl_waters10/attains_state.control?p_state=CA&p_cycle=2010#prob_source Date accessed: November 22, 2013

U.S. Environmental Protection Agency. 2014a Dec. NPDES Permit Quality Review State of California. San Francisco, Los Angeles, Central Valley, and San Diego Regional Water Quality Control Boards. San Francisco CA: EPA Region 9.

U.S. Environmental Protection Agency. 2014b Nov. Memorandum, Revisions to the November 22, 2002 Memorandum 'Establishing Total Maximum Daily Load (TMDL) Wasteload Allocations (WLAs) for Storm Water Sources and NPDES Permit Requirements Based on Those WLAs. Washington D.C.: Office of Water.

U.S. Environmental Protection Agency Region 3. 2014c. NPDES permit Quality Review State of Pennsylvania. Philadelphia, PA: EPA Region 3

U.S. Environmental Protection Agency Region 9. 2015. NPDES permit Quality Review State of Hawaii. San Francisco CA: EPA Region 9

[U.S. Environmental Protection Agency. 2017 March. Polluted Runoff: Nonpoint Source Pollution.](https://www.epa.gov/nps/types-nonpoint-source-pollution) Types of Pollution. <https://www.epa.gov/nps/types-nonpoint-source-pollution>
Date Accessed: October 15, 2018

Zheng L, Diamond J, Denton D. 2012. Evaluation of whole effluent toxicity data characteristics and use of Welch's t-test in the Test of Significant Toxicity Analysis. Environmental Toxicology and Chemistry. 32(2): 468–474

Sources Relied Upon

Anderson B, Phillips B, Hunt J, Worcester K, Adams M, Kapellas N, Tjeerdema R. 2006. Evidence of pesticide impacts in the Santa Maria River watershed, California, USA. *Environmental Toxicology and Chemistry*. 25(4): 1160–1170.

Diamond J, Denton D, Roberts J, Zheng L. 2013. Evaluation of the Test of Significant Toxicity for determining the toxicity of effluents and ambient water samples. *Environmental Toxicology and Chemistry*. 32(5): 1101–1108.

Erickson W, McDonald L. 1995. Tests for bioequivalence of control media and test media in studies of toxicity. *Environmental Toxicology and Chemistry*. 14(7): 1247–1256.

Grothe D, Dickson K, Reed-Judkins D. 1996. Whole effluent toxicity testing: an evaluation of methods and prediction of receiving system impacts. SETAC Pellston Workshop on Whole Effluent Toxicity; 1995 Sept 16-25; Pellston, MI. Pensacola FL: Society of Environmental Toxicology and Chemistry.

Norberg-King T, Ausley L, Burton D, Goodfellow W, Miller J, Waller W. 2005. Toxicity Reduction and Toxicity Identification Evaluations for Effluents, Ambient Waters, and Other Aqueous Media. Pensacola FL: Society of Environmental Toxicology and Chemistry. Provost & Pritchard Consulting Group. Initial Investigative Toxicity Reduction Evaluation: Wastewater Treatment and Disposal Facilities. 2012. Fresno, CA: Malaga County Water District.

Robert B, Noble A, Bailer J, Noe D. 2009. Comparing methods for analyzing over dispersed binary data in aquatic toxicology. *Environmental Toxicology and Chemistry*. 28(5): 997–1006.

Shukla R, Wang Q, Fulk F, Deng C, Denton D. 1999. Bioequivalence approach for whole effluent toxicity testing. *Environmental Toxicology and Chemistry*. 19(1): 169–174.

State Water Resources Control Board. 2011. Effluent, Stormwater, and Ambient Toxicity Test Drive Analysis of the Test of Significant Toxicity (TST). Sacramento, CA: Division of Water Quality.

Stevenson C, James K, Gold M. 2009. License to Kill: The Ineffectiveness of Toxicity Testing as a Regulatory Tool in the Los Angeles Region, 2000–2008. Santa Monica, CA: Heal the Bay.

1. Appendix A. Abbreviations

AB	Assembly Bill
AMEL	Average monthly effluent limitation
AML	Average monthly limits
ARB	California Air Resources Board
Basin Plan	Regional Water Quality Control Plan
BMPs	Best management practices
Cal. Code of Regs	California Code of Regulations
California Ocean Plan	The Water Quality Control Plan for Ocean Waters of California
Caltrans	California Department of Transportation
Caltrans MS4 Permit	Statewide Storm Water Permit Waste Discharge Requirements for State of California Department of Transportation
CEDEN	California Environmental Data Exchange Network
CEQA	California Environmental Quality Act
C.F.R.	Code of Federal Regulations
CGP	Construction General Permit, also known as the General Permit for Discharges of Storm Water Associated with Construction Activity
CTR	California Toxics Rule
Clean Water Act	Federal Water Pollution Control Act
DTSC	Department of Toxic Substance Control
DWQ	Division of Water Quality
EC	Effect concentration
EIR	Environmental Impact Report
IC	Inhibition concentration
IGP	Industrial General Permit, also known as the Statewide General Permit for Storm Water Discharges Associated with Industrial Activities
ISWEBE Plan	The Water Quality Control Plan for Inland Surface Waters, Enclosed Bays, and Estuaries
IWC	Instream waste concentration
LA	Load Allocation
LC	Lethal concentration
LOEC	Lowest observed effect concentration
MDEL	Maximum daily effluent limitation
MGD	Million gallons per day
MDL	Maximum daily limitation

MHI	Median household income
MMEL	Median monthly effluent limitation
MMP	Mandatory minimum penalty
MS4	Municipal separate storm sewer system
NAL	Numeric Action Level
ND	Non-detect
NOAEC	No observed adverse effect concentration
NOEC	No observed effect concentration
NPDES	National pollutant discharge elimination system
NPS	Nonpoint source
NTR	National Toxics Rule
OAL	Office of Administrative Law
O/M	Operations and Maintenance
PMSD	Percent minimum significant difference
POTW	Publicly owned treatment works
Regional Water Board	Regional Water Quality Control Board or
Boards RMD	Regulatory management decision
RMPs	Regional monitoring programs
SED	Substitute Environmental Documentation
SIP	Policy for Implementation of Toxics Standards for Inland Surface Waters, Enclosed Bays, and Estuaries of California (State Implementation Policy)
State Water Board	State Water Resources Control Board
SWAMP	Surface Water Ambient Monitoring Program
SWPPP	Storm Water Pollution Prevention Plan
TAC	Test Acceptability Criteria
Technical Support Document	Technical Support Document for Water Quality-Based Toxics Control
TIE	Toxicity identification evaluation
TMDL	Total Maximum Daily Load
Toxicity Training Tool	EPA Region 8, 9, and 10 Toxicity Training
Tool TRE	Toxicity reduction evaluation
TST	Test of Significant Toxicity
TST Technical Document	National Pollution Discharge Elimination System Test of Significant Toxicity Technical Document
TST Test Drive	Effluent, Storm water, and Ambient Toxicity Test Drive Analysis of the Test of Significant Toxicity
TU	Toxicity units
TU _a	Toxicity units—acute

TU _c	Toxicity units—chronic
U.S. EPA	United States Environmental Protection Agency
U.S.C	United States Code
USFWS	United States Fish and Wildlife Service
USGS	United States Geological Survey
Wat. Code	California Water Code
Water Boards	The State Water Resources Control Board and the Regional Water Quality Control Boards
WDR	Waste Discharge Requirements
WET	Whole effluent toxicity
WLA	Waste Load Allocation
WWTP	Wastewater treatment plant

2. [Appendix B. Glossary](#)

Acute Toxicity Test: A test to determine an adverse effect (usually lethality) on a group of test organisms during a short-term exposure (e.g. 24, 48, or 96 hours).

Average Monthly Limit (AML)/Average Monthly Effluent Limitation (AMEL): The highest allowable average of daily discharges over a calendar month, calculated as the sum of all daily discharges measured during a calendar month divided by the number of daily discharges measured during that month.

Chronic Toxicity Test: A test to determine an adverse effect (sub-lethal or lethal) on a group of test organisms during an exposure of duration long enough to assess sub-lethal effects.

Coefficient of Variation (CV): A standard statistical measure of the relative variation of a distribution or set of data, defined as the standard deviation divided by the mean, (also referred to as the relative standard deviation).

Effect Concentration (EC): A point estimate of the toxicant concentration that would cause an observable adverse effect (e.g., death, immobilization, or serious incapacitation) in a given percentage of the test organisms, calculated from a continuous model (e.g., Probit).

Flow-Through Acute Toxicity Testing Systems: A toxicity testing system where an effluent sample is either pumped continuously from the sampling point directly to a dilutor system; or collected and placed in a tank adjacent to the test laboratory and pumped continuously from the tank to a dilutor system.

Hypothesis Testing: A statistical technique (e.g., Dunnett's test) used to determine whether a tested concentration results in a statistically different response from that observed in the control. The statistical endpoints derived from traditional hypothesis testing are the no observed effect concentration (NOEC), lowest observed effect concentration (LOEC), no observed adverse effect concentration (NOAEC), and pass/fail.

Inhibition Concentration (IC): A point estimate of the toxicant concentration that would cause a given percent reduction in a sublethal, biological measurement of the test organisms, such as reproduction or growth.

Insignificant Discharges: NPDES discharges that are determined to be a very low threat to water quality by the PERMITTING AUTHORITY.

Instream Waste Concentration (IWC): The concentration of effluent in the receiving water after mixing as determined by the PERMITTING AUTHORITY. For purposes of aquatic toxicity, when a mixing zone and dilution credit are granted, the IWC shall be determined as indicated in Section IV.B.2.d of the Provisions. If no MIXING ZONE is allocated, then the undiluted effluent (100 percent) shall be used as the IWC. For

assessing whether receiving waters meets the numeric water quality objectives, the undiluted ambient water shall be used as the IWC in the TEST OF SIGNIFICANT TOXICITY (TST) as indicated in Section IV.B.1.c of the Provisions.

Lethal Concentration (LC): The concentration of effluent or receiving water sample that causes death in a pre-determined percentage of test organisms over a specified period of time.

Lowest Observed Effect Concentration (LOEC): The lowest tested concentration of an effluent or receiving water sample that causes observable, adverse effect on the test organisms

Management Practice: Any program, process, siting criteria, operating method, measure or device which controls, prevents, removes, or reduces pollution. Optimal management practices are referred to as “best management practices.”

Maximum Daily Limit (MDL)/Maximum Daily Effluent Limitation (MDEL): For the purposes of chronic and acute aquatic toxicity, an MDEL is an effluent limitation based on the outcome of the TEST OF SIGNIFICANT TOXICITY (TST) approach and the resulting PERCENT EFFECT at the IWC, as described in Section IV.B.2.e of the Provisions.

Minimum Significant Difference (MSD): The measure of test sensitivity that establishes the minimum difference required between a control and a test treatment in order for that difference to be considered statistically significant.

Median Monthly Effluent Limitation (MMEL): For the purposes of chronic and acute aquatic toxicity, an MMEL is an effluent limitation based on a maximum of three independent toxicity tests, analyzed using the TST, as described in Section IV.B.2.e of the Provisions.

Municipal Separate Storm Sewer System (MS4): A conveyance or system of conveyances (including roads with drainage systems, municipal streets, catch basins, curbs, gutters, ditches, man-made channels, or storm drains) designed or used for collecting or conveying storm water, which is not a combined sewer; and which is not part of a publicly owned treatment works.

Nonpoint Source (NPS): Sources that do not meet the definition of a POINT SOURCE, as defined below.

No Observed Adverse Effect Concentration (NOAEC): A hypothesis test statistical endpoint expressing the highest concentration of effluent or receiving water sample at which the survival of the test organisms is not significantly different from that of the control.

No Observed Effect Concentration (NOEC): The highest tested concentration of an effluent or receiving water sample that causes no observable, adverse effect on the test organisms.

Permitting Authority: The State Water Board or a regional water board that issues a permit, waste discharge requirements, water quality certification, or other authorization for the discharge or proposed discharge of waste. To the extent that the action is delegable, the term “Permitting Authority” can include the Executive Officer of Executive Director.

Point Estimate: A statistical inference that estimates the true value of a parameter by computing a single value of a statistic from a set of sample data.

Publicly Owned Treatment Works (POTW): Facilities owned by a state or municipality that store, treat, recycle, and reclaim municipal sewage or industrial wastes of a liquid nature. Similar facilities that are privately, instead of publicly owned, are included in this definition for purposes of Section IV.B of the Provisions.

Regulatory Management Decision (RMD): The decision that represents the maximum allowable error rates and thresholds for toxicity and non-toxicity that would result in an acceptable risk to AQUATIC LIFE.

Response: A measured biological change as a result of exposure to a stimulus.

~~**Small Disadvantaged Community:** Municipalities with populations of 20,000 persons or less, or a reasonably isolated and divisible segment of a larger municipality encompassing 20,000 persons or less, with an annual median household income that is less than 80 percent of the statewide annual median household income.~~

Test of Significant Toxicity (TST): A statistical approach used to analyze toxicity test data. The TST incorporates a restated null hypothesis, Welch’s t-test, and regulatory management decisions for chronic and acute toxicity.

Toxicity Identification Evaluation (TIE): Techniques used to identify the unexplained cause(s) of toxic event. TIE involves selectively removing classes of chemicals through a series of sample manipulations, effectively reducing complex mixtures of chemicals in natural waters to simple components for analysis. Following each manipulation, the toxicity sample is assessed to see whether the toxicant class removed was responsible for the toxicity

Toxicity Reduction Evaluation (TRE): A study conducted in a step-wise process designed to identify the causative agents of effluent or ambient toxicity, isolate the sources of toxicity, evaluate the effectiveness of toxicity control options, and then confirm the reduction in toxicity. A TIE may be required as part of the TRE, if appropriate

Toxicity Units—acute (TU_a): A measure of toxicity that is 100 times the reciprocal of the effluent or receiving water concentration that causes 50 percent of the organisms to die in an acute toxicity test (TU_a = 100/LC₅₀). The larger the TU_a value, the greater the acute toxicity.

Toxicity Units—chronic (TU_c): A measure of toxicity that is 100 times the reciprocal of the effluent or receiving water concentration that causes no observable effect on the test

organisms in a chronic toxicity test ($TU_c = 100/NOEC$ or $100/EC_{25}$). The larger the TU_c value, the greater the chronic toxicity.

Type I Error (α Error): The rejection of the null hypothesis (H_0) when it is, in fact, true.

Type II Error (β Error): The acceptance of the null hypothesis (H_0) when it is, in fact, not true.

3. Appendix C. Bioregions of California

C.1 Introduction

California contains a wide variety of bioregions, from desert environments below sea level, to coastal areas, to alpine areas of 14,000 feet or more in elevation. The diversity of geography in conjunction with variations in temperature and moisture leads to a significant diversity of biological resources. California has the highest total number of species and the highest number of endemic species within its borders as compared with any other state. California also has the highest number of rare species (species typically listed under the federal Endangered Species Act [ESA] or the California ESA), and about one-third of those species are at risk, meaning these species have the potential for local or global extinction.

California is divided geographically into bioregions (California Biodiversity Council, 2008), classified by relatively large areas of land or water, which contain characteristic, geographically distinct assemblages of natural communities and species. The biodiversity of flora, fauna, and ecosystems that characterize a bioregion tend to be distinct from that of other bioregions.

California is divided into 10 bioregions: Modoc, Klamath/North Coast, Sacramento Valley, Bay Area/Delta, Sierra, San Joaquin Valley, Central Coast, Mojave Desert, South Coast, and Colorado Desert (Figure C-1). While Appendix C refers to all bioregions in California, the Provisions would apply only to inland surface waters, enclosed bays, and estuaries in California that are subject to regulation under the state's Porter-Cologne Water Quality Control Act and the federal Clean Water Act. The Provisions would not apply to ocean waters and non-enclosed bays such as Monterey Bay and Santa Monica Bay.



Figure C-1. Bioregions of California

C.2 Modoc Bioregion (CERES 2011a)

The Modoc Bioregion, an area of stark contrast to the rest of the state, extends across California's northeast corner from Oregon to Nevada, and south to the southern border of Lassen County. From many vantage points, the view to the west is of forests and mountains, while the vista to the east is high desert characteristic of Nevada. Much of this sparsely populated bioregion consists of forests, mountains, high desert, valleys, piney woodlands, and volcanic remains in its natural state.

C.2.1 Location, Cities, and Population

Bounded by Oregon on the north and Nevada on the east, the Modoc bioregion extends westward across the Modoc Plateau, encompassing the Lassen and Modoc national forests. It includes all or part of seven counties: Modoc, and Lassen, and the eastern end of Shasta, Siskiyou and Tehama, northern edges of Butte and Plumas. Because bioregions have only fuzzy lines and can take in portions of several counties, it is difficult to estimate their populations precisely. But the rural nature of the Modoc Bioregion is reflected in the populations of the two counties totally contained within its boundaries: Modoc, 10,700, and Lassen, 29,800. According to 1990 census figures, Modoc has the smallest population of all 10 bioregions, with fewer than 81,000. The largest cities are Alturas, the Modoc County seat; Susanville, the Lassen County seat; Burney in eastern Shasta County, and Maglia in northern Butte County.

The Northern Paiute and the Paiute-Shoshone tribes are native to this bioregion. Indian reservations include Fort Bidwell, Alturas, Cedarville, Likely, and Lookout Rancherias; and Pit River, all in Modoc County.

Main highways are U.S. Highway 395 and state routes 299, 139, 89, 44, and 36.

C.2.2. Industry

Ranching is the major agricultural industry, and timber is a significantly large employer.

C.2.3 Climate and Geography

The climate features hot, dry summers and cold, moist winters with snow at higher elevations. Geography is varied in the Modoc Bioregion, with volcanic areas and wetlands to the west and high desert to the east. Lassen Volcanic National Park, which is studded with lakes and crowned by 10,457-foot Lassen Peak; Tule Lake, and Clear Lake National Wildlife Refuges, Ahjumawi Lava Springs State Park, and Lava Beds National Monument are on the western side. The eastern side, which resembles its neighbor, Nevada, has desert alkali lakes, Honey Lake Valley, and Modoc National Wildlife Refuge. The last volcanic activity at Mount Lassen was in 1915.

The bioregion includes Modoc and Lassen National Forests and part of the Klamath National Forest. The largest lakes are Lake Almanor in Plumas County, Eagle Lake in

Lassen County, Lower Klamath Lake in Siskiyou County, and Goose Lake in Modoc County. The Pit River flows southwest from the rugged Warner Mountains in eastern Modoc and Lassen counties across the Modoc Plateau and into the Sacramento River.

C.2.4 Plants and Wildlife

Juniper and sagebrush cover much of the eastern side of the Modoc Bioregion, while yellow and Jeffrey pine, white fir, mixed conifer, cedar, and aspen are common in the more mountainous and forested areas to the west. Rare plants include yellow arrowleaf, balsam root, long-haired star tulip, spiny milkwort, Ash Creek ivesia, Raven's lomatium, and woolly stenotus.

Wildlife include bald eagles, antelope, greater sandhill cranes, ospreys, Canada geese, black-crowned night herons, mule deer, muskrats, pronghorn, cinnamon teal, northern pintails, Swainson's hawks, sage grouse, rainbow trout, marmots, hummingbirds, great horned owls, black bears, coyotes, porcupine, Modoc sucker, goshawk, bank swallow, Shasta crayfish, sage grouse, and Lost River sucker.

C.3 Klamath/North Coast Bioregion (CERES 2011b)

The Klamath/North Coast Bioregion in California's northwestern corner extends roughly one-quarter of the way down the 1,100-mile coast and east across the Coastal Range and into the Cascades. This bioregion is famous for its rocky coastline, salmon fishing, and lush mountain forests of spectacular ancient redwoods and Douglas fir. Redwood National Park and numerous state parks, rivers, wilderness areas, and four national forests are in this bioregion.

C.3.1 Location, Cities, and Population

Ten counties make up the Klamath/North Coast Bioregion: Del Norte, most of Siskiyou, Humboldt, Trinity, Mendocino, Lake, and the northwestern portions of Shasta, Tehama, Colusa, and Glenn. Its boundaries are the Oregon border on the north, and the southern borders of Lake and Mendocino counties on the south. Despite the huge area of this bioregion, its population is only about 410,000 according to 1990 census figures. The bioregion extends from the Pacific Coast eastward more than halfway across California to the Modoc Plateau and the Sacramento Valley floor. The Hoopa Valley, Yurok, Karok, Paiute-Shoshone, and Pomo-Kato Indians are native to various parts of this bioregion.

The largest cities are Redding -- a Northern California crossroad on Interstate 5 -- and Eureka, a Humboldt County seaport. Smaller cities include Clearlake, Ukiah, Arcata, Fort Bragg, Yreka, Mendocino, and Crescent City. Main highways are I-5, U.S. 101, and state Highways 36, 299, 96, and 3, which cross mountains and can be steep and winding.

C.3.2 Industry

Along the coast, redwood trees hundreds or thousands of years old are a cherished natural resource and major tourist attraction. These forests are home to the endangered

marbled murrelet, a seabird that nests in old-growth, and the threatened northern spotted owl, whose decline prompted severe reductions in federal timber harvest sales to preserve its habitat.

Listing of the owl under the federal ESA and other 1990s environmental actions caused economic impacts upon the once-booming timber industry, such as forcing closure of many sawmills and dislocation of workers. Communities once dependent on timber activities are being forced to diversify their economies, and are encouraging the growth of tourism, improving infrastructure, and seeking ways to attract and accommodate new businesses. Cattle ranching, dairy farming, and fishing are popular traditional industries of the bioregion.

C.3.3 Climate and Geography

Much of the Klamath/North Coast Bioregion is covered by forest -- the Klamath, Shasta-Trinity, Six Rivers, and Mendocino National Forests, Jackson State Forest, and private forests, including the famous Headwaters ancient redwood forest in Humboldt County. This mountainous bioregion includes the North Coast Range and the Klamath, Siskiyou, Marble, Salmon, Trinity, and Cascade mountains. The Klamath/North Coast is the state's wettest climate, with rainfall distribution varying widely from an average annual 38 inches at Fort Bragg to 80 or more inches in the King Range National Conservation Area. The coastal climate is cool, moist, and often foggy, with rainy winters at lower elevations and snow in the higher mountains. Inland the climate is drier with low rainfall in winter and hot, dry summers.

Major rivers include the Eel, Trinity, Klamath, Russian, Smith, Salmon, Scott, Mad, and Mattole, which flows into the Pacific Ocean near seismically active Cape Mendocino. Clear Lake, Whiskeytown Lake, Clair Engle, and the western part of Shasta are the largest lakes in the bioregion.

C.3.4 Plants and Wildlife

Vegetation includes mixed conifer habitat of white fir, Douglas fir, ponderosa pine, Sierra lodgepole pine, incense cedar, sugar pine, red pine, Jeffrey pine, mountain hemlock, knobcone pine, western red cedar, red alder, redwood, tanoak, Pacific madrone, and chaparral. Rare plants include Sebastopol meadowfoam, Burke's goldfields, Humboldt Bay owl's clover, Calistoga ceanothus, Baker's navarretia, coast lily, swamp harebell, Tracy's sanicle, Snow Mountain willowherb, marsh checkerbloom, pale yellow stonecrop, Scott Mountain phacelia, McDonald's rock cress, Klamath Mountain buckwheat, Oregon fireweed, Adobe lily, dimorphic snapdragon, Colusa layia, Indian Valley brodiaea, and Stebbins' lewisia.

Wetlands provide places for resting, nesting, feeding and breeding for native and migrating birds and waterfowl. Wildlife in the bioregion includes deer, fox, black bear, mountain lion, California clapper rail, Aleutian Canada geese, Roosevelt elk, osprey, fisher, bank swallow, Coho salmon, king salmon, Lotis blue butterfly, bald eagle, Point Arena mountain beaver, Swainson's hawk, willow flycatcher, western sandpiper, and Oregon silverspot

butterfly. Rare species include northern spotted owl, marbled murrelet, American peregrine falcon, Lotis blue butterfly, Trinity bristle snail, red-legged frog, Siskiyou Mountains salamander, Pacific fisher, Del Norte salamander, Karok Indian snail, wolverine, goshawk, and Chinook salmon.

C.4 Sacramento Valley Bioregion (CERES 2011c)

The Sacramento Valley Bioregion, a watershed of the Sierra Nevada, is rich in agriculture, but is also significant as the seat of California's state government. Lying halfway between the Pacific Ocean and the Sierra Nevada, the Sacramento Valley affords convenient travel time to San Francisco and Lake Tahoe. The bioregion encompasses the northern end of the great Central Valley, stretching from Redding to the southeast corner of Sacramento County. Its southern boundary borders the northern edge of the Sacramento-San Joaquin River Delta. Sacramento, the home of California's state Capitol, sits at the confluence of the Sacramento and American Rivers.

C.4.1 Location, Cities, and Population

The broad, flat valley that comprises this bioregion touches nine counties, including all of Sutter, most of Sacramento, and Yolo, and portions of Butte, Colusa, Glenn, Placer, Shasta, Tehama, and Yuba counties. Sacramento, with a population of about 400,000, is the bioregion's largest city and ranks seventh in the state behind Fresno, Long Beach, San Francisco, San Jose, San Diego, and Los Angeles. Other large cities, all smaller than Sacramento, include Redding, Chico, Davis, West Sacramento, and Roseville. More than 1.5 million people inhabit this bioregion, making it the fourth most populous of the 10 bioregions, based on 1990 census figures. The cultural roots of the region date from Native American inhabitants, such as the Wintun Indians, to 19th century settlers who established and worked the farms and ranches.

Two of the state's major interstate highways, I-5, the state's main north-south artery, and transcontinental I-80, intersect in Sacramento. Other main highways include U.S. Highway 50, and State Highways 99, 44, 113, 70, and 20.

C.4.2 Industry

Agriculture and state government are important industries in the Sacramento Valley bioregion, but only three of the counties -- Sutter, Yolo, and Colusa -- rank among California's top 20 agricultural producers. Still, the valley is known for tomatoes, rice, and olives, among other prominent crops produced in the plentiful fields and orchards.

Food canneries, high-technology, and biotechnology play a significant role. The bioregion once had a substantial military presence with three Air Force bases, but downsizing changed the picture, closing Mather, then adding McClellan to the closure list, but sparing Beale. Shipping is important in the port of West Sacramento.

C.4.3 Climate and Geography

The changing of the seasons is more evident in the Sacramento Valley than in the coastal regions to the west. Summer hot spells that drive daytime temperatures into triple digits are relieved by cooling “Delta breezes” that carry moist air from San Francisco Bay eastward through the Delta and into the Sacramento area. The brief mild autumn ends when tule fog blankets the valley for much of the winter season from December into February, keeping temperatures chilled. Except during droughts, rainfall is frequent in winter, but snowfall is unusual because temperatures, particularly in the daytime, normally remain well above freezing.

The Sacramento Valley is flat for the most part, but is situated within view of mountains, which are particularly visible on clear days. To the west, the coastal range foothills loom on the horizon, while the snow-capped peaks of the Sierra Nevada can be seen to the east.

The valley's two major rivers—the Sacramento and American—carry water that originates in the Sierra Nevada south and west into the Sacramento-San Joaquin River Delta. The Delta supplies water to about two-thirds of California's 32 million residents. Other rivers include the Consumnes—the largest free-flowing river in the Central Valley—the lower Feather, Bear, and Yuba Rivers.

C.4.4 Plants and Wildlife

Oak woodlands, riparian forests, vernal pools, freshwater marshes, and grasslands provide the major natural vegetation of the Sacramento Valley Bioregion. The Sacramento Valley is the most prominent wintering site for waterfowl, attracting more than 1.5 million ducks and 750,000 geese to its seasonal marshes along the Pacific Flyway. Species include northern pintails, snow geese, tundra swans, sandhill cranes, mallards, grebes, peregrine falcons, heron, egrets, and hawks. Black-tailed deer, coyotes, river otters, muskrats, beavers, ospreys, bald eagles, salmon, steelhead, and swallowtail butterflies are just some of the wildlife that abounds in this bioregion. Species on the endangered species list include the winter-run Chinook salmon, delta smelt, giant garter snake, and the western yellow-billed cuckoo.

C.5 Bay Area/Delta Bioregion (CERES 2011d)

The Bay Area/Delta Bioregion is one of the most populous, encompassing the San Francisco Bay Area and the Sacramento-San Joaquin River Delta. Environmentally, the bioregion is the focus of debate over conflicting demands for the water that flows through the Delta, supplying two-thirds of California's drinking water, irrigating farmland, and sustaining fish and wildlife and their habitat. Under a historic accord in 1994, competing interests initiated a process for working together to “fix” the Delta.

C.5.1 Location, Cities, and Population

The bioregion fans out from San Francisco Bay in a jagged semi-circle that takes in all or part of 12 counties, including the state's top six in family income: Marin, Contra Costa,

Santa Clara, Alameda, Solano, San Mateo, as well as the counties of San Francisco, Sonoma, Napa, San Joaquin, and parts of Sacramento, and Yolo. Major cities include San Francisco, Santa Rosa, Oakland, Berkeley, Vallejo, Concord, and San Jose. Though of moderate size, the Bay-Delta Bioregion is the second most populous bioregion, next to the South Coast, with 6.6 million people, based on the 1990 census.

The Bay Area/Delta Bioregion extends from the Pacific Ocean to the Sacramento Valley and San Joaquin Valley bioregions to the northeast and southeast, and a short stretch of the eastern boundary joins the Sierra Bioregion at Amador and Calaveras counties. The bioregion is bounded by the Klamath/North Coast on the north and the Central Coast Bioregion to the south.

Major highways are Interstate 80, which concludes its transcontinental journey in San Francisco, I-280, I-580 and I-680, U.S. 101. State highways include 1, 12, 24, 29, 84, 92, 113, 116, 121, and 128.

C.5.2 Industry

Prominent industries of this bioregion include banking, high-technology and biotechnology, wine-making, fishing, shipping, oil refining, dairy farming, beer brewing, and fruit ranching. The Pacific coastal area of this bioregion features Point Reyes National Seashore, John Muir Woods National Monument, Golden Gate National Recreation Area, and numerous state parks and state beaches.

C.5.3 Climate and Geography

The temperatures in this Mediterranean climate don't vary much year-around. The coast experiences relatively cool, often foggy summers, mild falls, and chilly, rainy winters. Further inland, hot dry summers and warm autumns are followed by mild, wet winters. Snowfall is rare. The bioregion is mostly hilly with low coastal mountains and several peaks rising above 3,000 feet, including Mt. Diablo at 3,849 feet, in a state park. Coastal prairie provides grazing for wild and domestic animals, including dairy cattle.

The bioregion is named for its two major watersheds, San Francisco Bay and the Delta. Major rivers include the Russian, Gualala, Napa, Petaluma, and Alameda, and Putah Creeks. A network of reservoirs and canals comprise the State Water Project delivery system. Lake Berryessa in Napa County is the largest lake.

C.5.4 Plants and Wildlife

The habitats and vegetation of the Bay Area/Delta Bioregion are as varied as the geography. Coastal prairie scrub, mixed hardwoods and valley oaks are found among the rolling hills and mountains that descend to the ocean. Redwoods abound in Santa Cruz County. Coastal salt marsh lies around San Francisco Bay, and freshwater marshes are found in the Delta.

Eucalyptus, manzanita, northern coastal scrub, California buttercups, goldfields, and

Tiburon mariposa lily also are popular in the bioregion. Rare plants include Marin western flax, Baker's manzanita, Point Reyes checkerbloom, and Sonoma sunshine. Salt and freshwater marshes provide pickleweed, great bulrush, saltbush, and cattail.

Wetlands in the Bay-Delta -- brackish and freshwater -- furnish resting, nesting, feeding and breeding places for birds and waterfowl along the Pacific Flyway. These marshes, rich in biodiversity, are popular and necessary wintering spots for migrating birds.

Birds include canvasback, western grebe, black-crowned night heron, great egret, snowy egret, California brown pelican, white pelican, gull, acorn woodpecker, golden eagle, western bluebird, Caspian tern, American avocet, and cedar waxwing. Marine life includes Chinook salmon, harbor seal, sea lion, leopard shark, and bat ray. Other wildlife includes grey fox, mule deer, bobcat, raccoon, Pacific tree frog, and the swallowtail and painted lady butterfly.

Endangered species include the California least tern, California black rail and clapper rail, Smith's blue butterfly, salt marsh harvest mouse, California freshwater shrimp, northwestern pond turtle, and tidewater goby.

C.6 Sierra Bioregion (CERES 2011e)

The Sierra Bioregion is a vast and rugged mountainous area extending some 380 miles along California's eastern side and largely contiguous with Nevada. Named for the Sierra Nevada mountain range it encompasses, the Sierra Bioregion includes magnificent forests, lakes, and rivers that generate much of the state's water supply. It shares Lake Tahoe with Nevada and features eight national forests, three national parks -- Yosemite, Kings Canyon and Sequoia -- numerous state parks, historical sites, wilderness, special recreation and national scenic areas, and mountain peaks, including 14,495-foot Mt. Whitney.

C.6.1 Location, Cities, and Population

Eighteen counties, or their eastern portions, comprise the Sierra Bioregion: Alpine, Amador, Butte, Calaveras, El Dorado, Fresno, Inyo, Kern, Madera, Mariposa, Mono, Nevada, Placer, Plumas, Sierra, Tulare, Tuolumne, and Yuba. The bioregion extends from the northern edge of the Plumas National Forest south to Tejon Pass in the Tehachapi Mountains about 30 miles southeast of Bakersfield. The northern half of the Sierra Bioregion is bordered by the Nevada state line to the east and the Sacramento Valley floor to the west. The southern half of the Sierra extends westward from the Nevada state line and the western edge of the Bureau of Land Management's California Desert Conservation Area to the San Joaquin Valley floor. California's historic Mother Lode region of 19th century Gold Rush fame is in the Sierra Bioregion.

Scattered throughout the mountains are small cities such as Truckee, Placerville, Quincy, Auburn, South Lake Tahoe, and Bishop. The Sierra Nevada Ecosystem Project (SNEP) fixed the Sierra population at 650,000, which is consistent with 1990 census figures.

Major routes for vehicular traffic are Interstate 80, U.S. Highways 50 and 395, and state highways 4, 49, 70, 88, 89, 108, 120, and 178. Some mountain roads at higher elevations are closed in winter because of snow, and highways frequently require chains or snow tires for travel.

C.6.2 Industry

High tech has emerged as a significant industry in the Sierra, introducing satellite, on-line, and computer software companies and stimulating entrepreneurial small businesses. This growing segment of the economy joins staples such as hydropower, tourism and recreation. Other industries include logging, cattle ranching, and -- in the northern Sierra foothills -- apple orchards and wineries.

C.6.3 Climate and Geography

The climate varies with the elevation, offering cold snowy winters and cool summers at higher elevations and rainy winters and mild summers in the foothills. Summers are dry. Snowy winters in the northern Sierra are crucial to California's water supply, which depends heavily upon spring snowmelt to feed the reservoirs of the State Water Project and a portion of the federal Central Valley Project. The projects supply about two-thirds of California's water for drinking, irrigation, and industrial use. Snowfall also is welcomed by the ski industry and a myriad of other businesses that serve and supply skiers. Mild dry mountain summers accommodate outdoor sports and activities, but when high pressure areas push temperatures upward and gusty winds blow, California is vulnerable to wildfires that consume thousands of acres of brush and timber every year.

National forests of the Sierra Bioregion are the Plumas, Tahoe, Sierra, Eldorado, Stanislaus, Sequoia, Inyo, and Toiyabe. Major rivers include the American, Feather, Yuba, Cosumnes, Tuolumne, Merced, San Joaquin, Kern, Owens, Kings, Carson, Truckee, Walker, and Stanislaus. Mono Lake east of Yosemite is famous for its peculiar tufa formations rising from the lake bed.

C.6.4 Plants and Wildlife

The Sierra Bioregion is rich in biodiversity, containing over half the plant species found in California and more than 400 of the state's terrestrial wildlife species, or about two-thirds of the birds and mammals and half the reptiles and amphibians. The variety of habitat types include annual grassland, blue oak savannah, chaparral, ponderosa pine, black oak woodland, mixed conifer, red fir, riparian, alpine meadow, Jeffrey pine, sagebrush, and bitter brush.

Animals that inhabit the Sierra Bioregion include lodgepole chipmunk, mountain beaver, California mountain king snake, black bear, wolverine, California big horn sheep, Pacific fisher, mule deer, and mountain lion. The California Golden Trout -- the state fish -- is native to the Southern Sierra. Birds include the northern goshawk, mountain chickadee, pine grosbeak, California spotted owl, mountain quail, willow flycatcher, bald eagle, and great grey owl.

C.7 San Joaquin Valley Bioregion (CERES 2011f)

The San Joaquin Valley Bioregion in the heart of California is the state's top agricultural producing region. The bioregion is bordered on the west by the coastal mountain ranges. Its eastern boundary joins the southern two-thirds of the Sierra bioregion, which features Yosemite, Kings Canyon, and Sequoia National Parks.

C.7.1 Location, Cities, and Population

Eight counties comprise the San Joaquin Valley bioregion, including all of Kings County, most of Fresno, Kern, Merced, and Stanislaus counties, and portions of Madera, San Luis Obispo, and Tulare counties. This growing bioregion, the third most populous out of ten, has an estimated 2 million people, according to 1990 census data. The largest cities are Fresno, Bakersfield, Modesto, and Stockton. Some of California's poorest cities are in Fresno, Kern, and Tulare counties. At its northern end, the San Joaquin Valley bioregion borders the southern end of the Sacramento Valley bioregion. To the west, south, and east, the bioregion extends to the edges of the valley floor. Native people of the bioregion include the Mono and Yokut Indians. Native lands include the Tule River Indian Reservation in Tulare County, Cold Springs Rancheria, and Table Mountain and Big Sandy Reservations in Fresno County, and Santa Rosa Rancheria in Kings County.

Interstate 5 and State Highway 99 are the major north-south roads that run the entire length of the bioregion. Other main routes include State Highways 33, 41, 43, 65, 132, 140, 178, 180, and 198.

C.7.2 Industry

The San Joaquin Valley is California's leading agricultural producing bioregion, and five of its counties -- Fresno, Kern, Tulare, Merced, and Stanislaus-- rank among the state's top 10 counties in farm production value. Oil and gas also are important industries in the San Joaquin bioregion. The deepest wells and about half of the largest oil fields are found in Kern County, as is the Elkhorn Hills Naval Petroleum Reserve. Lemoore Naval Air Station west of Visalia also is in this bioregion.

C.7.3 Climate and Geography

Well-suited for farming, the bioregion is hot and dry in summer with long, sunny days. Winters are moist and often blanketed with heavy fog. The broad, flat valley is ringed by the Diablo and Coast Ranges on the west and the Sierra Nevada foothills on the east. Habitat includes vernal pools, valley sink scrub and saltbush, freshwater marsh, grasslands, arid plains, orchards, and oak savannah. The growth of agriculture in the Central Valley has converted much of the historic native grassland, woodland, and wetland to farmland.

The major river is the San Joaquin, with tributaries of the lower Stanislaus, Tuolumne, Merced, and Fresno rivers. The California Aqueduct extends the entire length of the bioregion. The southern portion of the bioregion includes the Kings, Kaweah, and Kern

rivers, which drain into closed interior basins. No significant rivers or creeks drain into the valley from the Coast Range.

C.7.4 Plants and Wildlife

Historically, millions of acres of wetlands flourished in the bioregion, but stream diversions for irrigation dried all but about 5 percent. Precious remnants of this vanishing habitat are protected in the San Joaquin Valley bioregion in publicly owned parks, reserves, and wildlife areas. Seasonal wetlands are found at the Kern National Wildlife Refuge west of Delano, owned by the U.S. Fish and Wildlife Service. It attracts a variety of ducks, shorebirds, and song birds, as well as peregrine falcons.

The Tule Elk State Reserve west of Bakersfield, owned by the state Department of Parks and Recreation, features the habitat of the tule elk -- natural grassland with ponds and marshes. The reserve sustains four endangered species -- the San Joaquin kit fox, blunt-nosed leopard lizard, San Joaquin antelope squirrel, and Tipton kangaroo rat -- the threatened plant Hoover's woollystar, and other rare species, such as western pond turtles, tricolored blackbird, and northern harrier. Endangered species of the bioregion also include the California tiger salamander, Swainson's hawk, and giant and Fresno kangaroo rat. Other rare species include the western yellow-billed cuckoo and valley elderberry longhorn beetle.

About one-fifth of the state's remaining cottonwood and willow riparian forests are found along the Kern River in the South Fork Wildlife Area. Great blue herons, beavers, coyotes, black bears, mountain lions, red-shouldered hawks, and mule deer can be seen in the wildlife area. Other wildlife viewing sites are Millerton Lake State Recreation Area west of Madera, Little Panoche Wildlife Area near Los Banos, and the Valley Grasslands of Merced County, which attract 500,000 to 1 million birds each winter to lands owned by the state Departments of Fish and Game and Parks and Recreation, Fish and Wildlife Service, and privately. The San Luis Dam and Reservoir area, jointly operated by the state Department of Water Resources and U.S. Bureau of Reclamation, draws wintering bald eagles, abundant ducks, gopher snakes, San Joaquin kit foxes, and black-tailed deer.

Rare plants in the bioregion include Mason's lilaeopsis, San Joaquin woollythreads, and California hibiscus.

C.8 Central Coast Bioregion (CERES 1996)

The Central Coast Bioregion features coastal scenery, with a mild, seasonally moist, and sometimes foggy climate that favors rich farmland and vineyards. This highly agricultural region is famous for artichokes, garlic, and an array of fruits and vegetables. Other industries include wine-making, dairy, and cattle ranching. The coast supports a brisk fishing industry, and oil production along the southern end of the bioregion.

C.8.2 Industry

The bioregion extends some 300 miles from just north of Santa Cruz to just south of

Santa Barbara, and inland to the floor of the San Joaquin Valley. It encompasses the counties of Santa Cruz, Monterey, San Benito, Santa Barbara, and portions of Los Angeles, San Luis Obispo, Fresno, Merced, Stanislaus, and Ventura. The region includes military installations Fort Ord, Camp Roberts, and Vandenberg Air Force Base. The geography offers coastal mountain ranges including the Santa Lucia and Santa Ynez, and coastal sand dunes. Vegetation includes chaparral, mixed hardwood and redwood forests in the bioregion's northern coastal area, and oak woodlands. The Los Padres National Forest covers much of the southern portion of the bioregion. The Salinas and Cuyama rivers feed the bioregion's two major watersheds.

C.9 Mojave Desert Bioregion (CERES 2011g)

The Mojave Bioregion is one of California's largest bioregions and a desert showcase. The eastern boundary is contiguous with the borders of Nevada and Arizona. To the north and west, the Mojave borders the Sierra bioregion, and to the south, it is bounded by the South Coast and Colorado Desert bioregions.

C.9.1 Location, Cities, and Population

Seven counties make up the Mojave bioregion: nearly all of San Bernardino, most of Inyo, the southeastern tips of Mono and Tulare, the eastern end of Kern, northeastern desert area of Los Angeles, and a piece of northern-central Riverside County. The largest cities are Palmdale -- one of California's fastest-growing communities -- Victorville, Hesperia, Ridgecrest, and Barstow. The Mojave Bioregion, historically a sparsely populated expanse of desert, had nearly 612,000 people as of the 1990 census, but is growing rapidly, as urban congestion and housing costs push people farther into the open areas.

Native Americans lands in the Mojave bioregion include the Chemehuevi Indian Reservation on the Colorado River, Twenty-nine Palms Indian Reservation, Fort Mojave Indian Reservation, and Fort Mojave Trust Lands, which both straddle the California-Nevada border.

C.9.2 Industry

The Mojave bioregion is the home of three national parks -- Death Valley, East Mojave, and Joshua Tree -- under the National Park Service. The state Department of Parks and Recreation manages the Providence Mountains State Recreational Area near Goffs in eastern San Bernardino County, and the U.S. Fish and Wildlife Service operates Havasu National Wildlife Refuge on the Colorado River near Lake Havasu.

Military installations include Edwards Air Force Base in Kern, Los Angeles, and San Bernardino counties; Twenty-nine Palms Marine Corps Air Ground Combat Center, Fort Irwin Military Reservation, Inyokern Naval Ordnance Test Station, and China Lake U.S. Naval Ordnance Test Station in San Bernardino, Inyo, and the eastern end of Kern counties. Much of the desert is under the U.S. Bureau of Land Management, which manages the Desert Tortoise Natural Area northeast of Palmdale, and Harper Lake near Barstow. The BLM has created a multi-agency, multi-species plan for the desert that

designates certain areas for habitat, multiple uses, and development. It is designed to conserve habitat, foster economic development, and streamline the permitting process for development.

Major highways in the bioregion are Interstates 15, 40, U.S. Highway 395, and State Highways 18, 58, 62, and 127, and 247.

Mining—including lucrative gold mining—is a major industry in the Mojave bioregion. Off-road vehicle riding is a popular sport in the desert, which offers many trails across the plains and through the scrub. Ranching and livestock grazing are significant economic interests in this bioregion.

C.9.3 Climate and Geography

The Mojave bioregion is the western extension of a vast desert that covers Southern Nevada, the southwestern tip of Utah, and 25 million acres of Southern California -- one quarter of the state. The climate is hot and dry in summer. Winters are cool to cold, depending on the elevation, with occasional rainstorms that can quickly turn a gulch or dry lake into a flash flood zone.

The landscape is mostly moderately high plateau with elevations averaging 2,000 to 3,000 feet and isolated peaks that exceed 6,000 and 7,000 feet. Though appearing barren and remote, the desert teems with biodiversity, and more than 90 percent is within three miles of a paved road or off-road vehicle track.

Palm oases provide water for wildlife, as do many streams and springs. In prehistoric times, the bioregion contained great desert lakes, which have long since evaporated and seeped underground. This bioregion has the lowest elevation in North America, 282 feet below sea level in Death Valley National Park. The Mojave, Amargosa, and Colorado Rivers are the largest rivers in this mostly arid bioregion.

C.9.4 Plants and Wildlife

Common habitats of the Mojave bioregion are: desert wash, Mojave creosote bush, scattered desert saltbush, Joshua tree scrub, alkali scrub, palm oasis, juniper-pinyon woodland, and some hardwood and conifer forests at higher elevations. Cottonwood willow riparian forest is rare habitat in this bioregion, as is alkali marsh and open sandy dunes.

Rare animals include the Mohave ground squirrel, prairie falcon, Le Conte's thrasher, Nelson's bighorn sheep, gray vireo, desert tortoise, pale big-eared bat, Amargosa vole, and Mohave tui chub, an olive-brown and silver fish, and the cottontail marsh pupfish, found only in Death Valley National Park. Parks and recreation areas that provide water are the home of snowy plovers, least sandpipers, killdeer, white pelicans, teal, and thousands of migratory wading shore birds, as well as eagles, harriers, falcons, owls, coyotes, badgers, great blue herons, least Bell's vireos, red-tailed hawks, and Canada geese.

Rare plants include white bear poppy, Barstow woolly sunflower, alkali mariposa lily, Red Rock poppy, Mojave monkeyflower, and Stephen's beardtongue.

C.10 Colorado Desert Bioregion (CERES 2011h)

The Colorado Desert Bioregion in the southeastern corner of California extends from the Mexican border north to San Bernardino County and the southern edge of the Joshua Tree National Park, east to the Colorado River and Arizona, and west into Riverside and San Diego counties. This agriculturally rich bioregion is semi-arid, but heavily irrigated.

C.10.1 Location, Cities, and Population

With a population of about 375,000, according to 1990 census figures, the Colorado Desert is the second least populous of the ten bioregions. Only the Modoc Bioregion has fewer people. The bioregion encompasses all of Imperial County, the southeastern portion of Riverside County, the eastern end of San Bernardino County, and the eastern portion of San Diego County. Its most prominent cities are Palm Springs, Rancho Mirage, El Centro, and the smaller, but landmark communities of Blythe, Coachella, and Calexico. The bioregion is home to the Fort Yuma Indian Reservation in Imperial County and Arizona, the Colorado River Indian Reservation in Riverside County, and the Campo and Manzanita Indian Reservations in San Diego County. Imperial County has the state's lowest median family income.

Major highways are Interstate 10 in Riverside County, Interstate 8 in Imperial and San Diego counties, and State Highways 111 and 115 in Imperial County.

C.10.2 Industry

Imperial County is one of California's top-ranking agricultural counties and a producer of cotton. Military installations include the Chocolate Mountains Naval Aerial Gunnery Range and the Naval Desert Test Range.

C.10.3 Climate and Geography

The Colorado Desert is the western extension of the Sonoran Desert that covers southern Arizona and northwestern Mexico. It is a desert of much lower elevation than the Mojave Desert to the north, and much of the land lies below 1,000 feet elevation. Mountain peaks rarely exceed 3,000 feet. Common habitat includes sandy desert, scrub, palm oasis, and desert wash. Summers are hot and dry, and winters are cool and moist.

The Colorado River flows along the entire eastern boundary of the Colorado Desert bioregion on its way to Yuma, Ariz., where the two states and Mexico come together. The only other river of significant size in this bioregion is the polluted New River, which flows from Mexico into the Salton Sea, the region's largest body of water, on the border of Imperial and Riverside counties. The Salton Sea was created in 1905 when the Colorado River broke through an irrigation project and flooded a saline lakebed, creating an inland sea, which now lies about 235 feet below sea level and is some 35 miles long and 15

miles wide.

Anza Borrego Desert State Park, located mostly in eastern San Diego County, but jutting into Imperial County, is the bioregion's largest recreation area, covering 600,000 acres. It offers more than 225 bird species and dozens of mammals, amphibians, and reptiles. Bighorn sheep can be seen there, as well as thrashers and owls.

C.10.4 Plants and Wildlife

Other species in the Colorado Desert are Yuma antelope ground squirrels, white-winged doves, muskrats, southern mule deer, coyotes, bobcats, and raccoons. Rare animals include desert pupfish, flat-tailed horned lizard, prairie falcon, Andrew's dune scarab beetle, Coachella Valley fringe-toed lizard, Le Conte's thrasher, black-tailed gnatcatcher, and California leaf-nosed bat.

Rare plants include Orcutt's woody aster, Orocopia sage, foxtail cactus, Coachella Valley milk vetch, and crown of thorns.

Picacho State Recreation Area on the Arizona border, operated by the state Department of Parks and Recreation, offers boat rides on the Colorado River from which can be seen migratory cormorants, mergansers, white pelicans, and wintering bald eagles. Trails into the rugged backcountry lead to the habitat of desert bighorn sheep, feral burros, golden eagles, and nesting prairie falcons.

The Salton Sea National Wildlife Refuge features open water, salt marshes, freshwater ponds, and desert scrub, which attract nearly 400 bird species, including great roadrunners, Gambel's quail, Albert's towhees, endangered Yuma clapper rails, egrets, plovers, northern pintails, Canada geese, snow geese, rough-legged hawks, peregrine falcon, terns, yellow-headed blackbirds, hooded orioles, and white-faced ibises. The refuge is operated by the state Departments of Fish and Game and Parks and Recreation, and the U.S. Fish and Wildlife Service.

Dos Palmas Preserve, near Indio, owned by the U.S. Bureau of Land Management, offers a lush desert oasis with a restored wetland that accommodates endangered desert pupfish. The preserve attracts an array of wildlife, such as hooded orioles, warblers, snowy egrets, ospreys, American avocets, and horned lizards. The western fringe of the Imperial National Wildlife Refuge, located mostly in Arizona, is also in this bioregion.

C.11 South Coast Bioregion (CERES 2011i)

The South Coast Bioregion is an area of starkly contrasting landscapes ranging from rugged coastal mountains, world-famous beaches, rustic canyons, rolling hills, and densely populated cities. The bioregion extends from the southern half of Ventura County to the Mexican Border and east to the edge of the Mojave Desert. Two of California's largest metropolitan areas -- Los Angeles and San Diego -- are in this bioregion.

C.11.1 Location, Cities, and Population

Bounded on the north by the southern end of the Los Padres National Forest, the bioregion extends some 200 miles south to Mexico, east to the Mojave Desert and west to the Pacific Ocean. The bioregion encompasses all or part of six counties: the coastal half of Ventura County, all of Orange County, most of Los Angeles County, the southwestern edge of San Bernardino County, the western end of Riverside County, and the western two-thirds of San Diego County. Major cities include Los Angeles, San Diego, Long Beach, Santa Ana, Anaheim, Riverside, and San Bernardino. The South Coast, home to two of the state's largest cities, is the most populous bioregion with more than 19.5 million people, according to 2010 census figures.

Metropolitan Los Angeles, a major transportation hub, is crisscrossed by a network of freeways that have names as well as numbers. For example, Interstate 5, California's main north-south highway, is known in different segments as the Golden State Freeway, the Santa Ana Freeway, and the San Diego Freeway. Other major routes are Interstates, 8, 10, 15, 110, 210, 405, 605, and 805, U.S. 101, and State Highways 1 (the Pacific Coast Highway), 57, 60, 74, 76, 78, 91, 118, and 126.

As in much of California, the people of the South Coast bioregion reflect the state's cultural history. The Native American population includes many bands of Mission Indians, and the Spanish and Mexican heritage is evident in architecture, geographic names, and a large Spanish-speaking population. Rapid growth, employment opportunity, and a mild, mostly dry climate has attracted immigrants from all over the world, particularly in metropolitan Los Angeles.

C.11.2 Industry

Major industries include oil, agriculture, fishing, shipping, movies and television, banking and finance, computers, and aerospace, which has declined with the ending of the Cold War.

Military installations include Camp Pendleton Marine Corps Base, the former El Toro Marine Corps Air Station, March Air Force Base, Miramar Naval Air Station, North Island Naval Air Station, and Point Mugu Naval Pacific Missile Test Center.

C.11.3 Climate and Geography

The year-round mild climate and varied geographical features of the South Coast contribute to its great popularity. Hot dry summers with predictable wildfires are followed by wet winters with storms that can trigger mudslides on fire-denuded slopes. Smog remains a serious problem in the South Coast bioregion, particularly the Los Angeles basin, but air quality regulations have helped to control it.

The South Coast bioregion is a study in contrasts -- ocean and desert, flatlands and mountains, including 11,500-foot San Geronio Peak in Riverside County. Major rivers and their watersheds are: the Santa Clara, Los Angeles, Santa Ana, San Gabriel, San Luis

Rey, San Jacinto, Santa Margarita, and San Diego. Publicly owned or managed lands include four national forests: the Angeles, Los Padres, Cleveland, and San Bernardino; numerous parks, state beaches, historic parks; and federal wilderness, recreation and wildlife areas, including Malibu Creek and Point Mugu State Parks, Bolsa Chica Ecological Reserve, Torrey Pines State Reserve, and Sweetwater and Tijuana National Wildlife Refuges. In San Diego, Orange and Riverside counties, the state's Natural Community Conservation Planning pilot program involving local, state, and federal partners is helping to protect the coastal sage scrub habitat of the threatened California gnatcatcher. In the Santa Monica Mountains, the National Park Service, Santa Monica Mountains Conservancy, and state Department of Parks and Recreation are helping to preserve spectacular habitat. In Ventura County, endangered California condors are protected at the Sespe Condor Sanctuary.

C.11.4 Plants and Wildlife

Tremendous urbanization in the South Coast bioregion has brought about the most intense effects on natural resources of any bioregion, resulting in alteration and destruction of habitat and proliferation of exotic or non-native species. In fact, the popular palm tree is not native to the Golden State. Habitat varies widely, from chaparral, juniper-pinyon woodland, and grasslands at lower elevations to mixed hardwood forest, southern oak, southern Jeffrey pine and southern yellow pine at higher levels. Along the coast, where real estate is especially prized, salt marshes and lagoons no longer are common habitat. But efforts are underway from Ventura County to the Mexican border to preserve and restore coastal wetlands.

The bioregion is home to mountain lions, coyotes, badgers, grey foxes, kit foxes, black bears, raccoons, mule deer, hawks, herons, golden eagles, ospreys, peregrine falcons, desert iguanas, dolphins, whales, endangered brown pelicans, and California sea lions. Rare animals include the Stephen's kangaroo rat, monarch butterfly, San Diego horned lizard, Peninsula desert bighorn sheep, orange-throated whiptail, California least tern, Belding's savannah sparrow, least Bell's vireo, Santa Ana sucker, arroyo southwestern toad and Tehachapi pocket mouse.

Rare plants include San Diego barrel cactus, Conejo buckwheat, Plummer's mariposa lily, mountain springs bush lupine, Otay tarplant, Laguna Mountains jewel flower, San Jacinto prickly phlox, and Mt. Gleason Indian paintbrush.

C.12 Hydrologic Regions of California

Hydrologists divide California into 10 hydrologic regions (California Interagency Watershed Map of 1999). The regional water boards are defined (for the most part) by the boundaries of these hydrologic regions, as described in Water Code section 13200. Hydrologic regions are further divided into hydrologic units, hydrologic areas, and hydrologic subareas.

C.12.1 North Coast Hydrologic Region

The North Coast hydrologic region covers approximately 12.46 million acres (19,470 square miles) and encompasses the counties of Siskiyou, Del Norte, Trinity, Humboldt, Mendocino, Sonoma, and small areas of Marin. The region, extending from the Oregon border south to Tomales Bay, includes portions of four geomorphic provinces—the northern Coast Range, the Mad River drainage, the Klamath Mountains, and the coastal mountains. The majority of the population is located along the Pacific Coast and in the inland valleys north of the San Francisco Bay Area. The northern mountainous portion of the region is rural and sparsely populated, and most of the area is heavily forested. A majority of the surface water in the North Coast hydrologic region is committed to environmental uses because of the “wild and scenic” designation of most of the region’s rivers. Average annual precipitation in this hydrologic region ranges from 100 inches in the Smith River drainage to 29 inches in the Santa Rosa area.

Water bodies that provide municipal water include the Smith, Mad, and Russian Rivers. Areas providing agricultural water are more widespread than those for domestic, municipal and industrial use, as they occur in all of the hydrologic units within the region. Many of the smaller communities and rural areas are generally supplied by small local surface water and groundwater systems. Water recreation occurs in all hydrologic units on both fresh and salt water, attracting over 10 million people annually. Coastal areas receiving the greatest recreational use are the ocean beaches, the lower reaches of rivers draining to the ocean, and Humboldt and Bodega Bays. The Russian, Eel, Mad, Smith, Trinity, and Navarro Rivers and Redwood Creek provide the most freshwater recreational use.

Groundwater aquifers in the northeastern portion of the North Coast hydrologic region consist primarily of volcanic rock aquifers and some basin-fill aquifers. Coastal basin aquifers are predominantly found in the southern portion of this hydrologic region and along the northern coast. In general, though, a large percentage of this region is underlain by fractured hard rock zones that may contain localized sources of groundwater.

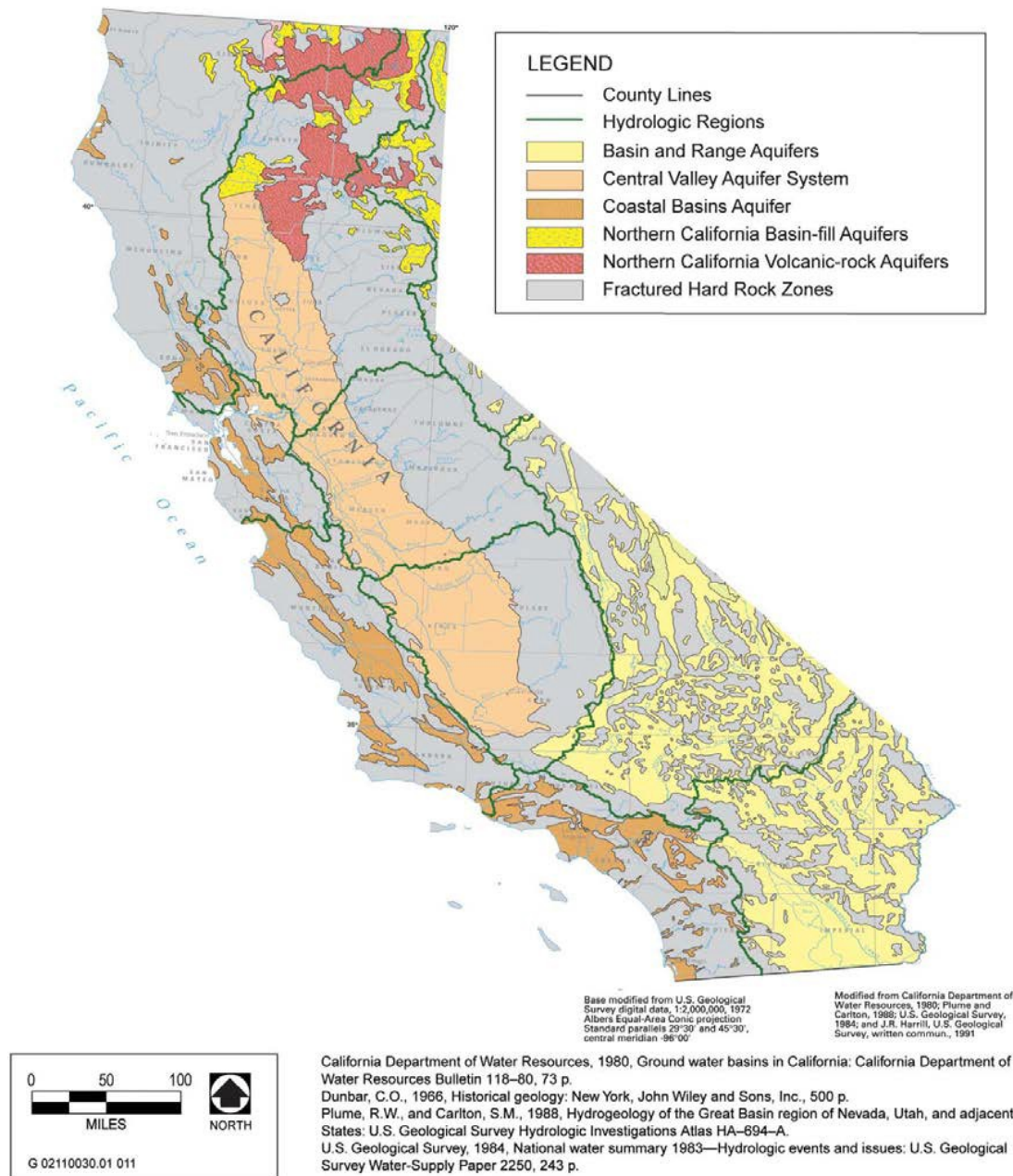
C.12.2 San Francisco Bay Hydrologic Region

The San Francisco Bay hydrologic region covers approximately 2.88 million acres (4,500 square miles) and encompasses the county and city of San Francisco and portions of Marin, Sonoma, Napa, Solano, San Mateo, Santa Clara, Contra Costa, and Alameda. Significant geographic features include the Santa Clara, Napa, Sonoma, Petaluma, Suisun-Fairfield, and Livermore valleys; the Marin and San Francisco peninsulas; San Francisco, Suisun, and San Pablo bays; and the Santa Cruz Mountains, Diablo Range, Bolinas Ridge, and Vaca Mountains of the Coast Range. Major rivers in this hydrologic region include the Napa and Petaluma, which drain to San Francisco Bay. Although this is the smallest hydrologic region in the state, it contains the second largest human population.

Coastal basin aquifers are the primary type of aquifer system in this region. They can be found along the perimeter of San Francisco Bay extending southeast into the Santa Clara Valley, as well as in the Livermore Valley. The northeastern portion of this region, which

includes the eastern Sacramento–San Joaquin Delta, is underlain by a portion of the Central Valley aquifer system. The remaining areas in this region are underlain by fractured hard rock zones.

Figure C-2. California Hydrologic Regions and Aquifers



4C 12.3 Central Coast Hydrologic Region

The Central Coast hydrologic region covers approximately 7.22 million acres (11,300 square miles) in central California, and includes all of Santa Cruz, Monterey, San Luis Obispo, and Santa Barbara Counties, most of San Benito County, and parts of San Mateo, Santa Clara, and Ventura Counties. Groundwater is the primary source of water in the region, accounting for approximately 75 percent of the annual supply. Most of the freshwater in this region is found in coastal basin aquifers, with localized sources of groundwater also occurring in fractured hard rock zones throughout the region.

C 12.4 South Coast Hydrologic Region

The South Coast hydrologic region includes all of Orange County; most of San Diego and Los Angeles Counties; parts of Riverside, San Bernardino, and Ventura Counties; and a small portion of Kern and Santa Barbara Counties. Because it is the most populous area of the state, it is divided into three water quality control regions. The Los Angeles Regional Water Board encompasses portions of Ventura and Los Angeles counties. Santa Ana Regional Water Board encompasses portions of San Bernardino, Riverside, and Orange Counties. San Diego Regional Water Board encompasses portions of Orange, Riverside, and San Bernardino Counties. Approximately half of California's population, or about 17 million people, live within the boundaries of the South Coast hydrologic region. This, combined with its comparatively small surface area of approximately 6.78 million acres (10,600 square miles), gives it the highest population density of any hydrologic region in California. Major population centers include the metropolitan areas surrounding Ventura, Los Angeles, San Diego, San Bernardino, Orange County, and Riverside. Water use efficiency measures and water recycling efforts play a significant role in addressing increasing water use from population growth.

Groundwater is what supplies approximately 23 percent of the region's water in normal years and about 29 percent in drought years. Like the Central Coast hydrologic region, the majority of aquifers in this region are coastal basin aquifers. In the eastern central portion of the region includes lies a small section of basin and range aquifer and the remainder of the region is comprises fractured hard rock zones.

C 12.5 Central Valley Hydrologic Region

The Central Valley hydrologic region is the largest in California and encompasses the three subregions described below.

C 12.5.1 Sacramento River Hydrologic Subregion

The Sacramento River hydrologic subregion, which corresponds to roughly the northern third of the Central Valley Regional Water Board, covers 27,246 square miles and includes all or a portion of 20 predominately rural northern California counties. The subregion extends from the crest of the Sierra Nevada in the east to the summit of the Coast Range in the west, and from the Oregon border north downstream to the Sacramento–San Joaquin River Delta (Delta). It includes the entire drainage area of the Sacramento River,

the largest river in California, and its tributaries.

Groundwater in the northern half of this hydrologic subregion is, for the most part, contained in volcanic rock aquifers and some basin-fill aquifers. The southwestern half of this subregion is underlain by part of the Central Valley aquifer system. The remaining areas that comprise the southeastern half of the subregion and portions of the northern half of the subregion are underlain by fractured hard rock zones. Surface water quality in this hydrologic subregion is generally good. Groundwater quality in the Sacramento River subregion is also generally good, although there are localized problems.

C 12.5.2 San Joaquin River Hydrologic Subregion

The San Joaquin River hydrologic subregion is bordered on the east by the Sierra Nevada and on the west by the coastal mountains of the Diablo Range and extends from the southern boundaries of the Delta to the northern edge of the San Joaquin River in Madera. It consists of the drainage area of the San Joaquin River, which at approximately 300 miles long is one of California's longest rivers. The San Joaquin River hydrologic subregion, which corresponds to roughly the middle third of the Central Valley Regional Water Board, covers approximately 9.7 million acres (15,200 square miles). Roughly half of the Delta is within this hydrologic region, which extends south from just below the northeastern corner of Sacramento County and east to include the southern third of El Dorado County, almost all of Amador County, all of Calaveras, Mariposa, Madera, Merced, Stanislaus, and Tuolumne counties, the western slope of Alpine County, and the portions of the Delta in Contra Costa, Alameda, and San Joaquin Counties.

A portion of the Central Valley aquifer system underlies nearly all of the eastern half of this subregion, while the western half of this subregion consists of fractured hard rock zones. The groundwater quality throughout this hydrologic region is generally good and usable for most urban and agricultural uses, although localized problems occur.

C 12.5.3 Tulare Lake Hydrologic Subregion

The Tulare Lake hydrologic subregion is located in the southern end of the San Joaquin Valley, and includes all of Tulare and Kings Counties and most of Fresno and Kern Counties. Major cities include Fresno, Bakersfield, and Visalia. The region, which corresponds to approximately the southern third of the Central Valley Regional Water Board, covers approximately 10.9 million acres (17,000 square miles). A small area at the southern end of this region is underlain by basin and range aquifers, while a majority of the western half is underlain by a portion of the Central Valley aquifer system. The eastern half, once again, consists of fractured hard rock zones.

C 12.6 Lahontan Hydrologic Region

The Lahontan hydrologic region encompasses two subregions: the North Lahontan, extending north from the Oregon border near Mono Lake on the east side of the Sierra, and the South Lahontan, extending south to the crest of the San Gabriel and San Bernardino mountains and the divide between watersheds draining south toward the

Colorado River and those draining northward.

C 12.6.11 North Lahontan Hydrologic Subregion

The North Lahontan hydrologic subregion extends south from the Oregon border approximately 270 miles to the South Lahontan region. Extending east to the Nevada border, it consists of the western edge of the Great Basin, and water in the region drains eastward toward Nevada.

Groundwater in the northern half of this subregion is primarily contained in basin-fill and volcanic rock aquifers, with some fractured hard rock zones. The southern half of this region is dominated by fractured hard rock zones, but small segments of basin and range aquifers also exist in this part of the subregion. The subregion, corresponding to approximately the northern half of the Lahontan Regional Water Quality Control Board (Lahontan Regional Water Board), covers approximately 3.91 million acres (6,110 square miles) and includes portions of Modoc, Lassen, Sierra, Nevada, Placer, El Dorado, Alpine, Mono, and Tuolumne Counties.

In general, the water quality in the North Lahontan hydrologic region is good. In basins in the northern portion of the region, groundwater quality is widely variable. The groundwater quality along these basin margins tends to be of higher quality, but the potential for future groundwater pollution exists in urban and suburban areas where single-family septic systems have been installed, especially in hard rock areas. Groundwater quality in the alpine basins ranges from good to excellent.

C 12.6.2 South Lahontan Hydrologic Subregion

The South Lahontan hydrologic subregion in eastern California, which includes approximately 21 percent of the state, covers approximately 21.2 million acres (33,100 square miles). This region contains both the highest (Mount Whitney) and lowest (Death Valley) surface elevations of the contiguous United States. It is bounded on the west by the crest of the Sierra Nevada and on the north by the watershed divide between Mono Lake and East Walker River drainages; on the east by Nevada and the south by the crest of the San Gabriel and San Bernardino mountains and the divide between watersheds draining south toward the Colorado River and those draining northward. The subregion includes all of Inyo County and parts of Mono, San Bernardino, Kern, and Los Angeles Counties.

This subregion contains numerous basin and range aquifers, separated by fractured hard rock zones. Although the quantity of surface water is limited in the South Lahontan hydrologic subregion, the quality is very good, being greatly influenced by snowmelt from the eastern Sierra Nevada. However, at lower elevations, groundwater and surface water quality can be degraded, both naturally from geothermal activity, and as a result of human-induced activities. Drinking water standards are most often exceeded for TDS, fluoride, and boron content.

Groundwater near the edges of valleys generally contains lower TDS content than water beneath the central part of the valleys or near dry lakes.

C 12.6.3 Colorado River Hydrologic Region

The southeast portion of California consists of the Colorado River hydrologic region, which contains 12 percent of the state's land area. The Colorado River forms most of the region's eastern boundary except for a portion of Nevada at the northeast and extends south to the Mexican border. The region includes all of Imperial County, approximately the eastern one-fourth of San Diego County, the eastern two-thirds of Riverside County, and the southeastern one-third of San Bernardino County. It includes a large portion of the Mojave Desert and has variable arid desert terrain that includes many bowl-shaped valleys, broad alluvial fans, sandy washes, and hills and mountains. Aquifers in this region are nearly all of the basin and range type.

4. Appendix D. Aquatic Toxicity Objectives Contained in Regional Water Board Basin Plans

Each Regional Water Board Basin Plan contains narrative toxicity objectives that require all waters to be maintained free of toxic substances in concentrations that produce detrimental responses in aquatic organisms. Most of the basin plans also state that all waters shall also be maintained free of toxic substances in concentrations which are toxic to, or which produce detrimental physiological responses in humans, plants, and terrestrial animals. Some Basin Plans also contain numeric objectives and implementation measures for toxicity.

The following is a summary taken from the water quality objective chapter of each Regional Water Board Basin Plan regarding narrative water quality objectives, specific test methods, data analyses, and program implementation for aquatic toxicity. This is an excerpt of language from the Regional Board Basin Plans, and so there may be other sections in the Basin Plans related to aquatic toxicity testing, interpretation of testing results, and compliance with aquatic water quality objectives. It is important to note that each permit is tailored to account for the details of a specific discharge and, therefore, the language between permits and corresponding Basin Plans may differ.

North Coast, Region 1

“3.3.16 Toxicity

Waters shall not contain toxic substances in concentrations that are toxic to, or that produce detrimental physiological responses in human, plant, animal, or aquatic life. This objective applies regardless of whether the toxicity is caused by a single substance or the synergistic effect of multiple substances. Compliance with this objective shall be determined by use of indicator organisms, analyses of species diversity, population density, growth anomalies, bioassays of appropriate duration, or other appropriate methods as specified by the Regional Water Board.

The survival of aquatic life in surface waters subjected to a waste discharge, or other controllable water quality factors, shall not be less than that for the same waterbody in areas unaffected by the waste discharge, or when necessary for other control water that is consistent with the requirements for "experimental water" as described in Standard Methods for the Examination of Water and Wastewater, latest edition (American Public Health Association, et al.). As a minimum, compliance with this objective shall be evaluated with a 96-hour bioassay.

In addition, effluent limits based upon bioassays of effluents will be prescribed, where appropriate. Additional numeric receiving water objectives for specific toxicants will be established as sufficient data become available and source control of toxic substances may be required.” (North Coast Basin Plan 2018, p. 3-6)

San Francisco Bay, Region 2 **“3.3.18 TOXICITY**

All waters shall be maintained free of toxic substances in concentrations that are lethal to or that produce other detrimental responses in aquatic organisms. Detrimental responses include, but are not limited to, decreased growth rate and decreased reproductive success of resident or indicator species. There shall be no acute toxicity in ambient waters. Acute toxicity is defined as a median of less than 90 percent survival, or less than 70 percent survival, 10 percent of the time, of test organisms in a 96-hour static or continuous flow test.

There shall be no chronic toxicity in ambient waters. Chronic toxicity is a detrimental biological effect on growth rate, reproduction, fertilization success, larval development, population abundance, community composition, or any other relevant measure of the health of an organism, population, or community.

Attainment of this objective will be determined by analyses of indicator organisms, species diversity, population density, growth anomalies, or toxicity tests (including those described in Chapter 4), or other methods selected by the Water Board. The Water Board will also consider other relevant information and numeric criteria and guidelines for toxic substances developed by other agencies as appropriate.

The health and life history characteristics of aquatic organisms in waters affected by controllable water quality factors shall not differ significantly from those for the same waters in areas unaffected by controllable water quality factors.” (San Francisco Bay Basin Plan 2017, p. 3-7)

Central Coast, Region 3

“3.3.2.1 Stream Disposal

Toxicity

All waters shall be maintained free of toxic substances in concentrations which are toxic to, or which produce detrimental physiological responses in, human, plant, animal, or aquatic life.

Compliance with this objective will be determined by use of indicator organisms, analyses of species diversity, population density, growth anomalies, toxicity bioassays of appropriate duration, or other appropriate methods as specified by the Regional Board.

Survival of aquatic life in surface waters subjected to a waste discharge or other controllable water quality conditions, shall not be less than that for the same waterbody in areas unaffected by the waste discharge or, when necessary, for other control water that is consistent with the requirements for "experimental water" as described in Standard Methods for the Examination of Water and Wastewater, latest edition. As a minimum, compliance with this objective shall be evaluated with a 96-hour bioassay.

In addition, effluent limits based upon acute bioassays of effluents will be prescribed where appropriate, additional numerical receiving water objectives for specific toxicants will be established as sufficient data become available, and source control of toxic substances is encouraged. The discharge of wastes shall not cause concentrations of unionized ammonia (NH₃) to exceed 0.025 mg/L (as N) in receiving waters.” (Central Coast Basin Plan 2017, p. 30)

Los Angeles, Region 4

Chapter 3: Water Quality Objectives

“Toxicity

Toxicity is the adverse response of organisms to chemical or physical agents. When the adverse response is mortality, the result is termed acute toxicity. When the adverse response is not mortality but instead reduced growth in larval organisms or reduced reproduction in adult organisms (or other appropriate measurements), a critical life stage effect (chronic toxicity) has occurred. The use of aquatic bioassays (toxicity tests) is widely accepted as a valid approach to evaluating toxicity of waste and receiving waters.

All waters shall be maintained free of toxic substances in concentrations that are toxic to, or that produce detrimental physiological responses in, human, plant, animal, or aquatic life.

Compliance with this objective will be determined by use of indicator organisms, analyses of species diversity, population density, growth anomalies, bioassays of appropriate duration or other appropriate methods as specified by the State or Regional Board.

The survival of aquatic life in surface waters, subjected to a waste discharge or other controllable water quality factors, shall not be less than that for the same waterbody in areas unaffected by the waste discharge or, when necessary, other control water.

There shall be no acute toxicity in ambient waters, including mixing zones. The acute toxicity objective for discharges dictates that the average survival in undiluted effluent for any three consecutive 96-hour static or continuous flow bioassay tests shall be at least 90%, with no single test having less than 70% survival when using an established USEPA, State Board, or other protocol authorized by the Regional Board.

There shall be no chronic toxicity in ambient waters outside mixing zones. To determine compliance with this objective, critical life stage tests for at least three species with approved testing protocols shall be used to screen for the most sensitive species. The test species used for screening shall include a vertebrate, an invertebrate, and an aquatic plant. The most sensitive species shall then be used for routine monitoring. Typical endpoints for chronic toxicity tests include hatchability, gross morphological abnormalities, survival, growth, and reproduction.”

Effluent limits for specific toxicants can be established by the Regional Board to control

toxicity identified under Toxicity Identification Evaluations (TIEs)." (Los Angeles Basin Plan 2013, p. 3- 38)

Central Valley, Region 5

"3.1.20 Toxicity

All waters shall be maintained free of toxic substances in concentrations that produce detrimental physiological responses in human, plant, animal, or aquatic life. This objective applies regardless of whether the toxicity is caused by a single substance or the interactive effect of multiple substances. Compliance with this objective will be determined by analyses of indicator organisms, species diversity, population density, growth anomalies, and biotoxicity tests of appropriate duration or other methods as specified by the Regional Water Board.

The Regional Water Board will also consider all material and relevant information submitted by the discharger and other interested parties and numerical criteria and guidelines for toxic substances developed by the State Water Board, the California Office of Environmental Health Hazard Assessment, the State Water Board Division of Drinking Water Programs, the U.S. Food and Drug Administration, the National Academy of Sciences, the U.S. Environmental Protection Agency, and other appropriate organizations to evaluate compliance with this objective.

The survival of aquatic life in surface waters subjected to a waste discharge or other controllable water quality factors shall not be less than that for the same water body in areas unaffected by the waste discharge, or, when necessary, for other control water that is consistent with the requirements for "experimental water" as described in *Standard Methods for the Examination of Water and Wastewater*, latest edition. As a minimum, compliance with this objective as stated in the previous sentence shall be evaluated with a 96-hour bioassay.

In addition, effluent limits based upon acute biotoxicity tests of effluents will be prescribed where appropriate; additional numerical receiving water quality objectives for specific toxicants will be established as sufficient data become available; and source control of toxic substances will be encouraged." (Central Valley Basin Plan 2018, p. 3-15)

Lahontan, Region 6

Chapter 3: Water Quality Objectives

"Toxicity

All waters shall be maintained free of toxic substances in concentrations that are toxic to, or that produce detrimental physiological responses in human, plant, animal, or aquatic life.

Compliance with this objective will be determined by use of indicator organisms, analyses

of species diversity, population density, growth anomalies, bioassays of appropriate duration and/or other appropriate methods as specified by the Regional Board.

The survival of aquatic life in surface waters subjected to a waste discharge, or other controllable water quality factors, shall not be less than that for the same water body in areas unaffected by the waste discharge, or when necessary, for other control water that is consistent

with the requirements for “experimental water” as defined in *Standard Methods for the Examination of Water and Wastewater* (American Public Health Association, et al. 2012, or subsequent editions).” (Lahontan Region Basin Plan 2016, p. 3-6)

Narrative and Numerical Objectives

“For **acute toxicity**, compliance shall be determined by short-term toxicity tests on undiluted effluent using an established protocol (e.g., American Society for Testing and Materials [ASTM], American Public Health Association, USEPA, State Board).

For **chronic toxicity**, compliance shall be determined using the critical life stage (CLS) toxicity tests. At least three approved species shall be used to measure compliance with the toxicity objective. If possible, test species shall include a vertebrate, an invertebrate, and an aquatic plant. After an initial screening period, monitoring may be reduced to the most sensitive species. Dilution and control waters should be obtained from an unaffected area of the receiving waters. For rivers and streams, dilution water should be obtained immediately upstream of the discharge. Standard dilution water can be used if the above sources exhibit toxicity greater than 1.0 Chronic Toxicity Units. All test results shall be reported to the Regional Board in accordance with the “Standardized Reporting Requirements for Monitoring Chronic Toxicity” (State Board Publication No. 93-2 WQ). (Lahontan Region Basin Plan 2016, p. 3-16 – 3-17)

Colorado River, Region 7

Chapter 3: Water Quality Objectives

II. General Surface Water Objectives

“C. TOXICITY 1

All waters shall be maintained free of toxic substances in concentrations which are toxic to, or which produce detrimental physiological responses in human, plant, animal, or indigenous aquatic life. Compliance with this objective will be determined by use of indicator organisms, analyses of species diversity, population density, growth anomalies, 96-hour bioassay or bioassays of appropriate duration or other appropriate methods as specified by the Regional Board. Effluent limits based upon bioassays of effluent will be prescribed where appropriate, additional numerical receiving water objectives for specific toxicants will be established as sufficient data become available, and source control of toxic substances will be encouraged.

The survival of aquatic life in surface waters subjected to a waste discharge or other controllable water quality factors, shall not be less than that for the same water body in areas unaffected by the waste discharge, or other control water which is consistent with the requirements for "experimental water" as described in Standards Methods for the Examination of Water and Wastewater, 18th Edition. As a minimum, compliance with this objective as stated in the previous sentence shall be evaluated with a 96-hour bioassay.

As described in Chapter 6, the Regional Board will conduct toxic monitoring of the appropriate surface waters to gather baseline data as time and resources allow.”
(Colorado River Basin Plan 2017, p. 3-2)

Santa Ana, Region 8

Chapter 4: Water Quality Objectives

“Toxic Substances

Toxic substances shall not be discharged at levels that will bioaccumulate in aquatic resources to level which are harmful to human health.

The concentrations of toxic substances in the water column, sediments or biota shall not adversely affect beneficial uses.” (Santa Ana Basin Plan 2008, p. 4-6)

San Diego, Region 9

Chapter 3: Water Quality Objectives

“TOXICITY

Toxicity is the adverse response of organisms to chemicals or physical agents.

Water Quality Objectives for Toxicity

All waters shall be maintained free of toxic substances in concentrations that are toxic to, or that produce detrimental physiological responses in human, plant, animal, or aquatic life.

Compliance with this objective will be determined by use of indicator organisms, analyses of species diversity, population density, growth anomalies, bioassays of appropriate= duration, or other appropriate methods as specified by the Regional Board.

The survival of aquatic life in surface waters subjected to a waste discharge or other controllable water quality factors, shall not be less than that for the same water body in areas unaffected by the waste discharge or, when necessary, for other control water that is consistent with requirements specified in U.S. EPA, State Water Resources Control Board or other protocol authorized by the Regional Board. As a minimum, compliance with this objective as stated in the previous sentence shall be evaluated with a 96-hour acute bioassay.

In addition, effluent limits based upon acute bioassays of effluents will be prescribed where appropriate, additional numerical receiving water objectives for specific toxicants will be established as sufficient data become available, and source control of toxic substances will be encouraged.

The Shelter Island Yacht Basin portion of San Diego Bay is designated as an impaired water body for dissolved copper pursuant to Clean Water Act section 303(d). A Total Maximum Daily Load (TMDL) has been adopted to address this impairment. See Chapters 2, Table 2-3, Beneficial Uses of Coastal Waters, San Diego Bay, footnote 3 and Chapter 7, Total Maximum Daily Loads.

Chollas Creek is designated as a water quality limited segment for dissolved copper, lead, and zinc pursuant to Clean Water Act section 303(d). Total Maximum Daily Loads have been adopted to address these impairments. See Chapters 2, Table 2-2, Beneficial Uses of Inland Surface Waters, Footnote 3 and Chapter 7, Total Maximum Daily Loads.” (San Diego Basin Plan 2016, p. 3-33)

5. Appendix E. Superseded Portions of the Regional Water Board Basin Plans

Each Regional Water Board Basin Plan contains narrative toxicity objectives for aquatic toxicity. Most Regions include a narrative water quality objective that require all waters to be maintained free of toxic substances in concentrations that produce detrimental physiological responses in humans, plants, terrestrial animals, or aquatic organisms. Some Basin Plans also contain implementation measures for toxicity. The Provisions would supersede Basin Plan provisions to the extent that they specify methods of assessing compliance with any numeric or narrative toxicity water quality objective, or specific toxicity testing and/or interpretation of toxicity testing data. The Provisions would not supersede the existing narrative toxicity water quality objectives.

The following is excerpts from each existing Regional Water Board Basin Plan regarding narrative water quality objectives, specific test methods, data analyses, and programs implementation for aquatic toxicity, and an indication of the language that will be superseded (in strike out or underline) to the extent of any conflict. It is important to note that there may be sections of the Basin Plans that would conflict with the Provisions only when applied to aquatic toxicity that are not shown in strikeout below. For purposes of the appendix, a footnote has been added to indicate the potential conflict. Other sections are not reflected below.

North Coast, Region 1

“3.3.16 Toxicity

Waters shall not contain toxic substances in concentrations that are toxic to, or that produce detrimental physiological responses in human, plant, animal, or aquatic life. This objective applies regardless of whether the toxicity is caused by a single substance or the synergistic effect of multiple substances. Compliance with this objective shall be determined by use of indicator organisms, analyses of species diversity, population density, growth anomalies, bioassays of appropriate duration, or other appropriate methods as specified by the Regional Water Board.¹⁰

~~The survival of aquatic life in surface waters subjected to a waste discharge, or other controllable water quality factors, shall not be less than that for the same waterbody in areas unaffected by the waste discharge, or when necessary for other control water that is consistent with the requirements for "experimental water" as described in Standard Methods for the Examination of Water and Wastewater, latest edition (American Public~~

¹⁰ This sentence has been superseded to the extent that it is applied to aquatic toxicity.

~~Health Association, et al.). As a minimum, compliance with this objective shall be evaluated with a 96-hour bioassay.~~

In addition, effluent limits based upon bioassays of effluents will be prescribed, where appropriate. Additional numeric receiving water objectives for specific toxicants will be established as sufficient data become available and source control of toxic substances may be required.” (North Coast Basin Plan 2018, p. 3-6)

San Francisco Bay, Region 2 **“3.3.18 TOXICITY**

All waters shall be maintained free of toxic substances in concentrations that are lethal to or that produce other detrimental responses in aquatic organisms. ~~Detrimental responses include, but are not limited to, decreased growth rate and decreased reproductive success of resident or indicator species.~~ There shall be no acute toxicity in ambient waters. ~~Acute toxicity is defined as a median of less than 90 percent survival, or less than 70 percent survival, 10 percent of the time, of test organisms in a 96-hour static or continuous flow test.~~

There shall be no chronic toxicity in ambient waters. ~~Chronic toxicity is a detrimental biological effect on growth rate, reproduction, fertilization success, larval development, population abundance, community composition, or any other relevant measure of the health of an organism, population, or community.~~

~~Attainment of this objective will be determined by analyses of indicator organisms, species diversity, population density, growth anomalies, or toxicity tests (including those described in Chapter 4), or other methods selected by the Water Board. The Water Board will also consider other relevant information and numeric criteria and guidelines for toxic substances developed by other agencies as appropriate.~~

~~The health and life history characteristics of aquatic organisms in waters affected by controllable water quality factors shall not differ significantly from those for the same waters in areas unaffected by controllable water quality factors.” (San Francisco Bay Basin Plan 2017, p. 3-7)~~

~~“4.5.5.3 Whole Effluent Toxicity Limits and Control Program~~

~~The narrative water quality objective for toxicity (see Chapter 3) protects beneficial uses against mixtures of pollutants typically found in aquatic systems. This approach is used because numerical objectives for individual pollutants do not take mixtures into account and because numerical objectives exist for only a small fraction of potential pollutants of concern.~~

~~Effluent limits for acute toxicity are described below and were derived through the Effluent Toxicity Characterization Program (ETCP). A detailed description of the ETCP is presented later in this section. These limits define in specific terms how the Water Board assesses whether waters are “maintained free of toxic substances in concentrations that~~

~~are lethal to or that produce other detrimental responses in aquatic organisms" (the narrative objective in Chapter 3) and maintains waters free of "toxic substances in toxic amounts" (Clean Water Act)."~~ (San Francisco Bay Basin Plan 2017, p. 4-12)

~~"4.5.5.3.1 Acute Toxicity~~

~~The acute toxicity effluent limitation states that the survival of organisms in effluent shall be a median value of not less than 90 percent survival, and a 90 percentile value of not less than 70 percent survival using tests as specified in Table 4-3 and Table 4-4. Compliance with the acute toxicity limitation is evaluated by measuring survival of test fishes exposed to effluent for 96 hours. Each fish species represents a single sample. Dischargers are required to conduct flow-through effluent toxicity tests, except for those that discharge intermittently and discharge less than 1.0 million gallons per day (average dry weather flow). Such small, intermittent dischargers are required to perform static renewal bioassays.~~

~~All dischargers perform toxicity tests using fish species, according to protocols approved by the U.S. EPA or State Board or published by the American Society for Testing and Materials (ASTM) or American Public Health Association. Two fish species shall be tested concurrently. These shall be the most sensitive two species determined from concurrent screening(s) of three species: threespine stickleback, rainbow trout, and fathead minnow. Tests completed within ten days of the initial test are considered concurrent. This three-species-screening requirement can be met using either flow-through or static renewal bioassays.~~

~~The Water Board may consider allowing compliance monitoring with only one (the most sensitive, if known) fish species, if the following condition is met: The discharger can document that the acute toxicity limitation, specified above, has not been exceeded during the previous three years, or that acute toxicity has been observed in only one of two fish species.~~

~~The Water Board may modify the flow-through bioassay requirements and the specific test species requirements on a case-by-case basis for discharges of once-through cooling water or excessively saline wastes, which make the implementation of these test requirements impractical. Such changes are not intended as a reduction in the acute toxicity limitation, but rather to account for the technical difficulties of performing the tests.~~

~~In addition, for deep water discharges subject to marine effluent limitations, dischargers are not to be considered out of compliance with the acute toxicity effluent limitation under the following circumstances: the discharger documents that the only cause of acute toxicity is ammonia which rapidly decays in the receiving water, and demonstrates that ammonia in the discharge does not impact water quality or beneficial uses."~~ (San Francisco Bay Basin Plan 2017, p. 4-12 – 4-13)

~~"4.5.5.3.2 Chronic Toxicity~~

~~Chronic toxicity effluent limits are derived for individual dischargers based upon Best~~

~~Professional Judgment. Some of the factors that may be considered in the development of these limits include: allowing credit for dilution comparable to those allowed for numeric-chemical specific objectives, effluent variability, and intent to protect against consistent chronic toxicity and severe episodic toxic events.~~

~~Chronic toxicity limitations are contained in the permits of all dischargers that have completed or are currently participating in the Effluent Toxicity Characterization Program (ETCP). This includes all municipal facilities with pre-treatment programs, all major industrial facilities, and selected treated groundwater dischargers.~~

~~Monitoring requirements for chronic toxicity, such as test species, effluent sampling procedures, dilution series, monitoring frequency, dilution waters and reference toxicant testing requirements, are specified in NPDES permits on a case-by-case basis. Monitoring requirements will be based on Effluent Toxicity Characterization Program data. Test species and protocols will be selected from those listed in Table 4-5.~~

~~Dischargers with chronic toxicity limits in their permits monitoring quarterly or less frequently are required to accelerate the frequency to monthly (or as otherwise specified by the Executive Officer) when conditions such as those listed in Table 4-5 occur. (San Francisco Bay Basin Plan 2017, p. 4-13)~~

~~4.5.5.3.3 Toxicity Identification/Reduction Evaluation (TIE/TRE)~~

~~Permits shall require that if consistent toxicity is exhibited, then a chronic toxicity identification evaluation (TIE) and toxicity reduction evaluation (TRE) shall be conducted. Specific language in permits requires the development of workplans for implementing TIEs. TIEs will be initiated within 30 days of detection of persistent toxicity. The purpose of a TIE is to identify the chemical or combination of chemicals causing the observed toxicity. Every reasonable effort using currently available TIE methodologies shall be employed by the discharger. The Water Board recognizes that identification of causes of chronic toxicity may not be successful in all cases.~~

~~The purposes of a TRE are to identify the source(s) of the toxic constituents and evaluate alternative strategies for reducing or eliminating their discharge. The TRE shall include all reasonable steps to reduce toxicity to the required level. In addition, the Water Board will review chronic toxicity test results to assess acute toxicity and consider the need for an acute TIE.~~

~~Following completion of the TRE, if consistent toxicity is still exhibited in a discharge, then the discharger shall pursue all feasible waste minimization measures at a level that is acceptable to the Water Board. The discharger must document that the acceptable level of participation is maintained by submitting reports on a specified schedule to the Water Board.~~

~~A Toxicity Reduction Evaluation may again be required in situations where chronic toxicity still exists and new techniques for identifying and reducing toxicity become available. Alternatively, the cause of effluent toxicity may change, so that existing techniques will~~

~~enable identification and reduction of toxicity.~~

~~Consideration of any enforcement action by the Water Board for violation of the effluent limitation will be based in part on the discharger's actions in identifying and reducing sources of persistent toxicity.”~~ (San Francisco Bay Basin Plan 2017, p. 4-14)

“4.5.5.3.4 Effluent Toxicity Characterization Program

The Effluent Toxicity Characterization Program was initiated in 1986 with the goal of developing and implementing toxicity limits for each discharger based on actual characteristics of both receiving waters and waste streams. The Water Board initiated the program as a means of implementing the narrative objective prohibiting toxic effects in receiving water.

The first two phases of the program focused on developing methods for monitoring effluent toxicity (known as effluent characterization) and deriving the appropriate series of tests to ensure that each effluent and its immediate receiving waters are not toxic to aquatic organisms. Information from these phases is used to determine whether the narrative objectives are being met in each segment of the Bay and will support the development of site-specific water quality objectives and wasteload allocations.

As the program progresses, the Water Board may: (a) Modify existing effluent limits; (b) Specify different test organisms and methods for determining compliance with toxicity effluent limits; and/or (3) Require a toxicity reduction evaluation (TRE) to determine the cost-effectiveness of controlling toxicity or reducing concentrations of specific pollutants. This program is being implemented within the existing framework of the NPDES permitting program for municipal and industrial facilities.

The purposes of effluent characterization are to:

- Define effluent variability so that the most appropriate compliance monitoring program can be put in place for each discharge and so that adequate information can be developed to determine if treatment processes or source control modifications are necessary to comply with effluent limits;
- Define the sensitivity of different test species to different effluents so that appropriate acute toxicity effluent limits can be defined and to identify the most sensitive of a group of test organisms used for compliance monitoring; and
- Define the chronic toxicity of the effluent to different test species such that the most sensitive organism of a standard set can be defined and either used for compliance monitoring or used for development of application factors to be applied to the acute toxicity effluent limit.

Two rounds of effluent characterization have been completed by dischargers selected on the basis of the nature, volume, and location of discharge. The first round started

characterization in 1988; the second round in 1991. The Water Board adopted guidance documents for each round of characterization, with modifications made to the second round from knowledge gained during the first. Status reports were issued in July 1989, March 1990, and July 1991. A summary report is scheduled upon completion of the second round in 1995. The need for a third round of characterization will be evaluated at that time.

Thus far, no one test species has consistently been the most sensitive to all discharges. This strongly supports the current approach of requiring screening using several test species. Also, acute toxicity has been observed at several sites using the expanded range of test species.

Although these sites can meet existing limits with test species currently used to determine compliance (fathead minnow, trout, and stickleback), they cannot meet the limits based on more sensitive species now available.

Table 4-3: ~~Acute Toxicity Effluent Limits~~

Discharge/Monitoring Type	At Least <u>90%</u> Survival	At Least 70% Survival _
Continuous discharge/weekly of monthly tests	11-sample ¹ median	11-sample 90th percentile ^b
Continuous discharge/quarterly or annual tests	3-sample ^c median	Single-sample maximum
Intermittent Discharge	-	Single-sample maximum

Notes:

¹ 11-sample median is defined as follows: If five or more of the past ten or fewer samples show less than 90 percent survival, then survival of less than 90 percent on the next sample represents a violation of the effluent limitation.

^b 90th percentile is defined as follows: If one or more of the past ten or fewer samples show less than 70 percent survival, then survival of less than 70 on the next sample represents a violation of effluent limitation.

^c 3-sample median is defined as follows: If one of the past two or fewer samples shows less than 90 percent survival, then survival of less than 90 percent on the next sample represents a violation of the effluent limitation

(San Francisco Bay Basin Plan 2017)

Detailed technical guidelines for conducting toxicity tests and analyzing resulting data were compiled in “Modified Guidelines: Effluent Toxicity Characterization Program,” San Francisco Bay Regional Water Quality Control Board, 1991, Resolution No. 91-083, after experience gained during the first round. This document is incorporated by reference into this plan.” (San Francisco Bay Basin Plan 2017, p. 4-14 – 4-15)

Table 4-4: Critical Life Stage Toxicity Test Species and Protocols¹

Species	Biological Effects Evaluated	California Resident	Lab v. Wild Stock
FRESHWATER			
Ceriodaphnia sp. (crustacean)	survival, reproduction	N	Lab
Pimephales promelas (fathead minnow)	survival, growth	Y	Lab
Selenastrum capricornutum (unicellular algae)	cell division rate	N	Lab
MARINE			
Mysidopsis bahia (crustacean)	survival, growth, fecundity	N	Lab
Molluscs			
Mytilus edulis (mussel)	embryo development, survival	Y	Wild or Field-cultured
Crassostrea gigas (oyster)			
Halotis refescens (abalone)			
Echinoderms			
Strongylocentrotus purpuratus, S. franciscanus (urchin)	fertilization success	Y	Wild
Dendraster excentricus (sand dollar)			
Diatom Plants			
Skeletonema costatum	cell division rate	Y	Lab
Thalassiosira pseudonana			
Macrocystis pyrifera (giant kelp)	percent germination, germ	Y	Wild
Chamoia parvula (red algae)	number of cystocarps	N	Lab
MARINE/BRACKISH			
Menidia beryline	Survival, larval growth	Y	Lab

¹All technical references and discussions are contained in "Modified Guidelines: Effluent Toxicity Characterization Program," San Francisco Bay Regional Water Quality Control Board, September 1991.

(San Francisco Bay Basin Plan 2017)

Table 4-5: ~~Conditions that Require Monthly Monitoring of Toxicity Levels~~

Discharger Monitoring Frequency	Shallow Water Dischargers	Deep Water Dischargers
QUARTERLY		
Three sample median ¹	—>1 TU _c	>10 TU _c
Single sample maximum	—>2 TU _c	>20 TU _c
SEMI-ANNUALLY or ANNUALLY		
Single sample maximum	—>1 TU _c	>10 TU _c

¹ Exceedances of the three-sample median is defined as follows: If one of the past two or fewer samples shows greater than the toxicity threshold listed above, then a chronic toxicity value greater than the threshold on the next sample represents exceedance.

(San Francisco Bay Basin Plan 2017)

Central Coast, Region 3 “Toxicity

All waters shall be maintained free of toxic substances in concentrations which are toxic to, or which produce detrimental physiological responses in, human, plant, animal, or aquatic life.

Compliance with this objective will be determined by use of indicator organisms, analyses of species diversity, population density, growth anomalies, toxicity bioassays of appropriate duration, or other appropriate methods as specified by the Regional Board.¹¹

~~Survival of aquatic life in surface waters subjected to a waste discharge or other controllable water quality conditions, shall not be less than that for the same waterbody in areas unaffected by the waste discharge or, when necessary, for other control water that is consistent with the requirements for “experimental water” as described in Standard Methods for the Examination of Water and Wastewater, latest edition. As a minimum, compliance with this objective shall be evaluated with a 96-hour bioassay.~~

In addition, effluent limits based upon acute bioassays of effluents will be prescribed where appropriate, additional numerical receiving water objectives for specific toxicants will be established as sufficient data become available, and source control of toxic substances is encouraged. The discharge of wastes shall not cause concentrations of un-ionized ammonia (NH₃) to exceed 0.025 mg/L (as N) in receiving waters.” (Central Coast Basin Plan 2017, p. 30)

Los Angeles, Region 4

Chapter 3: Water Quality Objectives

¹¹ This sentence has been superseded to the extent that it applies to aquatic toxicity.

“Toxicity

~~Toxicity is the adverse response of organisms to chemical or physical agents. When the adverse response is mortality, the result is termed acute toxicity. When the adverse response is not mortality but instead reduced growth in larval organisms or reduced reproduction in adult organisms (or other appropriate measurements), a critical life stage effect (chronic toxicity) has occurred. The use of aquatic bioassays (toxicity tests) is widely accepted as a valid approach to evaluating toxicity of waste and receiving waters.~~

All waters shall be maintained free of toxic substances in concentrations that are toxic to, or that produce detrimental physiological responses in, human, plant, animal, or aquatic life.

Compliance with this objective will be determined by use of indicator organisms, analyses of species diversity, population density, growth anomalies, bioassays of appropriate duration or other appropriate methods as specified by the State or Regional Board.¹²

~~The survival of aquatic life in surface waters, subjected to a waste discharge or other controllable water quality factors, shall not be less than that for the same waterbody in areas unaffected by the waste discharge or, when necessary, other control water.~~

~~There shall be no acute toxicity in ambient waters, including mixing zones. The acute toxicity objective for discharges dictates that the average survival in undiluted effluent for any three consecutive 96-hour static or continuous flow bioassay tests shall be at least 90%, with no single test having less than 70% survival when using an established USEPA, State Board, or other protocol authorized by the Regional Board.~~

~~There shall be no chronic toxicity in ambient waters outside mixing zones. To determine compliance with this objective, critical life stage tests for at least three species with approved testing protocols shall be used to screen for the most sensitive species. The test species used for screening shall include a vertebrate, an invertebrate, and an aquatic plant. The most sensitive species shall then be used for routine monitoring. Typical endpoints for chronic toxicity tests include hatchability, gross morphological abnormalities, survival, growth, and reproduction.”~~

Effluent limits for specific toxicants can be established by the Regional Board to control toxicity identified under Toxicity Identification Evaluations (TIEs).” (Los Angeles Basin Plan 2013, p. 3- 38)

¹² This sentence has been superseded to the extent that it applies to aquatic toxicity.

Central Valley, Region 5

“3.1.20 Toxicity

All waters shall be maintained free of toxic substances in concentrations that produce detrimental physiological responses in human, plant, animal, or aquatic life. This objective applies regardless of whether the toxicity is caused by a single substance or the interactive effect of multiple substances. Compliance with this objective will be determined by analyses of indicator organisms, species diversity, population density, growth anomalies, and biotoxicity tests of appropriate duration or other methods as specified by the Regional Water Board.¹³

The Regional Water Board will also consider all material and relevant information submitted by the discharger and other interested parties and numerical criteria and guidelines for toxic substances developed by the State Water Board, the California Office of Environmental Health Hazard Assessment, the State Water Board Division of Drinking Water Programs, the U.S. Food and Drug Administration, the National Academy of Sciences, the U.S. Environmental Protection Agency, and other appropriate organizations to evaluate compliance with this objective.¹⁴

~~The survival of aquatic life in surface waters subjected to a waste discharge or other controllable water quality factors shall not be less than that for the same water body in areas unaffected by the waste discharge, or, when necessary, for other control water that is consistent with the requirements for "experimental water" as described in *Standard Methods for the Examination of Water and Wastewater*, latest edition. As a minimum, compliance with this objective as stated in the previous sentence shall be evaluated with a 96-hour bioassay.~~

In addition, effluent limits based upon acute biotoxicity tests of effluents will be prescribed where appropriate; additional numerical receiving water quality objectives for specific toxicants will be established as sufficient data become available; and source control of toxic substances will be encouraged.” (Central Valley Basin Plan 2018, p. 3-15)

Lahontan, Region 6

Chapter 3: Water Quality Objectives

“Toxicity

All waters shall be maintained free of toxic substances in concentrations that are toxic to, or that produce detrimental physiological responses in human, plant, animal, or aquatic life.

¹³ This sentence has been superseded to the extent that it applies to aquatic toxicity.

¹⁴ This sentence has been superseded to the extent that it applies to aquatic toxicity.

Compliance with this objective will be determined by use of indicator organisms, analyses of species diversity, population density, growth anomalies, bioassays of appropriate duration and/or other appropriate methods as specified by the Regional Board. ¹⁵

~~The survival of aquatic life in surface waters subjected to a waste discharge, or other controllable water quality factors, shall not be less than that for the same water body in areas unaffected by the waste discharge, or when necessary, for other control water that is consistent with the requirements for “experimental water” as defined in *Standard Methods for the Examination of Water and Wastewater* (American Public Health Association, et al. 2012, or subsequent editions).” (Lahontan Region Basin Plan 2016, p. 3-6)~~

“References to Taste and Odor, Human Health and Toxicity (also see “acute toxicity” and “chronic toxicity,” below)

In determining compliance with objectives including references to Taste and Odor, Human Health or Toxicity, the Regional Board will consider as evidence relevant and scientifically valid water quality goals from sources such as drinking water standards from the California Department of Public Health (State “Action Levels”), the National Interim Drinking Water Standards, Proposition 65 Lawful Levels, National Ambient Water Quality Criteria, the National Academy of Sciences' Suggested No-Adverse-Response Levels (SNARLs), USEPA's Health and Water Quality Advisories, USEPA's National Toxicity Rule and California Toxicity Rule, as well as other relevant and scientifically valid evidence.”

¹⁶(Lahontan Region Basin Plan 2016, p. 3-15)

~~“For **acute toxicity**, compliance shall be determined by short-term toxicity tests on undiluted effluent using an established protocol (e.g., American Society for Testing and Materials [ASTM], American Public Health Association, USEPA, State Board).~~

~~For **chronic toxicity**, compliance shall be determined using the critical life stage (CLS) toxicity tests. At least three approved species shall be used to measure compliance with the toxicity objective. If possible, test species shall include a vertebrate, an invertebrate, and an~~

~~aquatic plant. After an initial screening period, monitoring may be reduced to the most sensitive species. Dilution and control waters should be obtained from an unaffected area of the receiving waters. For rivers and streams, dilution water should be obtained immediately upstream of the discharge. Standard dilution water can be used if the above sources exhibit toxicity greater than 1.0 Chronic Toxicity Units. All test results shall be reported to the Regional Board in accordance with the “Standardized Reporting Requirements for Monitoring Chronic Toxicity (State Board Publication No. 93-2 WQ).” (Lahontan Region Basin Plan 2016, p. 3-16 – 3-17)~~

¹⁵ This sentence has been superseded to the extent that it applies to aquatic toxicity.

¹⁶ This sentence has been superseded to the extent that it applies to aquatic toxicity.

Chapter 5: Water Quality Standards and Control Measures for the Lake Tahoe Basin

“Toxicity

All waters shall be maintained free of toxic substances in concentrations that are toxic to, or that produce detrimental physiological responses in human, plant, animal, or aquatic life.

Compliance with this objective will be determined by use of indicator organisms, analyses of species diversity, population density, growth anomalies, bioassays of appropriate duration and/or other appropriate methods as specified by the Regional Board. ¹⁷

~~The survival of aquatic life in surface waters subjected to a waste discharge, or other controllable water quality factors, shall not be less than that for the same water body in areas unaffected by the waste discharge, or when necessary, for other control water that is consistent with the requirements for “experimental water” as defined in *Standard Methods for the Examination of Water and Wastewater* (American Public Health Association, et al. 1998).” (Lahontan Region Basin Plan 2016, p. 5.1-8)~~

“References to Taste and Odor, Human Health and Toxicity (also see “acute toxicity” and “chronic toxicity,” below):

In determining compliance with objectives including references to Taste and Odor, Human Health or Toxicity, the Regional Board will consider as evidence relevant and scientifically valid water quality goals from sources such as drinking water standards from the California Department of Health Services (State “Action Levels”), the National Interim Drinking Water Standards, Proposition 65 Lawful Levels, National Ambient Water Quality Criteria (USEPA's “Quality Criteria for Water” for the years 1986, 1976 and 1972; “Ambient Water Quality Criteria,” volumes 1980, 1984, 1986, 1987 and 1989), the National Academy of

Sciences' Suggested No-Adverse- Response Levels (SNARL), USEPA's Health and Water Quality Advisories, as well as other relevant and scientifically valid evidence.” ¹⁸(Lahontan Region Basin Plan 2016, p. 5.1-11)

~~“For **acute toxicity**, compliance shall be determined by short-term toxicity tests on undiluted effluent using an established protocol (e.g., American Society for Testing and Materials [ASTM], American Public Health Association, USEPA, State Board).~~

~~For **chronic toxicity**, compliance shall be determined using the critical life stage (CLS) toxicity tests. At least three approved species shall be used to measure compliance with the toxicity objective. If possible, test species shall include a vertebrate, an invertebrate,~~

¹⁷ This sentence has been superseded to the extent that it applies to aquatic toxicity.

¹⁸ This sentence has been superseded to the extent that it applies to aquatic toxicity.

~~and an aquatic plant. After an initial screening period, monitoring may be reduced to the most sensitive species. Dilution and control waters should be obtained from an unaffected area of the receiving waters. For rivers and streams, dilution water should be obtained immediately upstream of the discharge. Standard dilution water can be used if the above sources exhibit toxicity greater than 1.0 Chronic Toxicity Units. All test results shall be reported to the Regional Board in accordance with the "Standardized Reporting Requirements for Monitoring Chronic Toxicity" (State Board Publication No. 93-2 WQ)." (Lahontan Region Basin Plan 2016, p. 5.1-12 – 5.1-13)~~

Colorado River, Region 7

Chapter 3: Water Quality Objectives

II. General Surface Water Objectives

"C. TOXICITY 1

All waters shall be maintained free of toxic substances in concentrations which are toxic to, or which produce detrimental physiological responses in human, plant, animal, or indigenous aquatic life. Compliance with this objective will be determined by use of indicator organisms, analyses of species diversity, population density, growth anomalies, 96-hour bioassay or bioassays of appropriate duration or other appropriate methods as specified by the Regional Board.¹⁹ Effluent limits based upon bioassays of effluent will be prescribed where appropriate, additional numerical receiving water objectives for specific toxicants will be established as sufficient data become available, and source control of toxic substances will be encouraged.

~~The survival of aquatic life in surface waters subjected to a waste discharge or other controllable water quality factors, shall not be less than that for the same water body in areas unaffected by the waste discharge, or other control water which is consistent with the requirements for "experimental water" as described in Standards Methods for the Examination of Water and Wastewater, 18th Edition. As a minimum, compliance with this objective as stated in the previous sentence shall be evaluated with a 96-hour bioassay.~~

As described in Chapter 6, the Regional Board will conduct toxic monitoring of the appropriate surface waters to gather baseline data as time and resources allow."
(Colorado River Basin Plan 2017, p. 3-2)

Chapter 4: Implementation

IV. Specific Implementation Actions

¹⁹ This sentence has been superseded to the extent that it applies to aquatic toxicity.

“C. TOXICITY OBJECTIVE COMPLIANCE

Compliance with the Regional Board's toxicity objective (see Chapter 3) will be determined through the use of bioassays utilizing standard/approved methodology. A three part biomonitoring program to determine compliance is described in Chapter 6 (Section II.B.). Compliance may also be determined by reviewing data generated by the Toxic Substances Monitoring Program (see Chapter 6, Section II.E.) and other water quality monitoring programs. Implementation measures to address violations of the toxicity objective will be conducted in compliance with applicable state and federal policies and regulations.”²⁰ (Colorado River Basin Plan 2017, p. 4-19)

Chapter 6 – Surveillance, Monitoring and Water Quality Assessment

II. Regional Board Monitoring

B. Compliance Monitoring

“2. Recommended Biomonitoring (Toxicity Monitoring) Programs

Compliance with the Regional Board's toxicity objective (see Chapter 3) will be determined through the use of bioassays utilizing standard/approved methodology. For an initial two-year period, biomonitoring will be conducted primarily for informational purposes. The resulting data will be utilized to determine a specific compliance protocol, including methodology and enforcement procedures. Dischargers whose NPDES permits do not include biomonitoring requirements will be encouraged to voluntarily conduct bioassays during this initial two-year period to assist in developing said protocol. Dischargers who wish to experiment with other methods of determining toxicity compliance are welcome to do so and may submit such data to the Regional Board for review and consideration.

Although this initial two-year period would be utilized primarily to collect information, it would not preclude the possibility of enforcement action in cases where significant toxicity is exhibited.

Such enforcement would be considered by the Regional Board on a case by case basis.

Pending appropriations of adequate resources, the following three biomonitoring programs are recommended for implementation:

²⁰ This section has been superseded to the extent that it applies to aquatic toxicity.

Program A

Bioassay Type: Chronic

Frequency: Quarterly

Sampling Locations:

1. Colorado River near California/Nevada State Line
2. Palo Verde Outfall Drain near South Highway 78 Crossing
3. Colorado River at Imperial Dam
4. Reservation Main Drain near Outlet
5. Colorado River above Morelos Dam
6. Alamo River near International Boundary
7. New River near International Boundary
8. Central Drain near Outlet
9. Holtville Main Drain
10. Alamo River near Outlet
11. New River near Outlet
12. Whitewater River above MWD Outfall
13. Coachella Valley Storm Water Channel at Lincoln Street Crossing

The above-listed sites represent the more important waterways in the Region in regard to flow. Where chronic toxicity is exhibited at any of the above monitoring locations, an investigation would follow to determine the source of the toxicity.

Program B

Bioassay Type: Chronic

Frequency: Annually

Sampling Locations:

1. Tahquitz Creek
2. Twin Pines Creek
3. Boundary Creek
4. Walker Creek
5. Tule Creek
6. Mission Creek
7. Carrizo Creek
8. Big Morongo Creek
9. Banner Creek
10. Little Morongo Creek
11. San Felipe Creek
12. Arrastre Creek
13. Borrego Palm Canyon Creek
14. Coyote Creek
15. Salt Creek

Where chronic toxicity is exhibited at any of the above monitoring locations, an investigation would follow to determine the source of the toxicity.

Program C

Bioassay Type: Acute and/or Chronic

Frequency: To be determined by Regional Board staff on a case-by-case basis, but shall in no case be less frequent than annually.

It is recommended that at a minimum appropriate acute/chronic toxicity bioassays be required in all new or updated NPDES permits. For future permit holders, assignment of such testing will be determined on a case-by-case basis.”²¹ (Colorado River Basin Plan 2017, p. 6-4 – 6-5)

Santa Ana, Region 8

Chapter 4: Water Quality Objectives

“Toxic Substances

Toxic substances shall not be discharged at levels that will bioaccumulate in aquatic resources to level which are harmful to human health. The concentrations of toxic substances in the water column, sediments or biota shall not adversely affect beneficial uses.” (Santa Ana Basin Plan 2008, p. 4-6)

Chapter 6: Monitoring and Assessment

“Compliance Monitoring (Continued from page 6-6)

The lowest concentration by which permit compliance is reliably measured is called the Practical Quantification Level (PQL). The PQL is used and taken into account when establishing waste discharge limits. PQLs will be developed using all available information, and will be established based upon information obtained from regional laboratories.

~~The Regional Board requires the initiation of a Toxicity Reduction Evaluation (TRE) if a discharge consistently exceeds its chronic toxicity effluent limit. The Regional Board, to date, has interpreted the “consistency exceeds” trigger as the failures of three successive monthly toxicity tests, each conducted on separate samples. Initiation of the TRE has also been conditioned on a determination that a sufficient level of toxicity exists to permit effective application of the analytical techniques required by a TRE. The Regional Board also encourages the development of scientifically sound toxicity test quality control and standardized interpretation criteria to improve the accuracy and reliability of chronic toxicity demonstrations.~~

Compliance monitoring also involves staff inspections of regulated and unregulated sites and includes observations made by staff members and/or results of analyses performed

²¹ This section has been superseded to the extent that it applies to aquatic toxicity.

on samples collected by staff members.” (Santa Ana Basin Plan 2008, p. 6-18)

San Diego, Region 9

Chapter 3: Water Quality Objectives

“TOXICITY

Toxicity is the adverse response of organisms to chemicals or physical agents.

Water Quality Objectives for Toxicity

All waters shall be maintained free of toxic substances in concentrations that are toxic to, or that produce detrimental physiological responses in human, plant, animal, or aquatic life.

Compliance with this objective will be determined by use of indicator organisms, analyses of species diversity, population density, growth anomalies, bioassays of appropriate duration, or other appropriate methods as specified by the Regional Board.²²

~~The survival of aquatic life in surface waters subjected to a waste discharge or other controllable water quality factors, shall not be less than that for the same water body in areas unaffected by the waste discharge or, when necessary, for other control water that is consistent with requirements specified in USEPA, State Water Resources Control Board or other protocol authorized by the Regional Board. As a minimum, compliance with this objective as stated in the previous sentence shall be evaluated with a 96-hour acute bioassay.~~

In addition, effluent limits based upon acute bioassays of effluents will be prescribed where appropriate, additional numerical receiving water objectives for specific toxicants will be established as sufficient data become available, and source control of toxic substances will be encouraged.

The Shelter Island Yacht Basin portion of San Diego Bay is designated as an impaired water body for dissolved copper pursuant to Clean Water Act section 303(d). A Total Maximum Daily Load (TMDL) has been adopted to address this impairment. See Chapters 2, Table 2-3, Beneficial Uses of Coastal Waters, San Diego Bay, footnote 3 and Chapter 7, Total Maximum Daily Loads.

Chollas Creek is designated as a water quality limited segment for dissolved copper, lead, and zinc pursuant to Clean Water Act section 303(d). Total Maximum Daily Loads have been adopted to address these impairments. See Chapters 2, Table 2-2, Beneficial Uses of Inland Surface Waters, Footnote 3 and Chapter 7, Total Maximum Daily Loads.” (San Diego Basin Plan 2016, p. 3-33)

²² This sentence has been superseded to the extent that it applies to aquatic toxicity.

6. Appendix F. Impairments

In the 2014 and 2016 California Integrated Report (approved by U.S. EPA in July 2015), ~~more than 188~~ 327 California water bodies are listed as impaired because of known or unknown toxicity. These waters are presented below.

Table F-1. 2014 and 2016 Listing of water bodies impaired for toxicity, taken from The California Integrated Report

Region	Water Body Name	Pollutan
2 San Francisco Bay Region	Stevens Creek	Toxicity
2 San Francisco Bay Region	Coyote Creek (Santa Clara Co.)	Toxicity
2 San Francisco Bay Region	Guadalupe Slough	Toxicity
2 San Francisco Bay Region	Islais Creek	Toxicity
2 San Francisco Bay Region	Kirker Creek	Toxicity
2 San Francisco Bay Region	Mt. Diablo Creek	Toxicity
2 San Francisco Bay Region	Oakland Inner Harbor (Fruitvale Site, part of SF Bay, Lower)	Toxicity
2 San Francisco Bay Region	Permanente Creek	Toxicity
2 San Francisco Bay Region	San Mateo Creek, Lower	Toxicity
3 Central Coast Region	Arroyo Paredon	Toxicity
3 Central Coast Region	Rincon Creek	Toxicity
3 Central Coast Region	San Miguelito Creek	Toxicity
3 Central Coast Region	Watsonville Slough	Toxicity
3 Central Coast Region	Santa Ynez River (Cachuma Lake to below city of Lompoc)	Toxicity
3 Central Coast Region	Struve Slough	Toxicity
3 Central Coast Region	Tembladero Slough	Toxicity
3 Central Coast Region	Salsipuedes Creek (Santa Cruz County)	Toxicity
3 Central Coast Region	Santa Ynez River (above Lake Cachuma)	Toxicity
3 Central Coast Region	Santa Maria River	Toxicity
3 Central Coast Region	Tequisquita Slough	Toxicity
3 Central Coast Region	Santa Ynez River (below city of Lompoc to Ocean)	Toxicity
3 Central Coast Region	Salinas River (middle, near Gonzales Rd crossing to confluence with Nacimiento River)	Toxicity
3 Central Coast Region	Salinas Reclamation Canal	Toxicity
3 Central Coast Region	Salinas River (lower, estuary to near Gonzales Rd crossing, watersheds 30910 and 30920)	Toxicity
3 Central Coast Region	Pajaro River	Toxicity
3 Central Coast Region	Orcutt Creek	Toxicity
3 Central Coast Region	Moro Cojo Slough	Toxicity
3 Central Coast Region	Oso Flaco Lake	Toxicity

First Revised Draft Staff Report: Establishment Part [X] of the Water Quality Control Plan for Inland Surface Waters, Enclosed Bays, and Estuaries of California; and ~~—~~ Toxicity Provisions.

Region	Water Body Name	Pollutan †
3 Central Coast Region	Natividad Creek	Toxicity
3 Central Coast Region	Prefumo Creek	Toxicity
3 Central Coast Region	Quail Creek	Toxicity
3 Central Coast Region	Moss Landing Harbor	Toxicity
3 Central Coast Region	Merrit Ditch	Toxicity
3 Central Coast Region	Espinosa Slough	Toxicity
3 Central Coast Region	Mission Creek (Santa Barbara County)	Toxicity
3 Central Coast Region	Gabilan Creek	Toxicity
3 Central Coast Region	Chualar Creek	Toxicity
3 Central Coast Region	Canada Del Capitan	Toxicity
3 Central Coast Region	Chorro Creek	Toxicity
3 Central Coast Region	Franklin Creek (Santa Barbara County)	Toxicity
3 Central Coast Region	Millers Canal	Toxicity
3 Central Coast Region	Monterey Harbor	Toxicity
3 Central Coast Region	Main Street Channel	Toxicity
3 Central Coast Region	Arroyo Grande Creek (below Lopez Lake)	Toxicity
3 Central Coast Region	Greene Valley Creek (Santa Barbara County)	Toxicity
3 Central Coast Region	Bradley Canyon Creek	Toxicity
3 Central Coast Region	Bradley Channel	Toxicity
3 Central Coast Region	Blosser Channel	Toxicity
3 Central Coast Region	Atascadero Creek (Santa Barbara County)	Toxicity
3 Central Coast Region	Blanco Drain	Toxicity
3 Central Coast Region	Alisal Slough (Monterey County)	Toxicity
3 Central Coast Region	Bell Creek (Santa Barbara Co)	Toxicity
3 Central Coast Region	Alamo Creek	Toxicity
3 Central Coast Region	Alisal Creek (Monterey County)	Toxicity
3 Central Coast Region	Old Salinas River	Toxicity
3 Central Coast Region	San Juan Creek (San Benito County)	Toxicity
3 Central Coast Region	Oso Flaco Creek	Toxicity
3 Central Coast Region	Little Oso Flaco Creek	Toxicity
3 Central Coast Region	Estrella River	Toxicity
3 Central Coast Region	McGowan Ditch	Toxicity
3 Central Coast Region	Carpinteria Creek (below Gobernador Creek)	Toxicity
3 Central Coast Region	Glen Annie Canyon Creek	Toxicity
3 Central Coast Region	Santa Maria River Estuary	Toxicity
3 Central Coast Region	Unnamed tributary to Orcutt Creek	Toxicity
3 Central Coast Region	Salinas River Lagoon (North)	Toxicity
3 Central Coast Region	Pajaro River Estuary	Toxicity

Region	Water Body Name	Pollutan[†]
4--Los Angeles Region	Marina del Rey Harbor -- Back-Basins	Toxicity
4--Los Angeles Region	Santa Clara River Reach 1--(Estuary to Hwy 101 Bridge)	Toxicity
4--Los Angeles Region	Rio Hondo Reach 1 (Confl. LA River to Snt Ana Fwy)	Toxicity
4--Los Angeles Region	Calleguas Creek Reach 4 (was--Revolon Slough Main Branch--Mugu Lagoon to Central Avenue on 1998 303d list)	Toxicity
4--Los Angeles Region	McGrath Lake	Toxicity
4--Los Angeles Region	Santa Clara River Reach 6 (W--Pier Hwy 99 to Bouquet Cyn Rd) (was named Santa Clara River Reach 8 on 2002 303(d) list)	Toxicity
4--Los Angeles Region	Duck Pond Agricultural--Drains/Mugu Drain/Oxnard Drain No 2	Toxicity
4--Los Angeles Region	Los Angeles Harbor -- Fish Harbor	Toxicity
4--Los Angeles Region	Los Angeles/Long Beach Outer Harbor (inside breakwater)	Toxicity
4--Los Angeles Region	Calleguas Creek Reach 6 (was--Arroyo Las Posas Reaches 1 and 2 on 1998 303d list)	Toxicity
4--Los Angeles Region	San Jose Creek Reach 1 (SG--Confluence to Temple St.)	Toxicity
4--Los Angeles Region	Calleguas Creek Reach 13--(Conejo Creek South Fork, was Conejo Cr Reach 4 and part of Reach 3 on 1998 303d list)	Toxicity
4--Los Angeles Region	Calleguas Creek Reach 1 (was--Mugu Lagoon on 1998 303(d)--list)	Toxicity
4--Los Angeles Region	Calleguas Creek Reach 9A (was--lower part of Conejo Creek--Reach 1 on 1998 303d list)	Toxicity
4--Los Angeles Region	Calleguas Creek Reach 10--(Conejo Creek (Hill Canyon)--was part of Conejo Crk Reaches 2 & 3, and lower Conejo Crk/Arroyo Conejo N Fk on 1998 303d list)	Toxicity
4--Los Angeles Region	Calleguas Creek Reach 9B (was--part of Conejo Creek Reaches 1 and 2 on 1998 303d list)	Toxicity
4--Los Angeles Region	Calleguas Creek Reach 2--(estuary to Potrero Rd--was--Calleguas Creek Reaches 1 and 2 on 1998 303d list)	Toxicity
4--Los Angeles Region	Ballona Creek	Toxicity
4--Los Angeles Region	Colorado Lagoon	Toxicity

First Revised Draft Staff Report: Establishment ~~Part [X]~~ of the Water Quality Control Plan for Inland Surface Waters, Enclosed Bays, and Estuaries of California; and ~~—~~ Toxicity Provisions.

Region	Water Body Name	Pollutan[†]
4 – Los Angeles Region	Los Angeles/Long Beach Inner Harbor	Toxicity
4 – Los Angeles Region	Santa Clara River Reach 3- (Freeman Diversion to A Street)	Toxicity
4 – Los Angeles Region	San Pedro Bay Near/Off Shore Zones	Toxicity
4 – Los Angeles Region	Calleguas Creek Reach 7 (was Arroyo Simi Reaches 1 and 2 on 1998 303d list)	Toxicity
4 – Los Angeles Region	Calleguas Creek Reach 11- (Arroyo Santa Rosa, was part of Conejo Creek Reach 3 on 1998 303d list)	Toxicity
4 – Los Angeles Region	Rio De Santa Clara/Oxnard Drain No. 3	Toxicity
4 – Los Angeles Region	Coyote Creek	Toxicity
4 – Los Angeles Region	Santa Clara River Estuary	Toxicity
4 – Los Angeles Region	Los Angeles River Estuary (Queensway Bay)	Toxicity
4 – Los Angeles Region	Ballona Creek Estuary	Toxicity
4 – Los Angeles Region	Malibu Creek	Toxicity
4 – Los Angeles Region	Dominguez Channel (lined portion above Vermont Ave)	Toxicity
4 – Los Angeles Region	Dominguez Channel Estuary (unlined portion below Vermont Ave)	Toxicity
4 – Los Angeles Region	Calleguas Creek Reach 5 (was Beardsley Channel on 1998 303d list)	Toxicity
4 – Los Angeles Region	Los Angeles Harbor – Consolidated Slip	Toxicity
4 – Los Angeles Region	Balboa Lake	Toxicity
4 – Los Angeles Region	Boulder Creek (Ventura County)	Toxicity
4 – Los Angeles Region	Bull Creek (Los Angeles County)	Toxicity
4 – Los Angeles Region	Piru Creek (from gaging station below Santa Felicia Dam to headwaters)	Toxicity
4 – Los Angeles Region	Ventura River Reach 3 (Weldon Canyon to Confl. w/ Coyote Cr)	Toxicity
4 – Los Angeles Region	Los Angeles River Reach 3- (Figueroa St. to Riverside Dr.)	Toxicity
4 – Los Angeles Region	Los Angeles River Reach 4- (Sepulveda Dr. to Sepulveda Dam)	Toxicity
4 – Los Angeles Region	Los Angeles River Reach 5- (within Sepulveda Basin)	Toxicity
4 – Los Angeles Region	Los Angeles River Reach 6- (Above Sepulveda Flood Control Basin)	Toxicity
4 – Los Angeles Region	Tape Canyon	Toxicity

First Revised Draft Staff Report: Establishment Part [X] of the Water Quality Control Plan for Inland Surface Waters, Enclosed Bays, and Estuaries of California; and ~~–~~ Toxicity Provisions.

Region	Water Body Name	Pollutan[†]
4 – Los Angeles Region	South San Jose Creek (Los Angeles County)	Toxicity
4 – Los Angeles Region	Wheeler Canyon/Todd Barranca	Toxicity
5 – Central Valley Region	Delta Waterways (Stockton Ship Channel)	Toxicity
5 – Central Valley Region	Delta Waterways (export area)	Toxicity
5 – Central Valley Region	Berenda Slough (Madera County)	Toxicity
5 – Central Valley Region	Cache Creek, Lower (Clear Lake Dam to Cache Creek Settling Basin near Yolo Bypass)	Toxicity
5 – Central Valley Region	Delta Waterways (central portion)	Toxicity
5 – Central Valley Region	Delta Waterways (southern portion)	Toxicity
5 – Central Valley Region	French Camp Slough (confluence of Littlejohns and Lone Tree Creeks to San Joaquin River, San Joaquin Co; partly in Delta Waterways, eastern portion)	Toxicity
5 – Central Valley Region	Delta Waterways (western portion)	Toxicity
5 – Central Valley Region	Simmerly Slough (Yuba County)	Toxicity
5 – Central Valley Region	Ulatis Creek (Solano County)	Toxicity
5 – Central Valley Region	Bates Slough (from Avenue 200 to Deep Creek, Tulare County)	Toxicity
5 – Central Valley Region	Willow Slough (Yolo County)	Toxicity
5 – Central Valley Region	Colusa Basin Drain	Toxicity
5 – Central Valley Region	Turner Slough (Merced County)	Toxicity
5 – Central Valley Region	Curry Creek (Placer and Sutter Counties)	Toxicity
5 – Central Valley Region	Strong Ranch Slough	Toxicity
5 – Central Valley Region	Delta Waterways (eastern portion)	Toxicity
5 – Central Valley Region	Chicken Ranch Slough	Toxicity
5 – Central Valley Region	Tuolumne River, Lower (Don Pedro Reservoir to San Joaquin River)	Toxicity
5 – Central Valley Region	Stony Creek	Toxicity
5 – Central Valley Region	Elder Creek	Toxicity
5 – Central Valley Region	Yankee Slough (Placer and Sutter Counties)	Toxicity
5 – Central Valley Region	Grayson Drain (at outfall)	Toxicity
5 – Central Valley Region	Coon Creek, Lower (from Pacific Avenue to Main Canal, Sutter County)	Toxicity
5 – Central Valley Region	Merced River, Lower (McSwain Reservoir to San Joaquin River)	Toxicity

Region	Water Body Name	Pollutan[†]
5 – Central Valley Region	Spring Creek (Colusa County)	Toxicity
5 – Central Valley Region	Morrison Creek	Toxicity
5 – Central Valley Region	Sand Creek (tributary to Marsh Creek, Contra Costa County; partly in Delta Waterways, western portion)	Toxicity
5 – Central Valley Region	Sucker Run (Butte County)	Toxicity
5 – Central Valley Region	Kaweah River, Lower (includes St Johns River)	Toxicity
5 – Central Valley Region	Orestimba Creek (above Kilburn Road)	Toxicity
5 – Central Valley Region	Kaseberg Creek (tributary to Pleasant Grove Creek, Placer County)	Toxicity
5 – Central Valley Region	American River, Lower (Nimbus Dam to confluence with Sacramento River)	Toxicity
5 – Central Valley Region	Kaweah River (below Terminus Dam, Tulare County)	Toxicity
5 – Central Valley Region	Deer Creek (Tulare County)	Toxicity
5 – Central Valley Region	Mill Creek (Tulare County)	Toxicity
5 – Central Valley Region	Salt Slough (upstream from confluence with San Joaquin River)	Toxicity
5 – Central Valley Region	Packwood Creek (Tulare County)	Toxicity
5 – Central Valley Region	Peso Slough	Toxicity
5 – Central Valley Region	Ramona Lake (Fresno County)	Toxicity
5 – Central Valley Region	Bear Creek (from Bear Valley to San Joaquin River, Mariposa and Merced Counties)	Toxicity
5 – Central Valley Region	Outside Creek (Tulare County)	Toxicity
5 – Central Valley Region	Oroville Wildlife Area Fishing Pond (Butte County)	Toxicity
5 – Central Valley Region	Mile Long Pond (Butte County)	Toxicity
5 – Central Valley Region	Mokelumne River, Lower (in Delta Waterways, eastern portion)	Toxicity
5 – Central Valley Region	Mud Creek (Butte County)	Toxicity
5 – Central Valley Region	Mud Slough, North (downstream of San Luis Drain)	Toxicity
5 – Central Valley Region	Pixley Slough (San Joaquin County; partly in Delta Waterways, eastern portion)	Toxicity
5 – Central Valley Region	Feather River, Middle Fork (Sierra Valley to Lake Oroville, Butte and Plumas Counties)	Toxicity
5 – Central Valley Region	Jack Slough	Toxicity

Region	Water Body Name	Pollutan[†]
5 – Central Valley Region	Ingram Creek (from confluence with San Joaquin River to confluence with Hospital Creek)	Toxicity
5 – Central Valley Region	Cross Creek (Kings and Tulare Counties)	Toxicity
5 – Central Valley Region	San Joaquin River (Bear Creek to Mud Slough)	Toxicity
5 – Central Valley Region	San Joaquin River (Stanislaus River to Delta Boundary)	Toxicity
5 – Central Valley Region	Fresno Slough (from Graham Road to James Bypass, Fresno County)	Toxicity
5 – Central Valley Region	Del Puerto Creek	Toxicity
5 – Central Valley Region	Duck Slough (Merced County)	Toxicity
5 – Central Valley Region	Berenda Creek (Madera County)	Toxicity
5 – Central Valley Region	Littlejohns Creek	Toxicity
5 – Central Valley Region	Pacific Heights Pond, Lower (Butte County)	Toxicity
5 – Central Valley Region	Burch Creek (Tehama County)	Toxicity
5 – Central Valley Region	Fall River, tributary to Feather River, Middle Fork (Butte and Plumas Counties)	Toxicity
5 – Central Valley Region	Lone Tree Creek	Toxicity
5 – Central Valley Region	Concow Creek (tributary to West Branch Feather River, Butte County)	Toxicity
5 – Central Valley Region	Dry Creek (tributary to Tuolumne River at Modesto, E Stanislaus County)	Toxicity
5 – Central Valley Region	Black Rascal Creek (Merced County)	Toxicity
5 – Central Valley Region	Feather River, North Fork (below Lake Almanor)	Toxicity
5 – Central Valley Region	Elk Bayou (Tulare County)	Toxicity
5 – Central Valley Region	Hospital Creek (San Joaquin and Stanislaus Counties)	Toxicity
5 – Central Valley Region	Feather River, West Branch (from Griffin Gulch to Lake Oroville)	Toxicity
5 – Central Valley Region	Hamilton Slough (from south of Thermalito Afterbay to south of Biggs, Butte County)	Toxicity
5 – Central Valley Region	Pleasant Grove Creek, South Branch	Toxicity
5 – Central Valley Region	Mud Slough, North (upstream of San Luis Drain)	Toxicity
5 – Central Valley Region	Ingalsbe Slough (tributary to Merced River, Merced County)	Toxicity

Region	Water Body Name	Pollutan[†]
5 – Central Valley Region	Feather River, South Fork (from Little Grass Valley Reservoir to Lake Oroville, Butte and Plumas Counties)	Toxicity
5 – Central Valley Region	China Slough (from Leininger Road to Sacramento River, Tehama County)	Toxicity
5 – Central Valley Region	Orestimba Creek (below Kilburn Road)	Toxicity
5 – Central Valley Region	San Joaquin River (Merced River to Tuolumne River)	Toxicity
5 – Central Valley Region	Pine Creek (Butte County)	Toxicity
5 – Central Valley Region	Sacramento Slough	Toxicity
5 – Central Valley Region	Delta Waterways (northern portion)	Toxicity
5 – Central Valley Region	Panoche Creek (Silver Creek to Belmont Avenue)	Toxicity
5 – Central Valley Region	Highline Canal (from Mustang Creek to Lateral No 8, Merced and Stanislaus Counties)	Toxicity
5 – Central Valley Region	Mustang Creek (Merced County)	Toxicity
5 – Central Valley Region	Lone Willow Slough (Madera County)	Toxicity
5 – Central Valley Region	Los Banos Creek (below Los Banos Reservoir, Merced County)	Toxicity
5 – Central Valley Region	San Joaquin River (Mud Slough to Merced River)	Toxicity
5 – Central Valley Region	North Canyon Creek (El Dorado County)	Toxicity
5 – Central Valley Region	Deadman Creek (Merced County)	Toxicity
5 – Central Valley Region	Sacramento River (Red Bluff to Knights Landing)	Toxicity
5 – Central Valley Region	San Joaquin River (Tuolumne River to Stanislaus River)	Toxicity
5 – Central Valley Region	Sacramento River (Keswick Dam to Cottonwood Creek)	Toxicity
5 – Central Valley Region	Sacramento River (Cottonwood Creek to Red Bluff)	Toxicity
5 – Central Valley Region	Little Panoche Creek	Toxicity
5 – Central Valley Region	Stanislaus River, Lower	Toxicity
5 – Central Valley Region	Feather River, Lower (Lake Oroville Dam to Confluence with Sacramento River)	Toxicity
5 – Central Valley Region	Dry Creek (Madera County)	Toxicity
5 – Central Valley Region	Duck Creek (San Joaquin County)	Toxicity

Region	Water Body Name	Pollutan[†]
5 – Central Valley Region	Gilsizer Slough (from Yuba City to downstream of Township Road, Sutter County)	Toxicity
5 – Central Valley Region	Kings River, Lower (Pine Flat Reservoir to Island Weir)	Toxicity
5 – Central Valley Region	Pleasant Grove Creek	Toxicity
5 – Central Valley Region	Calaveras River, Lower (from Bellota Weir to Stockton-Diverting Canal)	Toxicity
5 – Central Valley Region	Arcade Creek	Toxicity
5 – Central Valley Region	Sacramento River (Knights Landing to the Delta)	Toxicity
5 – Central Valley Region	Delta Waterways (northwestern portion)	Toxicity
5 – Central Valley Region	Mormon Slough (from Stockton-Diverting Canal to Bellota Weir--Calaveras River)	Toxicity
5 – Central Valley Region	Ingram Creek (from confluence with Hospital Creek to Hwy 33 crossing)	Toxicity
5 – Central Valley Region	San Joaquin River (Mendota Pool to Bear Creek)	Toxicity
5 – Central Valley Region	Butte Slough	Toxicity
5 – Central Valley Region	Cosumnes River, Lower (below Michigan Bar; partly in Delta Waterways, eastern portion)	Toxicity
5 – Central Valley Region	Kellogg Creek (Los Vaqueros Reservoir to Discovery Bay; partly in Delta Waterways, western portion)	Toxicity
5 – Central Valley Region	Marsh Creek (Marsh Creek Reservoir to San Joaquin River; partly in Delta Waterways, western portion)	Toxicity
5 – Central Valley Region	Laguna Creek (tributary to Cosumnes River, Sacramento County)	Toxicity
5 – Central Valley Region	Kaseberg Creek, unnamed-eastern tributary (from Green Grove Ln to Del Webb Blvd)	Toxicity
5 – Central Valley Region	Kaseberg Creek, unnamed-southeastern tributary (from Silverado Middle School to Timber Creek Golf Course, Placer County)	Toxicity
5 – Central Valley Region	Kaseberg Creek, unnamed-southern tributary (from Baseline Road to Timber Creek Golf Course, Placer County)	Toxicity

Region	Water Body Name	Pollutan[†]
5 – Central Valley Region	Pleasant Grove Creek, unnamed northern tributary (from Greywood Circle to confluence with Pleasant Grove Creek)	Toxicity
5 – Central Valley Region	Pleasant Grove Creek, South Branch, unnamed southeastern trib (from east of Sierra View Country Club to confl with Pleasant Grove Cr, South Branch)	Toxicity
5 – Central Valley Region	Pleasant Grove Creek, unnamed northern tributary (from Mt Tamalpais Dr to confluence with Pleasant Grove Creek)	Toxicity
5 – Central Valley Region	Ramona Lake	Toxicity
5 – Central Valley Region	Turner Slough (drains into San Joaquin River (Bear Creek to Mud Slough), Merced County)	Toxicity
5 – Central Valley Region	Tule River, Lower	Toxicity
5 – Central Valley Region	Snake River (Butte and Sutter Counties)	Toxicity
5 – Central Valley Region	Lassen Creek (Modoc County)	Toxicity
5 – Central Valley Region	Coon Hollow Creek (El Dorado County)	Toxicity
5 – Central Valley Region	James Bypass (Fresno County)	Toxicity
5 – Central Valley Region	Main Drain (Kern County)	Toxicity
5 – Central Valley Region	Miles Creek (Merced County)	Toxicity
5 – Central Valley Region	Mill Creek (Fresno County)	Toxicity
5 – Central Valley Region	Potato Slough, Little (San Joaquin County)	Toxicity
5 – Central Valley Region	Sweany Creek (Solano County)	Toxicity
5 – Central Valley Region	Walker Creek (Glenn County)	Toxicity
5 – Central Valley Region	Willow Slough Bypass (Yolo County)	Toxicity
5 – Central Valley Region	Salt Slough (Mud Slough to Sand Dam, Merced County)	Toxicity
6 – Lahontan Region	Susan River (Headwaters to Susanville)	Unknown Toxicity
6 – Lahontan Region	Susan River (Litchfield to Honey Lake)	Unknown Toxicity
6 – Lahontan Region	Susan River (Susanville to Litchfield)	Unknown Toxicity
7 – Colorado River Basin Region	New River (Imperial County)	Toxicity
7 – Colorado River Basin Region	Alamo River	Toxicity
7 – Colorado River Basin Region	Coachella Valley Storm Water Channel	Toxicity

Region	Water Body Name	Pollutan[†]
7—Colorado River Basin Region	Colorado River and Associated Lakes and Reservoirs- (California-Nevada border to Lake Havasu)	Toxicity
7—Colorado River Basin Region	Colorado River and Associated Lakes and Reservoirs (Lake Havasu Dam to Imperial Dam)	Toxicity
7—Colorado River Basin Region	Salton Sea	Toxicity
8—Santa Ana Region	San Diego Creek Reach 2	Toxicity
8—Santa Ana Region	Anaheim Bay	Toxicity
8—Santa Ana Region	Newport Bay, Upper (Ecological Reserve)	Toxicity
8—Santa Ana Region	Newport Bay, Lower (entire lower bay, including Rhine Channel, Turning Basin and South Lido Channel to east end of H-J Moorings)	Toxicity
8—Santa Ana Region	Rhine Channel	Toxicity
8—Santa Ana Region	Elsinore, Lake	Toxicity
8—Santa Ana Region	Huntington Harbour	Toxicity
8—Santa Ana Region	Bolsa Bay Marsh	Toxicity
8—Santa Ana Region	Bolsa Chica Ecological Reserve	Toxicity
8—Santa Ana Region	Bonita Creek	Toxicity
8—Santa Ana Region	Silverado Creek	Toxicity
8—Santa Ana Region	Santiago Creek Reach 4	Toxicity
8—Santa Ana Region	Talbert Channel (Orange County)	Toxicity
8—Santa Ana Region	Serrano Creek	Toxicity
8—Santa Ana Region	Peters Canyon Channel	Toxicity
8—Santa Ana Region	San Diego Creek Reach 1	Toxicity
9—San Diego Region	Agua Hedionda Creek	Toxicity
9—San Diego Region	Aliso Creek	Toxicity
9—San Diego Region	Arroyo Trabuco Creek	Toxicity
9—San Diego Region	Buena Vista Creek	Toxicity
9—San Diego Region	Cottonwood Creek (San Marcos Creek watershed)	Toxicity
9—San Diego Region	Dana Point Harbor	Toxicity
9—San Diego Region	English Canyon	Toxicity
9—San Diego Region	Escondido Creek	Toxicity
9—San Diego Region	Laguna Canyon Channel	Toxicity
9—San Diego Region	Loma Alta Creek	Toxicity
9—San Diego Region	Los Penasquitos Creek	Toxicity
9—San Diego Region	Rose Creek	Toxicity
9—San Diego Region	San Diego Bay Shoreline, near sub base	Toxicity
9—San Diego Region	San Dieguito River	Toxicity
9—San Diego Region	San Juan Creek	Toxicity

Region	Water Body Name	Pollutan[†]
9—San Diego Region	San Luis Rey River, Lower (west of Interstate 15)	Toxicity
9—San Diego Region	San Marcos Creek	Toxicity
9—San Diego Region	San Vicente Creek (San Diego County)	Toxicity
9—San Diego Region	Santa Margarita River (Upper)	Toxicity
9—San Diego Region	Segunda Deshecha Creek	Toxicity
9—San Diego Region	Sweetwater River, Lower (below Sweetwater Reservoir)	Toxicity
9—San Diego Region	Tecolote Creek	Toxicity
9—San Diego Region	Tijuana River	Toxicity
9—San Diego Region	Agua Hedionda Lagoon	Toxicity
9—San Diego Region	Aliso Creek (mouth)	Toxicity
9—San Diego Region	Batiquitos Lagoon	Toxicity
9—San Diego Region	Bell Canyon Creek	Toxicity
9—San Diego Region	Buena Vista Lagoon	Toxicity
9—San Diego Region	Carroll Canyon	Toxicity
9—San Diego Region	Encinitas Creek	Toxicity
9—San Diego Region	Jamul Creek	Toxicity
9—San Diego Region	Los Penasquitos Lagoon	Toxicity
9—San Diego Region	Moro Canyon Creek	Toxicity
9—San Diego Region	Murrieta Creek	Toxicity
9—San Diego Region	Oceanside Harbor	Toxicity
9—San Diego Region	Oso Creek (lower)	Toxicity
9—San Diego Region	Pacific Ocean Shoreline, Aliso HSA, at Aliso Creek mouth	Toxicity
9—San Diego Region	Pacific Ocean Shoreline, Dana Point HSA, at Niguel Marine Life Refuge	Toxicity
9—San Diego Region	Poggi Canyon Creek	Toxicity
9—San Diego Region	Poway Creek	Toxicity
9—San Diego Region	Salt Creek (Orange County)	Toxicity
9—San Diego Region	San Diego River (Lower)	Toxicity
9—San Diego Region	San Elijo Lagoon	Toxicity
9—San Diego Region	Santa Margarita River (Lower)	Toxicity
9—San Diego Region	Santa Ysabel Creek (above Sutherland Reservoir)	Toxicity
9—San Diego Region	Temecula Creek	Toxicity
9—San Diego Region	Tijuana River Estuary	Toxicity

Changes from the 10/19/2018 Draft Staff Report are reflected as blue-underline additions and ~~red-strikeout~~ deletions.

<u>Region</u>	<u>Water Body Name</u>	<u>Water Body Type</u>	<u>Size</u>	<u>Unit</u>
<u>2 - San Francisco Bay Region</u>	<u>Oakland Inner Harbor (Fruitvale Site, part of SF Bay, Lower)</u>	<u>Bay & Harbor</u>	<u>0.93</u>	<u>Acres</u>
<u>2 - San Francisco Bay Region</u>	<u>Islais Creek</u>	<u>Estuary</u>	<u>45.93</u>	<u>Acres</u>
<u>2 - San Francisco Bay Region</u>	<u>San Mateo Creek, Lower</u>	<u>River & Stream</u>	<u>5.84</u>	<u>Miles</u>
<u>2 - San Francisco Bay Region</u>	<u>Guadalupe Slough</u>	<u>River & Stream</u>	<u>6.72</u>	<u>Miles</u>
<u>2 - San Francisco Bay Region</u>	<u>Kirker Creek</u>	<u>River & Stream</u>	<u>8.03</u>	<u>Miles</u>
<u>2 - San Francisco Bay Region</u>	<u>Mt. Diablo Creek</u>	<u>River & Stream</u>	<u>13.96</u>	<u>Miles</u>
<u>2 - San Francisco Bay Region</u>	<u>Permanente Creek</u>	<u>River & Stream</u>	<u>14.01</u>	<u>Miles</u>
<u>2 - San Francisco Bay Region</u>	<u>Stevens Creek</u>	<u>River & Stream</u>	<u>20.86</u>	<u>Miles</u>
<u>2 - San Francisco Bay Region</u>	<u>Coyote Creek (Santa Clara Co.)</u>	<u>River & Stream</u>	<u>58.42</u>	<u>Miles</u>
<u>3 - Central Coast Region</u>	<u>Monterey Harbor</u>	<u>Bay & Harbor</u>	<u>75.99</u>	<u>Acres</u>
<u>3 - Central Coast Region</u>	<u>Moss Landing Harbor</u>	<u>Bay & Harbor</u>	<u>79.27</u>	<u>Acres</u>
<u>3 - Central Coast Region</u>	<u>Santa Maria River Estuary</u>	<u>Estuary</u>	<u>5.61</u>	<u>Acres</u>
<u>3 - Central Coast Region</u>	<u>Pajaro River Estuary</u>	<u>Estuary</u>	<u>24.00</u>	<u>Acres</u>
<u>3 - Central Coast Region</u>	<u>Moro Cojo Slough</u>	<u>Estuary</u>	<u>62.49</u>	<u>Acres</u>
<u>3 - Central Coast Region</u>	<u>Salinas River Lagoon (North)</u>	<u>Estuary</u>	<u>196.61</u>	<u>Acres</u>
<u>3 - Central Coast Region</u>	<u>Oso Flaco Lake</u>	<u>Lake & Reservoir</u>	<u>46.26</u>	<u>Acres</u>
<u>3 - Central Coast Region</u>	<u>Merrit Ditch</u>	<u>River & Stream</u>	<u>0.45</u>	<u>Miles</u>
<u>3 - Central Coast Region</u>	<u>Espinosa Slough</u>	<u>River & Stream</u>	<u>0.99</u>	<u>Miles</u>
<u>3 - Central Coast Region</u>	<u>Bell Creek (Santa Barbara Co)</u>	<u>River & Stream</u>	<u>1.03</u>	<u>Miles</u>
<u>3 - Central Coast Region</u>	<u>Blosser Channel</u>	<u>River & Stream</u>	<u>1.67</u>	<u>Miles</u>
<u>3 - Central Coast Region</u>	<u>Millers Canal</u>	<u>River & Stream</u>	<u>2.10</u>	<u>Miles</u>
<u>3 - Central Coast Region</u>	<u>Little Oso Flaco Creek</u>	<u>River & Stream</u>	<u>2.17</u>	<u>Miles</u>
<u>3 - Central Coast Region</u>	<u>Carpinteria Creek (below Gobernador Creek)</u>	<u>River & Stream</u>	<u>2.31</u>	<u>Miles</u>
<u>3 - Central Coast Region</u>	<u>McGowan Ditch</u>	<u>River & Stream</u>	<u>2.53</u>	<u>Miles</u>
<u>3 - Central Coast Region</u>	<u>Salsipuedes Creek (Santa Cruz County)</u>	<u>River & Stream</u>	<u>2.63</u>	<u>Miles</u>
<u>3 - Central Coast Region</u>	<u>Struve Slough</u>	<u>River & Stream</u>	<u>2.78</u>	<u>Miles</u>
<u>3 - Central Coast Region</u>	<u>Franklin Creek (Santa Barbara County)</u>	<u>River & Stream</u>	<u>2.90</u>	<u>Miles</u>
<u>3 - Central Coast Region</u>	<u>Bradley Channel</u>	<u>River & Stream</u>	<u>3.07</u>	<u>Miles</u>
<u>3 - Central Coast Region</u>	<u>Main Street Channel</u>	<u>River & Stream</u>	<u>3.34</u>	<u>Miles</u>
<u>3 - Central Coast Region</u>	<u>Tembladero Slough</u>	<u>River & Stream</u>	<u>3.40</u>	<u>Miles</u>
<u>3 - Central Coast Region</u>	<u>Old Salinas River</u>	<u>River & Stream</u>	<u>3.83</u>	<u>Miles</u>
<u>3 - Central Coast Region</u>	<u>Greene Valley Creek (Santa Barbara County)</u>	<u>River & Stream</u>	<u>3.91</u>	<u>Miles</u>
<u>3 - Central Coast Region</u>	<u>Quail Creek</u>	<u>River & Stream</u>	<u>4.16</u>	<u>Miles</u>
<u>3 - Central Coast Region</u>	<u>Unnamed tributary to Orcutt Creek</u>	<u>River & Stream</u>	<u>4.47</u>	<u>Miles</u>
<u>3 - Central Coast Region</u>	<u>Glen Annie Canyon Creek</u>	<u>River & Stream</u>	<u>4.81</u>	<u>Miles</u>
<u>3 - Central Coast Region</u>	<u>Oso Flaco Creek</u>	<u>River & Stream</u>	<u>5.15</u>	<u>Miles</u>
<u>3 - Central Coast Region</u>	<u>Arroyo Paredon</u>	<u>River & Stream</u>	<u>5.33</u>	<u>Miles</u>
<u>3 - Central Coast Region</u>	<u>Atascadero Creek (Santa Barbara County)</u>	<u>River & Stream</u>	<u>5.67</u>	<u>Miles</u>

First Revised Draft Staff Report: Establishment ~~Part [X]~~ of the Water Quality Control Plan for Inland Surface Waters, Enclosed Bays, and Estuaries of California; and ~~—~~ Toxicity Provisions.

Changes from the 10/19/2018 Draft Staff Report are reflected as blue-underline additions and ~~red-strikeout~~ deletions.

<u>Region</u>	<u>Water Body Name</u>	<u>Water Body Type</u>	<u>Size</u>	<u>Unit</u>
<u>3 - Central Coast Region</u>	<u>Canada Del Capitan</u>	<u>River & Stream</u>	<u>5.80</u>	<u>Miles</u>
<u>3 - Central Coast Region</u>	<u>Watsonville Slough</u>	<u>River & Stream</u>	<u>6.20</u>	<u>Miles</u>
<u>3 - Central Coast Region</u>	<u>Prefumo Creek</u>	<u>River & Stream</u>	<u>6.24</u>	<u>Miles</u>
<u>3 - Central Coast Region</u>	<u>Santa Ynez River (below city of Lompoc to Ocean)</u>	<u>River & Stream</u>	<u>6.71</u>	<u>Miles</u>
<u>3 - Central Coast Region</u>	<u>Natividad Creek</u>	<u>River & Stream</u>	<u>7.16</u>	<u>Miles</u>
<u>3 - Central Coast Region</u>	<u>San Juan Creek (San Benito Co)</u>	<u>River & Stream</u>	<u>7.30</u>	<u>Miles</u>
<u>3 - Central Coast Region</u>	<u>Tequisquita Slough</u>	<u>River & Stream</u>	<u>7.33</u>	<u>Miles</u>
<u>3 - Central Coast Region</u>	<u>Alamo Creek</u>	<u>River & Stream</u>	<u>7.80</u>	<u>Miles</u>
<u>3 - Central Coast Region</u>	<u>Mission Creek (Santa Barbara County)</u>	<u>River & Stream</u>	<u>8.70</u>	<u>Miles</u>
<u>3 - Central Coast Region</u>	<u>Blanco Drain</u>	<u>River & Stream</u>	<u>9.17</u>	<u>Miles</u>
<u>3 - Central Coast Region</u>	<u>Gabilan Creek</u>	<u>River & Stream</u>	<u>9.52</u>	<u>Miles</u>
<u>3 - Central Coast Region</u>	<u>Orcutt Creek</u>	<u>River & Stream</u>	<u>10.00</u>	<u>Miles</u>
<u>3 - Central Coast Region</u>	<u>San Miguelito Creek</u>	<u>River & Stream</u>	<u>10.11</u>	<u>Miles</u>
<u>3 - Central Coast Region</u>	<u>Rincon Creek</u>	<u>River & Stream</u>	<u>10.17</u>	<u>Miles</u>
<u>3 - Central Coast Region</u>	<u>Alisal Slough (Monterey County)</u>	<u>River & Stream</u>	<u>10.93</u>	<u>Miles</u>
<u>3 - Central Coast Region</u>	<u>Salinas Reclamation Canal</u>	<u>River & Stream</u>	<u>12.88</u>	<u>Miles</u>
<u>3 - Central Coast Region</u>	<u>Alisal Creek (Monterey County)</u>	<u>River & Stream</u>	<u>12.94</u>	<u>Miles</u>
<u>3 - Central Coast Region</u>	<u>Arroyo Grande Creek (below Lopez Lake)</u>	<u>River & Stream</u>	<u>13.20</u>	<u>Miles</u>
<u>3 - Central Coast Region</u>	<u>Chualar Creek</u>	<u>River & Stream</u>	<u>14.00</u>	<u>Miles</u>
<u>3 - Central Coast Region</u>	<u>Chorro Creek</u>	<u>River & Stream</u>	<u>14.27</u>	<u>Miles</u>
<u>3 - Central Coast Region</u>	<u>Bradley Canyon Creek</u>	<u>River & Stream</u>	<u>16.54</u>	<u>Miles</u>
<u>3 - Central Coast Region</u>	<u>Santa Ynez River (above Lake Cachuma)</u>	<u>River & Stream</u>	<u>22.14</u>	<u>Miles</u>
<u>3 - Central Coast Region</u>	<u>Santa Maria River</u>	<u>River & Stream</u>	<u>24.58</u>	<u>Miles</u>
<u>3 - Central Coast Region</u>	<u>Estrella River</u>	<u>River & Stream</u>	<u>28.50</u>	<u>Miles</u>
<u>3 - Central Coast Region</u>	<u>Pajaro River</u>	<u>River & Stream</u>	<u>31.93</u>	<u>Miles</u>
<u>3 - Central Coast Region</u>	<u>Salinas River (lower, estuary to near Gonzales Rd crossing, watersheds 30910 and 30920)</u>	<u>River & Stream</u>	<u>35.90</u>	<u>Miles</u>
<u>3 - Central Coast Region</u>	<u>Santa Ynez River (Cachuma Lake to below city of Lompoc)</u>	<u>River & Stream</u>	<u>40.72</u>	<u>Miles</u>
<u>3 - Central Coast Region</u>	<u>Salinas River (middle, near Gonzales Rd crossing to confluence with Nacimiento River)</u>	<u>River & Stream</u>	<u>73.43</u>	<u>Miles</u>
<u>4 - Los Angeles Region</u>	<u>Los Angeles Harbor - Consolidated Slip</u>	<u>Bay & Harbor</u>	<u>36.00</u>	<u>Acres</u>
<u>4 - Los Angeles Region</u>	<u>Los Angeles Harbor - Fish Harbor</u>	<u>Bay & Harbor</u>	<u>91.00</u>	<u>Acres</u>
<u>4 - Los Angeles Region</u>	<u>Marina del Rey Harbor - Back Basins</u>	<u>Bay & Harbor</u>	<u>390.91</u>	<u>Acres</u>
<u>4 - Los Angeles Region</u>	<u>Los Angeles/Long Beach Inner Harbor</u>	<u>Bay & Harbor</u>	<u>3003.00</u>	<u>Acres</u>
<u>4 - Los Angeles Region</u>	<u>Los Angeles/Long Beach Outer</u>	<u>Bay & Harbor</u>	<u>4042.00</u>	<u>Acres</u>

First Revised Draft Staff Report: Establishment ~~Part [X]~~ of the Water Quality Control Plan for Inland Surface Waters, Enclosed Bays, and Estuaries of California; and ~~—~~ Toxicity Provisions.

<u>Region</u>	<u>Water Body Name</u>	<u>Water Body Type</u>	<u>Size</u>	<u>Unit</u>
	Harbor (inside breakwater)			
<u>4 - Los Angeles Region</u>	<u>San Pedro Bay Near/Off Shore Zones</u>	<u>Bay & Harbor</u>	<u>8173.00</u>	<u>Acres</u>
<u>4 - Los Angeles Region</u>	<u>Santa Clara River Estuary</u>	<u>Estuary</u>	<u>49.06</u>	<u>Acres</u>
<u>4 - Los Angeles Region</u>	<u>Dominguez Channel Estuary (unlined portion below Vermont Ave)</u>	<u>Estuary</u>	<u>140.00</u>	<u>Acres</u>
<u>4 - Los Angeles Region</u>	<u>Los Angeles River Estuary (Queensway Bay)</u>	<u>Estuary</u>	<u>207.00</u>	<u>Acres</u>
<u>4 - Los Angeles Region</u>	<u>Calleguas Creek Reach 1</u>	<u>Estuary</u>	<u>343.79</u>	<u>Acres</u>
<u>4 - Los Angeles Region</u>	<u>McGrath Lake</u>	<u>Lake & Reservoir</u>	<u>20.14</u>	<u>Acres</u>
<u>4 - Los Angeles Region</u>	<u>Balboa Lake</u>	<u>Lake & Reservoir</u>	<u>27.00</u>	<u>Acres</u>
<u>4 - Los Angeles Region</u>	<u>Calleguas Creek Reach 9A</u>	<u>River & Stream</u>	<u>1.68</u>	<u>Miles</u>
<u>4 - Los Angeles Region</u>	<u>Los Angeles River Reach 5 (within Sepulveda Basin)</u>	<u>River & Stream</u>	<u>1.90</u>	<u>Miles</u>
<u>4 - Los Angeles Region</u>	<u>Rio De Santa Clara/Oxnard Drain No. 3</u>	<u>River & Stream</u>	<u>1.92</u>	<u>Miles</u>
<u>4 - Los Angeles Region</u>	<u>Ballona Creek Estuary</u>	<u>River & Stream</u>	<u>2.31</u>	<u>Miles</u>
<u>4 - Los Angeles Region</u>	<u>Ventura River Reach 3 (Weldon Canyon to Confl. w/ Coyote Cr)</u>	<u>River & Stream</u>	<u>2.82</u>	<u>Miles</u>
<u>4 - Los Angeles Region</u>	<u>Calleguas Creek Reach 10 (Conejo Creek (Hill Canyon)</u>	<u>River & Stream</u>	<u>2.96</u>	<u>Miles</u>
<u>4 - Los Angeles Region</u>	<u>South San Jose Creek (Los Angeles County)</u>	<u>River & Stream</u>	<u>3.30</u>	<u>Miles</u>
<u>4 - Los Angeles Region</u>	<u>Santa Clara River Reach 6 (W Pier Hwy 99 to Bouquet Cyn Rd)</u>	<u>River & Stream</u>	<u>3.57</u>	<u>Miles</u>
<u>4 - Los Angeles Region</u>	<u>Tapo Canyon</u>	<u>River & Stream</u>	<u>4.10</u>	<u>Miles</u>
<u>4 - Los Angeles Region</u>	<u>Calleguas Creek Reach 2 (estuary to Potrero Rd-)</u>	<u>River & Stream</u>	<u>4.31</u>	<u>Miles</u>
<u>4 - Los Angeles Region</u>	<u>Calleguas Creek Reach 5</u>	<u>River & Stream</u>	<u>4.34</u>	<u>Miles</u>
<u>4 - Los Angeles Region</u>	<u>Rio Hondo Reach 1 (Confl. LA River to Snt Ana Fwy)</u>	<u>River & Stream</u>	<u>4.55</u>	<u>Miles</u>
<u>4 - Los Angeles Region</u>	<u>Santa Clara River Reach 1 (Estuary to Hwy 101 Bridge)</u>	<u>River & Stream</u>	<u>6.06</u>	<u>Miles</u>
<u>4 - Los Angeles Region</u>	<u>Calleguas Creek Reach 9B</u>	<u>River & Stream</u>	<u>6.20</u>	<u>Miles</u>
<u>4 - Los Angeles Region</u>	<u>Ballona Creek</u>	<u>River & Stream</u>	<u>6.47</u>	<u>Miles</u>
<u>4 - Los Angeles Region</u>	<u>Boulder Creek (Ventura County)</u>	<u>River & Stream</u>	<u>6.50</u>	<u>Miles</u>
<u>4 - Los Angeles Region</u>	<u>Bull Creek (Los Angeles County)</u>	<u>River & Stream</u>	<u>6.50</u>	<u>Miles</u>
<u>4 - Los Angeles Region</u>	<u>Dominguez Channel (lined portion above Vermont Ave)</u>	<u>River & Stream</u>	<u>6.70</u>	<u>Miles</u>
<u>4 - Los Angeles Region</u>	<u>Los Angeles River Reach 6 (Above Sepulveda Flood Control Basin)</u>	<u>River & Stream</u>	<u>6.99</u>	<u>Miles</u>
<u>4 - Los Angeles Region</u>	<u>Calleguas Creek Reach 4</u>	<u>River & Stream</u>	<u>7.19</u>	<u>Miles</u>
<u>4 - Los Angeles Region</u>	<u>Los Angeles River Reach 3 (Figueroa St. to Riverside Dr.)</u>	<u>River & Stream</u>	<u>7.94</u>	<u>Miles</u>

<u>Region</u>	<u>Water Body Name</u>	<u>Water Body Type</u>	<u>Size</u>	<u>Unit</u>
<u>4 - Los Angeles Region</u>	<u>Calleguas Creek Reach 11 (Arroyo Santa Rosa)</u>	<u>River & Stream</u>	<u>8.69</u>	<u>Miles</u>
<u>4 - Los Angeles Region</u>	<u>Wheeler Canyon/Todd Barranca</u>	<u>River & Stream</u>	<u>10.09</u>	<u>Miles</u>
<u>4 - Los Angeles Region</u>	<u>Malibu Creek</u>	<u>River & Stream</u>	<u>10.85</u>	<u>Miles</u>
<u>4 - Los Angeles Region</u>	<u>Los Angeles River Reach 4 (Sepulveda Dr. to Sepulveda Dam)</u>	<u>River & Stream</u>	<u>11.06</u>	<u>Miles</u>
<u>4 - Los Angeles Region</u>	<u>Duck Pond Agricultural Drains/Mugu Drain/Oxnard Drain No 2</u>	<u>River & Stream</u>	<u>11.86</u>	<u>Miles</u>
<u>4 - Los Angeles Region</u>	<u>Coyote Creek</u>	<u>River & Stream</u>	<u>13.31</u>	<u>Miles</u>
<u>4 - Los Angeles Region</u>	<u>Calleguas Creek Reach 7 (was Arroyo Simi Reaches 1 and 2 on 1998 303d list)</u>	<u>River & Stream</u>	<u>13.91</u>	<u>Miles</u>
<u>4 - Los Angeles Region</u>	<u>Calleguas Creek Reach 6 (was Arroyo Las Posas Reaches 1 and 2 on 1998 303d list)</u>	<u>River & Stream</u>	<u>15.30</u>	<u>Miles</u>
<u>4 - Los Angeles Region</u>	<u>Calleguas Creek Reach 13 (Conejo Creek South Fork, was Conejo Cr Reach 4 and part of Reach 3 on 1998 303d list)</u>	<u>River & Stream</u>	<u>17.15</u>	<u>Miles</u>
<u>4 - Los Angeles Region</u>	<u>San Jose Creek Reach 1 (SG Confluence to Temple St.)</u>	<u>River & Stream</u>	<u>28.91</u>	<u>Miles</u>
<u>4 - Los Angeles Region</u>	<u>Santa Clara River Reach 3 (Freeman Diversion to A Street)</u>	<u>River & Stream</u>	<u>31.00</u>	<u>Miles</u>
<u>4 - Los Angeles Region</u>	<u>Piru Creek (from gaging station below Santa Felicia Dam to headwaters)</u>	<u>River & Stream</u>	<u>67.00</u>	<u>Miles</u>
<u>4 - Los Angeles Region</u>	<u>Colorado Lagoon</u>	<u>Wetland, Tidal</u>	<u>13.23</u>	<u>Acres</u>
<u>5 - Central Valley Region</u>	<u>Delta Waterways (export area)</u>	<u>Estuary</u>	<u>583.00</u>	<u>Acres</u>
<u>5 - Central Valley Region</u>	<u>Delta Waterways (Stockton Ship Channel)</u>	<u>Estuary</u>	<u>1603.00</u>	<u>Acres</u>
<u>5 - Central Valley Region</u>	<u>Delta Waterways (northwestern portion)</u>	<u>Estuary</u>	<u>2587.00</u>	<u>Acres</u>
<u>5 - Central Valley Region</u>	<u>Delta Waterways (eastern portion)</u>	<u>Estuary</u>	<u>2972.00</u>	<u>Acres</u>
<u>5 - Central Valley Region</u>	<u>Delta Waterways (southern portion)</u>	<u>Estuary</u>	<u>3125.00</u>	<u>Acres</u>
<u>5 - Central Valley Region</u>	<u>Delta Waterways (northern portion)</u>	<u>Estuary</u>	<u>6795.00</u>	<u>Acres</u>
<u>5 - Central Valley Region</u>	<u>Delta Waterways (central portion)</u>	<u>Estuary</u>	<u>11425.00</u>	<u>Acres</u>
<u>5 - Central Valley Region</u>	<u>Delta Waterways (western portion)</u>	<u>Estuary</u>	<u>14524.00</u>	<u>Acres</u>
<u>5 - Central Valley Region</u>	<u>Oroville Wildlife Area Fishing Pond (Butte County)</u>	<u>Lake & Reservoir</u>	<u>2.30</u>	<u>Acres</u>
<u>5 - Central Valley Region</u>	<u>Pacific Heights Pond, Lower (Butte County)</u>	<u>Lake & Reservoir</u>	<u>10.00</u>	<u>Acres</u>

<u>Region</u>	<u>Water Body Name</u>	<u>Water Body Type</u>	<u>Size</u>	<u>Unit</u>
<u>5 - Central Valley Region</u>	<u>Ramona Lake</u>	<u>Lake & Reservoir</u>	<u>17.00</u>	<u>Acres</u>
<u>5 - Central Valley Region</u>	<u>Ramona Lake (Fresno County)</u>	<u>Lake & Reservoir</u>	<u>28.00</u>	<u>Acres</u>
<u>5 - Central Valley Region</u>	<u>Mile Long Pond (Butte County)</u>	<u>Lake & Reservoir</u>	<u>84.00</u>	<u>Acres</u>
<u>5 - Central Valley Region</u>	<u>Grayson Drain (at outfall)</u>	<u>River & Stream</u>	<u>0.03</u>	<u>Miles</u>
<u>5 - Central Valley Region</u>	<u>Pleasant Grove Creek, unnamed northern tributary (from Mt Tamalpais Dr to confluence with Pleasant Grove Creek)</u>	<u>River & Stream</u>	<u>0.77</u>	<u>Miles</u>
<u>5 - Central Valley Region</u>	<u>Kaseberg Creek, unnamed southern tributary (from Baseline Road to Timber Creek Golf Course, Placer County)</u>	<u>River & Stream</u>	<u>1.10</u>	<u>Miles</u>
<u>5 - Central Valley Region</u>	<u>Pleasant Grove Creek, unnamed northern tributary (from Greywood Circle to confluence with Pleasant Grove Creek)</u>	<u>River & Stream</u>	<u>1.10</u>	<u>Miles</u>
<u>5 - Central Valley Region</u>	<u>Turner Slough (drains into San Joaquin River (Bear Creek to Mud Slough), Merced County)</u>	<u>River & Stream</u>	<u>1.20</u>	<u>Miles</u>
<u>5 - Central Valley Region</u>	<u>Kaseberg Creek, unnamed eastern tributary (from Green Grove Ln to Del Webb Blvd)</u>	<u>River & Stream</u>	<u>1.30</u>	<u>Miles</u>
<u>5 - Central Valley Region</u>	<u>Sacramento Slough</u>	<u>River & Stream</u>	<u>1.66</u>	<u>Miles</u>
<u>5 - Central Valley Region</u>	<u>Coon Hollow Creek (El Dorado County)</u>	<u>River & Stream</u>	<u>1.70</u>	<u>Miles</u>
<u>5 - Central Valley Region</u>	<u>Potato Slough, Little (San Joaquin County)</u>	<u>River & Stream</u>	<u>2.00</u>	<u>Miles</u>
<u>5 - Central Valley Region</u>	<u>Ingram Creek (from confluence with San Joaquin River to confluence with Hospital Creek)</u>	<u>River & Stream</u>	<u>2.10</u>	<u>Miles</u>
<u>5 - Central Valley Region</u>	<u>Pleasant Grove Creek, South Branch, unnamed southeastern trib (from east of Sierra View Country Club to confl with Pleasant Grove Cr, South Branch)</u>	<u>River & Stream</u>	<u>2.30</u>	<u>Miles</u>
<u>5 - Central Valley Region</u>	<u>Kaseberg Creek, unnamed southeastern tributary (from Silverado Middle School to Timber Creek Golf Course, Placer County)</u>	<u>River & Stream</u>	<u>2.50</u>	<u>Miles</u>
<u>5 - Central Valley Region</u>	<u>Orestimba Creek (below Kilburn Road)</u>	<u>River & Stream</u>	<u>2.68</u>	<u>Miles</u>
<u>5 - Central Valley Region</u>	<u>Ingram Creek (from confluence with Hospital Creek to Hwy 33 crossing)</u>	<u>River & Stream</u>	<u>2.80</u>	<u>Miles</u>

<u>Region</u>	<u>Water Body Name</u>	<u>Water Body Type</u>	<u>Size</u>	<u>Unit</u>
<u>5 - Central Valley Region</u>	<u>San Joaquin River (Mud Slough to Merced River)</u>	<u>River & Stream</u>	<u>3.00</u>	<u>Miles</u>
<u>5 - Central Valley Region</u>	<u>San Joaquin River (Stanislaus River to Delta Boundary)</u>	<u>River & Stream</u>	<u>3.00</u>	<u>Miles</u>
<u>5 - Central Valley Region</u>	<u>North Canyon Creek (El Dorado County)</u>	<u>River & Stream</u>	<u>3.10</u>	<u>Miles</u>
<u>5 - Central Valley Region</u>	<u>Turner Slough (Merced County)</u>	<u>River & Stream</u>	<u>3.10</u>	<u>Miles</u>
<u>5 - Central Valley Region</u>	<u>Mustang Creek (Merced County)</u>	<u>River & Stream</u>	<u>4.20</u>	<u>Miles</u>
<u>5 - Central Valley Region</u>	<u>Salt Slough (Mud Slough to Sand Dam, Merced County)</u>	<u>River & Stream</u>	<u>4.50</u>	<u>Miles</u>
<u>5 - Central Valley Region</u>	<u>China Slough (from Leininger Road to Sacramento River, Tehama County)</u>	<u>River & Stream</u>	<u>5.20</u>	<u>Miles</u>
<u>5 - Central Valley Region</u>	<u>Simmerly Slough (Yuba County)</u>	<u>River & Stream</u>	<u>5.50</u>	<u>Miles</u>
<u>5 - Central Valley Region</u>	<u>Coon Creek, Lower (from Pacific Avenue to Main Canal, Sutter County)</u>	<u>River & Stream</u>	<u>5.80</u>	<u>Miles</u>
<u>5 - Central Valley Region</u>	<u>Sweany Creek (Solano County)</u>	<u>River & Stream</u>	<u>5.90</u>	<u>Miles</u>
<u>5 - Central Valley Region</u>	<u>Willow Slough Bypass (Yolo County)</u>	<u>River & Stream</u>	<u>6.20</u>	<u>Miles</u>
<u>5 - Central Valley Region</u>	<u>French Camp Slough (confluence of Littlejohns and Lone Tree Creeks to San Joaquin River, San Joaquin Co; partly in Delta Waterways, eastern portion)</u>	<u>River & Stream</u>	<u>6.32</u>	<u>Miles</u>
<u>5 - Central Valley Region</u>	<u>Kaseberg Creek (tributary to Pleasant Grove Creek, Placer County)</u>	<u>River & Stream</u>	<u>6.40</u>	<u>Miles</u>
<u>5 - Central Valley Region</u>	<u>Strong Ranch Slough</u>	<u>River & Stream</u>	<u>6.43</u>	<u>Miles</u>
<u>5 - Central Valley Region</u>	<u>Del Puerto Creek</u>	<u>River & Stream</u>	<u>6.47</u>	<u>Miles</u>
<u>5 - Central Valley Region</u>	<u>Pleasant Grove Creek, South Branch</u>	<u>River & Stream</u>	<u>7.30</u>	<u>Miles</u>
<u>5 - Central Valley Region</u>	<u>Bates Slough (from Avenue 200 to Deep Creek, Tulare County)</u>	<u>River & Stream</u>	<u>7.50</u>	<u>Miles</u>
<u>5 - Central Valley Region</u>	<u>Hamilton Slough (from south of Thermalito Afterbay to south of Biggs, Butte County)</u>	<u>River & Stream</u>	<u>7.90</u>	<u>Miles</u>
<u>5 - Central Valley Region</u>	<u>Chicken Ranch Slough</u>	<u>River & Stream</u>	<u>8.03</u>	<u>Miles</u>
<u>5 - Central Valley Region</u>	<u>San Joaquin River (Tuolumne River to Stanislaus River)</u>	<u>River & Stream</u>	<u>8.40</u>	<u>Miles</u>
<u>5 - Central Valley Region</u>	<u>Butte Slough</u>	<u>River & Stream</u>	<u>8.88</u>	<u>Miles</u>
<u>5 - Central Valley Region</u>	<u>Orestimba Creek (above Kilburn Road)</u>	<u>River & Stream</u>	<u>9.13</u>	<u>Miles</u>
<u>5 - Central Valley Region</u>	<u>Kaweah River (below Terminus Dam, Tulare County)</u>	<u>River & Stream</u>	<u>9.40</u>	<u>Miles</u>

Changes from the 10/19/2018 Draft Staff Report are reflected as blue-underline additions and ~~red-strikeout~~ deletions.

<u>Region</u>	<u>Water Body Name</u>	<u>Water Body Type</u>	<u>Size</u>	<u>Unit</u>
<u>5 - Central Valley Region</u>	<u>Black Rascal Creek (Merced County)</u>	<u>River & Stream</u>	<u>9.60</u>	<u>Miles</u>
<u>5 - Central Valley Region</u>	<u>Ingalsbe Slough (tributary to Merced River, Merced County)</u>	<u>River & Stream</u>	<u>9.60</u>	<u>Miles</u>
<u>5 - Central Valley Region</u>	<u>Concow Creek (tributary to West Branch Feather River, Butte County)</u>	<u>River & Stream</u>	<u>9.70</u>	<u>Miles</u>
<u>5 - Central Valley Region</u>	<u>Salt Slough (upstream from confluence with San Joaquin River)</u>	<u>River & Stream</u>	<u>9.87</u>	<u>Miles</u>
<u>5 - Central Valley Region</u>	<u>Arcade Creek</u>	<u>River & Stream</u>	<u>9.90</u>	<u>Miles</u>
<u>5 - Central Valley Region</u>	<u>Sand Creek (tributary to Marsh Creek, Contra Costa County; partly in Delta Waterways, western portion)</u>	<u>River & Stream</u>	<u>10.00</u>	<u>Miles</u>
<u>5 - Central Valley Region</u>	<u>Willow Slough (Yolo County)</u>	<u>River & Stream</u>	<u>10.00</u>	<u>Miles</u>
<u>5 - Central Valley Region</u>	<u>Marsh Creek (Marsh Creek Reservoir to San Joaquin River; partly in Delta Waterways, western portion)</u>	<u>River & Stream</u>	<u>10.34</u>	<u>Miles</u>
<u>5 - Central Valley Region</u>	<u>Deadman Creek (Merced County)</u>	<u>River & Stream</u>	<u>11.00</u>	<u>Miles</u>
<u>5 - Central Valley Region</u>	<u>Elk Bayou (Tulare County)</u>	<u>River & Stream</u>	<u>11.00</u>	<u>Miles</u>
<u>5 - Central Valley Region</u>	<u>Gilsizer Slough (from Yuba City to downstream of Township Road, Sutter County)</u>	<u>River & Stream</u>	<u>11.00</u>	<u>Miles</u>
<u>5 - Central Valley Region</u>	<u>Mormon Slough (from Stockton Diverting Canal to Bellota Weir-- Calaveras River)</u>	<u>River & Stream</u>	<u>11.00</u>	<u>Miles</u>
<u>5 - Central Valley Region</u>	<u>Pine Creek (Butte County)</u>	<u>River & Stream</u>	<u>11.00</u>	<u>Miles</u>
<u>5 - Central Valley Region</u>	<u>Sucker Run (Butte County)</u>	<u>River & Stream</u>	<u>11.00</u>	<u>Miles</u>
<u>5 - Central Valley Region</u>	<u>Elder Creek</u>	<u>River & Stream</u>	<u>11.07</u>	<u>Miles</u>
<u>5 - Central Valley Region</u>	<u>Curry Creek (Placer and Sutter Counties)</u>	<u>River & Stream</u>	<u>12.00</u>	<u>Miles</u>
<u>5 - Central Valley Region</u>	<u>Miles Creek (Merced County)</u>	<u>River & Stream</u>	<u>13.00</u>	<u>Miles</u>
<u>5 - Central Valley Region</u>	<u>Mud Slough, North (downstream of San Luis Drain)</u>	<u>River & Stream</u>	<u>13.00</u>	<u>Miles</u>
<u>5 - Central Valley Region</u>	<u>Pixley Slough (San Joaquin County; partly in Delta Waterways, eastern portion)</u>	<u>River & Stream</u>	<u>13.00</u>	<u>Miles</u>
<u>5 - Central Valley Region</u>	<u>Spring Creek (Colusa County)</u>	<u>River & Stream</u>	<u>13.00</u>	<u>Miles</u>
<u>5 - Central Valley Region</u>	<u>Yankee Slough (Placer and Sutter Counties)</u>	<u>River & Stream</u>	<u>13.00</u>	<u>Miles</u>
<u>5 - Central Valley Region</u>	<u>Jack Slough</u>	<u>River & Stream</u>	<u>13.79</u>	<u>Miles</u>
<u>5 - Central Valley Region</u>	<u>James Bypass (Fresno County)</u>	<u>River & Stream</u>	<u>14.00</u>	<u>Miles</u>

<u>Region</u>	<u>Water Body Name</u>	<u>Water Body Type</u>	<u>Size</u>	<u>Unit</u>
<u>5 - Central Valley Region</u>	<u>Kellogg Creek (Los Vaqueros Reservoir to Discovery Bay; partly in Delta Waterways, western portion)</u>	<u>River & Stream</u>	<u>14.00</u>	<u>Miles</u>
<u>5 - Central Valley Region</u>	<u>Poso Slough</u>	<u>River & Stream</u>	<u>14.00</u>	<u>Miles</u>
<u>5 - Central Valley Region</u>	<u>San Joaquin River (Bear Creek to Mud Slough)</u>	<u>River & Stream</u>	<u>14.00</u>	<u>Miles</u>
<u>5 - Central Valley Region</u>	<u>Highline Canal (from Mustang Creek to Lateral No 8, Merced and Stanislaus Counties)</u>	<u>River & Stream</u>	<u>14.47</u>	<u>Miles</u>
<u>5 - Central Valley Region</u>	<u>Lone Tree Creek</u>	<u>River & Stream</u>	<u>14.84</u>	<u>Miles</u>
<u>5 - Central Valley Region</u>	<u>Fresno Slough (from Graham Road to James Bypass, Fresno County)</u>	<u>River & Stream</u>	<u>15.00</u>	<u>Miles</u>
<u>5 - Central Valley Region</u>	<u>Lassen Creek (Modoc County)</u>	<u>River & Stream</u>	<u>15.00</u>	<u>Miles</u>
<u>5 - Central Valley Region</u>	<u>Mud Creek (Butte County)</u>	<u>River & Stream</u>	<u>15.00</u>	<u>Miles</u>
<u>5 - Central Valley Region</u>	<u>Outside Creek (Tulare County)</u>	<u>River & Stream</u>	<u>15.00</u>	<u>Miles</u>
<u>5 - Central Valley Region</u>	<u>Sacramento River (Keswick Dam to Cottonwood Creek)</u>	<u>River & Stream</u>	<u>15.06</u>	<u>Miles</u>
<u>5 - Central Valley Region</u>	<u>Sacramento River (Cottonwood Creek to Red Bluff)</u>	<u>River & Stream</u>	<u>15.62</u>	<u>Miles</u>
<u>5 - Central Valley Region</u>	<u>Sacramento River (Knights Landing to the Delta)</u>	<u>River & Stream</u>	<u>16.27</u>	<u>Miles</u>
<u>5 - Central Valley Region</u>	<u>Ulatis Creek (Solano County)</u>	<u>River & Stream</u>	<u>17.00</u>	<u>Miles</u>
<u>5 - Central Valley Region</u>	<u>Little Panoche Creek</u>	<u>River & Stream</u>	<u>17.63</u>	<u>Miles</u>
<u>5 - Central Valley Region</u>	<u>Panoche Creek (Silver Creek to Belmont Avenue)</u>	<u>River & Stream</u>	<u>17.64</u>	<u>Miles</u>
<u>5 - Central Valley Region</u>	<u>Walker Creek (Glenn County)</u>	<u>River & Stream</u>	<u>18.00</u>	<u>Miles</u>
<u>5 - Central Valley Region</u>	<u>Lone Willow Slough (Madera County)</u>	<u>River & Stream</u>	<u>19.00</u>	<u>Miles</u>
<u>5 - Central Valley Region</u>	<u>Packwood Creek (Tulare County)</u>	<u>River & Stream</u>	<u>19.00</u>	<u>Miles</u>
<u>5 - Central Valley Region</u>	<u>Hospital Creek (San Joaquin and Stanislaus Counties)</u>	<u>River & Stream</u>	<u>20.00</u>	<u>Miles</u>
<u>5 - Central Valley Region</u>	<u>Pleasant Grove Creek</u>	<u>River & Stream</u>	<u>20.00</u>	<u>Miles</u>
<u>5 - Central Valley Region</u>	<u>Berenda Creek (Madera County)</u>	<u>River & Stream</u>	<u>21.00</u>	<u>Miles</u>
<u>5 - Central Valley Region</u>	<u>Calaveras River, Lower (from Bellota Weir to Stockton Diverting Canal)</u>	<u>River & Stream</u>	<u>21.00</u>	<u>Miles</u>
<u>5 - Central Valley Region</u>	<u>Fall River, tributary to Feather River, Middle Fork (Butte and Plumas Counties)</u>	<u>River & Stream</u>	<u>22.00</u>	<u>Miles</u>
<u>5 - Central Valley Region</u>	<u>Mud Slough, North (upstream of San Luis Drain)</u>	<u>River & Stream</u>	<u>22.00</u>	<u>Miles</u>
<u>5 - Central Valley Region</u>	<u>Berenda Slough (Madera County)</u>	<u>River & Stream</u>	<u>23.00</u>	<u>Miles</u>
<u>5 - Central Valley Region</u>	<u>Burch Creek (Tehama County)</u>	<u>River & Stream</u>	<u>24.00</u>	<u>Miles</u>

First Revised Draft Staff Report: Establishment ~~Part [X]~~ of the Water Quality Control Plan for Inland Surface Waters, Enclosed Bays, and Estuaries of California; and ~~—~~ Toxicity Provisions.

<u>Region</u>	<u>Water Body Name</u>	<u>Water Body Type</u>	<u>Size</u>	<u>Unit</u>
<u>5 - Central Valley Region</u>	<u>Dry Creek (Madera County)</u>	<u>River & Stream</u>	<u>24.00</u>	<u>Miles</u>
<u>5 - Central Valley Region</u>	<u>Laguna Creek (tributary to Cosumnes River, Sacramento County)</u>	<u>River & Stream</u>	<u>24.00</u>	<u>Miles</u>
<u>5 - Central Valley Region</u>	<u>Morrison Creek</u>	<u>River & Stream</u>	<u>26.00</u>	<u>Miles</u>
<u>5 - Central Valley Region</u>	<u>Snake River (Butte and Sutter Counties)</u>	<u>River & Stream</u>	<u>26.00</u>	<u>Miles</u>
<u>5 - Central Valley Region</u>	<u>American River, Lower (Nimbus Dam to confluence with Sacramento River)</u>	<u>River & Stream</u>	<u>26.93</u>	<u>Miles</u>
<u>5 - Central Valley Region</u>	<u>Duck Slough (Merced County)</u>	<u>River & Stream</u>	<u>27.00</u>	<u>Miles</u>
<u>5 - Central Valley Region</u>	<u>Kaweah River, Lower (includes St Johns River)</u>	<u>River & Stream</u>	<u>27.00</u>	<u>Miles</u>
<u>5 - Central Valley Region</u>	<u>Mill Creek (Tulare County)</u>	<u>River & Stream</u>	<u>27.00</u>	<u>Miles</u>
<u>5 - Central Valley Region</u>	<u>San Joaquin River (Merced River to Tuolumne River)</u>	<u>River & Stream</u>	<u>29.00</u>	<u>Miles</u>
<u>5 - Central Valley Region</u>	<u>Main Drain (Kern County)</u>	<u>River & Stream</u>	<u>30.00</u>	<u>Miles</u>
<u>5 - Central Valley Region</u>	<u>Mill Creek (Fresno County)</u>	<u>River & Stream</u>	<u>30.00</u>	<u>Miles</u>
<u>5 - Central Valley Region</u>	<u>Los Banos Creek (below Los Banos Reservoir, Merced Co)</u>	<u>River & Stream</u>	<u>31.00</u>	<u>Miles</u>
<u>5 - Central Valley Region</u>	<u>Cross Creek (Kings & Tulare Co)</u>	<u>River & Stream</u>	<u>32.00</u>	<u>Miles</u>
<u>5 - Central Valley Region</u>	<u>Duck Creek (San Joaquin Co)</u>	<u>River & Stream</u>	<u>33.00</u>	<u>Miles</u>
<u>5 - Central Valley Region</u>	<u>Feather River, South Fork (from Little Grass Valley Reservoir to Lake Oroville, Butte and Plumas Counties)</u>	<u>River & Stream</u>	<u>33.03</u>	<u>Miles</u>
<u>5 - Central Valley Region</u>	<u>Dry Creek (trib.to Tuolumne R. at Modesto, E Stanislaus Co)</u>	<u>River & Stream</u>	<u>34.00</u>	<u>Miles</u>
<u>5 - Central Valley Region</u>	<u>Mokelumne River, Lower (in Delta Waterways, eastern portion)</u>	<u>River & Stream</u>	<u>34.00</u>	<u>Miles</u>
<u>5 - Central Valley Region</u>	<u>Cosumnes River, Lower (below Michigan Bar; partly in Delta Waterways, eastern portion)</u>	<u>River & Stream</u>	<u>36.00</u>	<u>Miles</u>
<u>5 - Central Valley Region</u>	<u>Feather River, West Branch (from Griffin Gulch to Lake Oroville)</u>	<u>River & Stream</u>	<u>37.00</u>	<u>Miles</u>
<u>5 - Central Valley Region</u>	<u>Stony Creek</u>	<u>River & Stream</u>	<u>41.85</u>	<u>Miles</u>
<u>5 - Central Valley Region</u>	<u>Feather River, Lower (Lake Oroville Dam to Confluence with Sacramento River)</u>	<u>River & Stream</u>	<u>42.00</u>	<u>Miles</u>
<u>5 - Central Valley Region</u>	<u>Colusa Basin Drain</u>	<u>River & Stream</u>	<u>49.29</u>	<u>Miles</u>
<u>5 - Central Valley Region</u>	<u>Merced River, Lower (McSwain Reservoir to San Joaquin River)</u>	<u>River & Stream</u>	<u>49.59</u>	<u>Miles</u>
<u>5 - Central Valley Region</u>	<u>Feather River, North Fork (below Lake Almanor)</u>	<u>River & Stream</u>	<u>54.15</u>	<u>Miles</u>
<u>5 - Central Valley Region</u>	<u>Deer Creek (Tulare County)</u>	<u>River & Stream</u>	<u>58.20</u>	<u>Miles</u>

<u>Region</u>	<u>Water Body Name</u>	<u>Water Body Type</u>	<u>Size</u>	<u>Unit</u>
<u>5 - Central Valley Region</u>	<u>Stanislaus River, Lower</u>	<u>River & Stream</u>	<u>59.02</u>	<u>Miles</u>
<u>5 - Central Valley Region</u>	<u>Tuolumne River, Lower (Don Pedro Reservoir to San Joaquin River)</u>	<u>River & Stream</u>	<u>60.00</u>	<u>Miles</u>
<u>5 - Central Valley Region</u>	<u>Littlejohns Creek</u>	<u>River & Stream</u>	<u>68.00</u>	<u>Miles</u>
<u>5 - Central Valley Region</u>	<u>Tule River, Lower</u>	<u>River & Stream</u>	<u>75.51</u>	<u>Miles</u>
<u>5 - Central Valley Region</u>	<u>Kings River, Lower (Pine Flat Reservoir to Island Weir)</u>	<u>River & Stream</u>	<u>76.00</u>	<u>Miles</u>
<u>5 - Central Valley Region</u>	<u>Feather River, Middle Fork (Sierra Valley to Lake Oroville, Butte and Plumas Counties)</u>	<u>River & Stream</u>	<u>77.11</u>	<u>Miles</u>
<u>5 - Central Valley Region</u>	<u>Sacramento River (Red Bluff to Knights Landing)</u>	<u>River & Stream</u>	<u>81.77</u>	<u>Miles</u>
<u>5 - Central Valley Region</u>	<u>Bear Creek (from Bear Valley to San Joaquin River, Mariposa and Merced Counties)</u>	<u>River & Stream</u>	<u>84.00</u>	<u>Miles</u>
<u>5 - Central Valley Region</u>	<u>San Joaquin River (Mendota Pool to Bear Creek)</u>	<u>River & Stream</u>	<u>88.00</u>	<u>Miles</u>
<u>5 - Central Valley Region</u>	<u>Cache Creek, Lower (Clear Lake Dam to Cache Creek Settling Basin near Yolo Bypass)</u>	<u>River & Stream</u>	<u>95.94</u>	<u>Miles</u>
<u>6 - Lahontan Region</u>	<u>Susan River (Litchfield to Honey Lake)</u>	<u>River & Stream</u>	<u>9.26</u>	<u>Miles</u>
<u>6 - Lahontan Region</u>	<u>Susan River (Susanville to Litchfield)</u>	<u>River & Stream</u>	<u>17.56</u>	<u>Miles</u>
<u>6 - Lahontan Region</u>	<u>Susan River (Headwaters to Susanville)</u>	<u>River & Stream</u>	<u>38.16</u>	<u>Miles</u>
<u>7 - Colorado River Basin Region</u>	<u>Colorado River and Associated Lakes and Reservoirs (California-Nevada border to Lake Havasu)</u>	<u>River & Stream</u>	<u>23.44</u>	<u>Miles</u>
<u>7 - Colorado River Basin Region</u>	<u>Coachella Valley Storm Water Channel</u>	<u>River & Stream</u>	<u>24.75</u>	<u>Miles</u>
<u>7 - Colorado River Basin Region</u>	<u>Alamo River</u>	<u>River & Stream</u>	<u>58.94</u>	<u>Miles</u>
<u>7 - Colorado River Basin Region</u>	<u>New River (Imperial County)</u>	<u>River & Stream</u>	<u>65.10</u>	<u>Miles</u>
<u>7 - Colorado River Basin Region</u>	<u>Colorado River and Associated Lakes and Reservoirs (Lake Havasu Dam to Imperial Dam)</u>	<u>River & Stream</u>	<u>147.23</u>	<u>Miles</u>
<u>7 - Colorado River Basin Region</u>	<u>Salton Sea</u>	<u>Saline Lake</u>	<u>233044.81</u>	<u>Acres</u>
<u>8 - Santa Ana Region</u>	<u>Rhine Channel</u>	<u>Bay & Harbor</u>	<u>20.00</u>	<u>Acres</u>
<u>8 - Santa Ana Region</u>	<u>Huntington Harbour</u>	<u>Bay & Harbor</u>	<u>220.90</u>	<u>Acres</u>
<u>8 - Santa Ana Region</u>	<u>Anaheim Bay</u>	<u>Bay & Harbor</u>	<u>402.02</u>	<u>Acres</u>

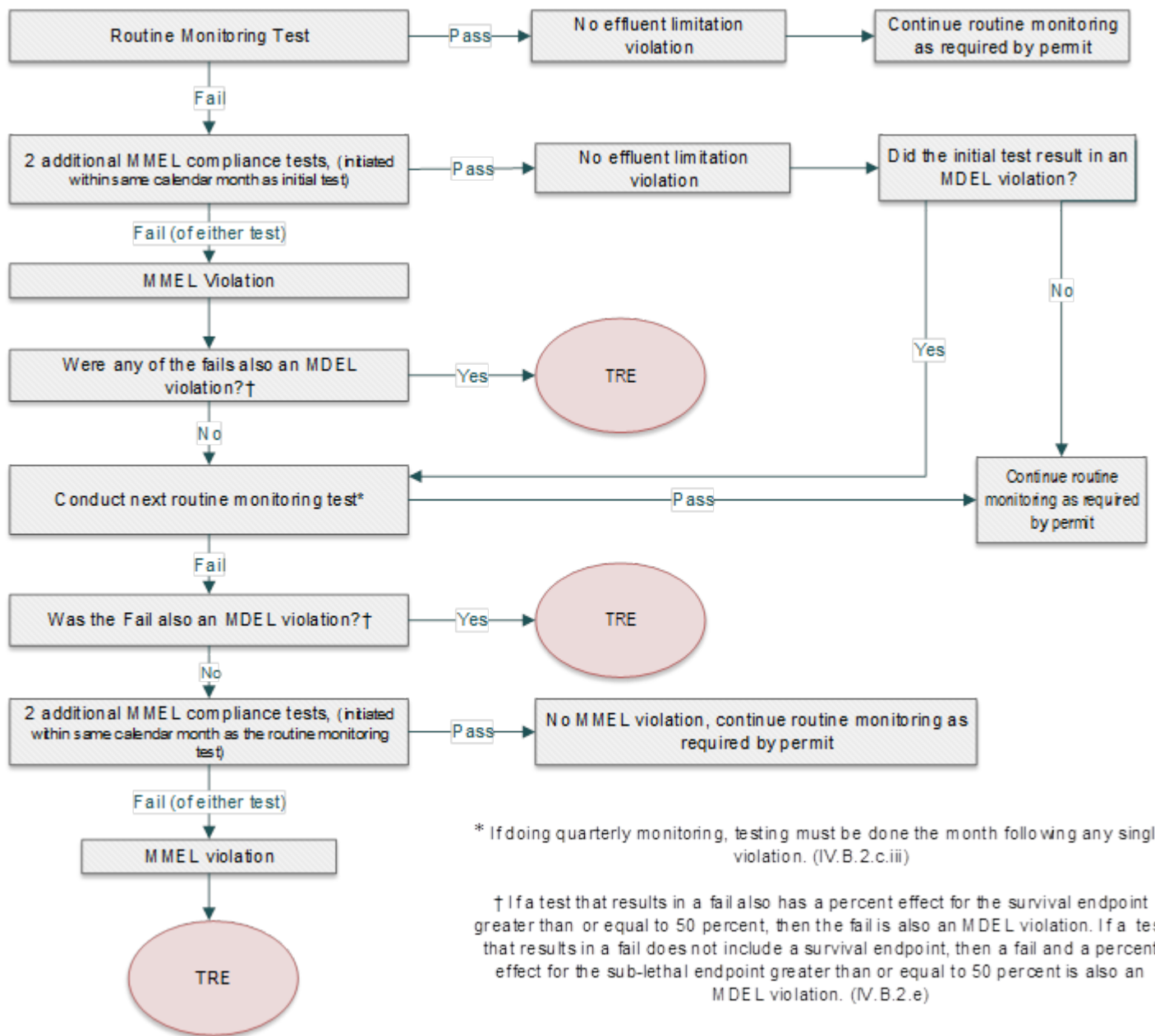
<u>Region</u>	<u>Water Body Name</u>	<u>Water Body Type</u>	<u>Size</u>	<u>Unit</u>
<u>8 - Santa Ana Region</u>	<u>Newport Bay, Lower (entire lower bay, including Rhine Channel, Turning Basin and South Lido Channel to east end of H-J Moorings)</u>	<u>Bay & Harbor</u>	<u>767.00</u>	<u>Acres</u>
<u>8 - Santa Ana Region</u>	<u>Bolsa Bay Marsh</u>	<u>Estuary</u>	<u>44.15</u>	<u>Acres</u>
<u>8 - Santa Ana Region</u>	<u>Bolsa Chica Ecological Reserve</u>	<u>Estuary</u>	<u>238.96</u>	<u>Acres</u>
<u>8 - Santa Ana Region</u>	<u>Newport Bay, Upper (Ecological Reserve)</u>	<u>Estuary</u>	<u>652.91</u>	<u>Acres</u>
<u>8 - Santa Ana Region</u>	<u>Elsinore, Lake</u>	<u>Lake & Reservoir</u>	<u>2430.59</u>	<u>Acres</u>
<u>8 - Santa Ana Region</u>	<u>Peters Canyon Channel</u>	<u>River & Stream</u>	<u>3.00</u>	<u>Miles</u>
<u>8 - Santa Ana Region</u>	<u>Talbert Channel (Orange Coy)</u>	<u>River & Stream</u>	<u>5.50</u>	<u>Miles</u>
<u>8 - Santa Ana Region</u>	<u>San Diego Creek Reach 2</u>	<u>River & Stream</u>	<u>6.27</u>	<u>Miles</u>
<u>8 - Santa Ana Region</u>	<u>Serrano Creek</u>	<u>River & Stream</u>	<u>7.20</u>	<u>Miles</u>
<u>8 - Santa Ana Region</u>	<u>San Diego Creek Reach 1</u>	<u>River & Stream</u>	<u>7.83</u>	<u>Miles</u>
<u>8 - Santa Ana Region</u>	<u>Santiago Creek, Reach 4</u>	<u>River & Stream</u>	<u>9.80</u>	<u>Miles</u>
<u>8 - Santa Ana Region</u>	<u>Silverado Creek</u>	<u>River & Stream</u>	<u>11.31</u>	<u>Miles</u>
<u>9 - San Diego Region</u>	<u>San Diego Bay Shoreline, Downtown Anchorage</u>	<u>Bay & Harbor</u>	<u>7.37</u>	<u>Acres</u>
<u>9 - San Diego Region</u>	<u>San Diego Bay Shoreline, Seventh Street Channel</u>	<u>Bay & Harbor</u>	<u>9.01</u>	<u>Acres</u>
<u>9 - San Diego Region</u>	<u>San Diego Bay Shoreline, North of 24th Street Marine Terminal</u>	<u>Bay & Harbor</u>	<u>9.49</u>	<u>Acres</u>
<u>9 - San Diego Region</u>	<u>San Diego Bay Shoreline, Vicinity of B St and Broadway Piers</u>	<u>Bay & Harbor</u>	<u>9.91</u>	<u>Acres</u>
<u>9 - San Diego Region</u>	<u>San Diego Bay Shoreline, near Chollas Creek</u>	<u>Bay & Harbor</u>	<u>14.76</u>	<u>Acres</u>
<u>9 - San Diego Region</u>	<u>San Diego Bay Shoreline, near sub base</u>	<u>Bay & Harbor</u>	<u>16.30</u>	<u>Acres</u>
<u>9 - San Diego Region</u>	<u>San Diego Bay Shoreline, near Coronado Bridge</u>	<u>Bay & Harbor</u>	<u>37.13</u>	<u>Acres</u>
<u>9 - San Diego Region</u>	<u>Oceanside Harbor</u>	<u>Bay & Harbor</u>	<u>52.21</u>	<u>Acres</u>
<u>9 - San Diego Region</u>	<u>San Diego Bay Shoreline, 32nd St San Diego Naval Station</u>	<u>Bay & Harbor</u>	<u>103.15</u>	<u>Acres</u>
<u>9 - San Diego Region</u>	<u>Dana Point Harbor</u>	<u>Bay & Harbor</u>	<u>119.47</u>	<u>Acres</u>
<u>9 - San Diego Region</u>	<u>Aliso Creek (mouth)</u>	<u>Estuary</u>	<u>0.29</u>	<u>Acres</u>
<u>9 - San Diego Region</u>	<u>Agua Hedionda Lagoon</u>	<u>Estuary</u>	<u>6.83</u>	<u>Acres</u>
<u>9 - San Diego Region</u>	<u>Buena Vista Lagoon</u>	<u>Estuary</u>	<u>202.30</u>	<u>Acres</u>
<u>9 - San Diego Region</u>	<u>Batiquitos Lagoon</u>	<u>Estuary</u>	<u>433.26</u>	<u>Acres</u>
<u>9 - San Diego Region</u>	<u>Los Penasquitos Lagoon</u>	<u>Estuary</u>	<u>468.92</u>	<u>Acres</u>
<u>9 - San Diego Region</u>	<u>San Elijo Lagoon</u>	<u>Estuary</u>	<u>565.80</u>	<u>Acres</u>
<u>9 - San Diego Region</u>	<u>Tijuana River Estuary</u>	<u>Estuary</u>	<u>1319.46</u>	<u>Acres</u>
<u>9 - San Diego Region</u>	<u>Segunda Deshecha Creek</u>	<u>River & Stream</u>	<u>0.92</u>	<u>Miles</u>
<u>9 - San Diego Region</u>	<u>San Juan Creek</u>	<u>River & Stream</u>	<u>1.02</u>	<u>Miles</u>
<u>9 - San Diego Region</u>	<u>Laguna Canyon Channel</u>	<u>River & Stream</u>	<u>1.60</u>	<u>Miles</u>

First Revised Draft Staff Report: Establishment ~~Part [X]~~ of the Water Quality Control Plan for Inland Surface Waters, Enclosed Bays, and Estuaries of California; and ~~—~~ Toxicity Provisions.

<u>Region</u>	<u>Water Body Name</u>	<u>Water Body Type</u>	<u>Size</u>	<u>Unit</u>
<u>9 - San Diego Region</u>	<u>Soledad Canyon</u>	<u>River & Stream</u>	<u>1.75</u>	<u>Miles</u>
<u>9 - San Diego Region</u>	<u>Cottonwood Creek (San Marcos Creek watershed)</u>	<u>River & Stream</u>	<u>1.90</u>	<u>Miles</u>
<u>9 - San Diego Region</u>	<u>Moro Canyon Creek</u>	<u>River & Stream</u>	<u>3.40</u>	<u>Miles</u>
<u>9 - San Diego Region</u>	<u>English Canyon</u>	<u>River & Stream</u>	<u>3.60</u>	<u>Miles</u>
<u>9 - San Diego Region</u>	<u>Oso Creek (lower)</u>	<u>River & Stream</u>	<u>4.00</u>	<u>Miles</u>
<u>9 - San Diego Region</u>	<u>Encinitas Creek</u>	<u>River & Stream</u>	<u>4.59</u>	<u>Miles</u>
<u>9 - San Diego Region</u>	<u>Sweetwater River, Lower (below Sweetwater Reservoir)</u>	<u>River & Stream</u>	<u>5.30</u>	<u>Miles</u>
<u>9 - San Diego Region</u>	<u>Tijuana River</u>	<u>River & Stream</u>	<u>6.00</u>	<u>Miles</u>
<u>9 - San Diego Region</u>	<u>Tecolote Creek</u>	<u>River & Stream</u>	<u>6.60</u>	<u>Miles</u>
<u>9 - San Diego Region</u>	<u>Agua Hedionda Creek</u>	<u>River & Stream</u>	<u>6.95</u>	<u>Miles</u>
<u>9 - San Diego Region</u>	<u>Poway Creek</u>	<u>River & Stream</u>	<u>7.30</u>	<u>Miles</u>
<u>9 - San Diego Region</u>	<u>Loma Alta Creek</u>	<u>River & Stream</u>	<u>7.76</u>	<u>Miles</u>
<u>9 - San Diego Region</u>	<u>Poggi Canyon Creek</u>	<u>River & Stream</u>	<u>7.80</u>	<u>Miles</u>
<u>9 - San Diego Region</u>	<u>Jamul Creek</u>	<u>River & Stream</u>	<u>10.00</u>	<u>Miles</u>
<u>9 - San Diego Region</u>	<u>Salt Creek (Orange County)</u>	<u>River & Stream</u>	<u>10.48</u>	<u>Miles</u>
<u>9 - San Diego Region</u>	<u>Buena Vista Creek</u>	<u>River & Stream</u>	<u>11.23</u>	<u>Miles</u>
<u>9 - San Diego Region</u>	<u>Los Penasquitos Creek</u>	<u>River & Stream</u>	<u>11.55</u>	<u>Miles</u>
<u>9 - San Diego Region</u>	<u>Murrieta Creek</u>	<u>River & Stream</u>	<u>11.86</u>	<u>Miles</u>
<u>9 - San Diego Region</u>	<u>Carroll Canyon</u>	<u>River & Stream</u>	<u>12.00</u>	<u>Miles</u>
<u>9 - San Diego Region</u>	<u>Santa Ysabel Creek (above Sutherland Reservoir)</u>	<u>River & Stream</u>	<u>12.00</u>	<u>Miles</u>
<u>9 - San Diego Region</u>	<u>Rose Creek</u>	<u>River & Stream</u>	<u>13.27</u>	<u>Miles</u>
<u>9 - San Diego Region</u>	<u>Bell Canyon Creek</u>	<u>River & Stream</u>	<u>14.00</u>	<u>Miles</u>
<u>9 - San Diego Region</u>	<u>San Diego River (Lower)</u>	<u>River & Stream</u>	<u>16.00</u>	<u>Miles</u>
<u>9 - San Diego Region</u>	<u>San Vicente Creek (San Diego County)</u>	<u>River & Stream</u>	<u>16.00</u>	<u>Miles</u>
<u>9 - San Diego Region</u>	<u>Santa Margarita River (Upper)</u>	<u>River & Stream</u>	<u>18.14</u>	<u>Miles</u>
<u>9 - San Diego Region</u>	<u>Aliso Creek</u>	<u>River & Stream</u>	<u>18.77</u>	<u>Miles</u>
<u>9 - San Diego Region</u>	<u>San Marcos Creek</u>	<u>River & Stream</u>	<u>18.99</u>	<u>Miles</u>
<u>9 - San Diego Region</u>	<u>San Dieguito River</u>	<u>River & Stream</u>	<u>19.00</u>	<u>Miles</u>
<u>9 - San Diego Region</u>	<u>Santa Margarita River (Lower)</u>	<u>River & Stream</u>	<u>19.21</u>	<u>Miles</u>
<u>9 - San Diego Region</u>	<u>San Luis Rey River, Lower (west of Interstate 15)</u>	<u>River & Stream</u>	<u>19.35</u>	<u>Miles</u>
<u>9 - San Diego Region</u>	<u>Arroyo Trabuco Creek</u>	<u>River & Stream</u>	<u>22.87</u>	<u>Miles</u>
<u>9 - San Diego Region</u>	<u>Escondido Creek</u>	<u>River & Stream</u>	<u>26.02</u>	<u>Miles</u>
<u>9 - San Diego Region</u>	<u>Temecula Creek</u>	<u>River & Stream</u>	<u>44.11</u>	<u>Miles</u>

7. Appendix G. Flow Chart

Figure G-1. Toxicity Reduction Evaluation Process Flowchart



8. Appendix H. Examples of Completed and Active TREs

The following table is a review of representative TREs throughout the state and country gathered from 1999-2017. The list provides examples of causes and solutions to address toxicity issues. Some of the examples are ongoing. In some instances, dischargers have begun a TIE process.

Table H-1. Completed and Active TREs

State	Fresh or Salt Water Discharge	Region	Toxicant(s) Identified	TRE Implementation
CA ¹	Fresh Water	San Francisco Regional Water Quality Control Board	Diazinon Chlorpyrifos	<ul style="list-style-type: none"> Multi-faceted public awareness program Program to identify and control sources Efforts to identify POTW processes and operations that effectively remove organophosphate insecticides
CA ⁴	Fresh Water	Central Valley Regional Water Quality Control Board	Unknown	<ul style="list-style-type: none"> Attempts to identify toxicants
CA ¹	Fresh Water	Santa Ana Regional Water Quality Control Board	Organics	<ul style="list-style-type: none"> Diverted Central Ave flow to a nearby POTW so as to increase the mixed liquor suspended solids, sludge retention time, and hydraulic residence time
CA ⁵	Fresh Water	Los Angeles Regional Water Quality Control Board	Unknown	<ul style="list-style-type: none"> Conducting additional toxicity testing
CA ⁶	Fresh Water	Central Coast Regional Water Quality Control Board	Unknown	<ul style="list-style-type: none"> Conducting a TIE

CA ³	Fresh Water	Central Valley Regional Water Quality Control Board	Unknown	<ul style="list-style-type: none"> Attempts to identify toxicants
CA ⁷	Fresh Water	Central Coast Regional Water Quality Control Board	Ammonia	<ul style="list-style-type: none"> Treatment plant upgrade: nitrification-denitrification system
CA ³	Fresh Water	Central Valley Regional Water Quality Control Board	Unknown	<ul style="list-style-type: none"> Discharge will be removed through regionalization
CA ¹	Salt Water	San Francisco Regional Water Quality Control Board	Copper	<ul style="list-style-type: none"> Pretreatment requirements
CA ⁸	Salt Water	San Diego Regional Water Quality Control Board	Unknown	<ul style="list-style-type: none"> The permit's effluent limitation for toxicity may not accurately account for dilution. Samples that account for dilution are non-toxic.
CA ⁹	Salt Water	San Diego Regional Water Quality Control Board	Unknown	<ul style="list-style-type: none"> A drain inlet was connected to the storm diversion system to the sanitary sewer.
Out of State TREs				
IN ²	Fresh Water	N/A	Metals	<ul style="list-style-type: none"> Consent decree issued to cadmium plating operation in violation of pretreatment requirements
KY ¹	Fresh Water	N/A	D-Limonene Petroleum Hydrocarbons Metals	<ul style="list-style-type: none"> Treatment plant upgrade: increasing the size of oil and water separators Management practice: elimination of purging activities at ill-equipped locations

NC ²	Fresh Water	N/A	Unknown	<ul style="list-style-type: none"> Treatment plant upgrade: biological nutrient removal and filtration treatment
NC ¹	Fresh Water	N/A	Surfactants	<ul style="list-style-type: none"> Pretreatment requirements: selection of less toxic production materials and on-site evaluation of waste minimization practices Relocation of outfall to increase dilution
TX ²	Fresh Water	N/A	Ammonia	<ul style="list-style-type: none"> Treatment plant upgrade (unspecified)
TX ¹	Fresh Water	N/A	Nitrate Ion	<ul style="list-style-type: none"> Careful monitoring of nitrification process
UT ¹	Fresh Water	N/A	Calcium	<ul style="list-style-type: none"> N/A (salt accumulation in older evaporation ponds)
NJ ²	Salt Water	N/A	Ammonia Non-polar Organic Compounds Surfactants	<ul style="list-style-type: none"> Pretreatment limits for ammonia Pretreatment limits for toxicity

Sources: 1) Toxicity Reduction and Toxicity Identification Evaluations for Effluents, Ambient Waters, and Other Aqueous Media, July 2005; 2) Toxicity Reduction Evaluation Guidance for Municipal Wastewater Treatment Plants, August 1999; 3) Malaga County Water District TRE report, June 2012; 4) N. Morgan personal communication, March 2013; 5) D. Jablonski, personal communication, March 2013; 6) T. Smith, personal communication, March 2013; 7) K. DiSimone, personal communication, March 2013; 8) B. Neill, personal communication, July 2017; 9) R. Vicente, personal communication, August 2017.

9. Appendix I. Permits Used to Evaluate Current Conditions

Table I-1. Permits Used to Evaluate Current Conditions

Region	Permit Number	Permittee	Facility Name
1	R1-2016-0001	City of Eureka	Elk River Wastewater Treatment Plant
	R1-2016-0015	City of Healdsburg	City of Healdsburg Wastewater Treatment, Recycling and Disposal Facility
	R1-2017-0004	Covelo Community Services District	Wastewater Treatment Plant
	R1-2017-0005	City of Fortuna	Municipal Wastewater Treatment Plant
	R1-2018-0002	Forestville Water District	Wastewater Treatment, Recycling and Disposal Facility
2	R2-2015-0021	Las Gallinas Valley Sanitary District	Las Gallinas Valley Sanitary District Sewage Treatment Plant and its wastewater collection system
	R2-2016-0035	Napa Sanitation District	Soscol Water Recycling Facility and its collection system
	R2-2016-0043	USS-POSCO Industries	Pittsburg Plant
	R2-2016-0047	Chevron Products Company, a division of Chevron USA Inc. Chevron Environmental Management Company. Chem Trade West US LLC	Chevron Richmond Refinery
	R2-2017-0013	City of Pacifica	Calera Creek Water Recycling Plant and its wastewater collection system
	R2-2017-0034	Rodeo Sanitary District	Rodeo Sanitary District Water Pollution Control Facility and its collection system
	R2-2017-0039	Shell Oil Products US. Equilon Enterprises LLC	Shell Martinez Refinery

3	R3-2017-0026	Heritage Ranch Community Services District	Wastewater Treatment Plant
	R3-2017-0028	South County Regional Wastewater Authority	South County Regional Wastewater Treatment and Reclamation Facility
4	R4-2015-0070	Joint Outfall system (JOS, Permittee or Discharger)	San Jose Creek Water Reclamation Plant
	R4-2016-0224	California Department of Water Resources	William E. Warne Power Plant
	R4-2017-0064	City of Burbank	Burbank Water Reclamation Plant (Burbank WRP) and its associated wastewater collection system and outfalls
	R4-2017-0190	Lubricating Specialties Company	Pico Rivera Facility
5	R5-2013-0156	City of Davis	Wastewater Treatment Plant
	R5-2014-0007	City of Lincoln	Wastewater Treatment Reclamation Facility
	R5-2016-0012	City of Grass Valley	City of Grass Valley Wastewater Treatment Plant
	R5-2016-0020	Sacramento Regional County Sanitation District	Sacramento Regional Wastewater Treatment Plant
	R5-2017-0014	Pactiv LLC	Pactiv Molded Pulp Mill
	R5-2017-0037	River Highlands Community Services District, County of Yuba, and Gold Village Land Development, LLC	Hammonton Gold Village Wastewater Treatment Plant
	R5-2017-0085	Owners and operators of municipal wastewater treatment facilities that meet water quality objectives/criteria at the point of discharge to waters of the United States.	
	R5-2017-0113	City of Tracy	Wastewater Treatment Plant

	R5-2017-0119	Mountain House Community Services District	Wastewater Treatment Plant
	R5-2018-0003	Meridian Beartrack Co	Royal Mountain King Mine
	R6v-2013-0038	Victor Valley Wastewater Reclamation Authority	Victor Valley Regional Wastewater Treatment Plant
6	R6V-2017-0025	California Department of Fish and Wildlife	Mojave River Fish Hatchery
	R7-2017-0006	Coachella Valley Water District	Mid-Valley Water Reclamation Plant No.4
7	R7-2017-0016	Seeley County Water District	Seeley County Wastewater Treatment Plant
	R7-2017-0017	City of Westmorland	City of Westmorland Wastewater Treatment Plant
	R8-2013-0032	The Colton/San Bernardino Regional Tertiary Treatment and Water Reclamation Authority	Regional Tertiary Treatment Rapid Infiltration and Extraction Facility
8	R8-2015-0027	Yucaipa Valley Water District	Henry N. Wochholz Regional Water Recycling Facility
	R8-2017-0049	City of San Bernardino Municipal Water Department	Water Reclamation Facility, City of San Bernardino
	R9-2015-0026	City of Escondido	Hale Avenue Resource Recovery Facility
9	R9-2015-0026	City of Escondido	Hale Avenue Resource Recovery Facility
	R9-2016-0116	General Dynamics National Steel and Shipbuilding Company (NASSCO)	General Dynamics National Steel and Shipbuilding Company (NASSCO)
	R9-2017-0020	Sweetwater Authority	Richard A. Reynolds Desalination Facility