
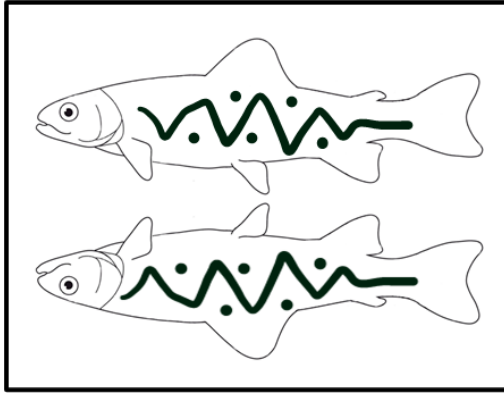



PAPER CRAFT TROUT



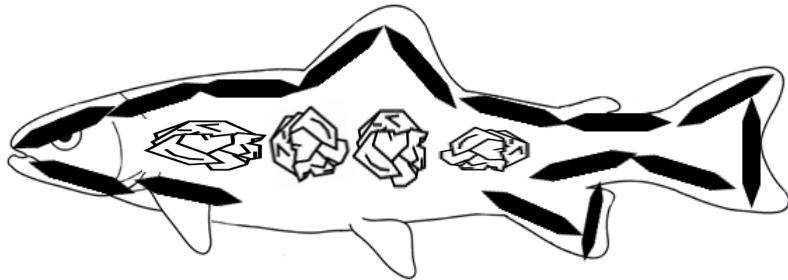
1) Color your trout.



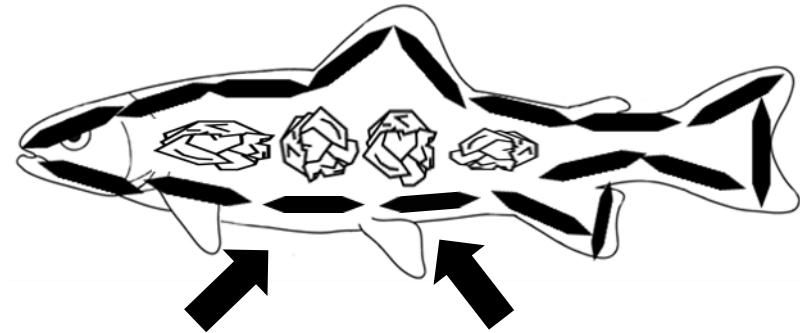
2) Cut out your trout.



3) Place your trout cutouts on top of each other. Staple the two sides together, leaving a gap that is not stapled.



4) Take the remaining paper that was cut and wad it up to fill inside of your trout.



5) Finish stapling your trout together.



