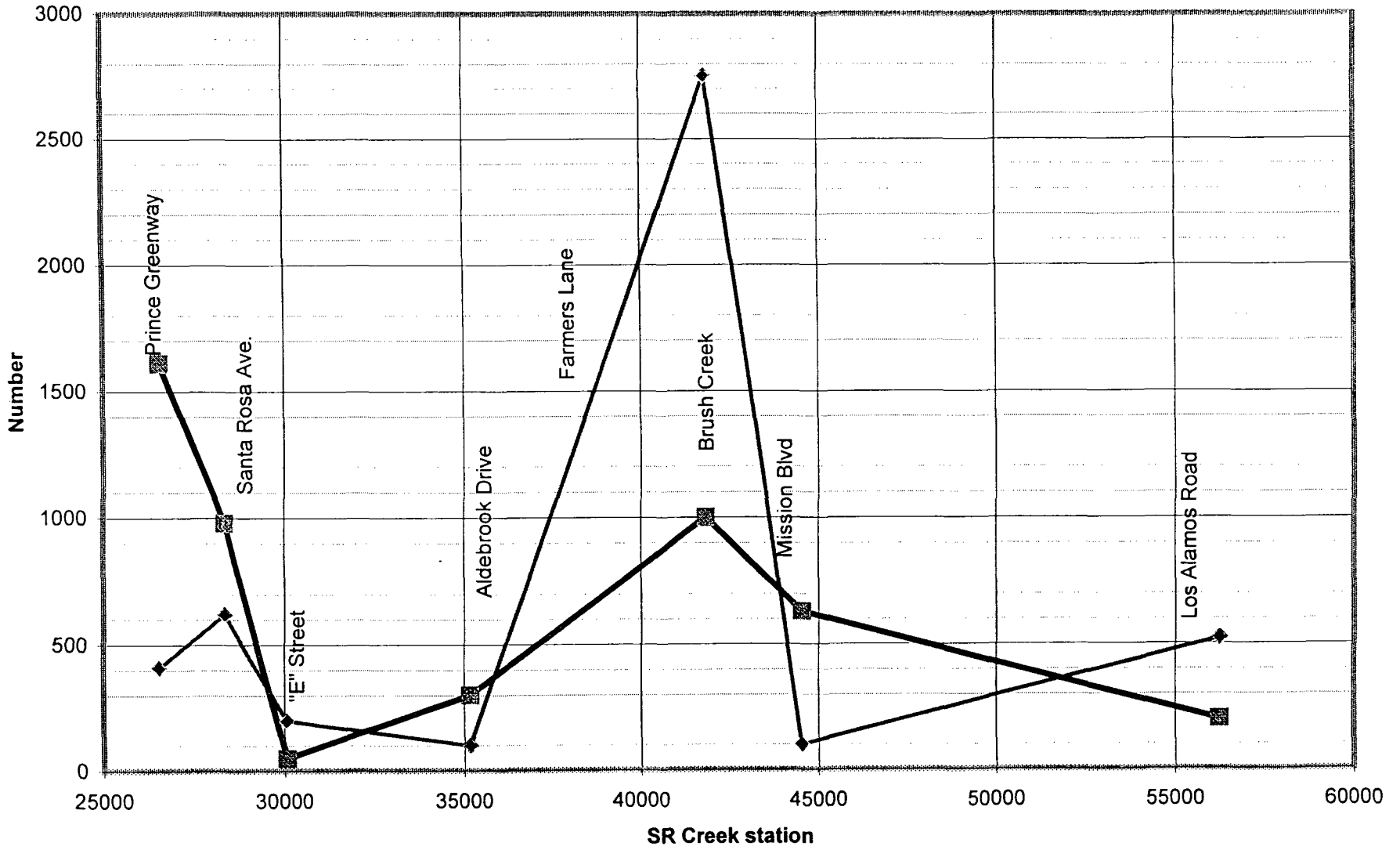
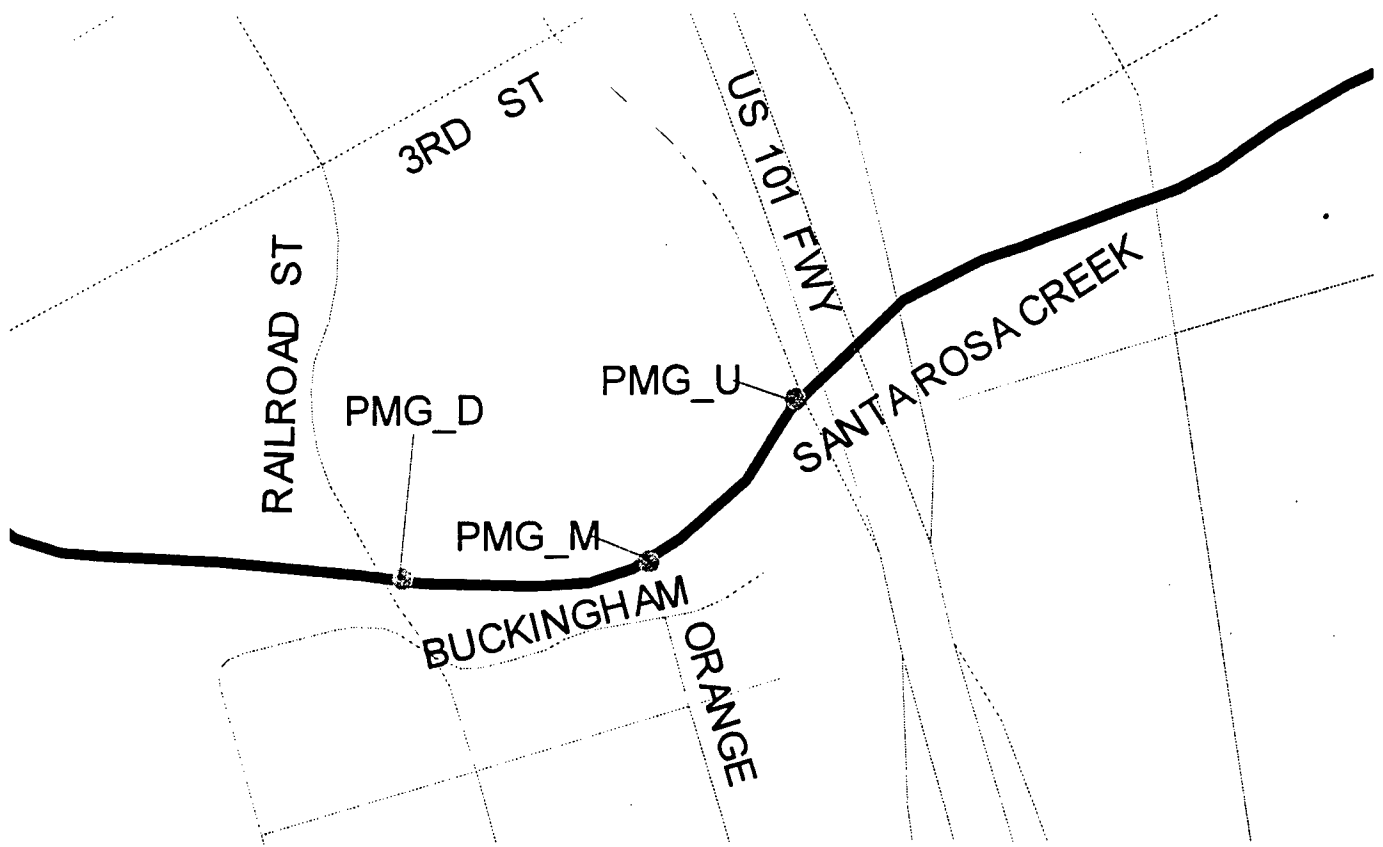


July 10, 2001 sampling

◆ E coli (MPN/100ml)  
■ Enterococcus (MPN/100ml)

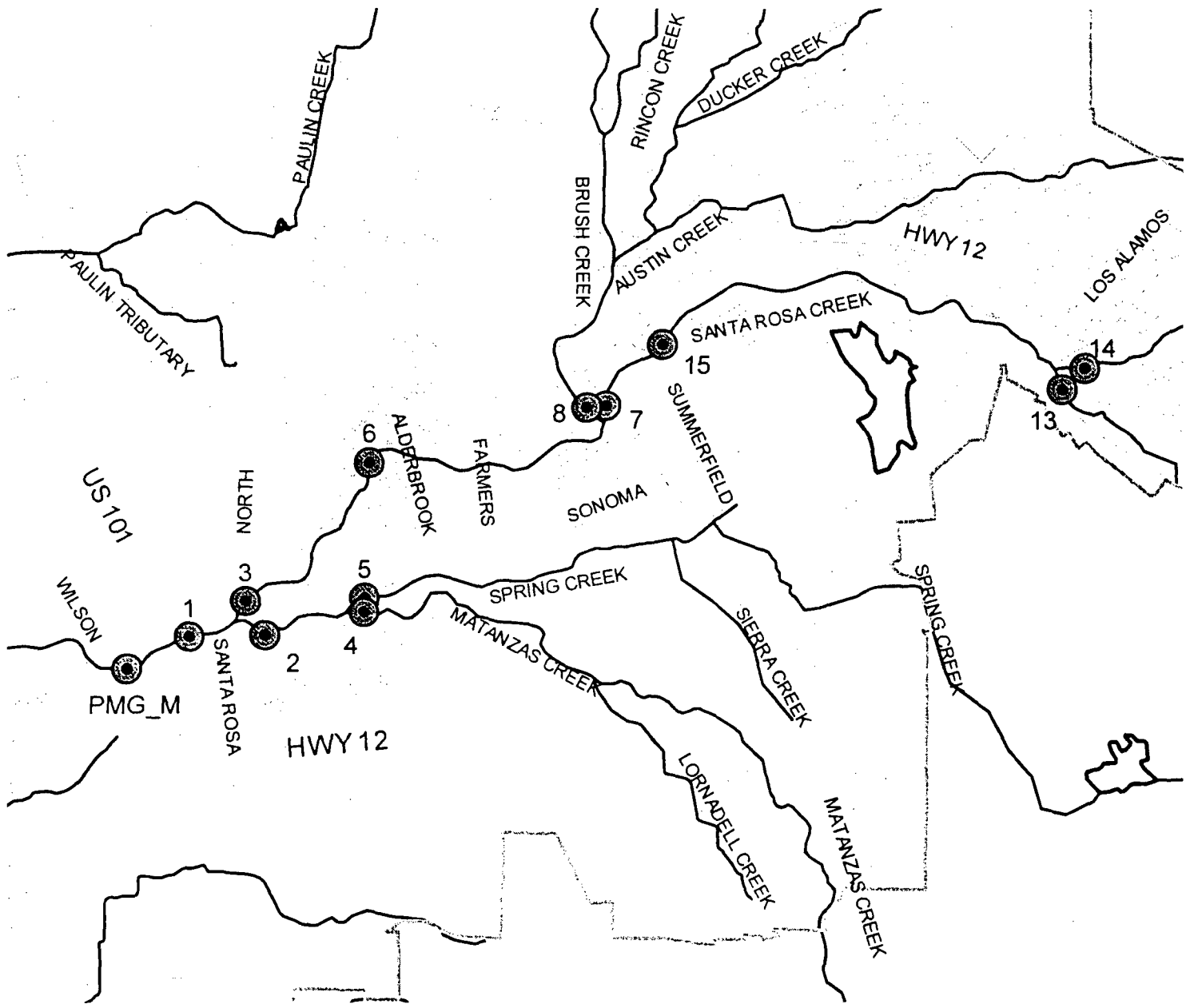




● Prince Greenway Sampling sites  
 ~ Creeks  
 - - - Rail.road  
 . . . Sr\_streets

Location	Date	Total coliform (mpn/100ml)	E. coli (mpn/100ml)	Enterococcus (mpn/100ml)
----------	------	----------------------------	---------------------	--------------------------

#1	7/10/2001	8,820	620	980
#2	7/10/2001	23,100	410	860
#3	7/10/2001	5,040	200	<100
#4	7/10/2001	15,000	<100	200
#5	7/10/2001	19,890	410	410
#6	7/10/2001	5,760	100	300
#7	7/10/2001	8,570	2750	1000
#8	7/10/2001	15,650	100	100
#13	7/10/2001	15,760	310	100
#14	7/10/2001	3,230	520	200
#15	7/10/2001	13,130	100	630
PMG_M	7/10/2001	111,990	410	1,610
PMG_M	7/5/2001	241,920	1,680	630
PMG_M	6/28/2001	>24,192	24,192	7,270
PMG_D	7/5/2001	64,800	930	980
PMG_D	6/28/2001	>24,192	>24,192	12,033
PMG_U	7/5/2001	>241,920	1,430	1210
PMG_U	6/28/2001	>24,192	19,863	8,164



Urban bdy

Bacteria sample sites