

Notes for Prairie Creek Hatchery Data

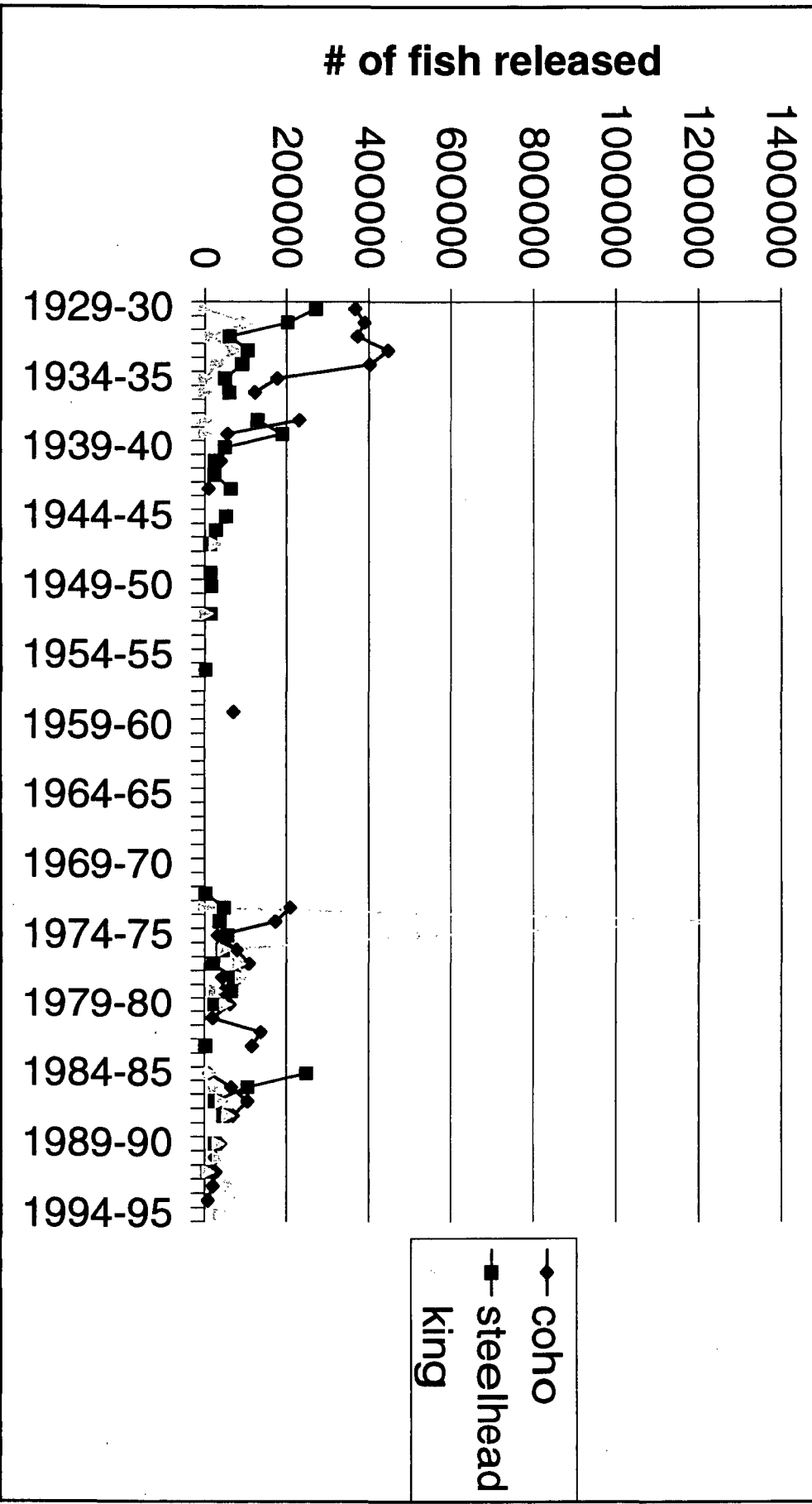
- 1962 – 63 the hatchery was closed due to hatchery modifications.
- Hatchery data was compiled into hatchery years (ie. 1973-74). The hatchery year included the trapping and planting from July 1 through June 30. The fish were typically trapped during fall/winter and released during the following spring/summer. During the early years of the hatchery, stocking occurred deep into the fall on some occasions.
- Where the records indicated a single year record, it was assumed that the stocking occurred during the spring/summer of that year. For instance, if stocking occurred in the summer of 1956, the data was recorded as being from the hatchery year of 1955-56.
- Fish release data was not consistent between the county records and the RNP records for the years 1987-87 (king salmon and coho) and 1985-56 (steelhead). RNP data seemed in better shape and was used.
- Pre 1938 stocking data does not indicate where fish were stocked, just that they were stocked in Humboldt county. During the years directly following 1938, almost all fish were stocked in Redwood Creek or Prairie Creek. Therefore, it was assumed that all pre 1938 fish were stocked in the Redwood Creek drainage.
- 1990 – 95 stocking data was derived from fish release data from the Cal Trans Pond Rearing Program combined with 1993 Trinidad Elementary School releases and G. Allen pond releases.
- Hatchery production for 1979-80 from Larson (1987) differed greatly from the data present in other reports, and was therefore not used.

Fish released within Redwood Cr. System			
year	coho	steelhead	king
1929-30	365600	269680	0
1930-31	388330	201740	103840
1931-32	370840	60000	13850
1932-33	446570	103945	69840
1933-34	400824	90000	29628
1934-35	176060	49040	0
1935-36	121000	58695	0
1936-37			
1937-38	230000	127100	3760
1938-39	55420	189008	0
1939-40	48400	48850	
1940-41	39360	24060	
1941-42		22640	
1942-43	8925	63050	
1943-44			
1944-45		50210	
1945-46		26400	
1946-47		12000	25200
1947-48			
1948-49		13000	
1949-50		15500	
1950-51			
1951-52		13200	2880
1952-53			
1953-54			
1954-55			
1955-56	144	244	
1956-57			
1957-58			
1958-59	70640		
1959-60			
1960-61			
1961-62			
1962-63			
1963-64			
1964-65			
1965-66			
1966-67			
1967-68			
1968-69			
1969-70			
1970-71			
1971-72		1880	
1972-73	208000	46880	0
1973-74	171500	36101	1300000
1974-75	31000	54735	526845
1975-76	77570	42970	47625
1976-77	107375	19094	84412
1977-78	43493	70817	90886
1978-79	46605	64737	27615
1979-80	61990	23824	52015
1980-81	19427		
1981-82	137119		
1982-83	115311	1865	
1983-84			
1984-85	10840	246861	14800
1985-86	64795	104730	17157
1986-87	104910	25000	42195
1987-88	68635	45060	57190
1988-89			
1989-90	37285	24800	33900
1990-91	24880		33226
1991-92	26710	6810	8190
1992-93	19830		64810
1993-94	7230		83070
1994-95			37710

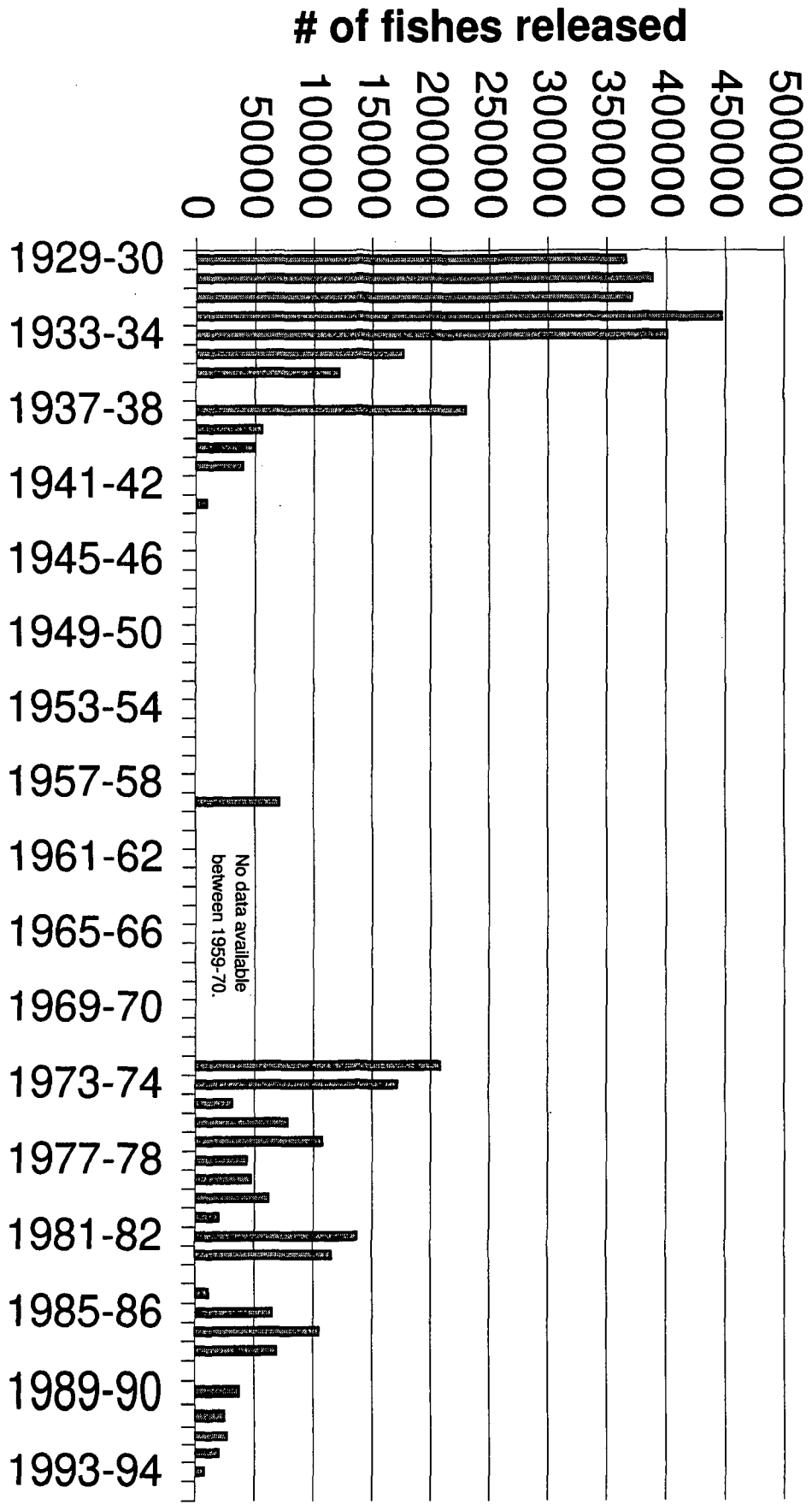
Fish Production Numbers Prairie Creek Hatchery			
year	coho	steelhead	king
1929-30			
1930-31			
1931-32			
1932-33			
1933-34			
1934-35			
1935-36			
1936-37			
1937-38			
1938-39			
1939-40			
1940-41			
1941-42			
1942-43			
1943-44			
1944-45	0	869868	487360
1945-46	0	870516	498780
1946-47	0	614555	495900
1947-48	0	59368	0
1948-49	0	727499	296120
1949-50	0	1018050	136140
1950-51			
1951-52			
1952-53			
1953-54			
1954-55			
1955-56			
1956-57			
1957-58			
1958-59			
1959-60			
1960-61			
1961-62	0	0	0
1962-63	0	0	0
1963-64	7872	0	4675
1964-65	25015	0	9996
1965-66	53063	0	0
1966-67	55034	0	1143383
1967-68	151000	0	809850
1968-69	95350	0	500000
1969-70	27000	0	465000
1970-71	125000	0	0
1971-72	216295	0	1235575
1972-73	313030	47513	0
1973-74	521800	51116	1000000
1974-75	131000	122171	840335
1975-76	77570	128975	82456
1976-77	407710	40979	84412
1977-78	136921	94841	96511
1978-79	149209	92257	48448
1979-80	209081	54048	52708
1980-81	19420	119965	13000
1981-82			
1982-83			
1983-84			
1984-85			
1985-86			
1986-87			
1987-88			
1988-89			
1989-90			
1990-91			
1991-92			
1992-93			
1993-94			
1994-95			

Fish Trapped at Prairie Creek Hatchery			
year	coho	steelhead	king
1929-30			
1930-31			
1931-32			
1932-33			
1933-34			
1934-35			
1935-36			
1936-37			
1937-38			
1938-39			
1939-40			
1940-41			
1941-42			
1942-43			
1943-44			
1944-45			
1945-46			
1946-47			
1947-48			
1948-49			
1949-50			
1950-51			
1951-52			
1952-53			
1953-54			
1954-55			
1955-56			
1956-57			
1957-58			
1958-59			
1959-60			
1960-61			
1961-62			
1962-63			
1963-64			
1964-65			
1965-66			
1966-67			
1967-68			
1968-69			
1969-70			
1970-71			
1971-72			
1972-73	195	25	2
1973-74	61	19	8
1974-75	33	5	2
1975-76	107	25	114
1976-77	54	99	145
1977-78	21	70	92
1978-79	125	36	63
1979-80	133	44	33
1980-81	41	88	22
1981-82	30	42	38
1982-83	88	80	28
1983-84	44	441	44
1984-85	139	324	52
1985-86	149	1181	114
1986-87	961	607	105
1987-88	1164	199	182
1988-89	1799	483	123
1989-90	682	1014	30
1990-91	199	777	27
1991-92	131	400	5
1992-93			
1993-94			
1994-95			

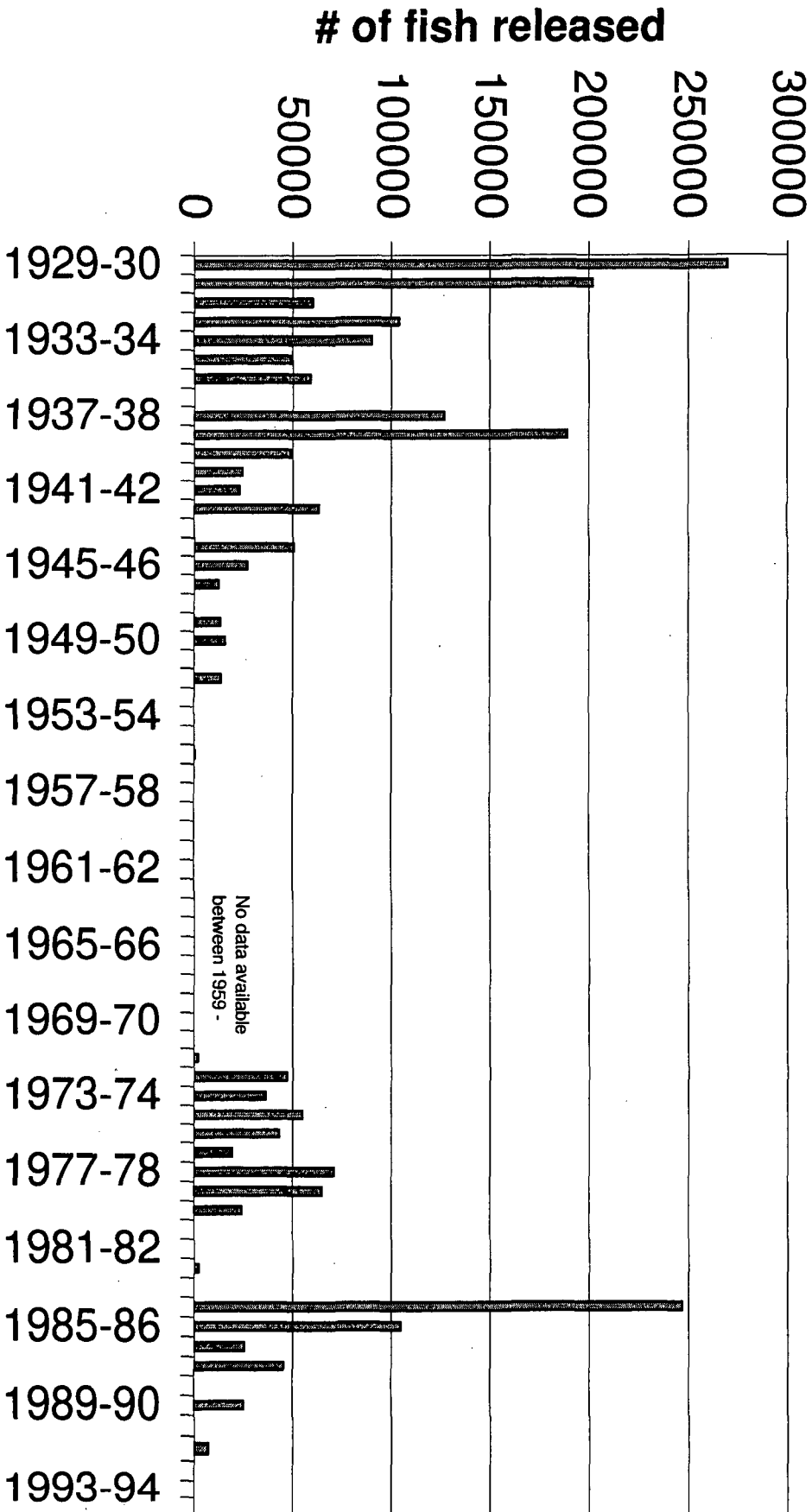
Fish Releases from the Praire Creek Hatchery, 1929 - 95



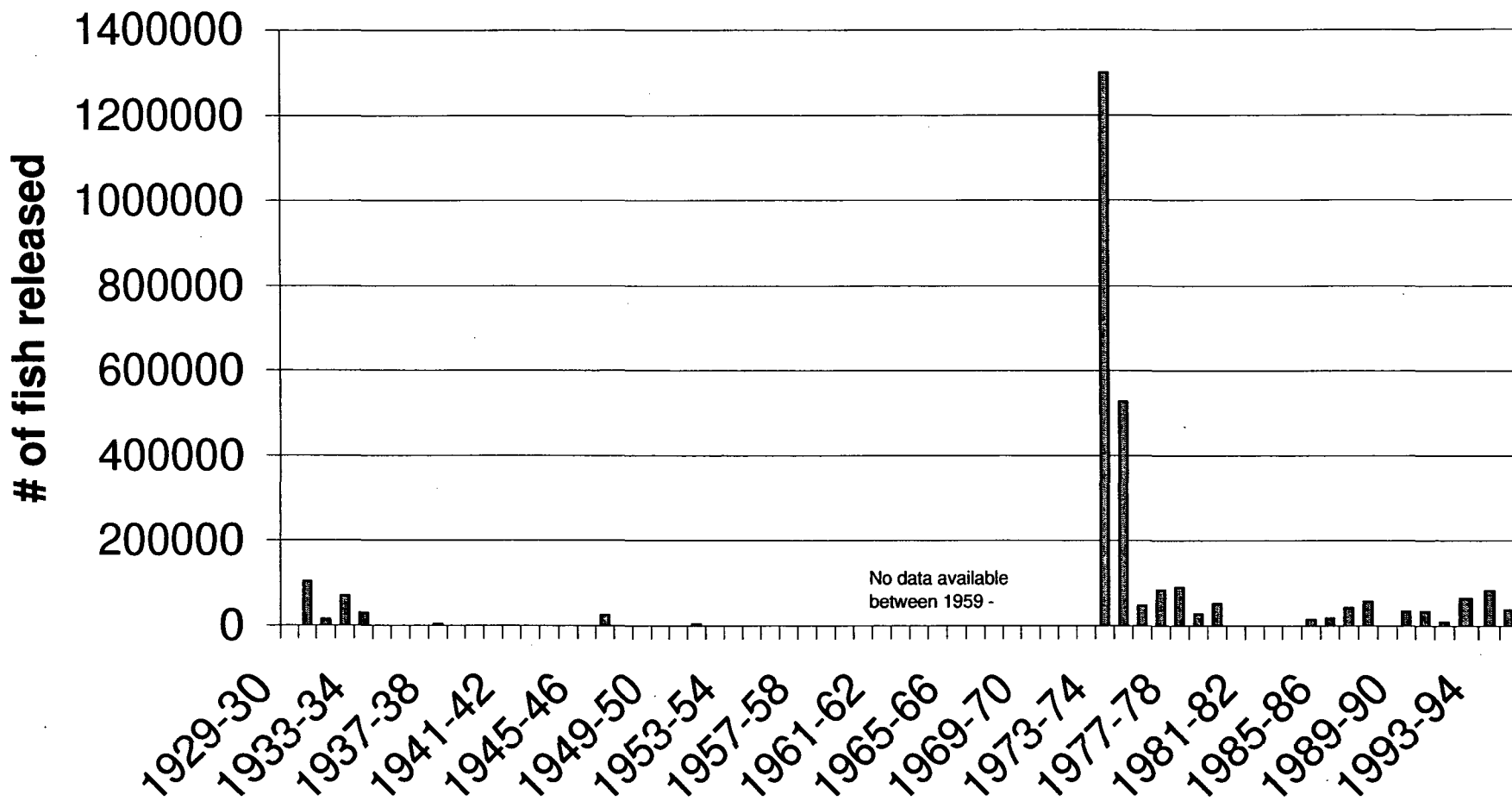
Coho Salmon Releases from Prairie Creek Hatchery, 1929 - 95



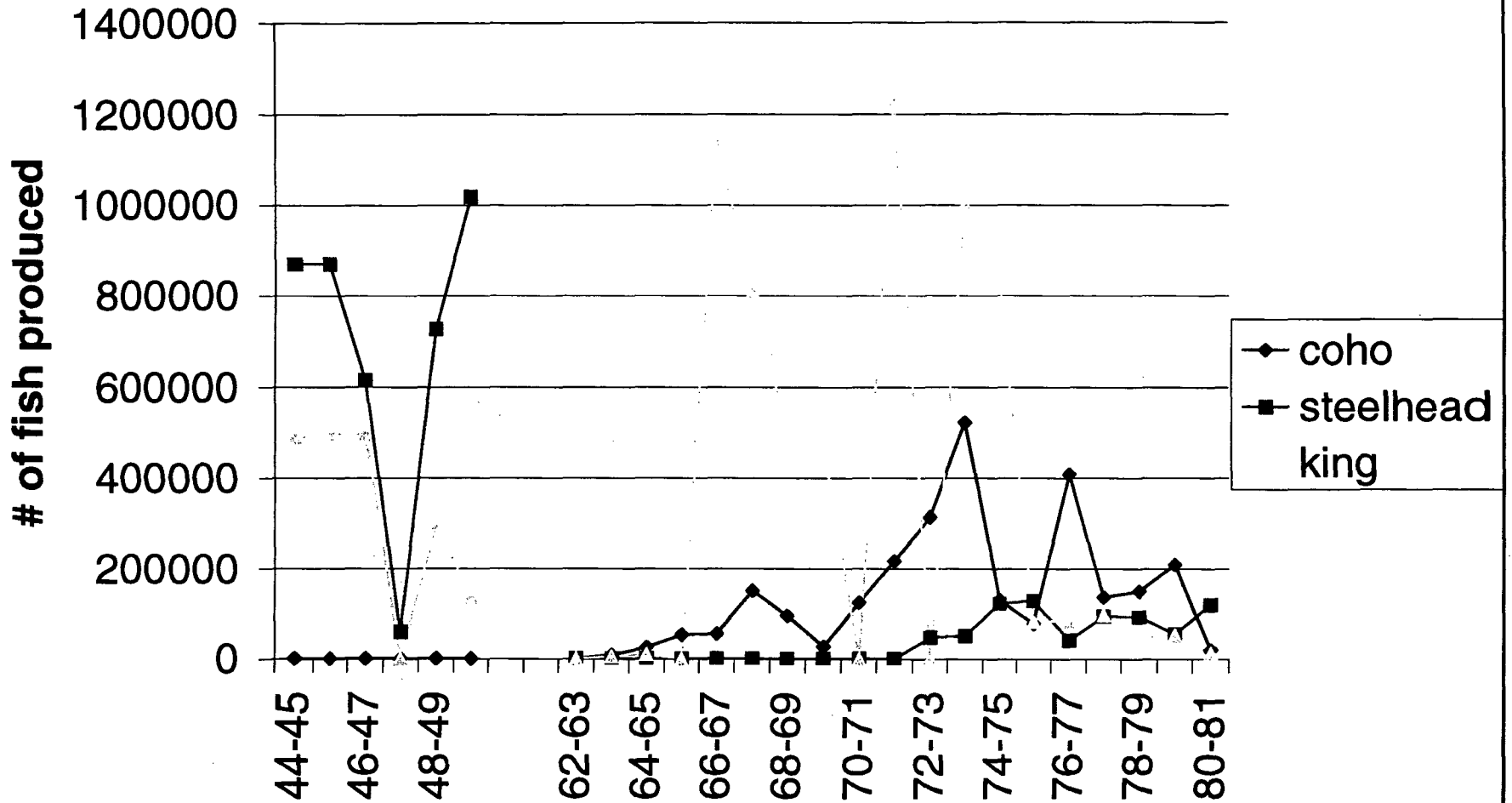
Steelhead Releases from Prairie Creek Hatchery, 1929 - 95



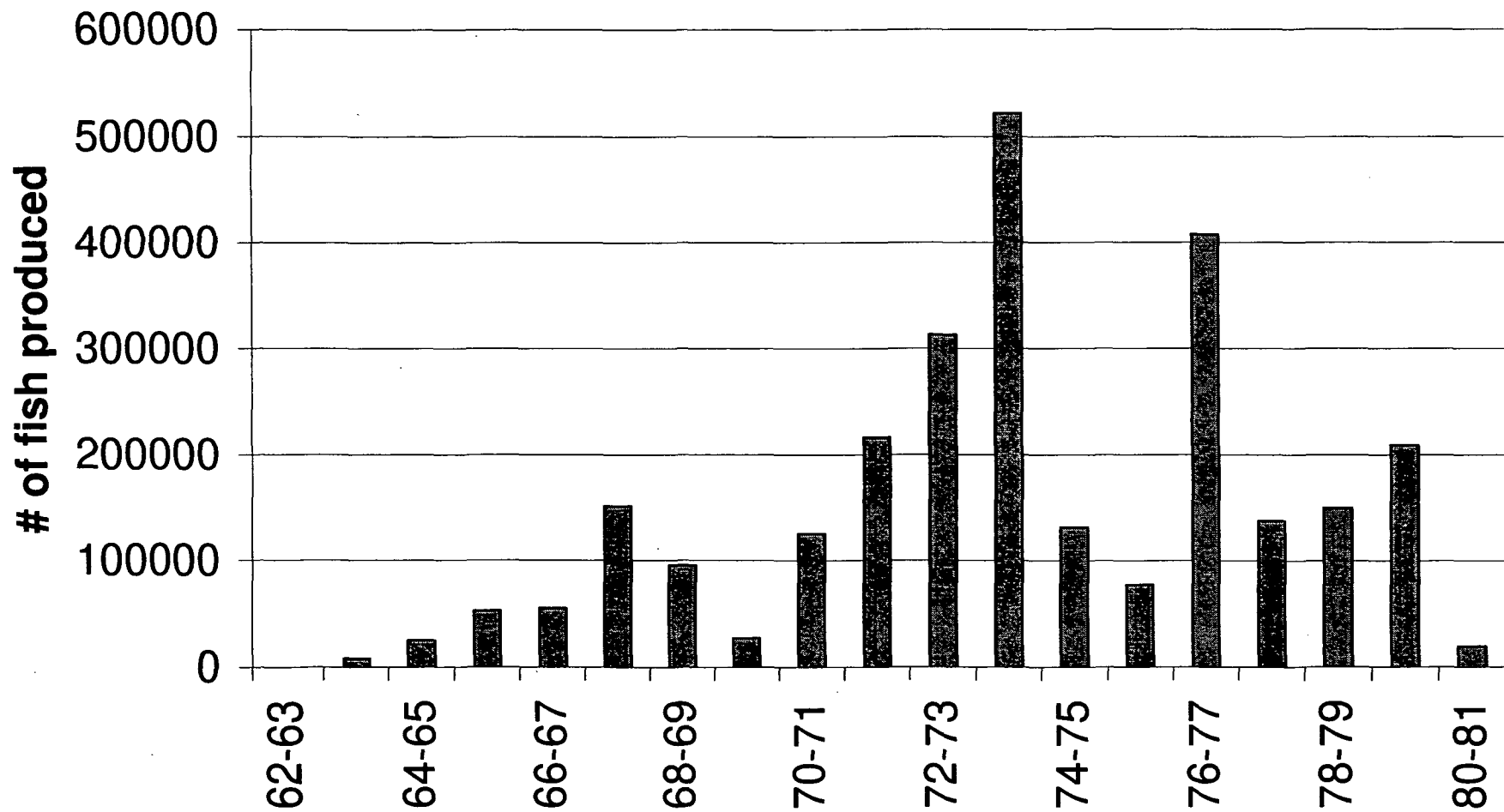
King Salmon Releases from Prairie Creek Hatchery, 1929 - 95



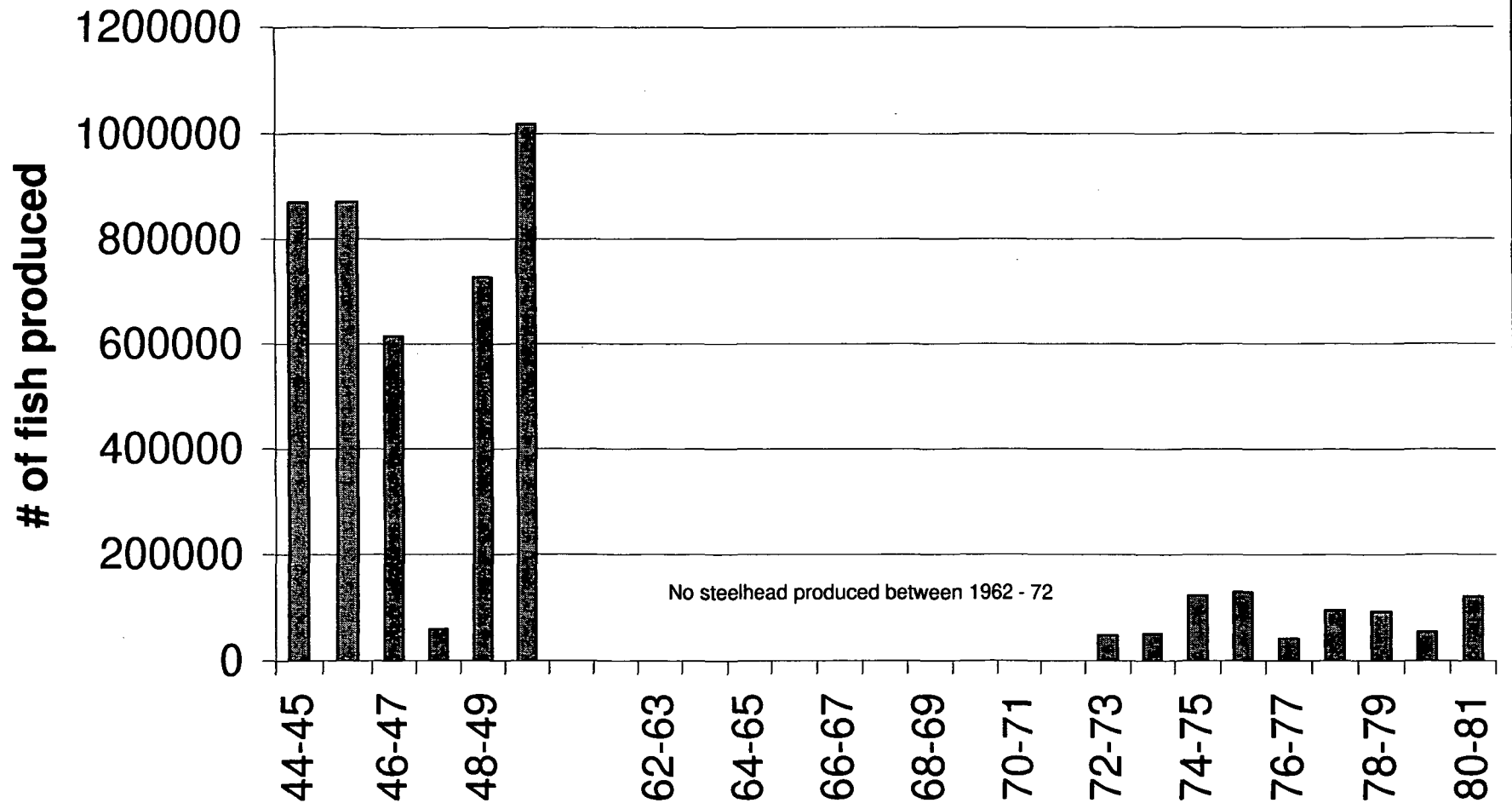
Fish Production at the Prairie Creek Hatchery, 1944 - 81



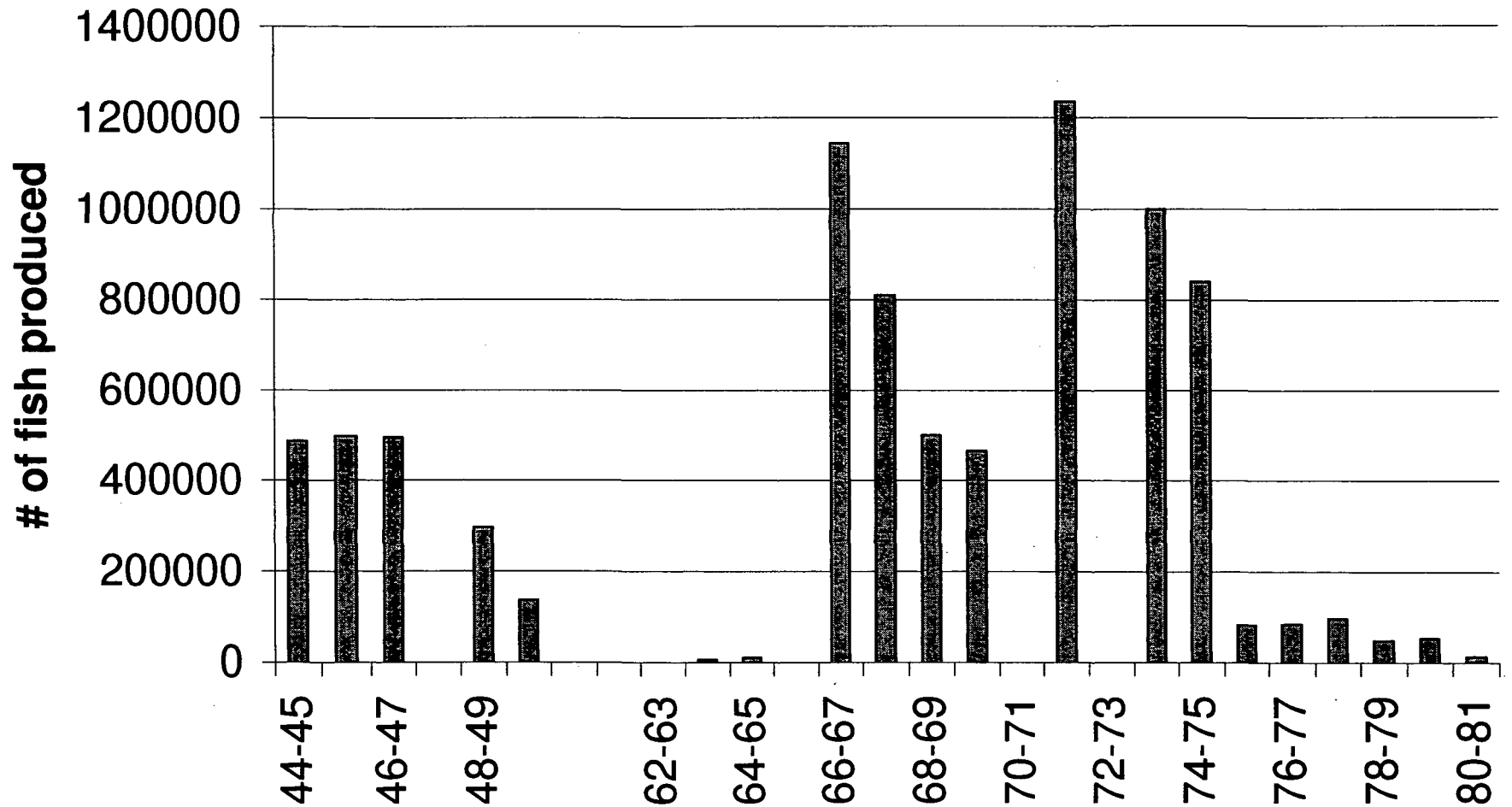
Coho Salmon Production at the Prairie Creek Hatchery, 1962 - 81



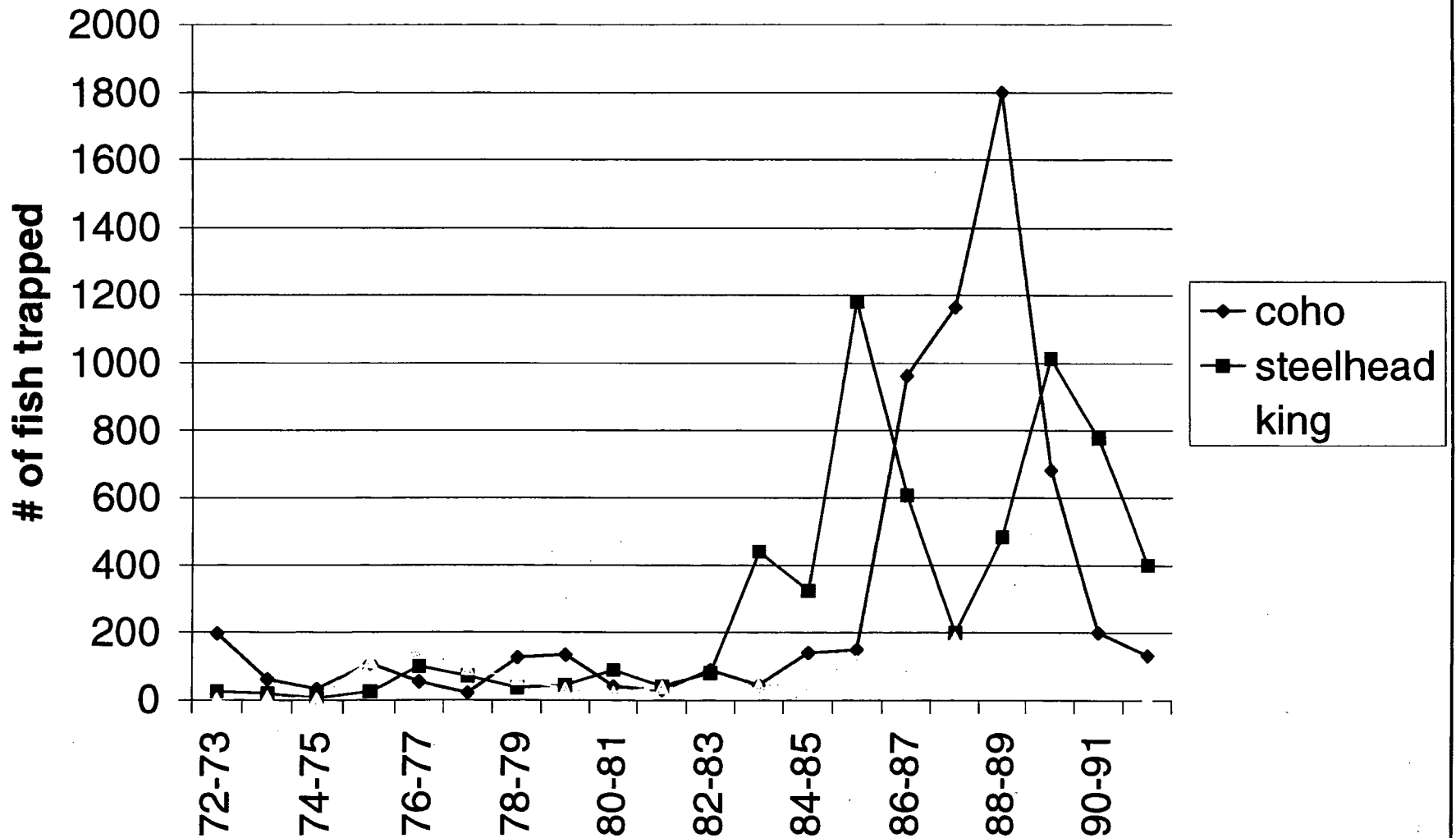
Steelhead Production at the Prairie Creek Hatchery, 1944 - 50 and 1962 - 81



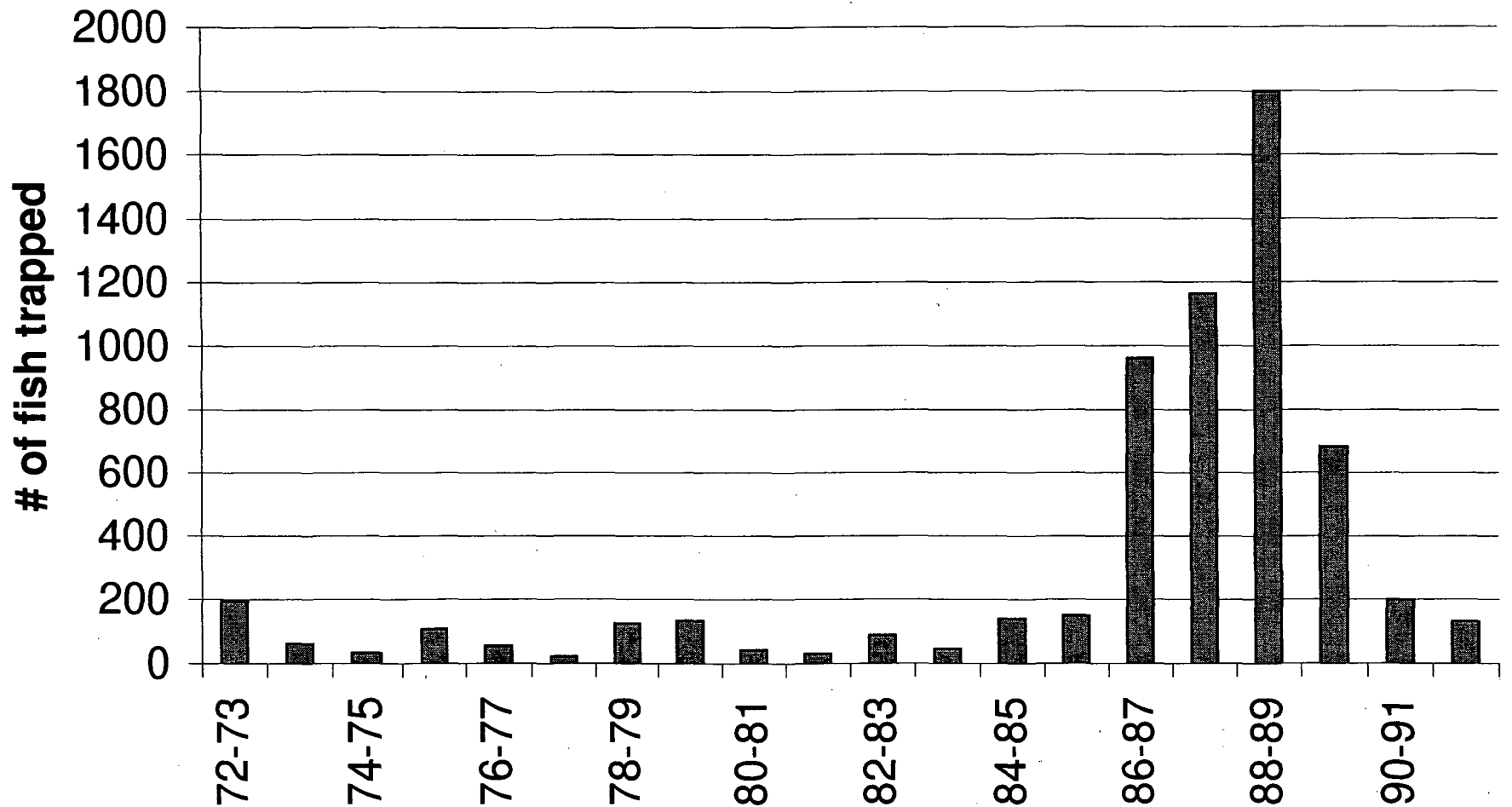
King Salmon Production at Prairie Creek Hatchery, 1944 - 50 and 1962 - 81



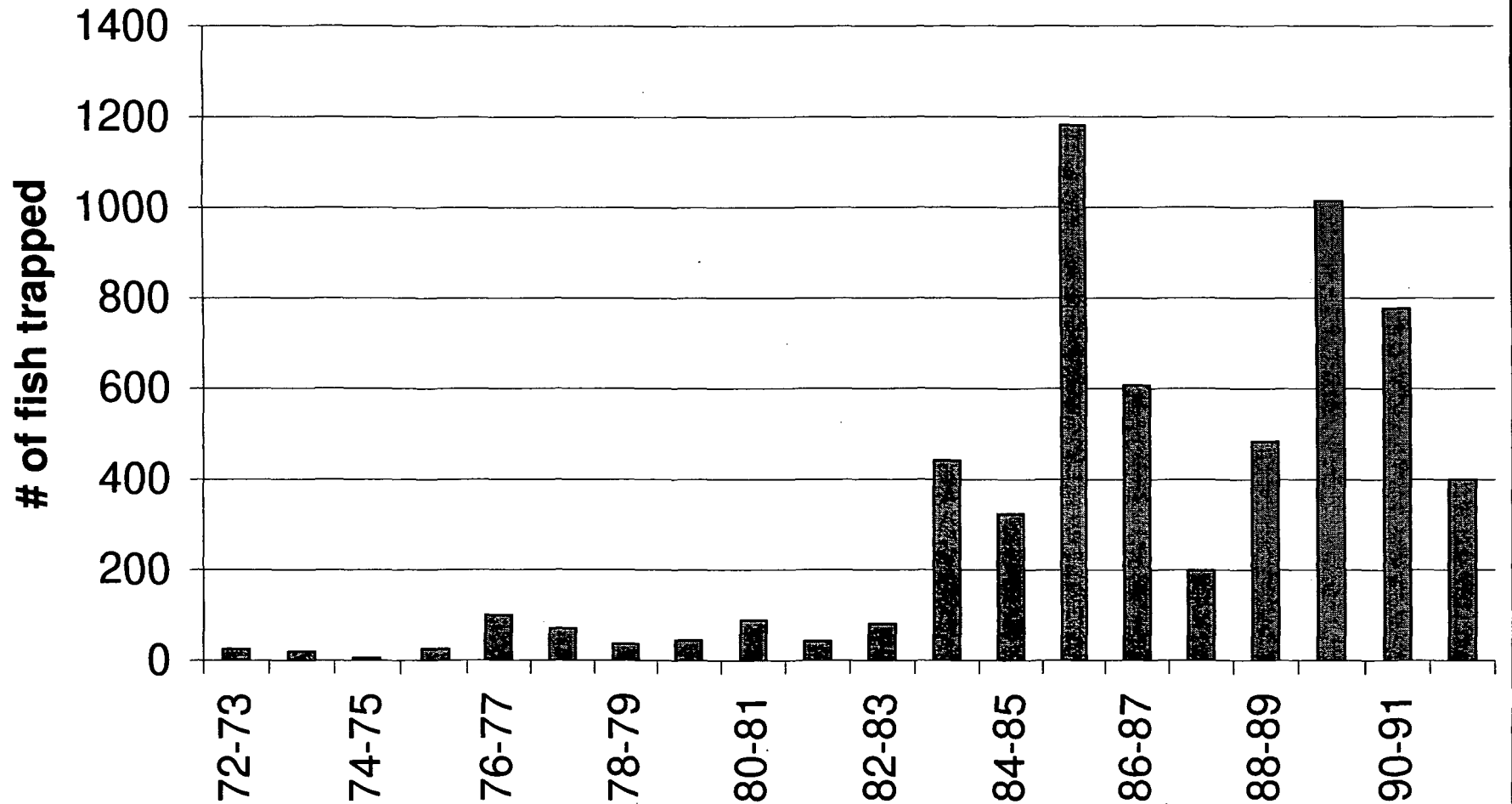
Fish Trapped at Prairie Creek Hatchery, 1972 - 92



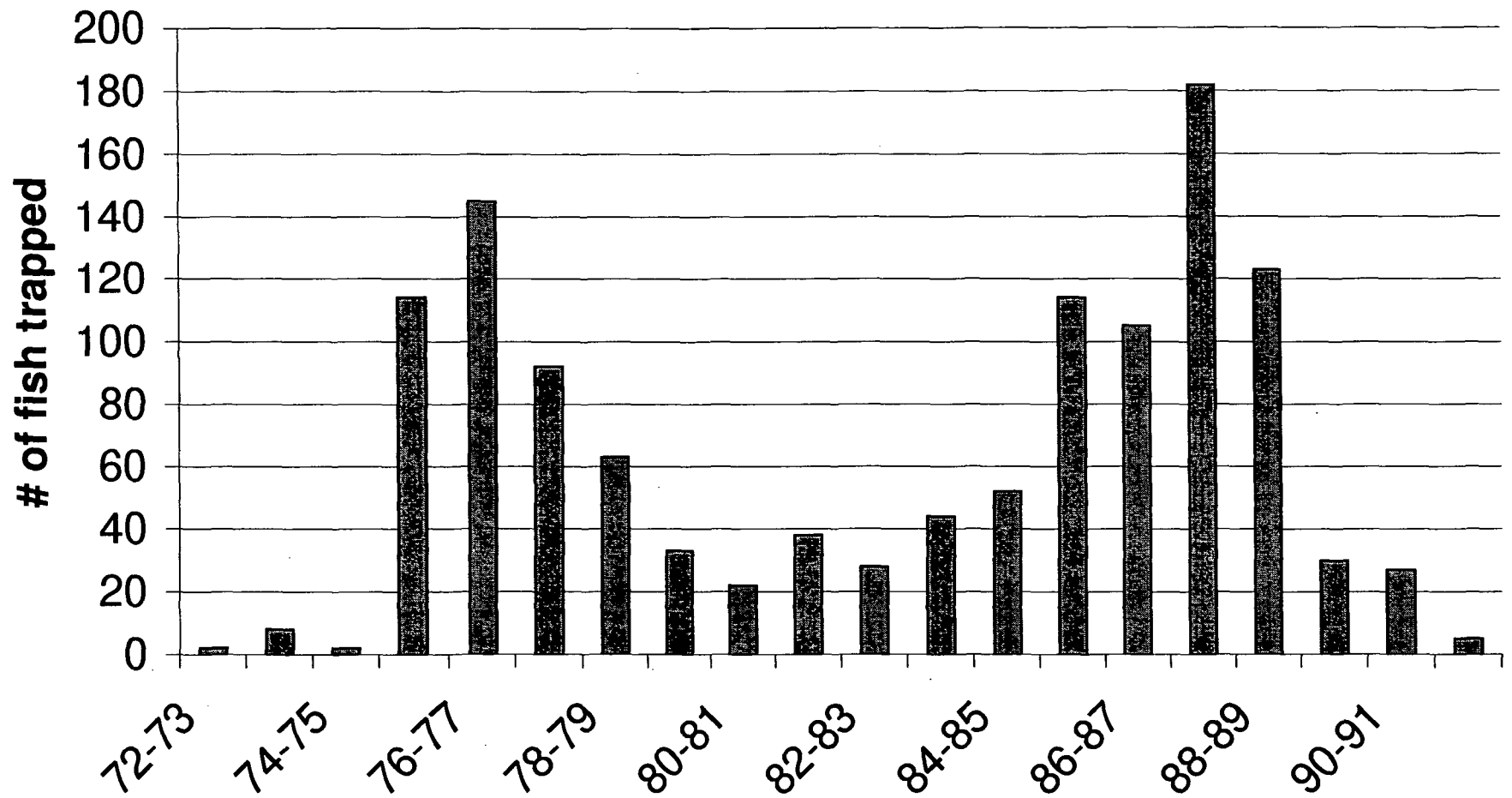
Coho Salmon Trapped at Prairie Creek Hatchery, 1972 - 92



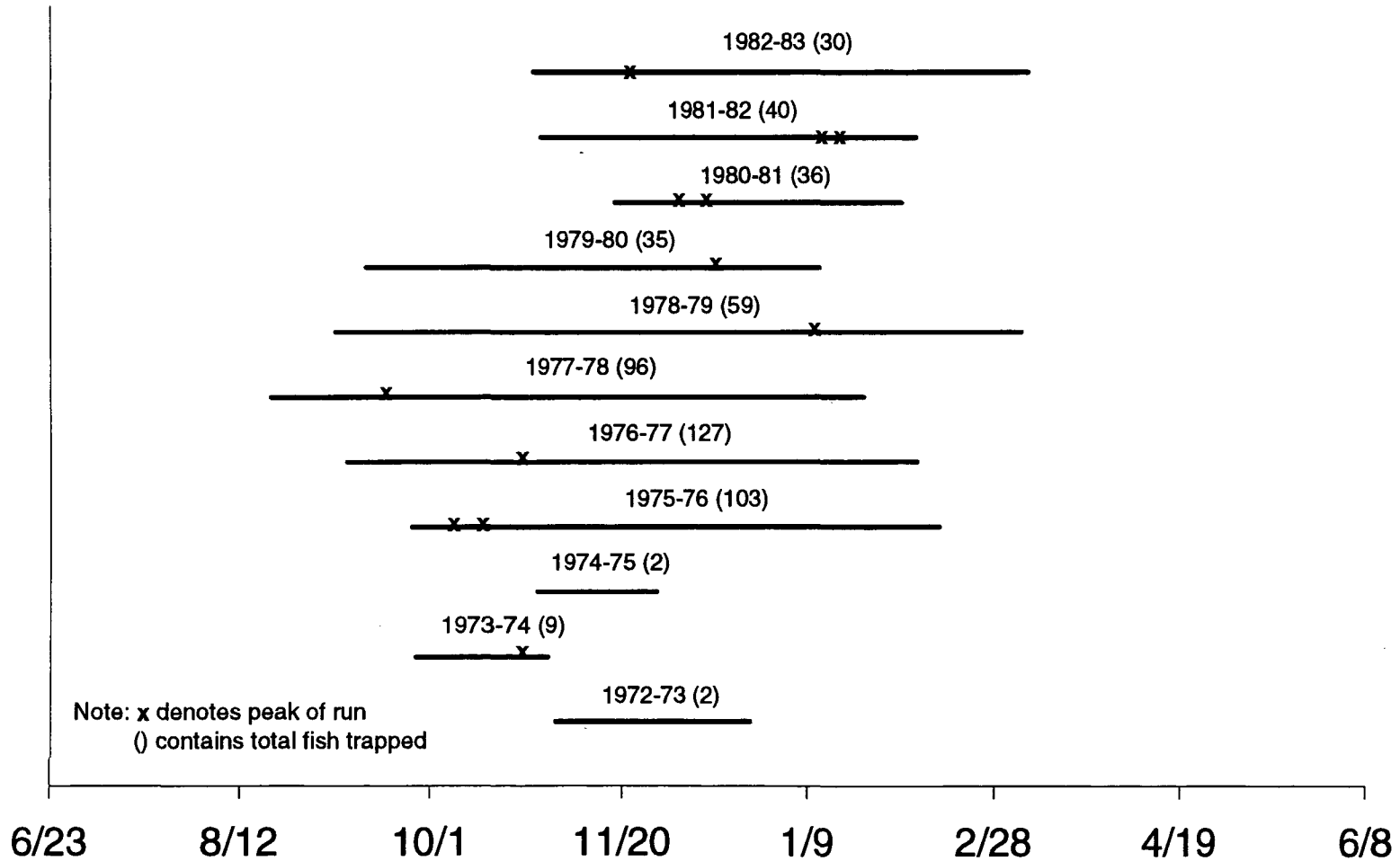
Steelhead Trapping at Prairie Creek Hatchery, 1972 - 92



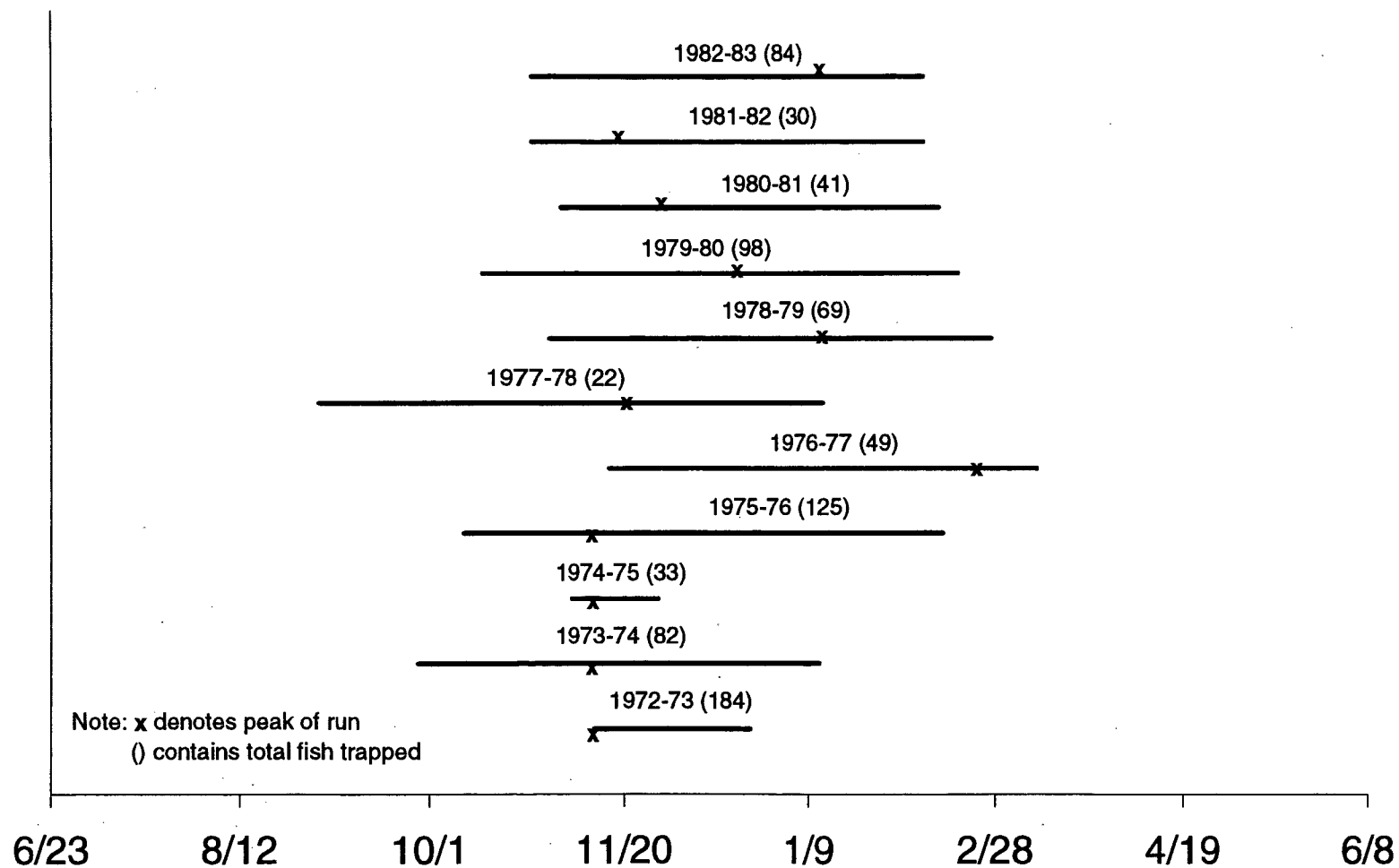
King Salmon Trapping at Prairie Creek Hatchery, 1972 - 92



Prairie Creek Hatchery Chinook Salmon Trapping Records, 1972-83



Prairie Creek Hatchery Coho Salmon Trapping Records, 1972-83



Prairie Creek Hatchery Steelhead Trapping Records, 1972-83

