

# CITY OF SIMI VALLEY

4-50

Water Quality Control Plant


NPDES NO. CA0055221

## 1999 ANNUAL REPORT

### City Council

Mayor	- Bill Davis
Mayor Pro Tem	- Paul Miller
Council Member	- Barbra Williamson
Council Member	- Glen T. Becerra
Council Member	- Steven T. Sojka
City Manager	- Mike Sedell
City Attorney	- David H. Hirsch
Utilities Engineer	- Michael Kleinbrodt
Deputy Director/Sanitation	- Jim Buell

Submitted By:



Ronald C. Coons, Director  
Department of Public Works

## INTRODUCTION

The 1999 Calendar Year tabular and graphical representations for the City of Simi Valley Water Quality Control Plant are enclosed within. These parameter controls are in keeping with NPDES Permit No. CA0055221.

City of Simi Valley Water Quality Control Environmental Testing Laboratory is approved and registered with the State Department of Public Health Services, the Sanitation and Radiation Laboratory at Berkeley, the Regional Water Quality Control Board, and the Environmental Protection Agency. The Environmental Laboratory Accreditation Program (ELAP), administered by the State Department of Health Services, annually certifies the City to perform the following fields of testing:

**Field of Testing 1:** Microbiology of Drinking Water — Total and Fecal E. coli, Coliform by Multiple Tube Fermentation, Total and E. coli Coliform by MMO - MUG techniques Heterotrophic Plate Count. Microbiology of Wastewater — Total Coliform by Multiple Tube Fermentation, and Fecal/E. coli by Multiple Tube Fermentation.

**Field of Testing 2:** Inorganic Chemistry and Physical Properties of Drinking Water — Alkalinity, Calcium, Chloride, Fluoride, Hardness, Magnesium, MBAS, Nitrate, Nitrite, Sodium, Sulfate, Total Filtrable Residue, Conductivity, Phosphate, and Cyanide.

**Field of Testing 16:** Wastewater Inorganic Chemistry, Nutrients, and Demands Acidity, Alkalinity, Ammonia, Biochemical Oxygen Demand, Boron, Calcium, Chemical Oxygen Demand, Chloride, Chlorine Residual, Cyanide, Fluoride, Hardness, Kjeldahl Nitrogen, Magnesium, Nitrate, Nitrite, Oil and Grease, Dissolved Oxygen, pH, Phenols, Orthophosphate, Total Phosphorus, Total Residue, Filterable Residue, Non-Filterable Residue, Settleable Residue, Volatile Residue, Sodium, Specific Conductance, Sulfate, Sulfide, Surfactants, Turbidity.

**Field of Testing 17:** Analysis of Toxic Chemical Elements In Wastewater Aluminum, Antimony, Barium, Beryllium, Cadmium, Chromium VI, Chromium Total, Cobalt, Copper, Iron, Lead, Manganese, Molybdenum, Nickel, Selenium, Silver, Thallium, Vanadium and Zinc.

**Field of Testing 18:** Organic Chemistry of Wastewater (by GC/MS Combination), EPA Method 624 Volatile Organics, and EPA Method 625.

*All other analyses were performed by an outside laboratory certified for such analyses by the Department of Health Services and in accordance with EPA guidelines and procedures.*

During the year, outside laboratories performed analyses for the City for which the City's laboratory was not set up to perform. These participating laboratories were:

Aquatic Bioassay Laboratory, Ventura, California  
Del Mar Analytical Laboratory, Van Nuys, California  
Performance Analytical Laboratory, Canoga Park, California  
Pat-Chem Laboratories, Moorpark, California

## KEY

In this report the following symbols are used:

A ( < ) sign in a table denotes "less than".

A ( > ) sign denotes "greater than".

A ( > = ) signs denotes "greater than or equal to".

A ( \* ) indicates "see summary" for an explanation.

A ( V ) denotes "in-house variable"

## TABLE OF CONTENTS

<u>SUBJECT</u>	<u>PAGE</u>
INTRODUCTION . . . . .	i
KEY . . . . .	ii
SUMMARY DATA TABLE . . . . .	1
MONTHLY AVERAGES OF INFLUENT FLOW FOR 1999 . . . . .	2
MONTHLY AVERAGES OF PEAK INFLUENT FLOW FOR 1999 . . . . .	4
MONTHLY AVERAGES OF DAILY INFLUENT MONITORING FOR 1999	
Biochemical Oxygen Demand . . . . .	6
Suspended Solids . . . . .	8
MONTHLY AVERAGES EFFLUENT 1999	
Million Gallons Per Day . . . . .	10
Biochemical Oxygen Demand . . . . .	12
Suspended Solids . . . . .	14
Chloride Residual . . . . .	16
Turbidity . . . . .	18
Coliform Group . . . . .	20
Grease and Oil . . . . .	22
pH . . . . .	24
Settleable Solids . . . . .	26
Temperature . . . . .	28
Ammonia Nitrogen . . . . .	30
Total Nitrogen . . . . .	32
Organic Nitrogen . . . . .	34
Methylene Blue Active Substances . . . . .	36
Bioassay . . . . .	38
Chronic Toxicity . . . . .	40
Boron . . . . .	42
Chlorides . . . . .	44
Fluoride . . . . .	46
Combined Nitrate-Nitrogen & Nitrite Nitrogen . . . . .	48
Sulfates . . . . .	50
Total Dissolves Solids . . . . .	52
HAULING REPORT SUMMARY	
Solid Waste Hauled to Simi Valley Landfill . . . . .	54
Solid Waste Hauled to Buttonwillow Land & Cattle Company . . . . .	56
RECEIVING WATER CONSTITUENTS FOR 1999	
Flow in CFS . . . . .	58
Temperature °F . . . . .	60
pH . . . . .	62
Biochemical Oxygen Demand . . . . .	64
Dissolved Oxygen . . . . .	66
<u>SUBJECT</u>	<u>PAGE</u>
Chloride . . . . .	68
Turbidity . . . . .	70



**TABLE OF CONTENTS (cont'd)**

<b><u>SUBJECT</u></b>	<b><u>PAGE</u></b>
Chlorine . . . . .	72
Most Porbable Number . . . . .	74
Settleable Solids . . . . .	76
Nitrate Nitrogen . . . . .	78
Nitrite Nitrogen . . . . .	80
Ammonia Nitrogen . . . . .	82
Organic Nitrogen . . . . .	84
Total Nitrogen . . . . .	86
Total Surfactants . . . . .	88
Total Phosphates . . . . .	90
Suspended Solids . . . . .	92
Total Dissolves Solids . . . . .	94
Oil and Grease . . . . .	96
Sulphate . . . . .	98
Boron . . . . .	100
Hardness . . . . .	102
Chronic Toxicity . . . . .	104
<b>MONTHLY AVERAGES OF DAILY TEMPERATURES AND PRECIPITATION FOR 1999 . . . . .</b>	<b>106</b>
<b>FEBRUARY—SEMI-ANNUAL TESTING</b>	
Arsenic, Cadmium, Chromium, Nickel, Lead, Zinc, Chlorinated Pesticides, N and P Pesticides, BNA, Total Petroleum Hydrocarbon . . . . .	108
<b>ATTACHMENT 1 - W-12 . . . . .</b>	<b>109</b>
<b>ATTACHMENT 2 - W-11 . . . . .</b>	<b>110</b>
<b>ATTACHMENT 3 - W-10 . . . . .</b>	<b>111</b>
<b>ATTACHMENT 4 - QA/QC REPORT . . . . .</b>	<b>112</b>
<b>AUGUST—SEMI-ANNUAL TESTING</b>	
Arsenic, Cadmium, Chromium, Nickel, Lead, Zinc, Chlorinated Pesticides, N and P Pesticides, BNA, Total Petroleum Hydrocarbon . . . . .	113
<b>ATTACHMENT 1 - W-12 . . . . .</b>	<b>114</b>
<b>ATTACHMENT 2 - W-11 . . . . .</b>	<b>115</b>
<b>ATTACHMENT 3 - W-10 . . . . .</b>	<b>116</b>
<b>ATTACHMENT 4 - QA/QC REPORT . . . . .</b>	<b>117</b>
<b>ANALYTICAL QUALITY ASSURANCE PROGRAM ORGANIZATION . . . . .</b>	<b>118</b>
<b>CITY OF SIMI VALLEY, SANITATION DIVISION</b>	
<b>OPERATING PERSONNEL 1999 . . . . .</b>	<b>133</b>
<b>SUMMARY . . . . .</b>	<b>134</b>

**SUMMARY DATA TABLE**  
**VIOLATIONS OF EFFLUENT DISCHARGE REQUIREMENTS**

REQUIREMENT	JAN	FEB	MAR	APR	MAY	JUN	JUL	AUG	SEP	OCT	NOV	DEC	TOTAL
<b>EFFLUENT LIMITATION</b> 7-Day Median MPN - 2.2	--	3	--	--	---	--	--	--	--	--	--	--	3
<b>EFFLUENT LIMITATION</b> Daily Value not to exceed 5 NTU	--	--	--	--	--	--	--	--	--	--	2	--	2
<b>TOTAL</b>													5

**MONTHLY AVERAGES OF INFLUENT FLOW FOR 1999**

Million Gallons per Day

<u>Month</u>	<u>MGD</u>
January	9.1
February	9.1
March	9.0
April	9.1
May	9.1
June	9.0
July	9.0
August	8.6
September	9.0
October	9.0
November	8.9
December	9.3
Average	9.0
W.Q.C.B. Limit	No Limit

# Monthly Averages Of Influent Flow MGD

1999 - V1



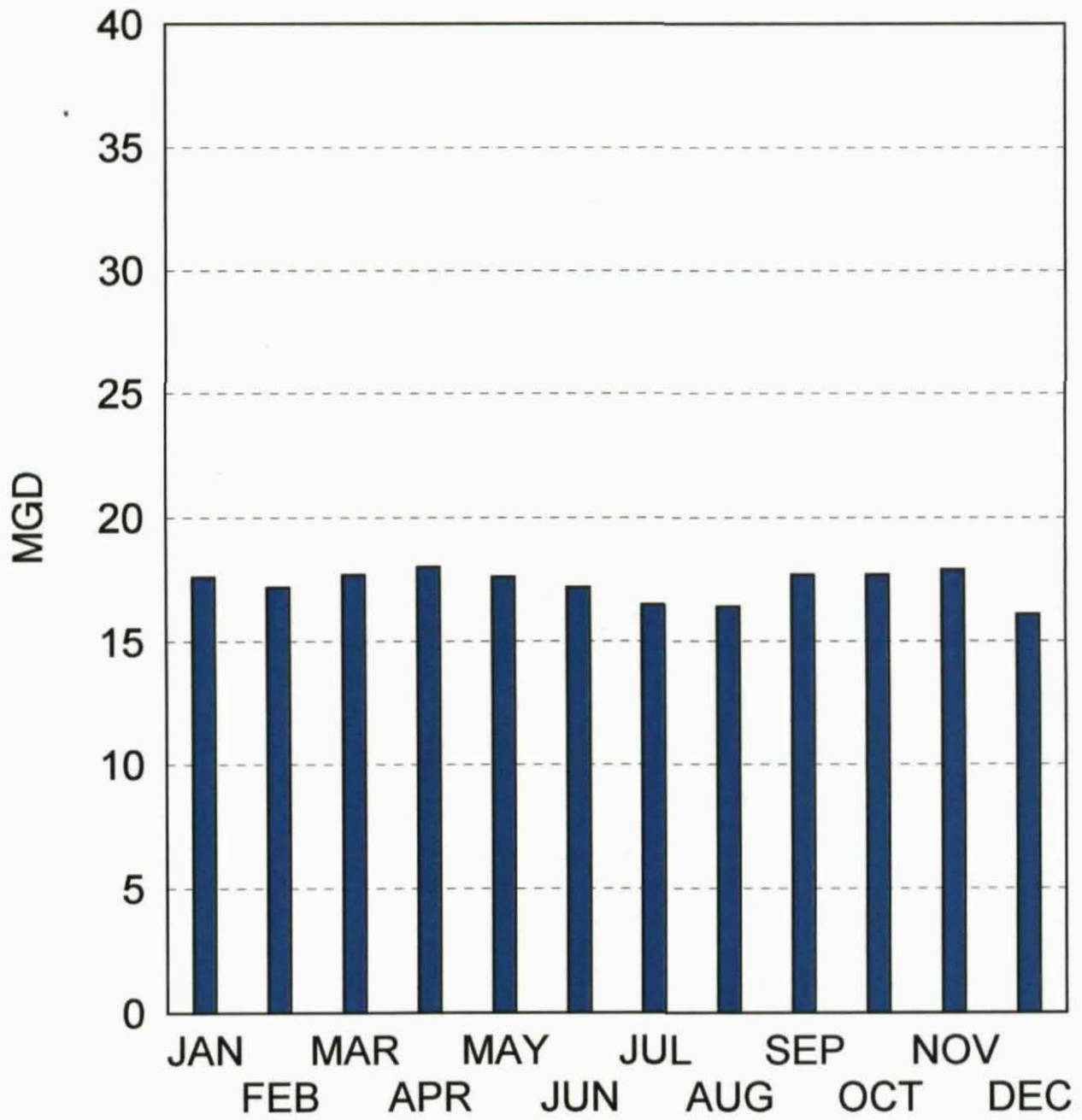
**MONTHLY AVERAGES OF PEAK FLOW FOR 1999**

Million Gallons per Day

<b>Month</b>	<b>MGD</b>
January	17.6
February	17.2
March	17.7
April	18.0
May	17.6
June	17.2
July	16.5
August	16.4
September	17.7
October	17.7
November	17.9
December	16.1
Average	17.3
W.Q.C.B. Limit	No Limit

# Peak Influent Flow MGD

1999 - V119



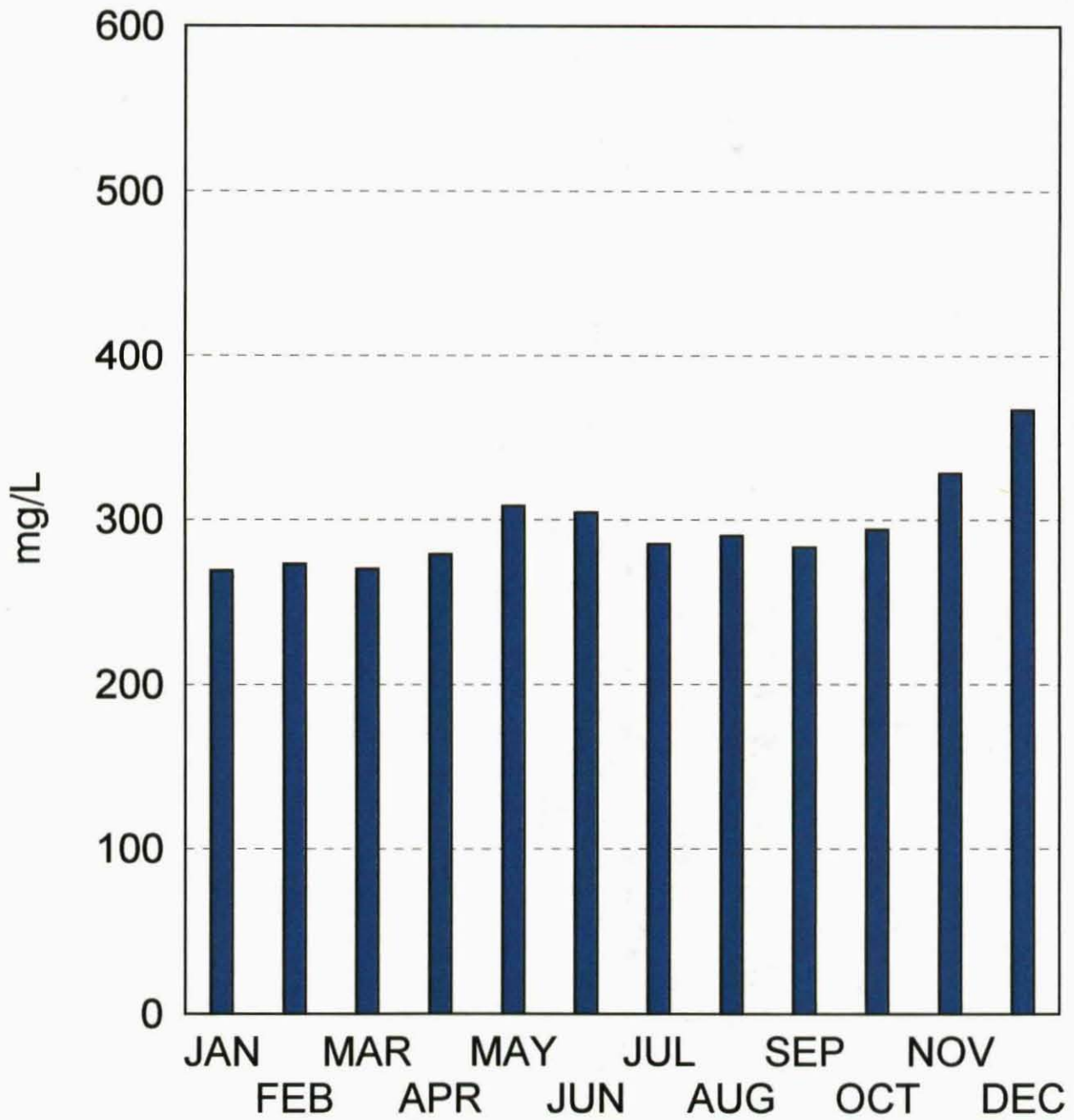
**MONTHLY AVERAGES OF DAILY INFLUENT  
MONITORING FOR 1999**

Biochemical Oxygen Demand

<u>Month</u>	<u>mg/L</u>	<u>lbs/Day</u>
January	269	20462
February	273	20730
March	270	20371
April	279	21137
May	308	23411
June	304	22717
July	285	21262
August	290	20574
September	283	21310
October	294	21991
November	328	23606
December	367	28360
Average	296	22161
W.Q.C.B. Limit	No Limit	No Limit

# Monthly Averages Of Influent BOD

1999 - V307





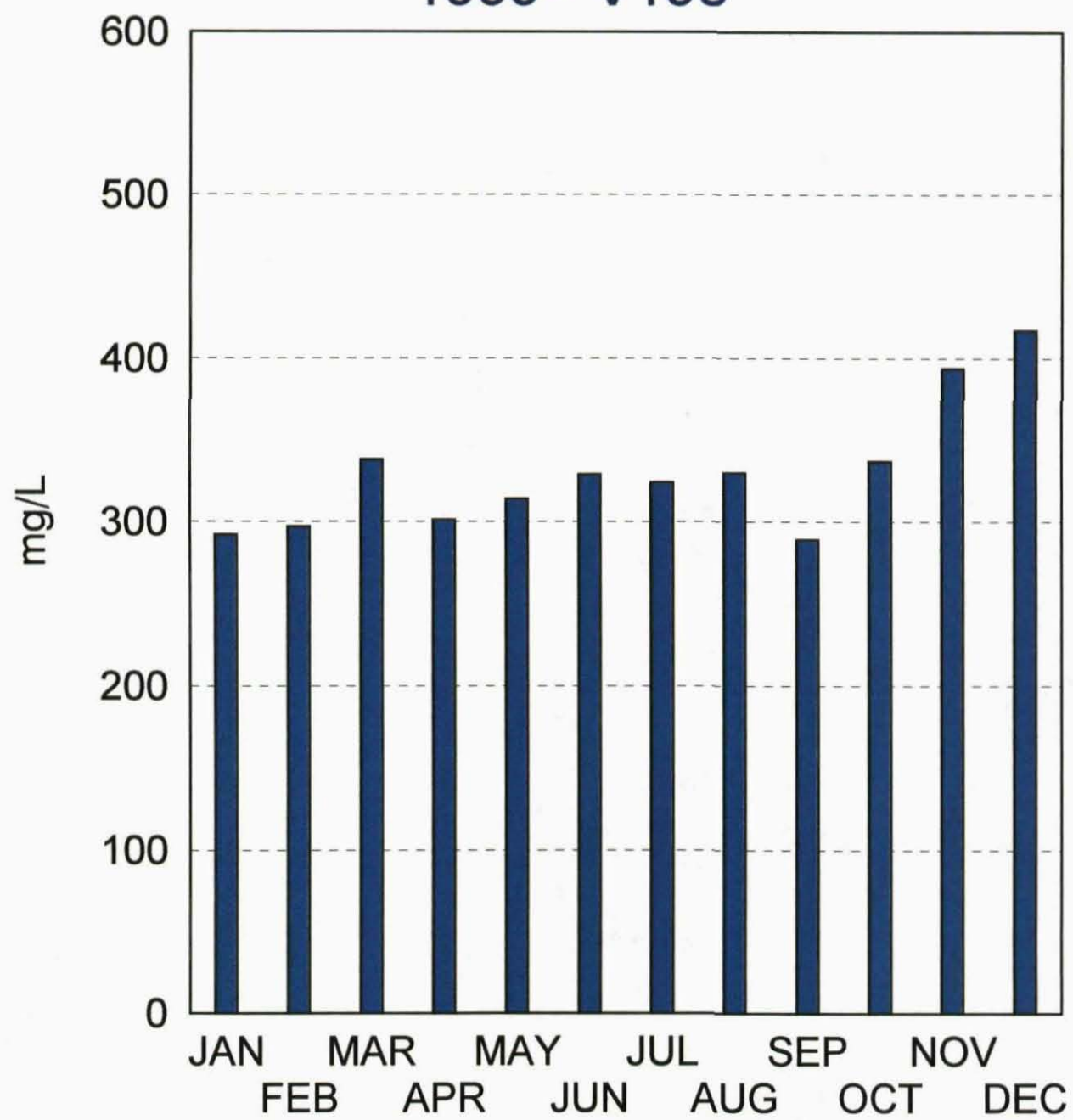
MONTHLY AVERAGES OF DAILY INFLUENT  
MONITORING FOR 1999

Suspended Solids

<u>Month</u>	<u>mg/L</u>	<u>lbs/Day</u>
January	292	22195
February	297	22582
March	338	25480
April	301	22821
May	314	23916
June	329	24625
July	324	24181
August	330	23648
September	289	21791
October	337	25165
November	394	28305
December	417	32244
Average	330	24746
W.Q.C.B. Limit	No Limit	No Limit

# Averages Of Influent Suspended Solids

1999 - V195



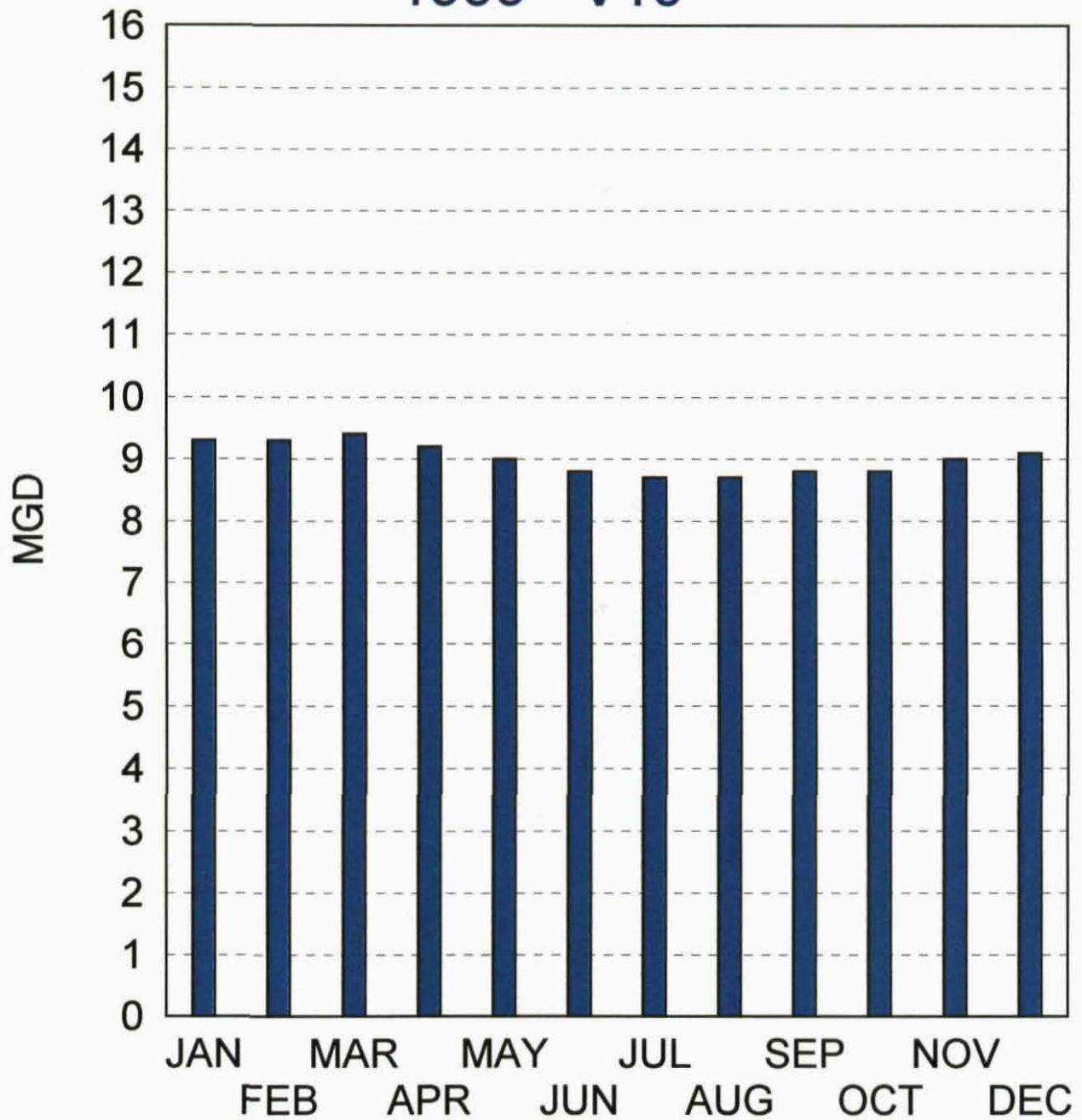
**MONTHLY AVERAGES OF EFFLUENT FLOW FOR 1999**

Million Gallons per Day

<u>Month</u>	<u>MGD</u>
January	9.3
February	9.3
March	9.4
April	9.2
May	9.0
June	8.8
July	8.7
August	8.7
September	8.8
October	8.8
November	9.0
December	9.1
Average	9.0
W.Q.C.B. Limit	No Limit

# Monthly Averages Of Effluent Flow MGD

1999 - V10



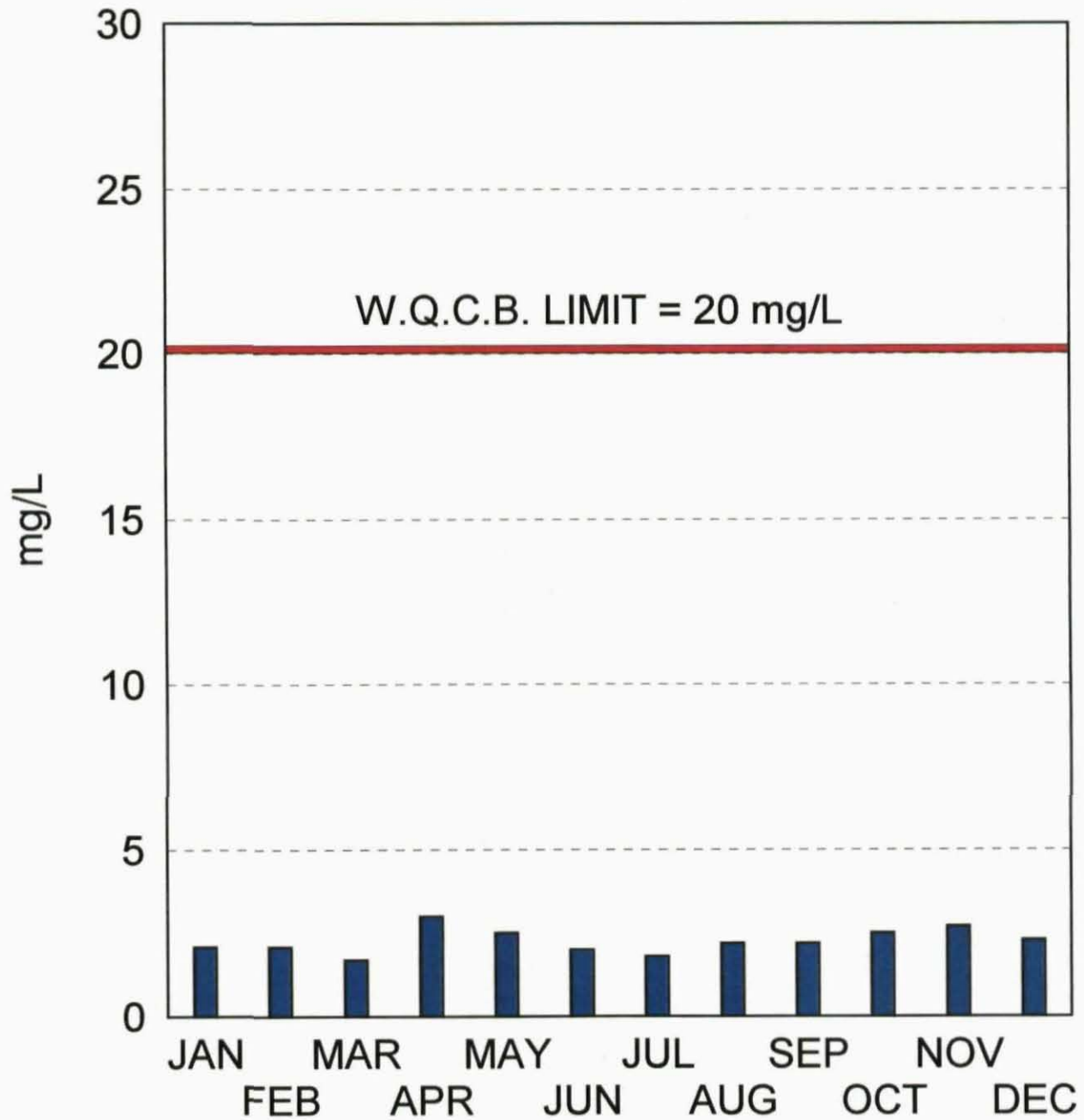
# MONTHLY AVERAGES OF EFFLUENT MONITORING FOR 1999

## Biochemical Oxygen Demand

<u>Month</u>	<u>mg/L</u>	<u>lbs/day</u>	<u>7 Day Average mg/L</u>	<u>7 Day Average lbs/day</u>
January	2.1	165	2.0	158
February	2.1	161	2.1	166
March	1.7	135	1.8	140
April	3.0	233	2.9	223
May	2.5	188	2.6	193
June	2.0	145	2.0	151
July	1.8	126	1.7	126
August	2.2	159	2.2	160
September	2.2	158	2.0	148
October	2.5	182	2.6	188
November	2.7	203	2.6	187
December	2.3	178	2.5	186
Average	2.26	170	2.3	169
W.Q.C.B. Limit	20	2085	30	3130

# Monthly Averages Of Daily Effluent BOD

1999 - V311



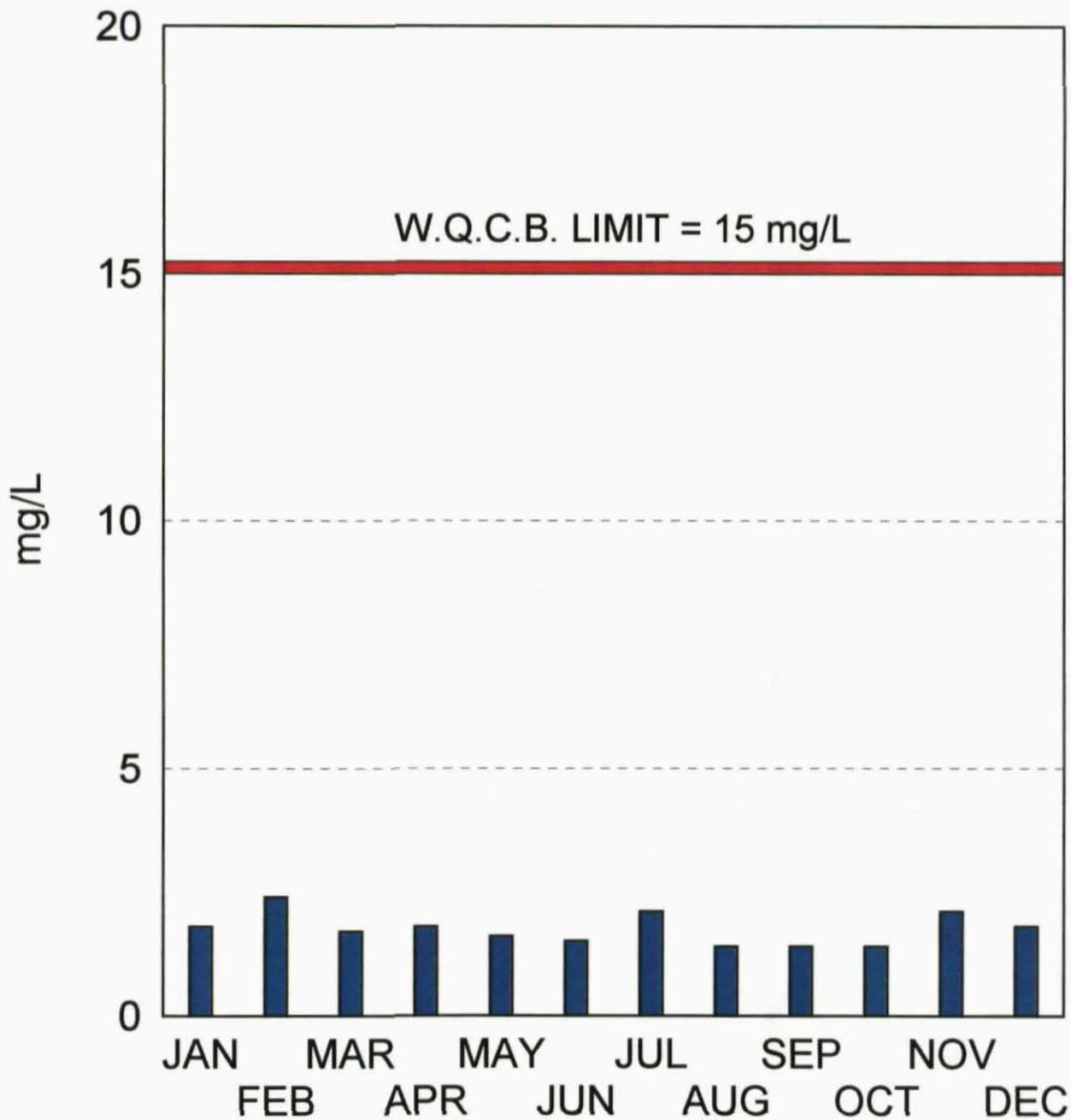
**MONTHLY AVERAGES OF EFFLUENT MONITORING FOR 1999**

Suspended Solids

<u>Month</u>	<u>mg/L</u>	<u>lbs/day</u>	<u>7 Day Average mg/L</u>	<u>7 Day Average lbs/day</u>
January	1.8	136	1.8	137
February	2.4	181	2.3	174
March	1.7	130	1.7	134
April	1.8	139	1.8	140
May	1.6	122	1.7	126
June	1.5	109	1.4	105
July	2.1	140	2.1	144
August	1.4	101	1.4	102
September	1.4	104	1.4	103
October	1.4	100	1.4	101
November	2.1	150	2.0	144
December	1.8	135	1.8	132
Average	2.0	129	1.7	129
W.Q.C.B. Limit	15	1560	40	4690

# Averages Of Effluent Suspended Solids

1999 - V202





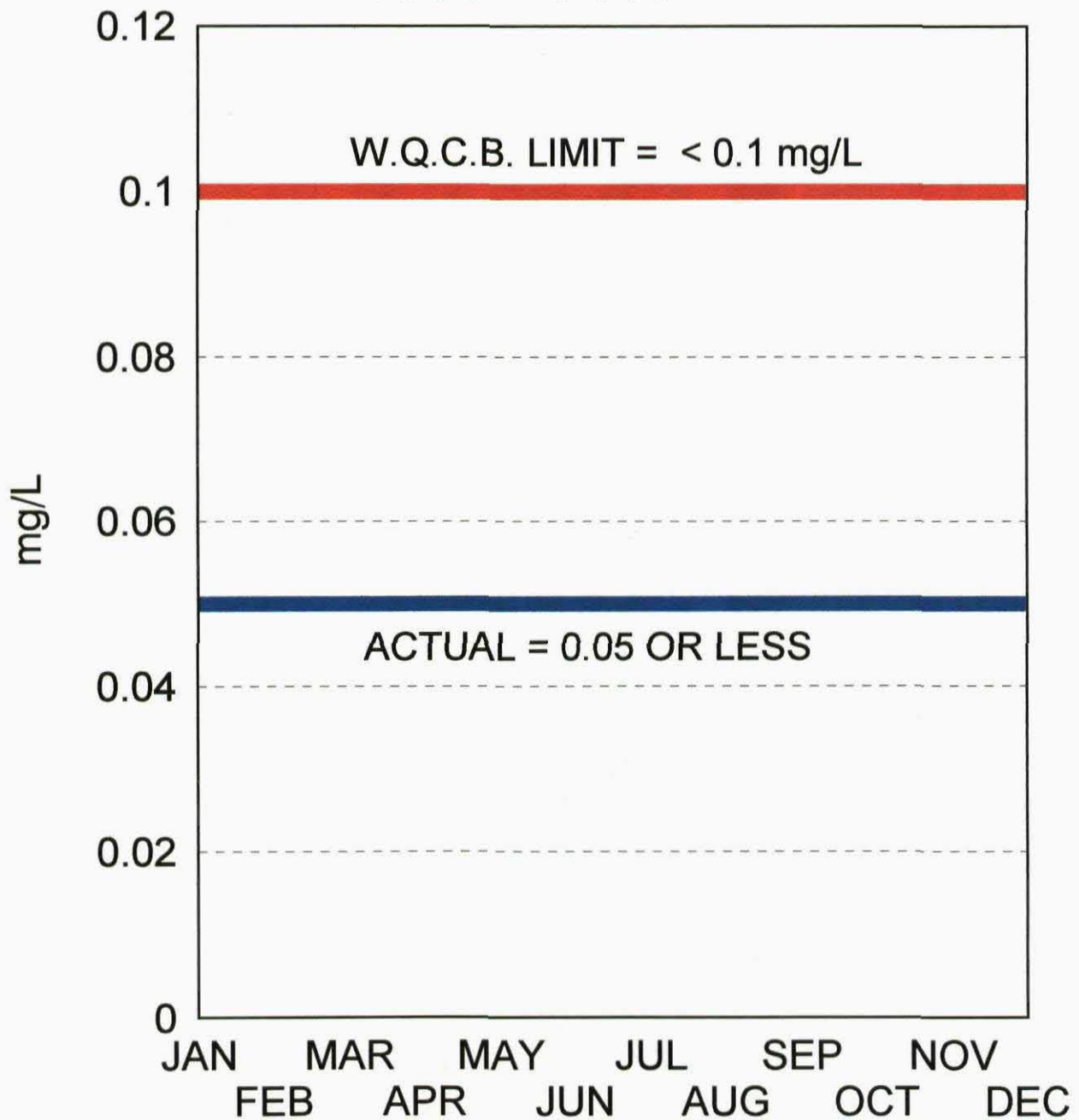
MONTHLY MAXIMUM EFFLUENT STRIP CHART  
MONITORING FOR 1999

Chlorine Residual - mg/L

<u>Month</u>	<u>mg/L</u>
January	0.0
February	0.0
March	0.0
April	0.0
May	0.0
June	0.0
July	0.0
August	0.0
September	0.0
October	0.0
November	0.0
December	0.0
Average	0.0
W.Q.C.B. Limit	0.1

# Maximum Effluent Chlorine Residual

1999 - V117



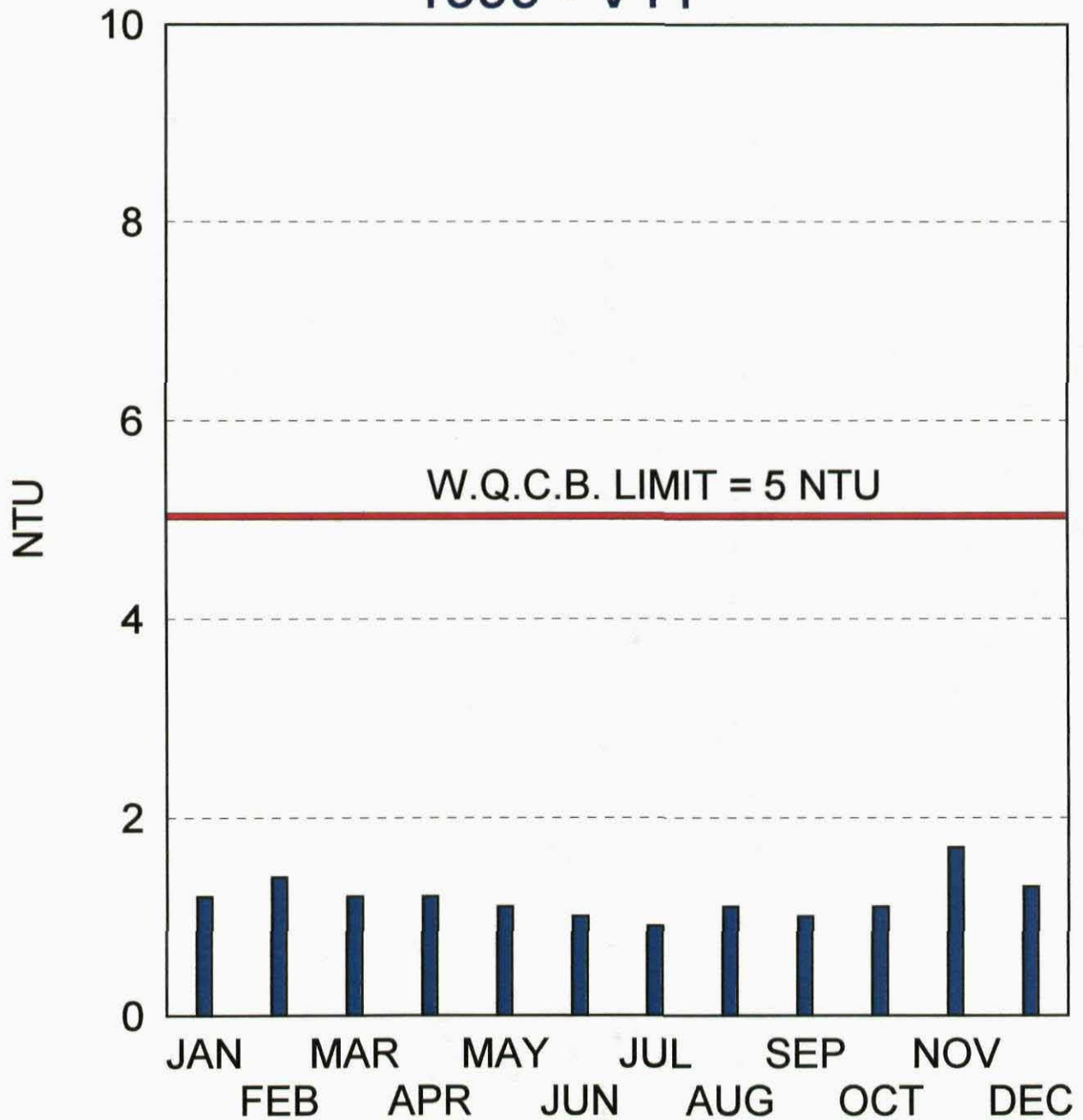
MONTHLY AVERAGES OF DAILY STRIP CHART  
MONITORING 1999

Turbidity

<u>Month</u>	<u>NTU</u>
January	1
February	1
March	1
April	1
May	1
June	1
July	1
August	1
September	1
October	1
November	2
December	1
Average	1
W.Q.C.B. Limit	5

# Averages Of Effluent Turbidity

1999 - V11

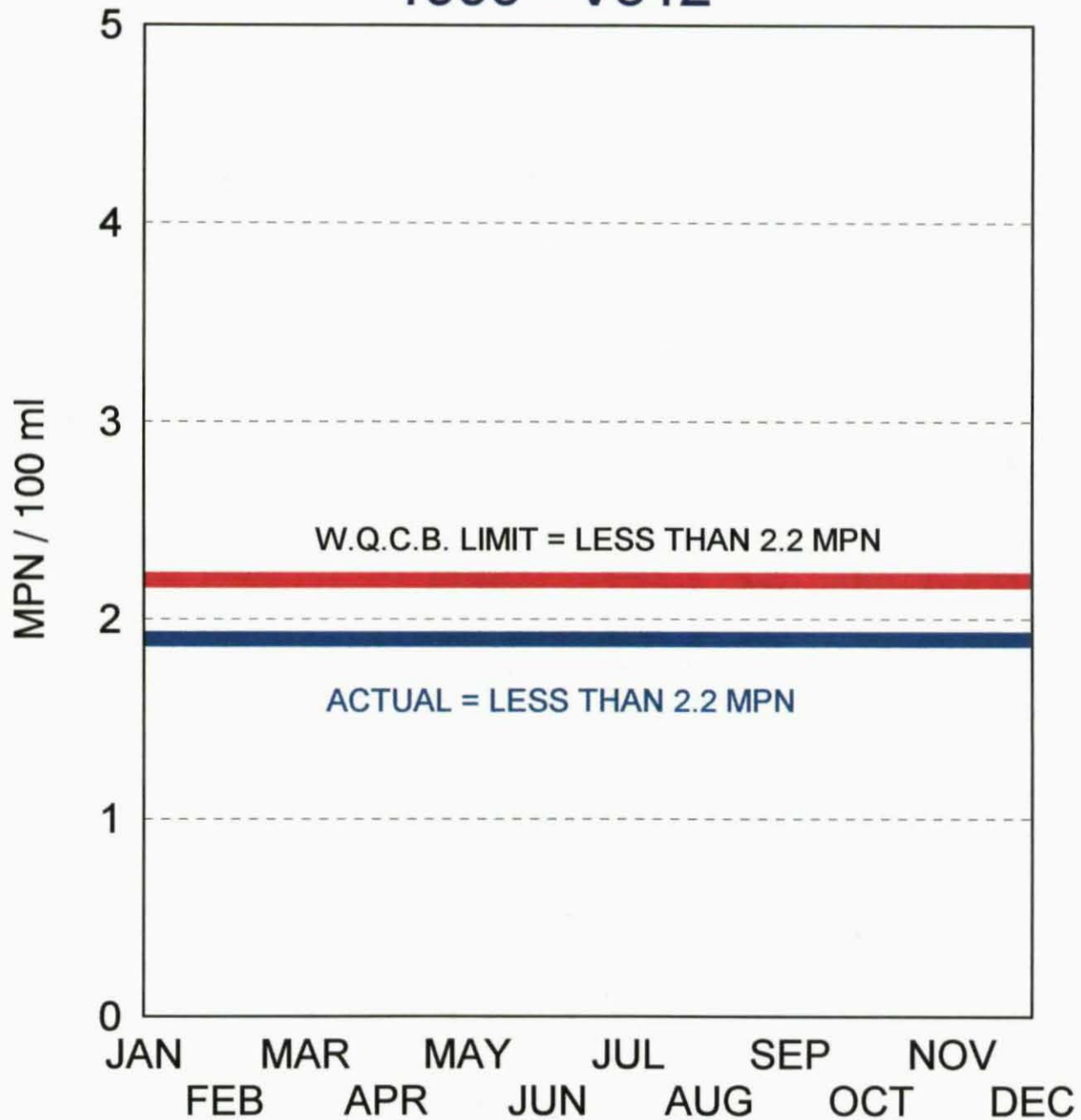


MONTHLY MEDIAN OF DAILY EFFLUENT  
MONITORING FOR 1999

Coliform Group

<u>Month</u>	<u>MPN/100 ml</u>
January	<2
February	<2
March	<2
April	<2
May	<2
June	<2
July	<2
August	<2
September	<2
October	<2
November	<2
December	<2
Average	<2
W.Q.C.B. Limit	2.2

# Median Of Effluent Coliform Group 1999 - V312



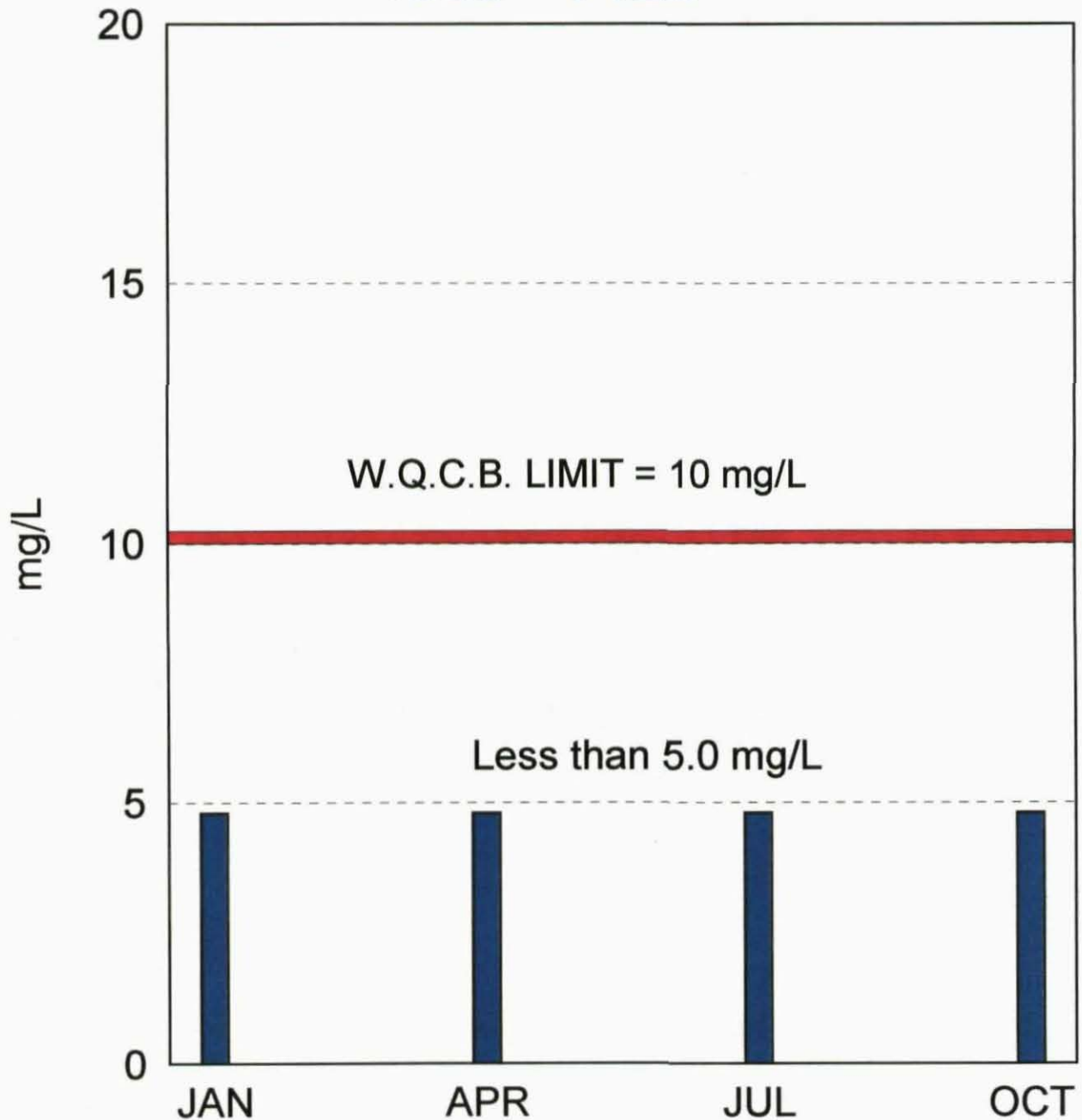
MONTHLY AVERAGES OF WEEKLY EFFLUENT  
MONITORING FOR 1999

Grease and Oil (mg/L)

<u>Month</u>	<u>mg/L</u>	<u>lbs/day</u>
January	<5	N/A
April	<5	N/A
July	<5	N/A
October	<5	N/A
Average	<5	N/A
W.Q.C.B. Limit	10	1040

# Monthly Averages Of Grease And Oil

1999 - V125





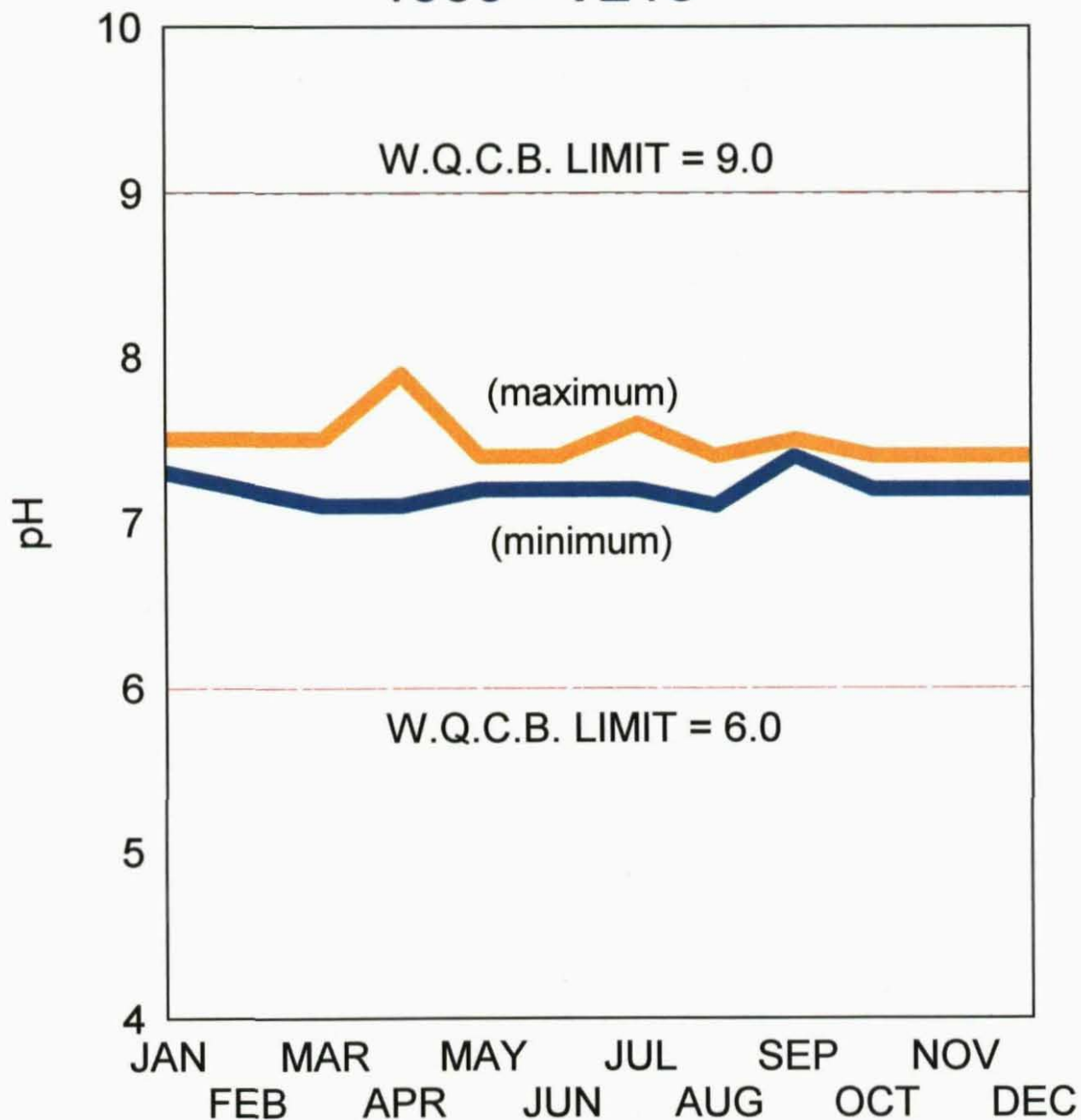
MONTHLY SUMMARY OF EFFLUENT MONITORING  
FOR 1999

pH

<u>Month</u>	<u>Minimum</u>	<u>Maximum</u>
January	7.3	7.5
February	7.2	7.5
March	7.1	7.5
April	7.1	7.9
May	7.2	7.4
June	7.2	7.4
July	7.2	7.6
August	7.1	7.4
September	7.1	7.5
October	7.2	7.5
November	7.2	7.4
December	7.2	7.4
Average	Min. 7.2	Max. 7.5
W.Q.C.B. Limit	Min. 6.0	Max. 9.0

# Min And Max Of Effluent pH

1999 - V216



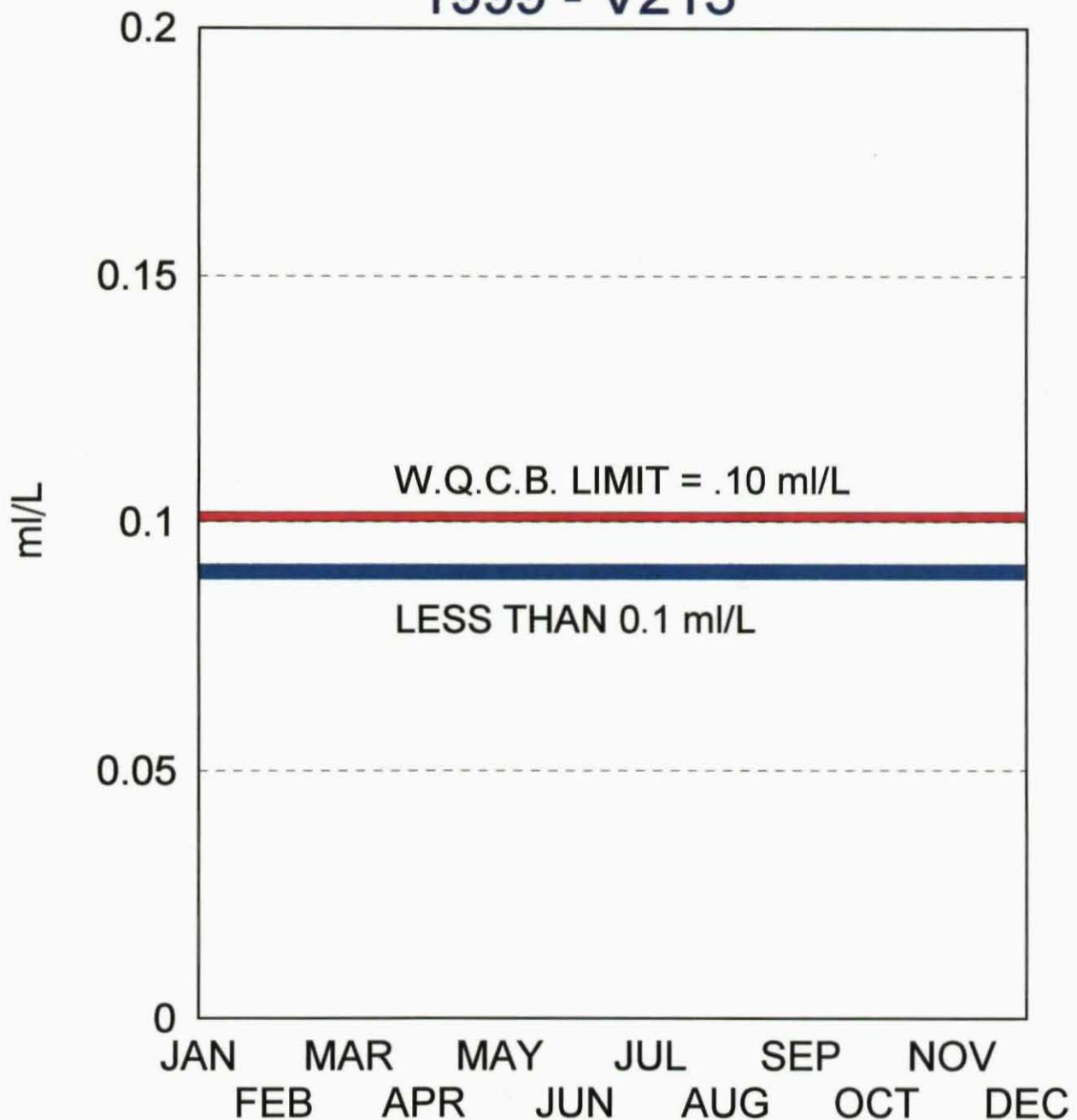
MONTHLY AVERAGES OF WEEKLY EFFLUENT  
MONITORING FOR 1999

Settleable Solids

<u>Month</u>	<u>ml/L</u>
January	<0.1
February	<0.1
March	<0.1
April	<0.1
May	<0.1
June	<0.1
July	<0.1
August	<0.1
September	<0.1
October	<0.1
November	<0.1
December	<0.1
Average	<0.1
W.Q.C.B. Limit	0.1

# Effluent Average Of Settleable Solids

1999 - V213



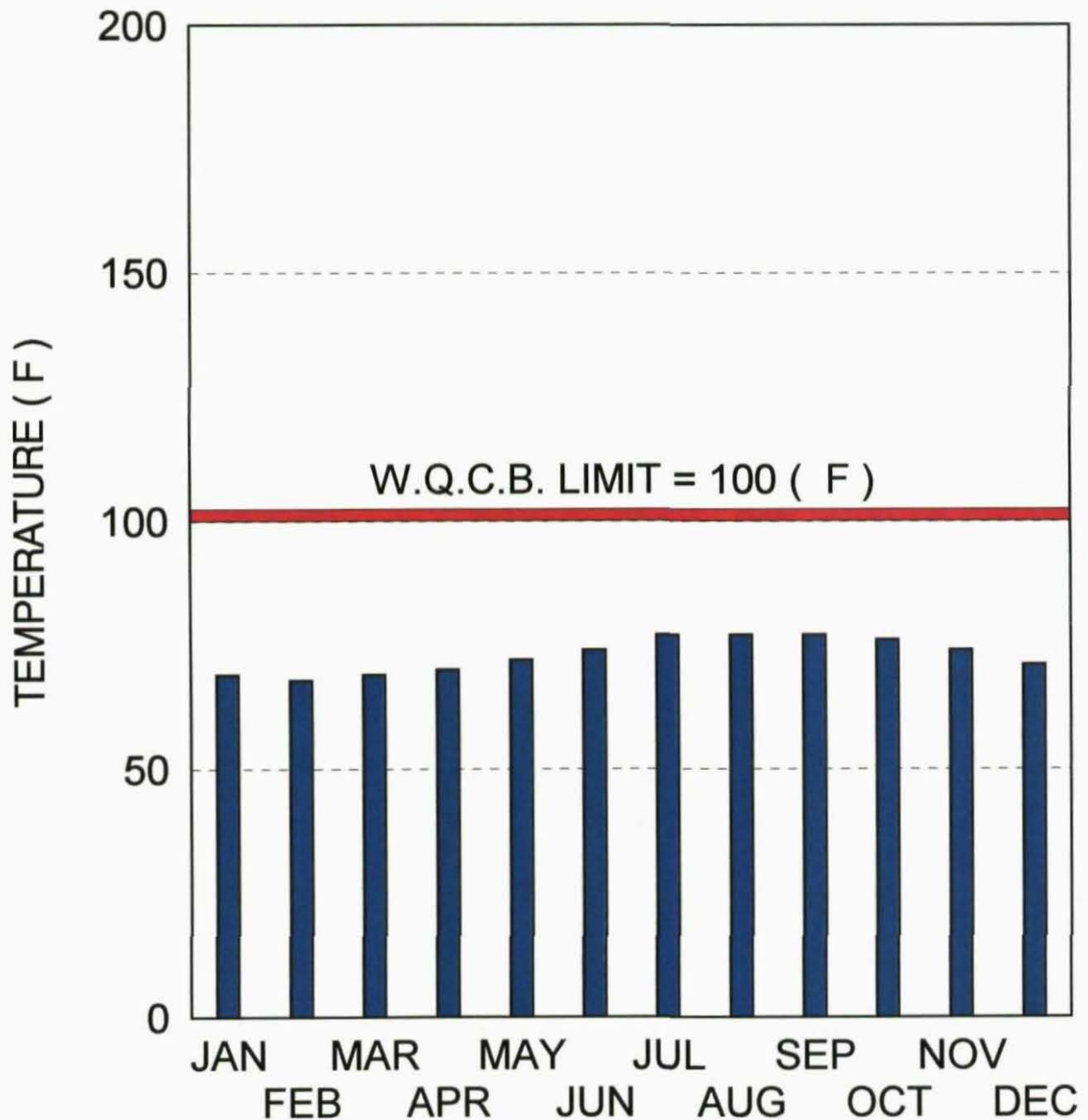
**AVERAGE EFFLUENT TEMPERATURE FOR 1999**

Temperature

<u>Month</u>	<u>°F</u>
January	69°
February	68°
March	69°
April	70°
May	72°
June	74°
July	77°
August	77°
September	77°
October	76°
November	74°
December	71°
Average	73°
W.Q.C.B. Limit	100°F

# Average Effluent Temperature

1999 - V214



## MONTHLY EFFLUENT MONITORING FOR 1999

### Ammonia Nitrogen

<u>Month</u>	<u>mg/L</u>	<u>lbs/day</u>
January	27.1	2007
February	26.3	2008
March	27.2	2036
April	26.8	1947
May	26.6	2209
June	25.7	1916
July	24.9	1443
August	25.3	1797
September	15.8	1172
October	24.0	1756
November	24.9	1788
December	26.2	2072
Average	25.2	1846
W.Q.C.B. Limit	No Limit	No Limit

# Effluent Ammonia Nitrogen

1999 - V350





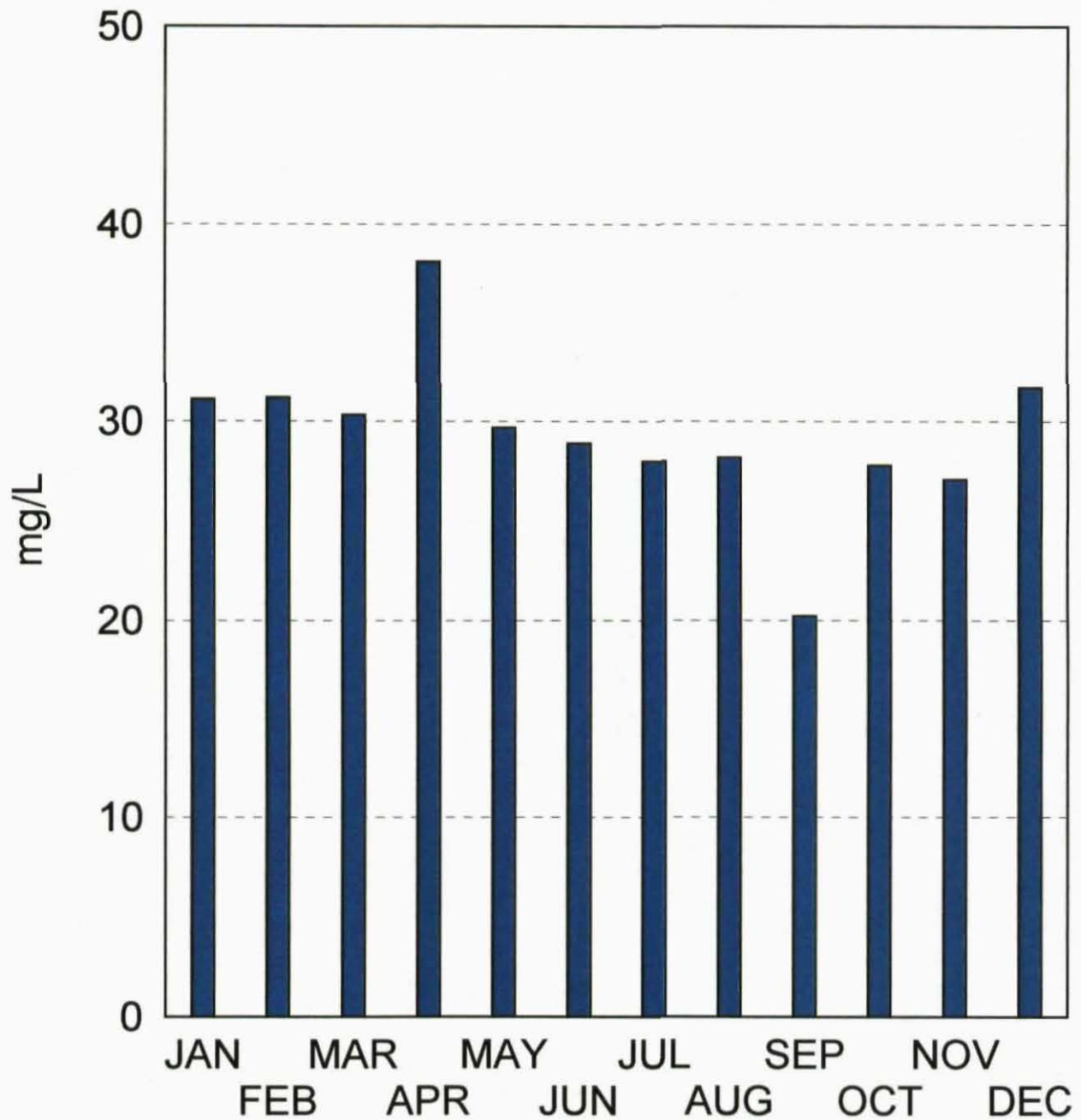
MONTHLY EFFLUENT MONITORING FOR 1999

Total Nitrogen

<u>Month</u>	<u>mg/L</u>	<u>lbs/day</u>
January	31.1	2306
February	31.2	2382
March	30.3	2268
April	38.1	2768
May	29.7	2294
June	28.9	2152
July	28.0	1623
August	28.2	2003
September	20.2	1498
October	27.8	2036
November	27.1	1946
December	31.7	2505
Average	29.4	2148
W.Q.C.B. Limit	No Limit	No Limit

# Effluent Total Nitrogen

1999 - V319



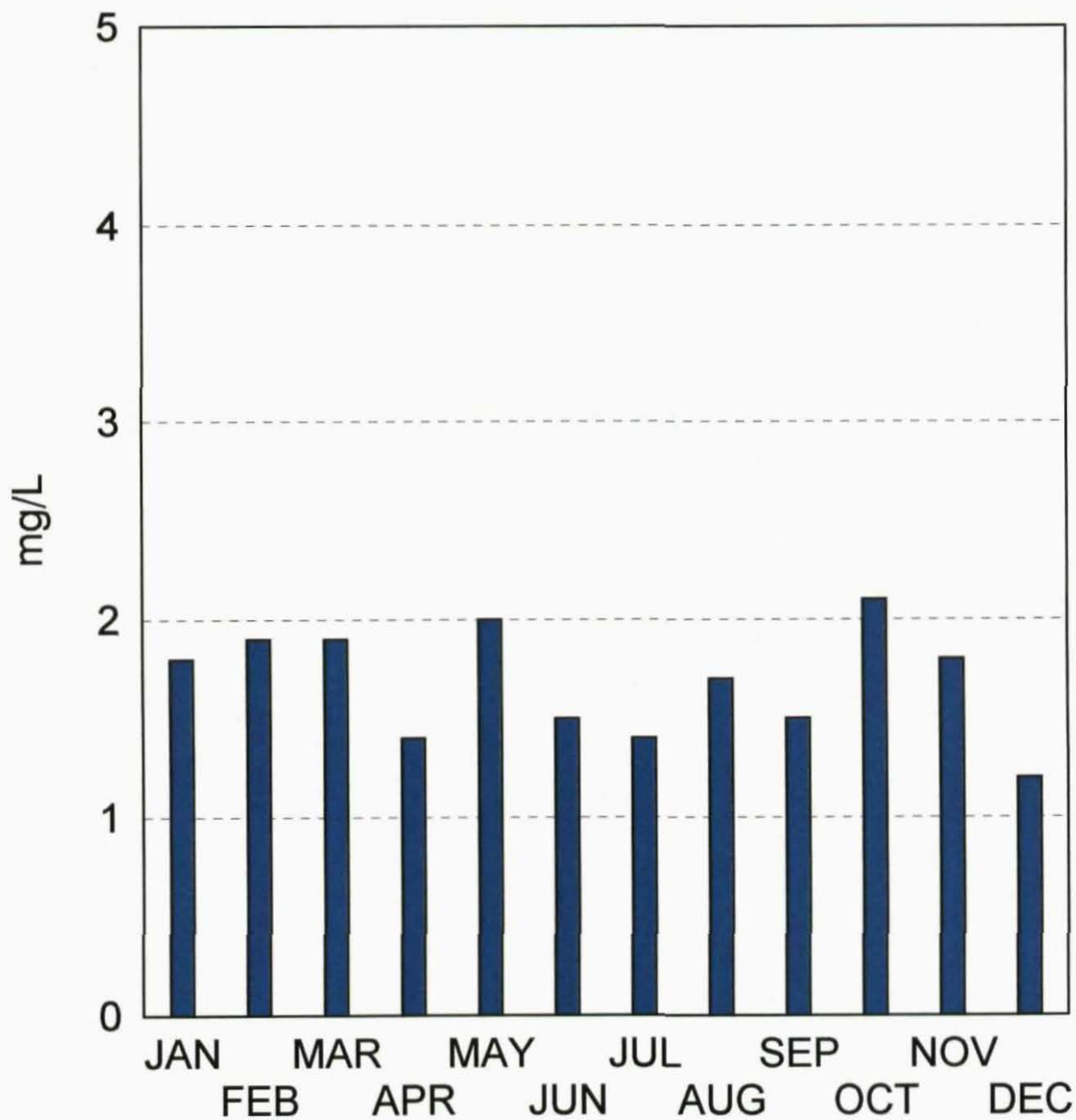
## MONTHLY EFFLUENT MONITORING FOR 1999

### Organic Nitrogen

<u>Month</u>	<u>mg/L</u>	<u>lbs/day</u>
January	1.8	133
February	1.9	145
March	1.9	142
April	1.4	102
May	2.0	155
June	1.5	112
July	1.4	81
August	1.7	118
September	1.5	111
October	2.1	157
November	1.8	129
December	1.2	98
Average	1.7	124
W.Q.C.B. Limit	No Limit	No Limit

# Effluent Organic Nitrogen

1999 - V348



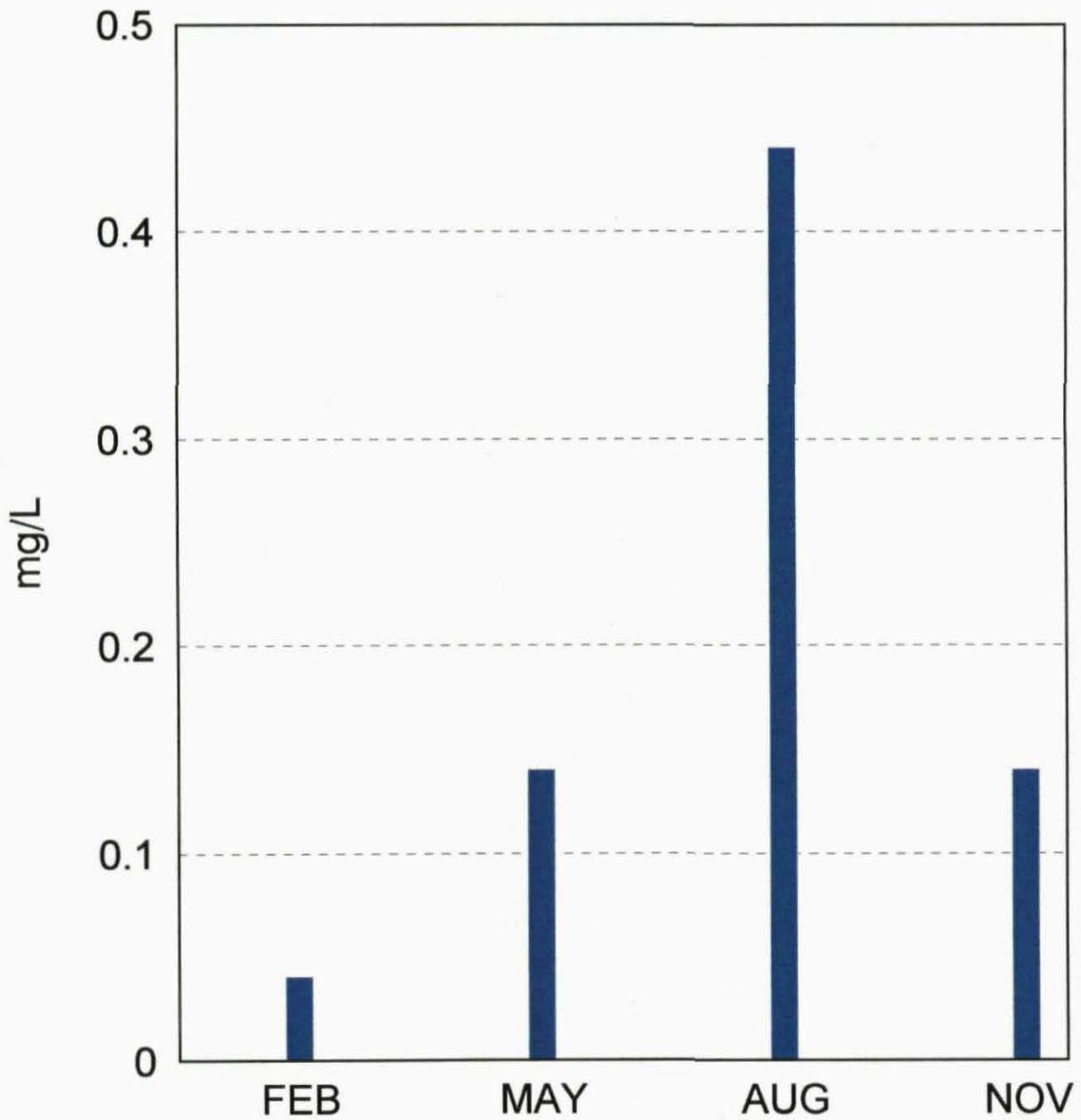
MONTHLY EFFLUENT MONITORING FOR 1999

Methylene Blue Active Substances

<u>Month</u>	<u>mg/L</u>	<u>lbs/day</u>
February	< .05	< 4
May	0.14	10
August	0.44	32
November	0.14	10
Average	0.19	14
W.Q.C.B. Limit	NONE	NONE

# Effluent M.B.A.S.

1999 - V318



## MONTHLY EFFLUENT MONITORING 1999

### Bioassay

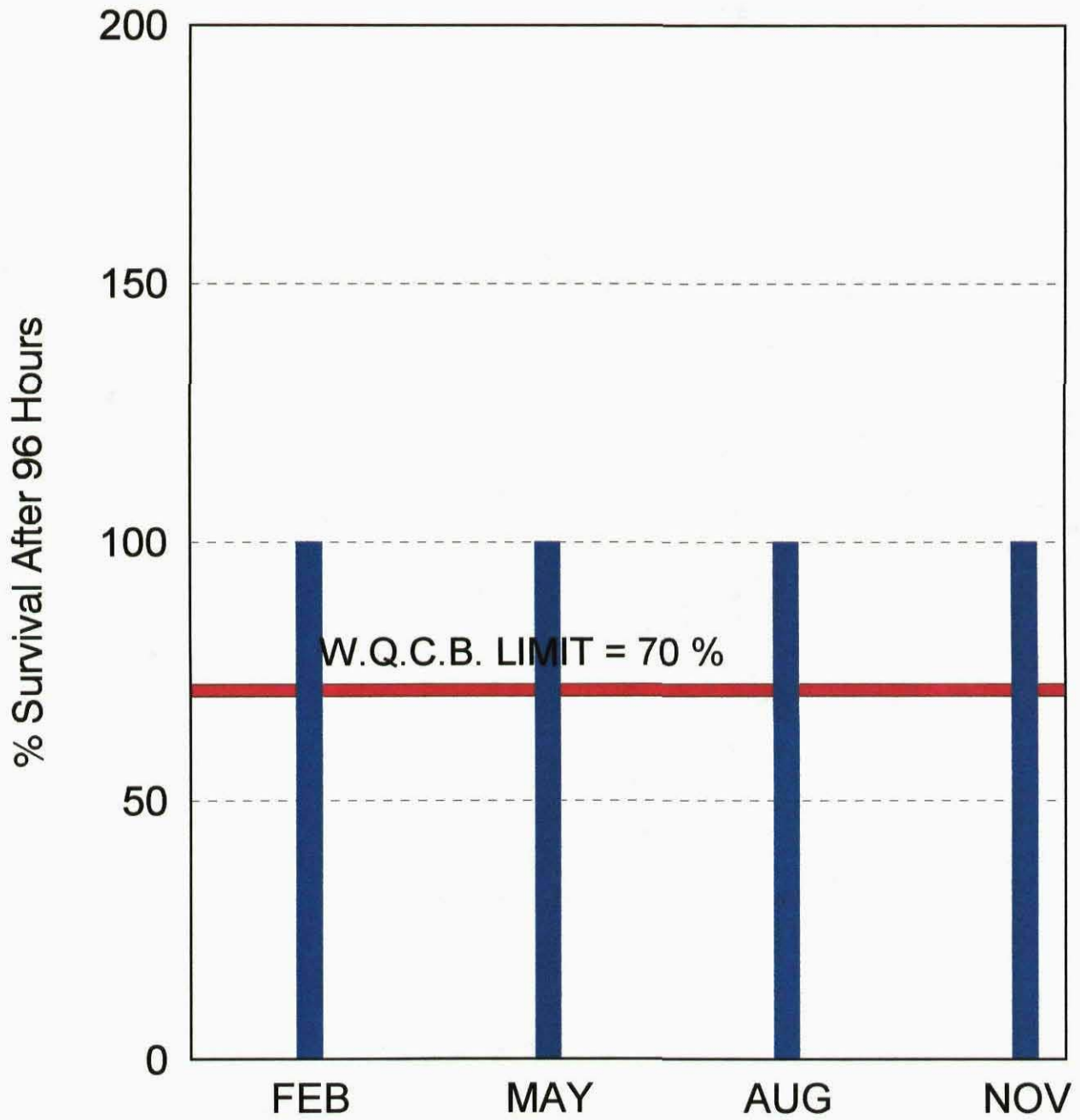
<u>Month</u>	<u>% Survival after 96 Hours</u>
February	100
May	100
August	100
November	100
Average	100

W.Q.C.B. Limit

Average survival in the undiluted effluent for any three (3) consecutive 96 hours static or continuous flow bioassay tests shall be at least 90%, with no single test less than 70% survival.

# Effluent Bioassay

1999 - V351





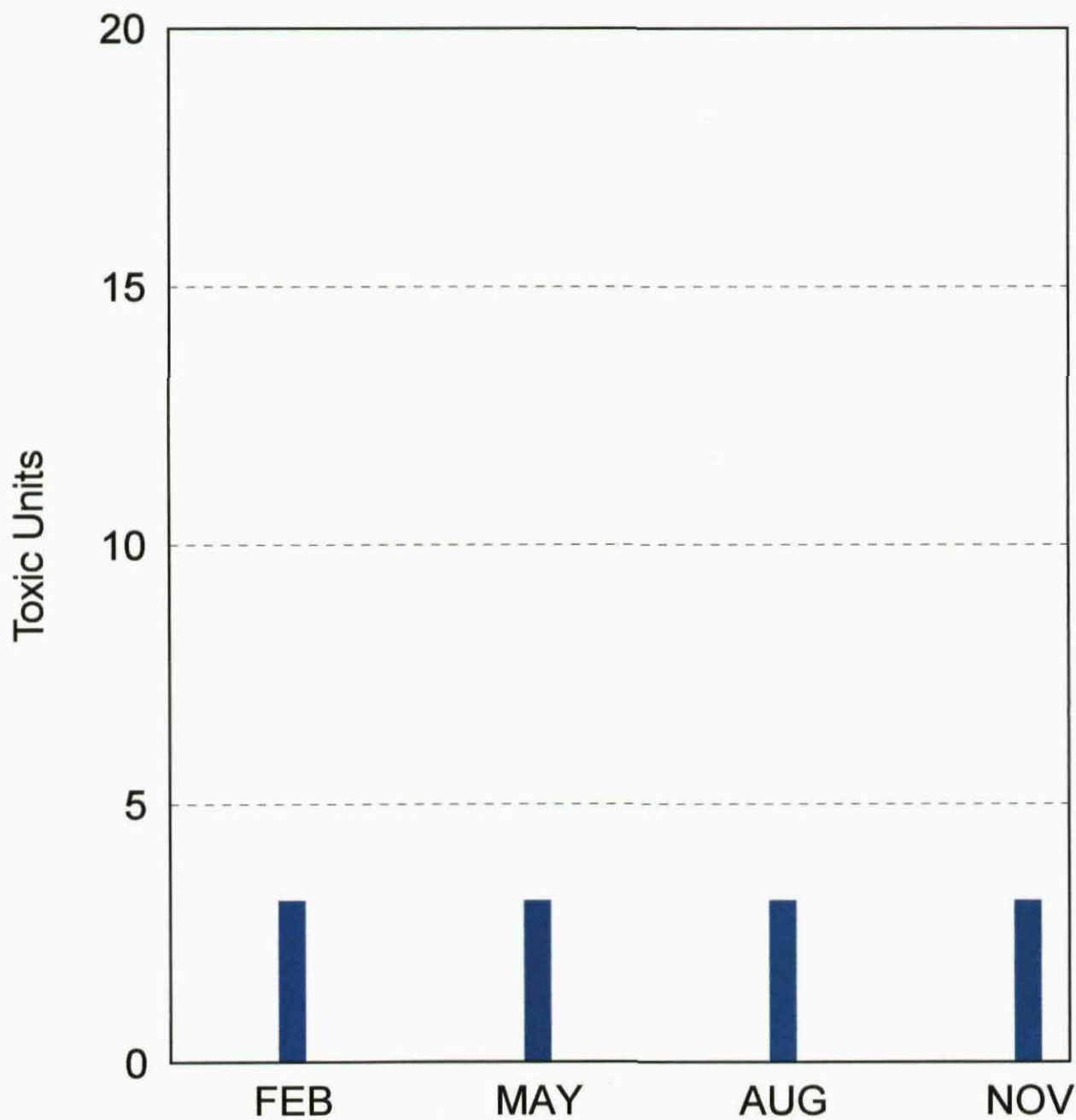
MONTHLY EFFLUENT MONITORING FOR 1999

Chronic Toxicity TUc

<u>Month</u>	<u>TUc</u>
February	3.13
May	3.13
August	3.13
November	3.13
Average	3.13
W.Q.C.B. Limit	No Limit

# Chronic Toxicity Survival

1999 - V763



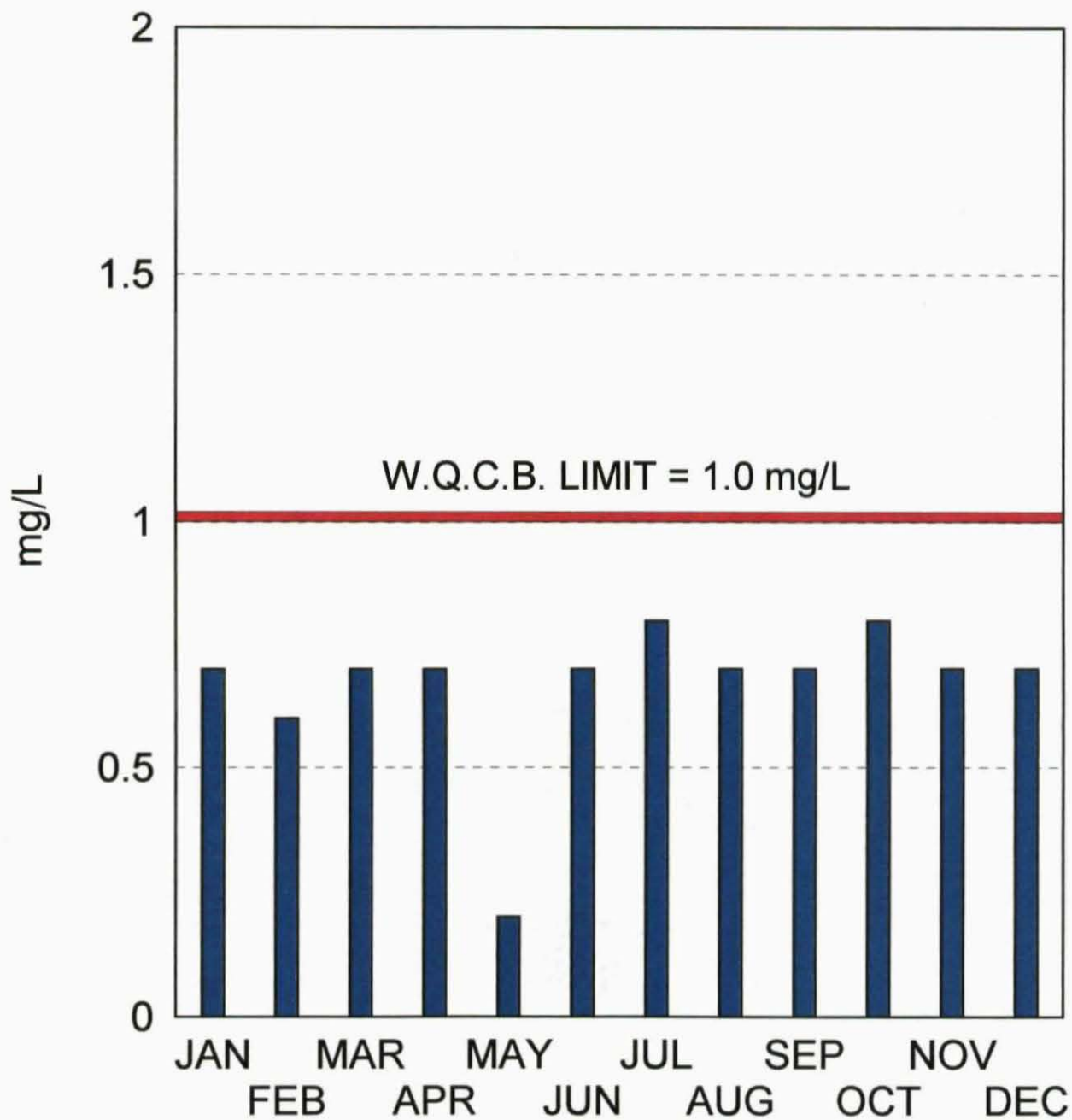
MONTHLY EFFLUENT MONITORING FOR 1999

Boron

<u>Month</u>	<u>mg/L</u>	<u>lbs/day</u>
January	0.7	53
February	0.6	49
March	0.7	49
April	0.7	51
May	0.2	18
June	0.7	51
July	0.8	45
August	0.7	46
September	0.7	55
October	0.8	56
November	0.7	51
December	0.7	54
Average	0.7	48
W.Q.C.B. Limit	1.0	104

# Monthly Effluent Boron

1999 - V352



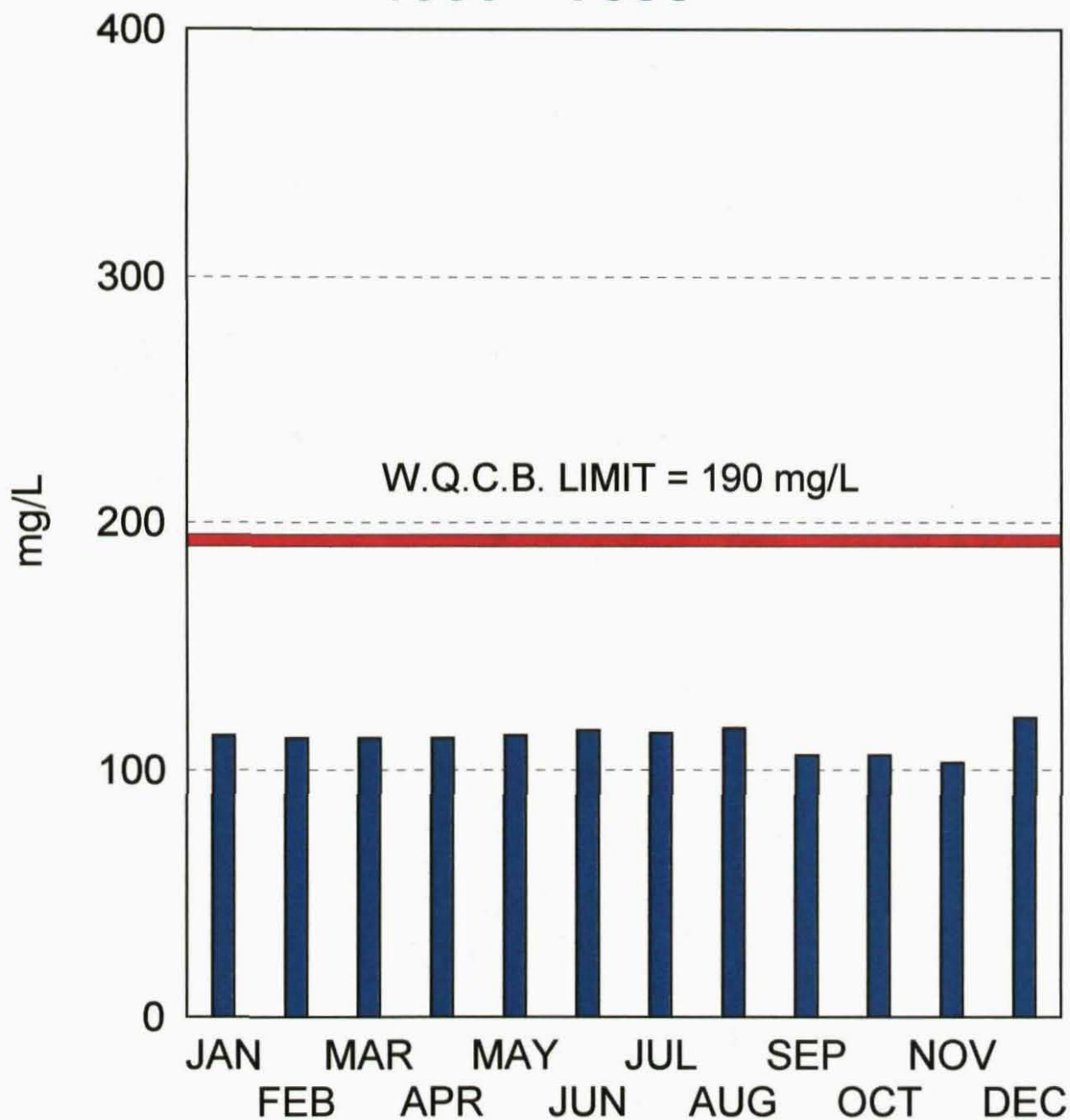
MONTHLY EFFLUENT MONITORING FOR 1999

Chlorides

<u>Month</u>	<u>mg/L</u>	<u>lbs/day</u>
January	114	8444
February	113	8628
March	113	8458
April	113	8209
May	114	8807
June	116	8650
July	115	6667
August	117	8310
September	106	7863
October	106	7754
November	103	7397
December	121	9569
Average	113	8230
W.Q.C.B. Limit	190	15638

# Monthly Effluent Chlorides

1999 - V353



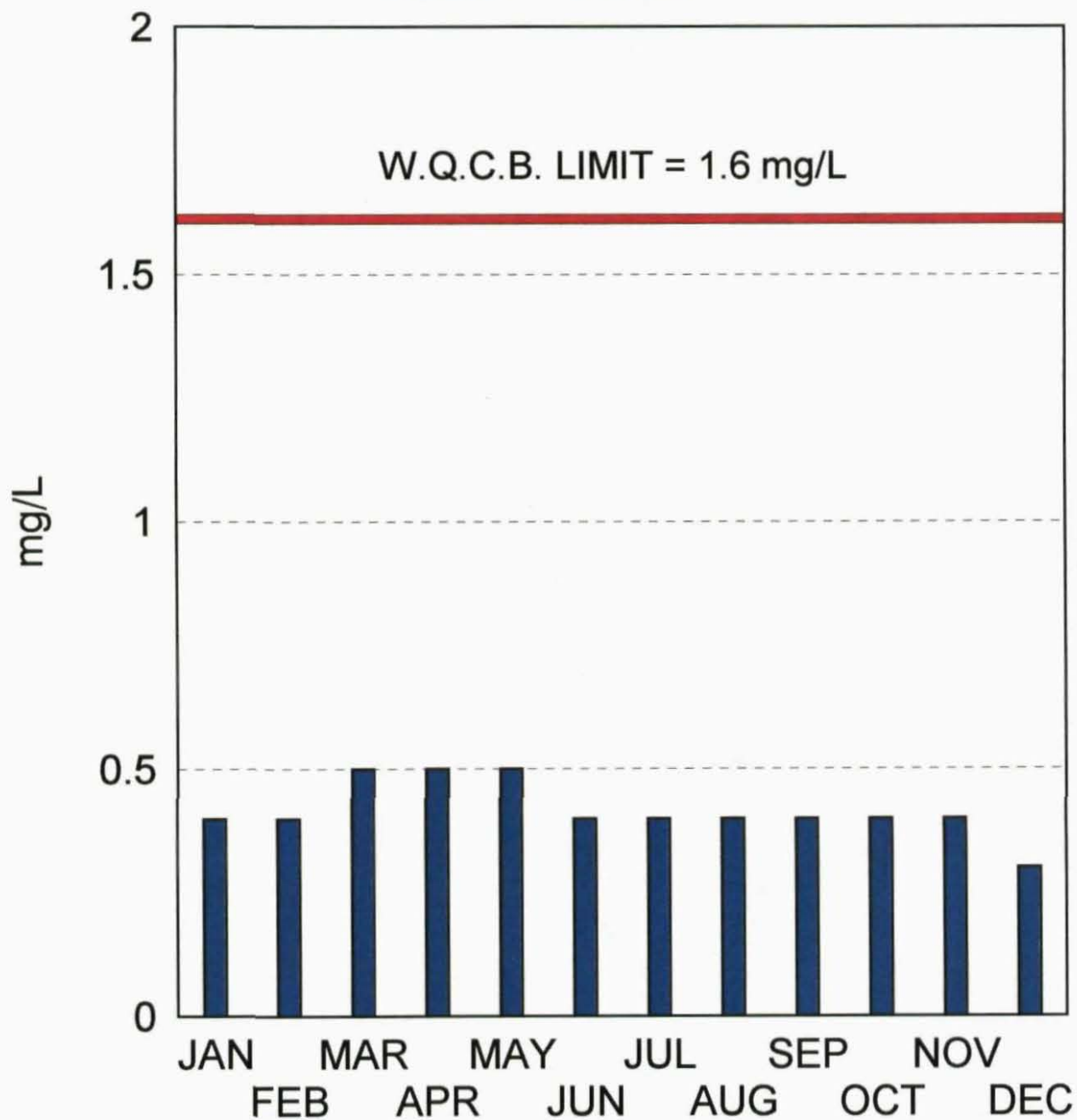
MONTHLY EFFLUENT MONITORING FOR 1999

Fluoride

<u>Month</u>	<u>mg/L</u>	<u>lbs/day</u>
January	0.4	31
February	0.4	32
March	0.5	34
April	0.5	33
May	0.5	36
June	0.4	30
July	0.4	23
August	0.4	31
September	0.4	30
October	0.4	29
November	0.4	30
December	0.3	26
Average	0.4	30
W.Q.C.B. Limit	1.6	167

# Monthly Effluent Fluorides

1999 - V354





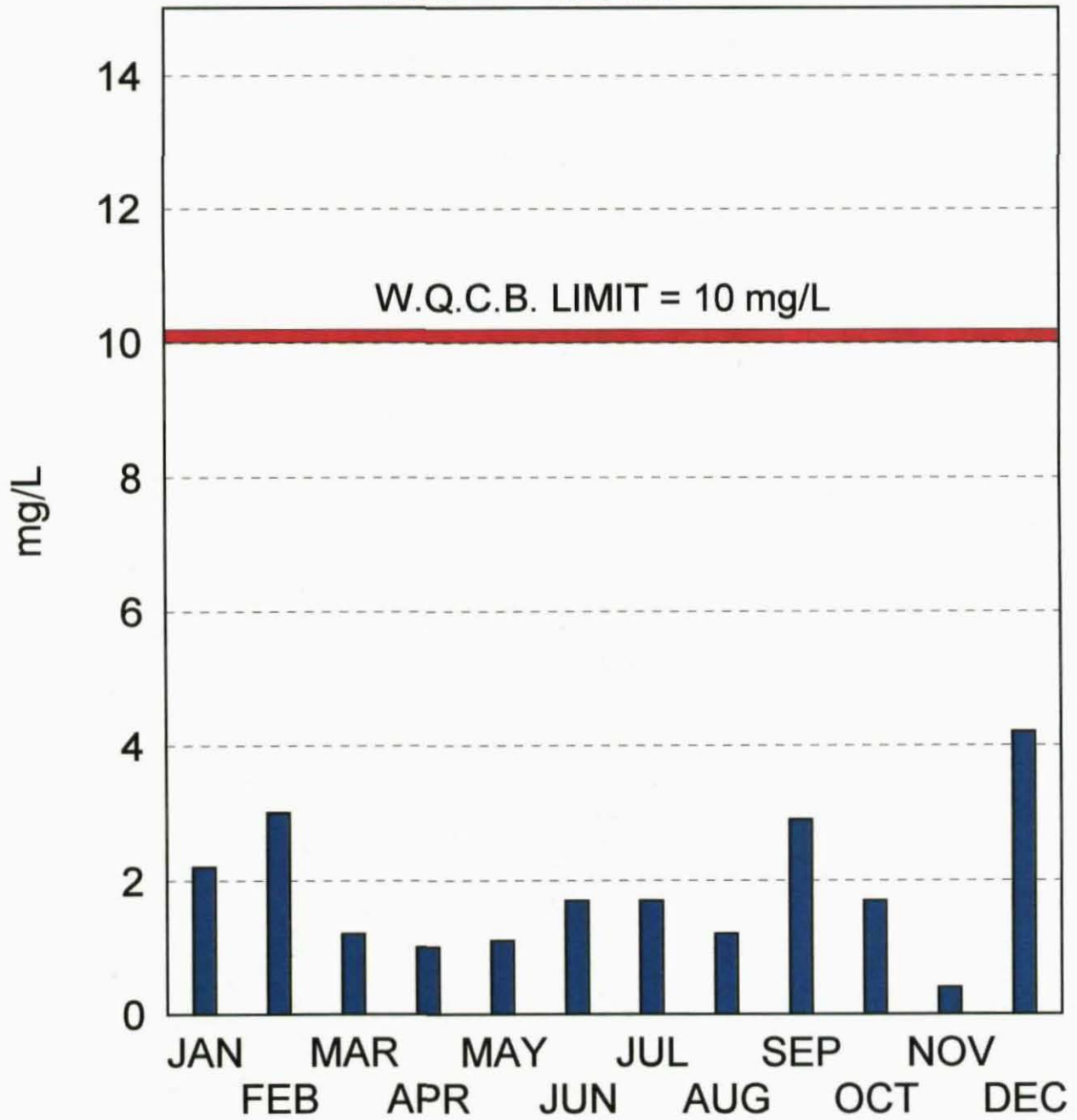
**MONTHLY EFFLUENT MONITORING FOR 1999**

Combined Nitrate Nitrogen & Nitrite Nitrogen

<u>Month</u>	<u>mg/L</u>	<u>lbs/Day</u>
January	2.2	166
February	3.0	232
March	1.2	88
April	1.0	73
May	1.1	81
June	1.7	124
July	1.7	99
August	1.2	85
September	2.9	218
October	1.7	124
November	0.4	28
December	4.2	335
Average	1.9	138
W.Q.C.B. Limit	10.0	1040
Nitrate-N + Nitrite-N		

# Effluent Nitrate - N + Nitrite - N

1999 - V357



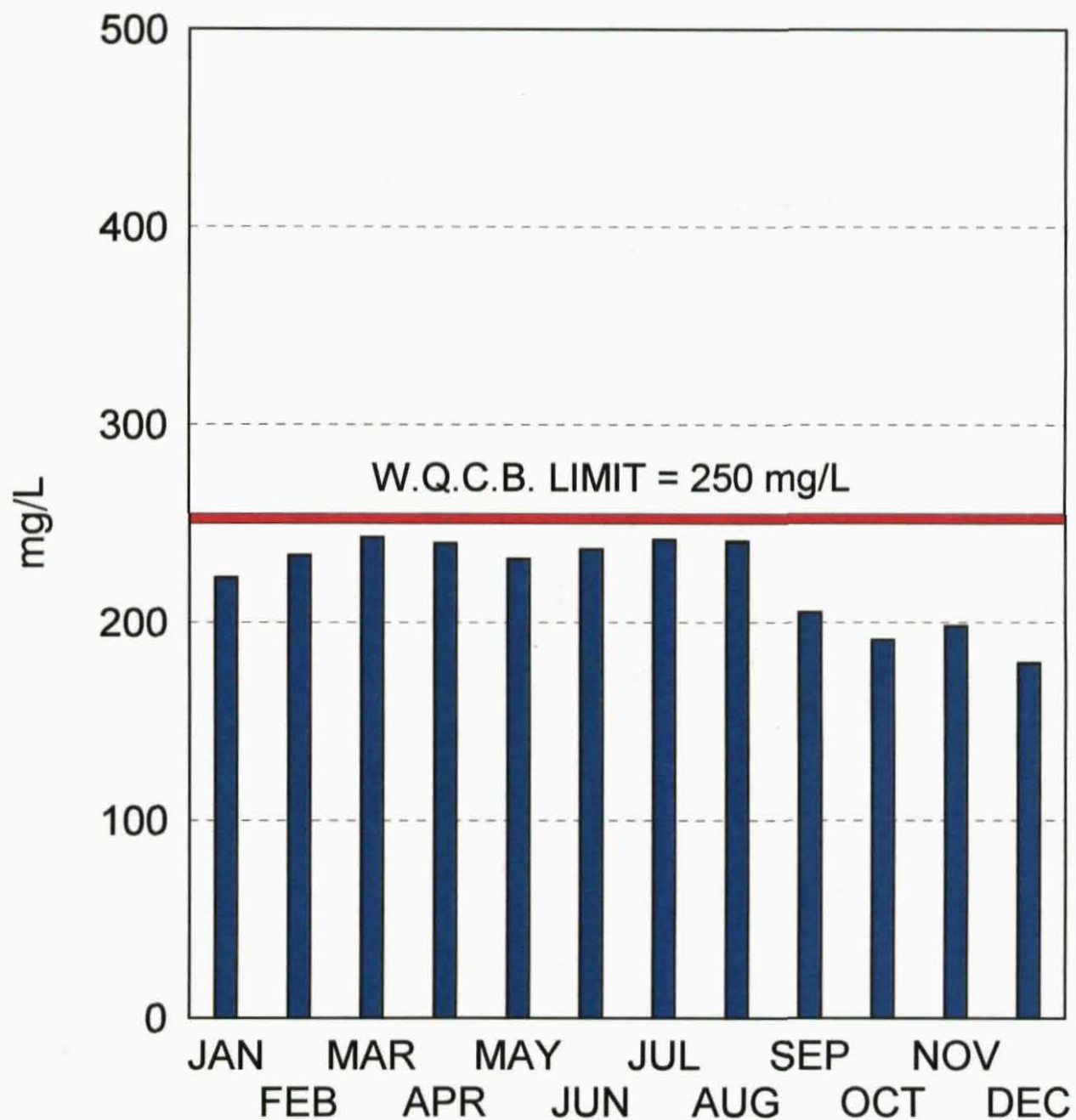
## MONTHLY EFFLUENT MONITORING FOR 1999

### Sulfates

<u>Month</u>	<u>mg/L</u>	<u>lbs/day</u>
January	223	16517
February	234	17868
March	243	18189
April	240	17436
May	232	17923
June	237	17672
July	242	14029
August	241	17117
September	205	15206
October	191	13972
November	198	14420
December	179	14156
Average	222	16192
W.Q.C.B. Limit	250	26100

# Monthly Effluent Sulfate

1999 - V358



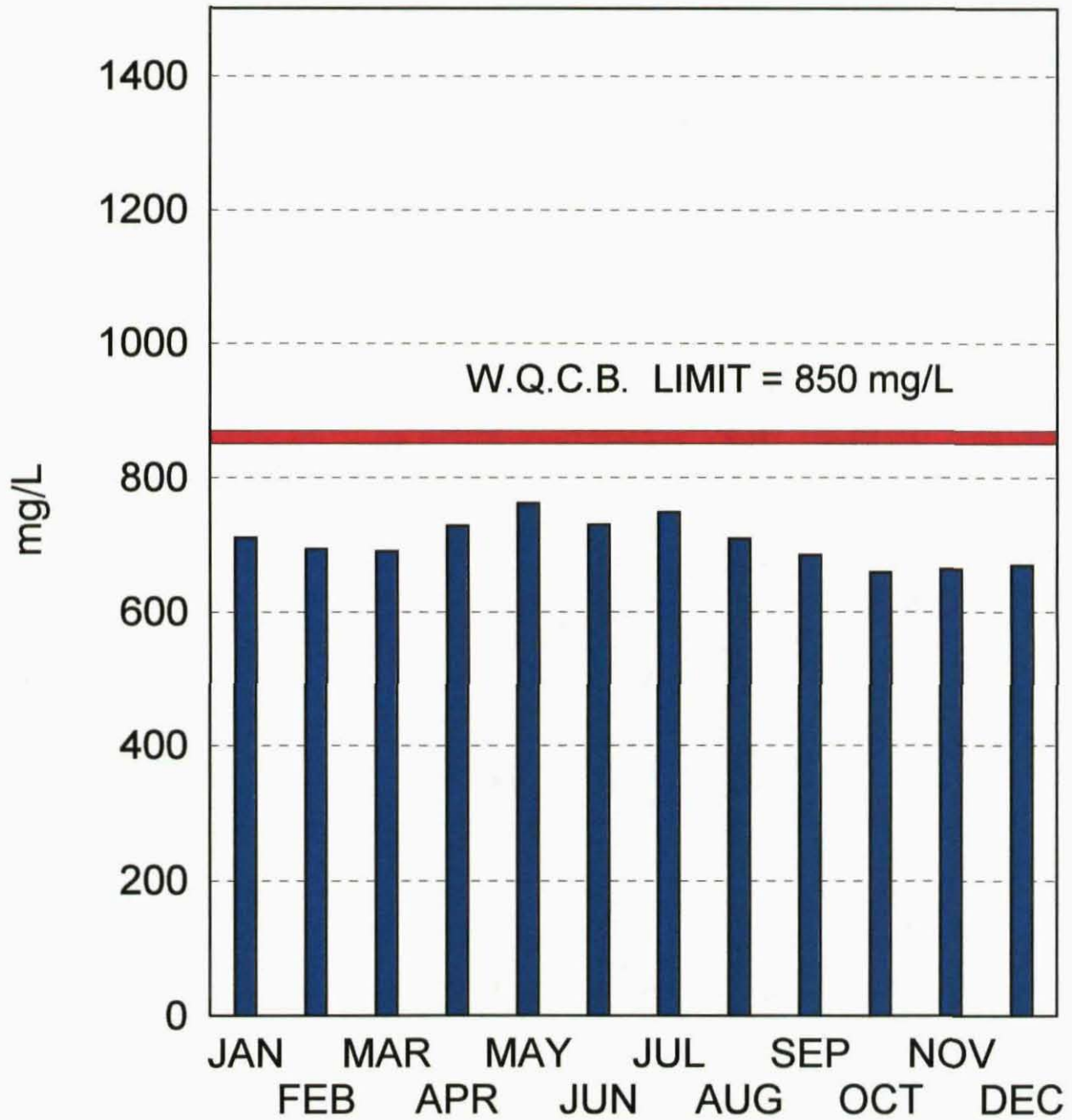
MONTHLY EFFLUENT MONITORING FOR 1999

Total Dissolved Solids

<u>Month</u>	<u>mg/L</u>	<u>lbs/day</u>
January	711	52661
February	694	52992
March	691	51723
April	728	52889
May	762	58868
June	730	43362
July	748	50357
August	709	50811
September	685	48207
October	659	47686
November	664	52984
December	670	52984
Average	704	51414
W.Q.C.B. Limit	850	88613

# Total Dissolved Solids

1999 - V273



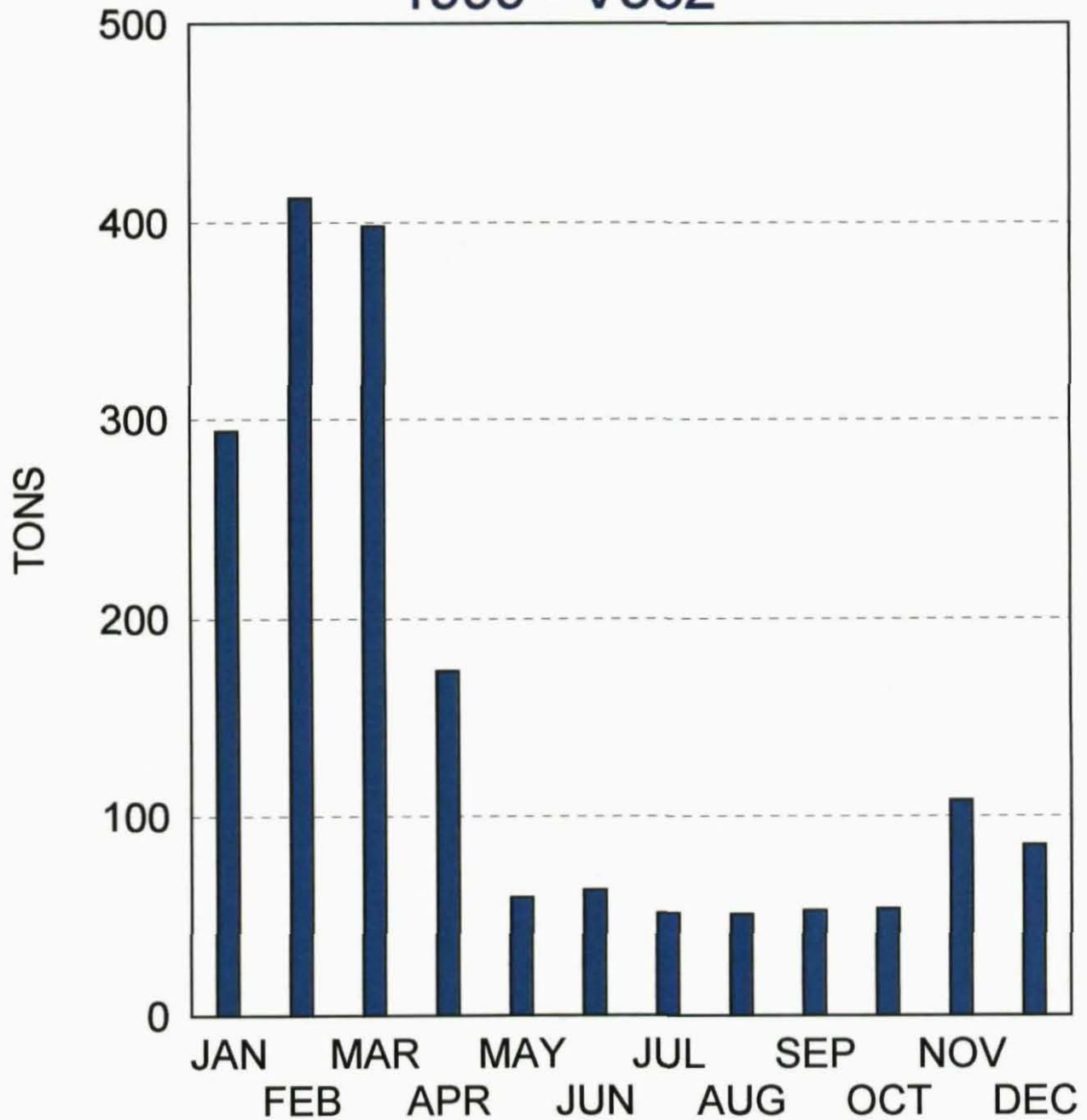
**HAULING REPORT SUMMARY FOR 1999**

Solid Waste Hauled to Simi Valley Landfill

<u>Month</u>	<u>Dried Sludge Rags &amp; Grit (Tons)</u>
January	294.1
February	412.3
March	396.3
April	173.7
May	59.1
June	62.7
July	51.1
August	50.5
September	52.5
October	53.3
November	107.9
December	85.2
Average	150.1

# Solids Hauled To Simi Valley Landfill

1999 - V332



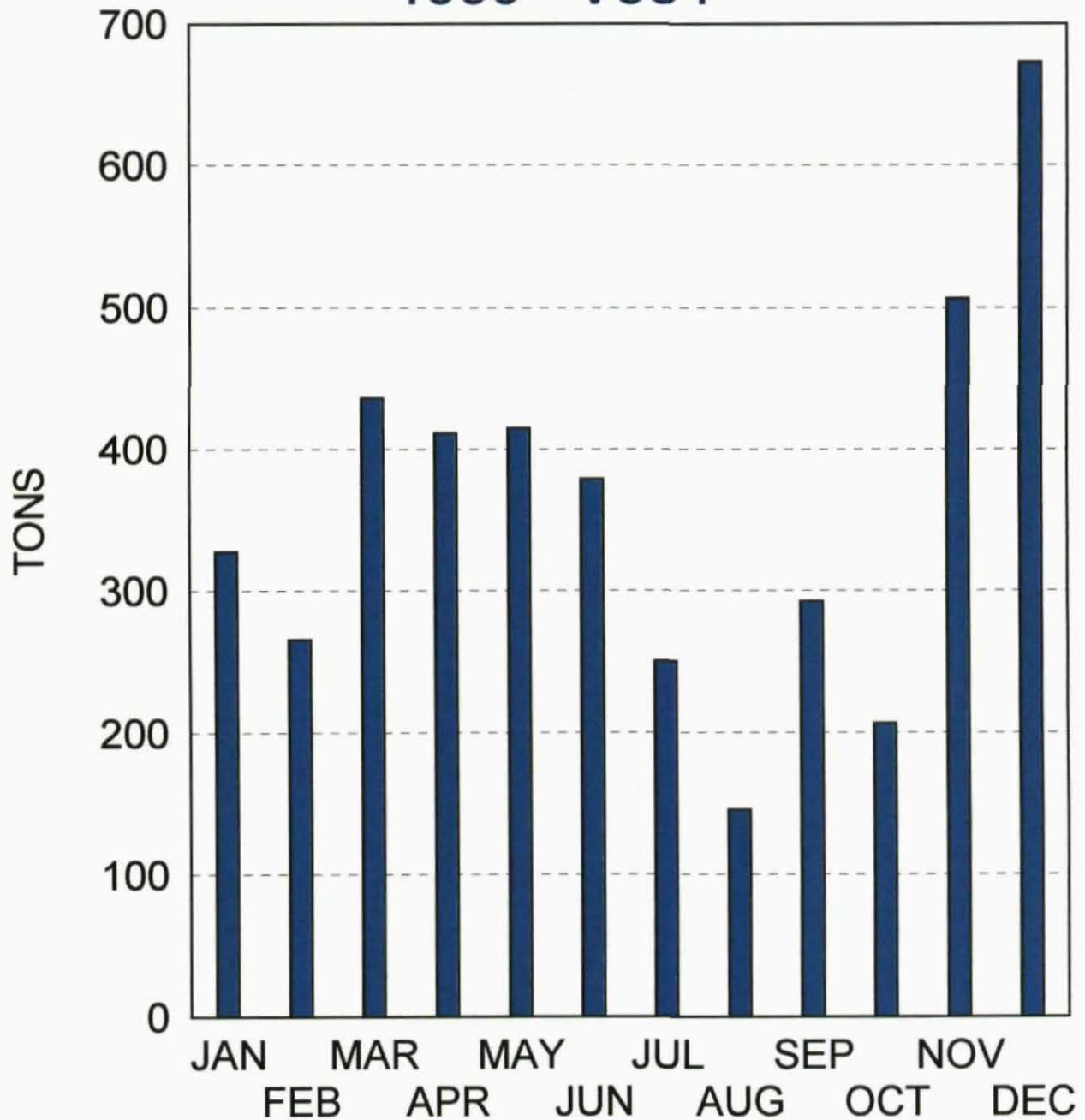


**HAULING REPORT SUMMARY FOR 1999**

Solid Waste Hauled to Buttonwillow Land & Cattle Company

<u>Month</u>	<u>Dried Biosolids (Tons)</u>
January	327.2
February	265.3
March	436.0
April	411.4
May	414.9
June	378.4
July	250.0
August	145.8
September	292.5
October	206.4
November	506.4
December	673.1
Average	359.0

# Biosolids Hauled To Buttonwillow 1999 - V334



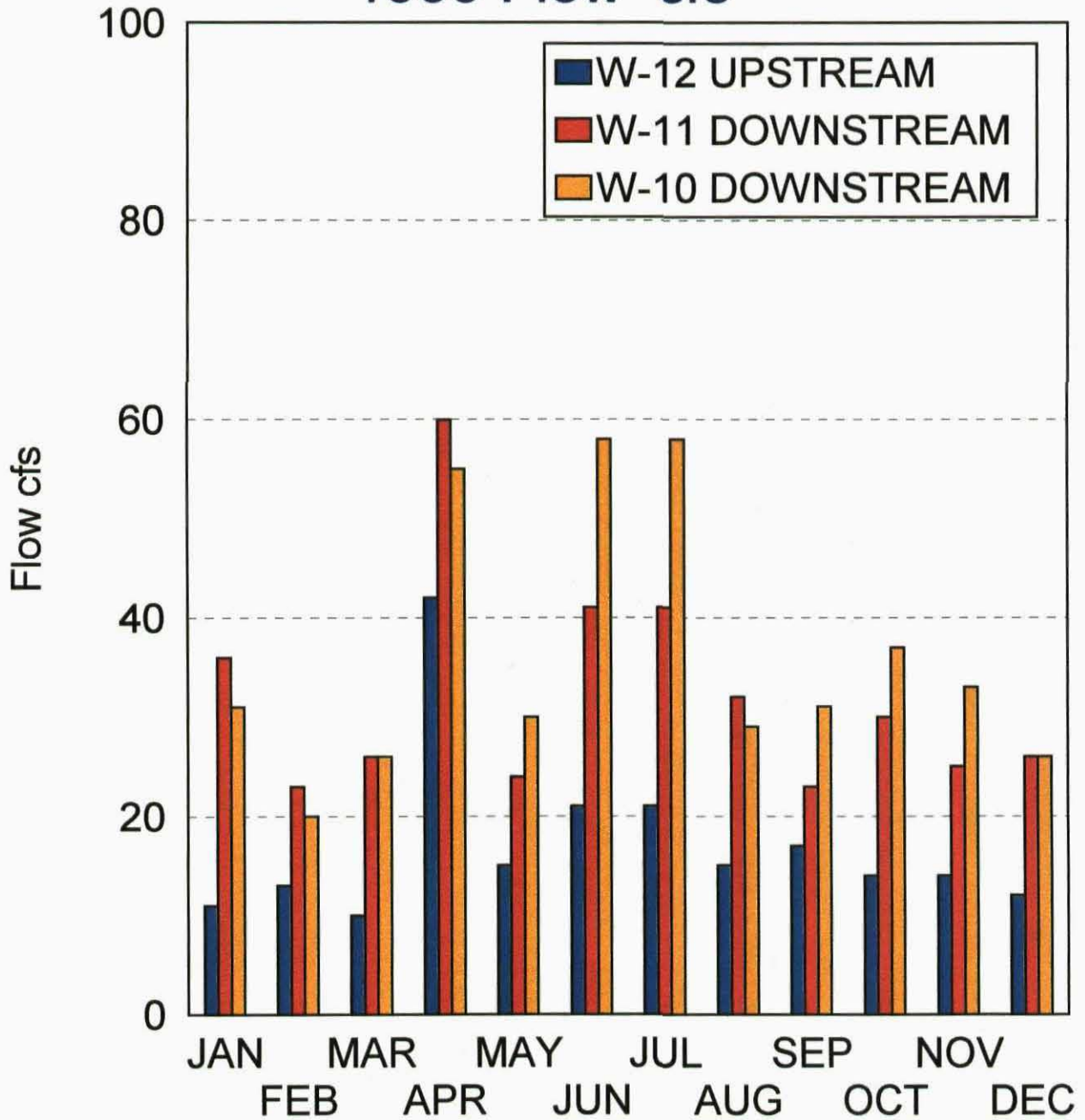
## RECEIVING WATER CONSTITUENTS FOR 1999

### Flow in CFS

<b>MONTH</b>	<b>W-12 CFS</b>	<b>W-11 CFS</b>	<b>W-10 CFS</b>
January	11	36	31
February	13	23	20
March	10	26	26
April	42	60	55
May	15	24	30
June	21	41	58
July	21	41	58
August	15	32	29
September	17	23	31
October	14	30	37
November	14	25	33
December	12	26	26
Average	23	31	35
W.Q.C.B. Limit	NONE	NONE	NONE

# Receiving Water Constituents

1999 Flow cfs



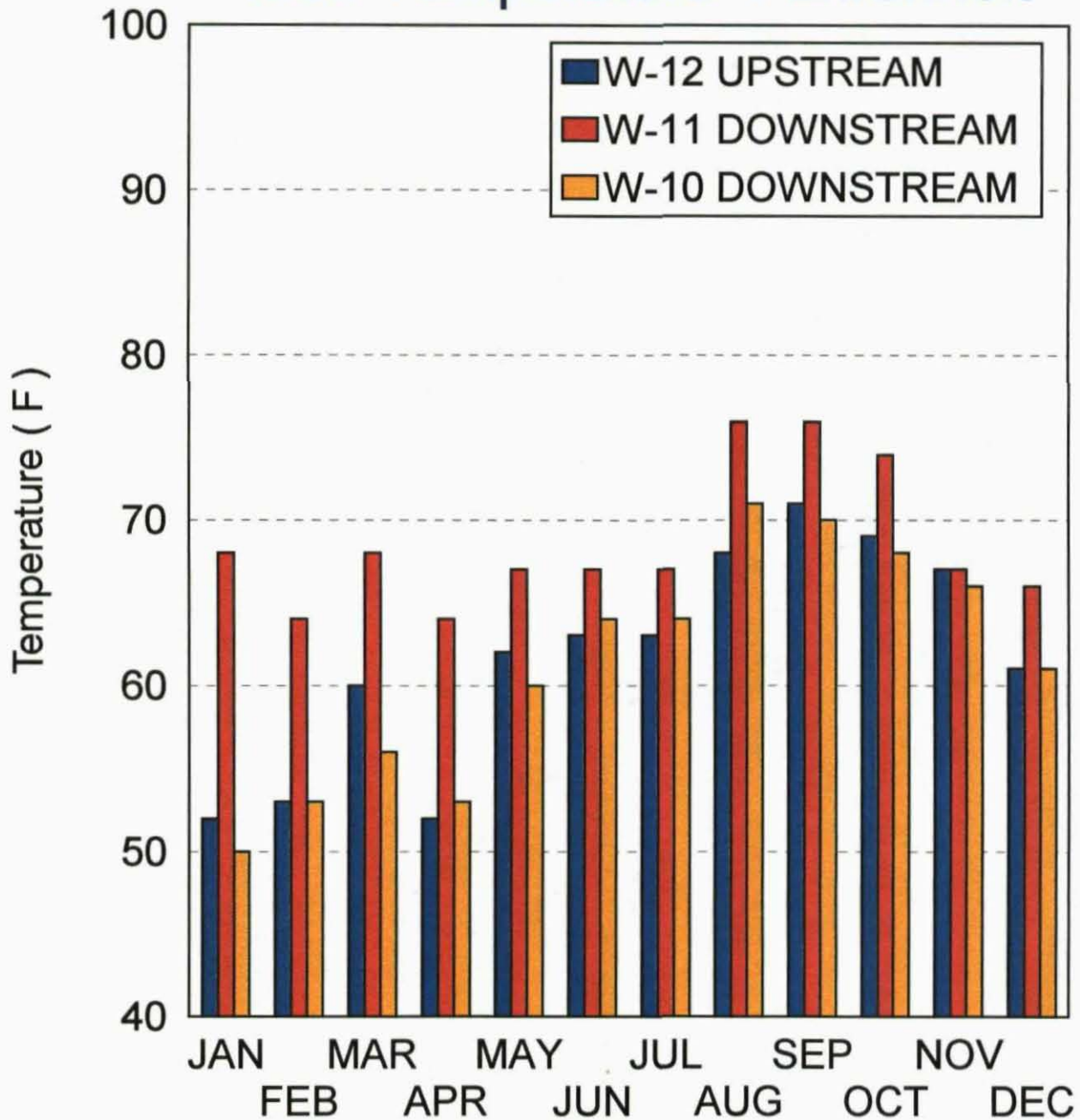
**RECEIVING WATER CONSTITUENTS FOR 1999**

Temperature °F

<b>MONTH</b>	<b>W-12 TEMP</b>	<b>W-11 TEMP</b>	<b>W-10 TEMP</b>
January	52°	68°	50°
February	53°	64°	53°
March	60°	68°	56°
April	52°	64°	53°
May	62°	67°	60°
June	63°	67°	64°
July	63°	67°	64°
August	80°	76°	71°
September	71°	76°	70°
October	69°	74°	68°
November	67°	67°	66°
December	61°	66°	61°
Average	57°	69°	61°
W.Q.C.B. Limit	NONE	NONE	NONE

# Receiving Water Constituents

1999 Temperature Fahrenheit



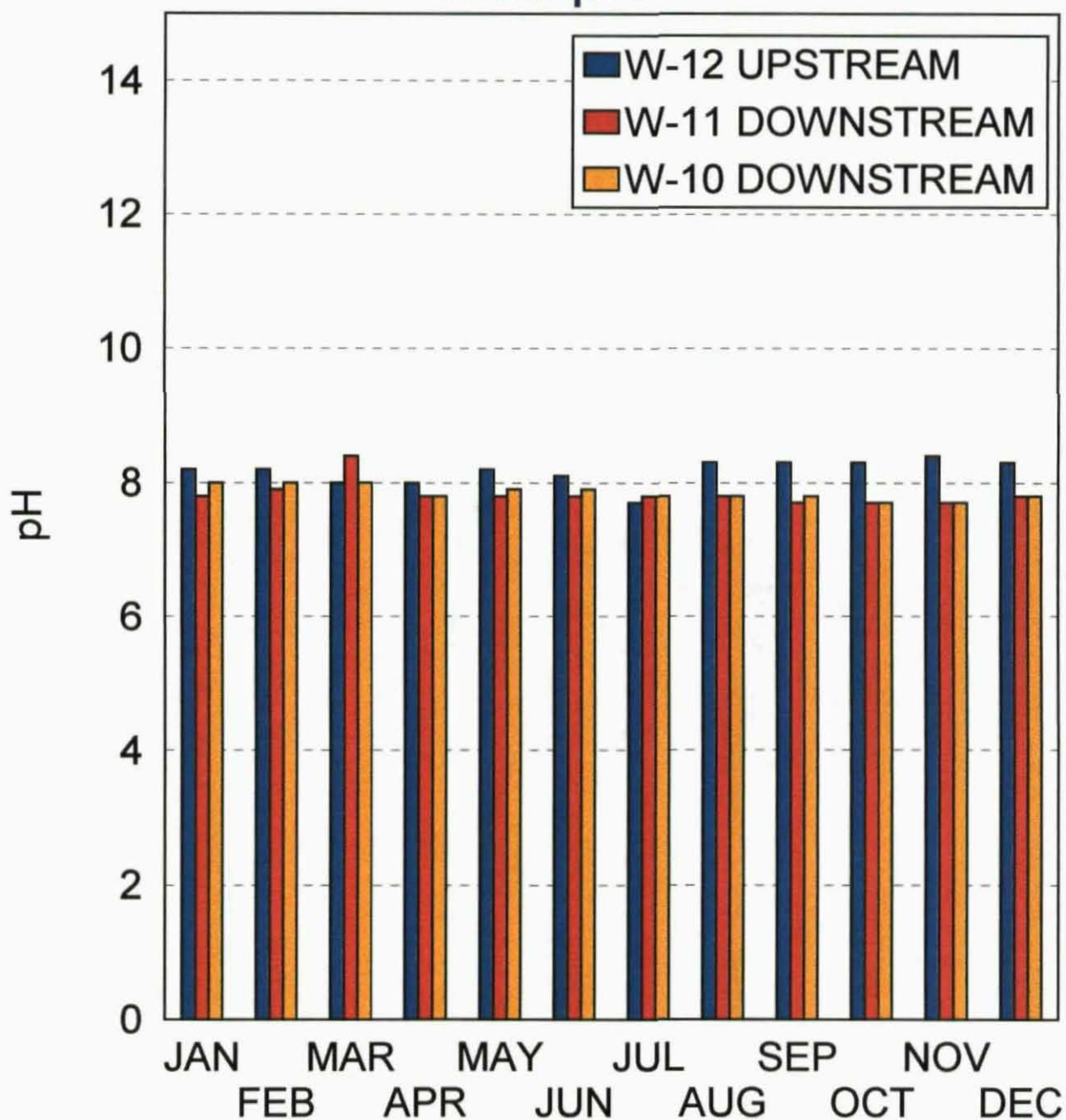
**RECEIVING WATER CONSTITUENTS FOR 1999**

MONTH	pH		
	W-12 pH	W-11 pH	W-10 pH
January	8.2	7.8	8.0
February	8.2	7.9	8.0
March	8.0	8.4	8.0
April	8.0	7.8	7.8
May	8.2	7.8	7.9
June	8.1	7.8	7.9
July	7.7	7.8	7.8
August	8.3	7.8	7.8
September	8.3	7.7	7.8
October	8.3	7.7	7.7
November	8.4	7.7	7.7
December	8.3	7.8	7.8
Average	8.2	7.8	7.9
W.Q.C.B. Limit	NONE	NONE	NONE



# Receiving Water Constitutents

## 1999 pH



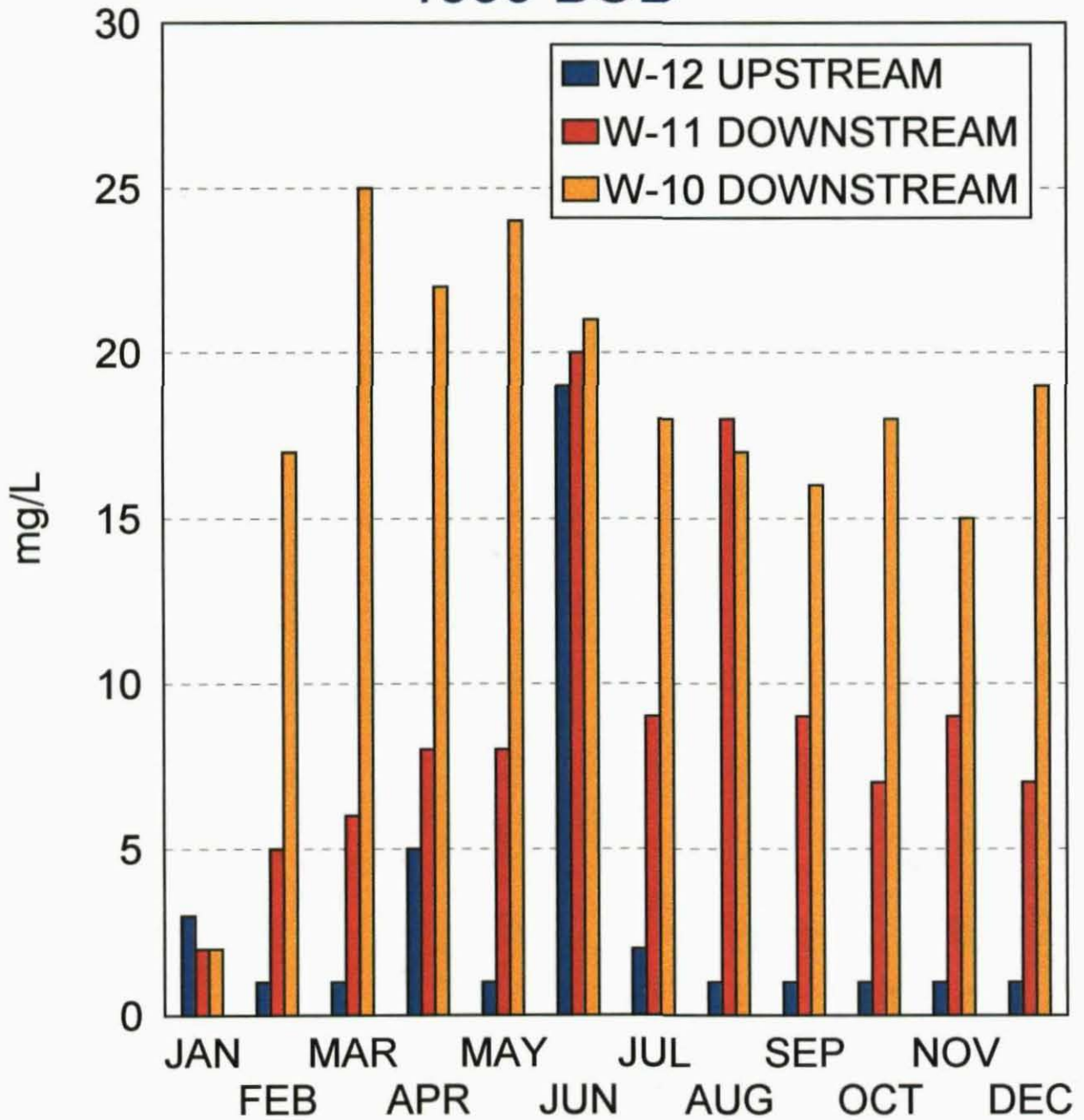


**RECEIVING WATER CONSTITUENTS FOR 1999**

Biochemical Oxygen Demand

<b>MONTH</b>	<b>W-12 mg/L</b>	<b>W-11 mg/L</b>	<b>W-10 mg/L</b>
January	3	2	2
February	0	5	17
March	1	6	25
April	5	8	22
May	1	8	24
June	19	20	21
July	2	9	18
August	1	18	17
September	1	9	16
October	1	7	18
November	1	9	15
December	1	7	19
Average	3	9	18
W.Q.C.B. Limit	NONE	NONE	NONE

# Receiving Water Constituents 1999 BOD

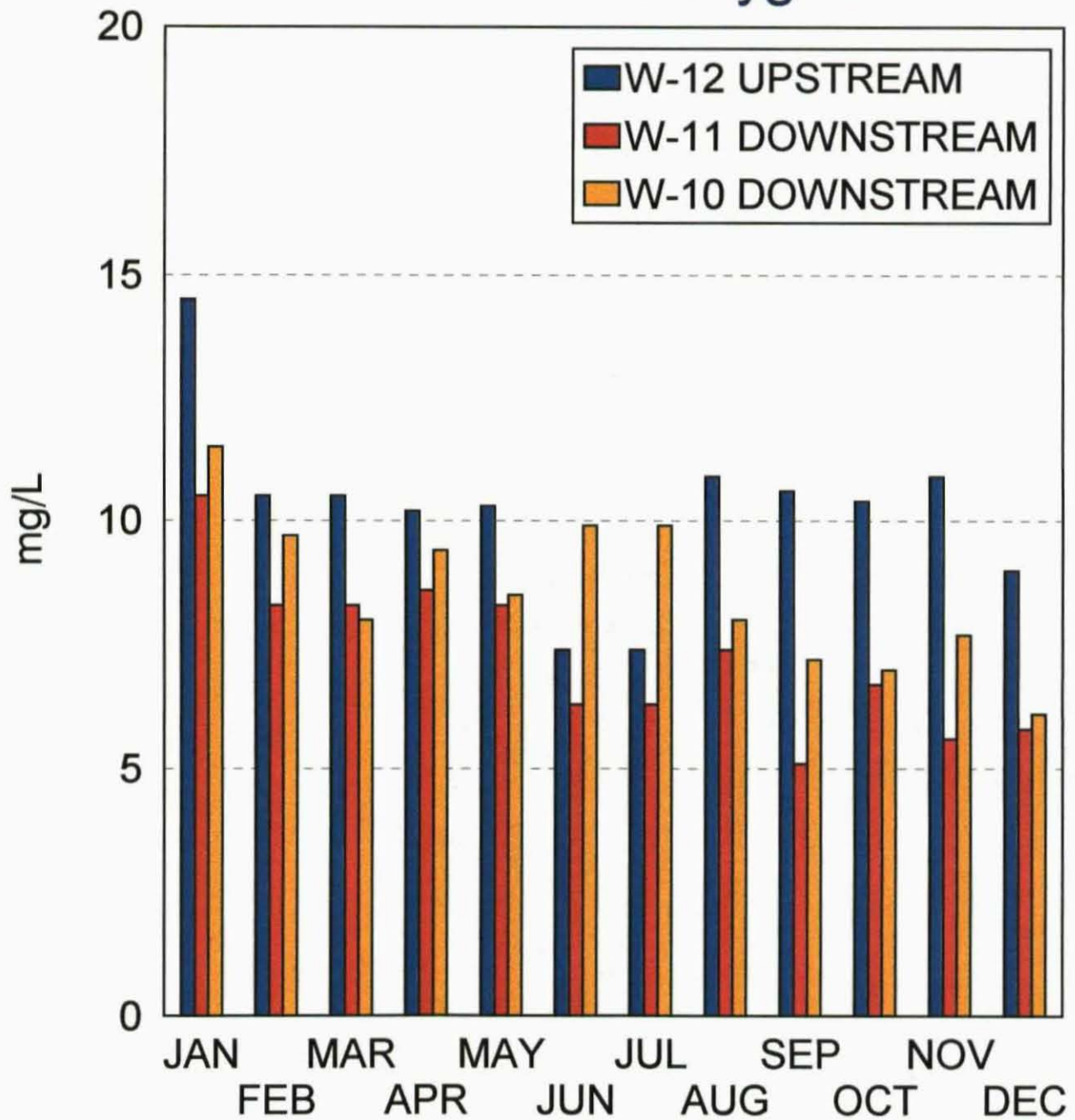


## RECEIVING WATER CONSTITUENTS FOR 1999

### Dissolved Oxygen

MONTH	W-12 mg/L	W-11 mg/L	W-10 mg/L
January	14.5	10.5	11.5
February	10.5	8.3	9.7
March	10.5	8.3	8.0
April	10.2	8.6	9.4
May	10.3	8.3	8.5
June	7.4	6.3	9.9
July	7.4	6.3	9.9
August	10.9	7.4	8.0
September	10.6	5.1	7.2
October	10.4	6.7	7.0
November	10.9	5.6	7.7
December	9.0	5.8	6.1
Average	10.2	7.3	8.6
W.Q.C.B. Limit	NONE	NONE	NONE

# Receiving Water Constituents 1999 Dissolved Oxygen



## RECEIVING WATER CONSTITUENTS FOR 1999

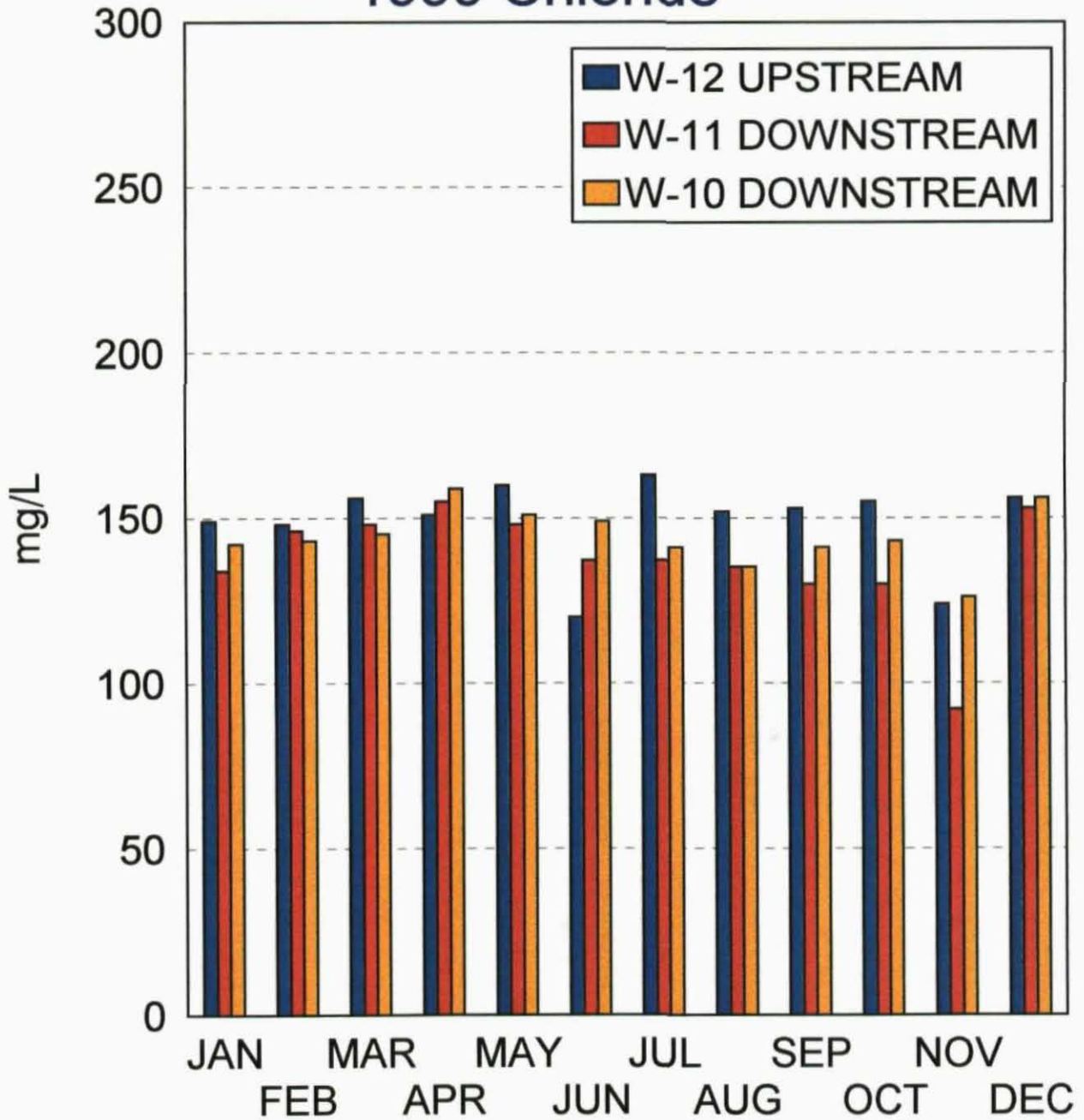
### Chloride

MONTH	W-12 mg/L	W-11 mg/L	W-10 mg/L
January	149	134	142
February	148	146	143
March	156	148	145
April	51*	155	59*
May	160	148	151
June	120	137	149
July	163	137	141
August	152	135	135
September	153	130	141
October	155	130	143
November	124	92	126
December	156	153	156
Average	141	137	136
W.Q.C.B. Limit	NONE	NONE	NONE

\*Low numbers due to heavy rain

# Receiving Water Constituents

## 1999 Chloride

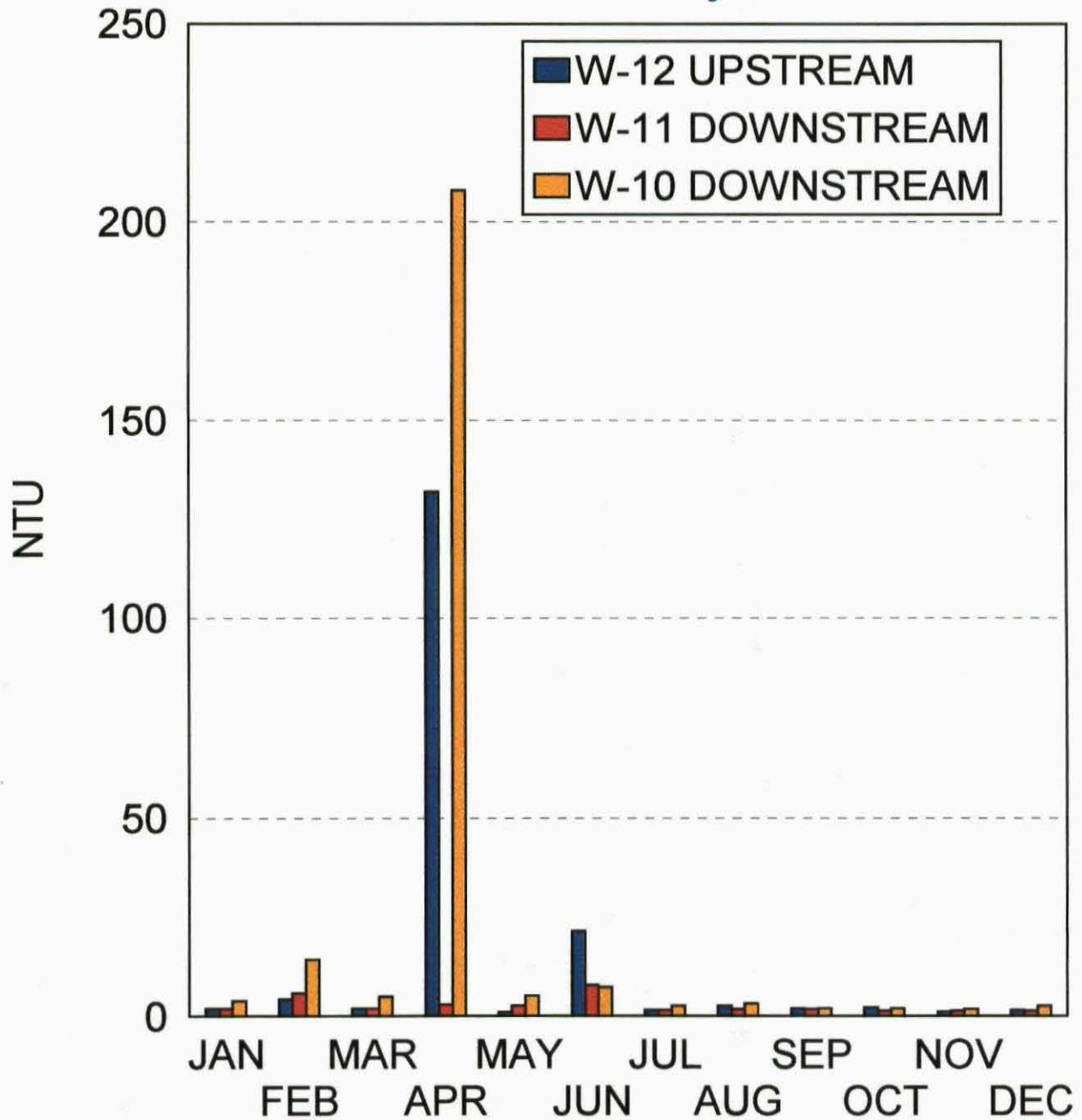


**RECEIVING WATER CONSTITUENTS FOR 1999**

MONTH	<u>Turbidity</u>		
	W-12 NTU	W-11 NTU	W-10 NTU
January	1.9	2.0	3.9
February	4.3	5.8	14.2
March	1.9	1.9	4.9
April	132.0	2.9	208.0
May	1.0	2.7	5.1
June	21.5	7.8	7.3
July	1.6	1.6	2.7
August	2.7	1.8	3.2
September	2.0	1.8	1.9
October	2.3	1.4	2.0
November	1.2	1.4	1.8
December	1.6	1.4	2.7
Average	14.5	2.7	21.5
W.Q.C.B. Limit	NONE	NONE	NONE



# Receiving Water Constituents 1999 Turbidity



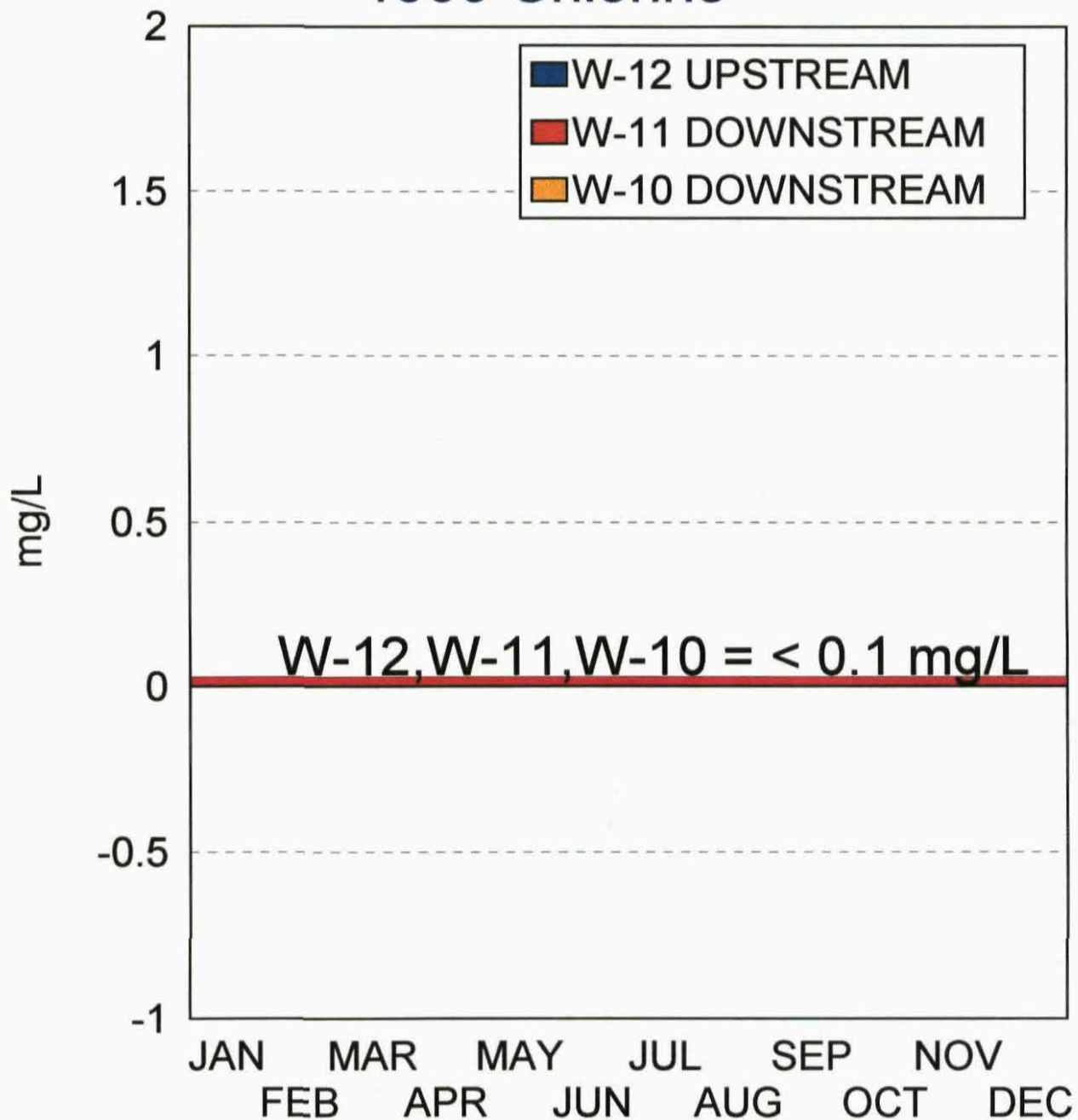


**RECEIVING WATER CONSTITUENTS FOR 1999**

Chlorine

<b>MONTH</b>	<b>W-12 mg/L</b>	<b>W-11 mg/L</b>	<b>W-10 mg/L</b>
January	<0.1	<0.1	<0.1
February	<0.1	<0.1	<0.1
March	<0.1	<0.1	<0.1
April	<0.1	<0.1	<0.1
May	<0.1	<0.1	<0.1
June	<0.1	<0.1	<0.1
July	<0.1	<0.1	<0.1
August	<0.1	<0.1	<0.1
September	<0.1	<0.1	<0.1
October	<0.1	<0.1	<0.1
November	<0.1	<0.1	<0.1
December	<0.1	<0.1	<0.1
Average	<0.1	<0.1	<0.1
W.Q.C.B. Limit	NONE	NONE	NONE

# Receiving Water Constituents 1999 Chlorine



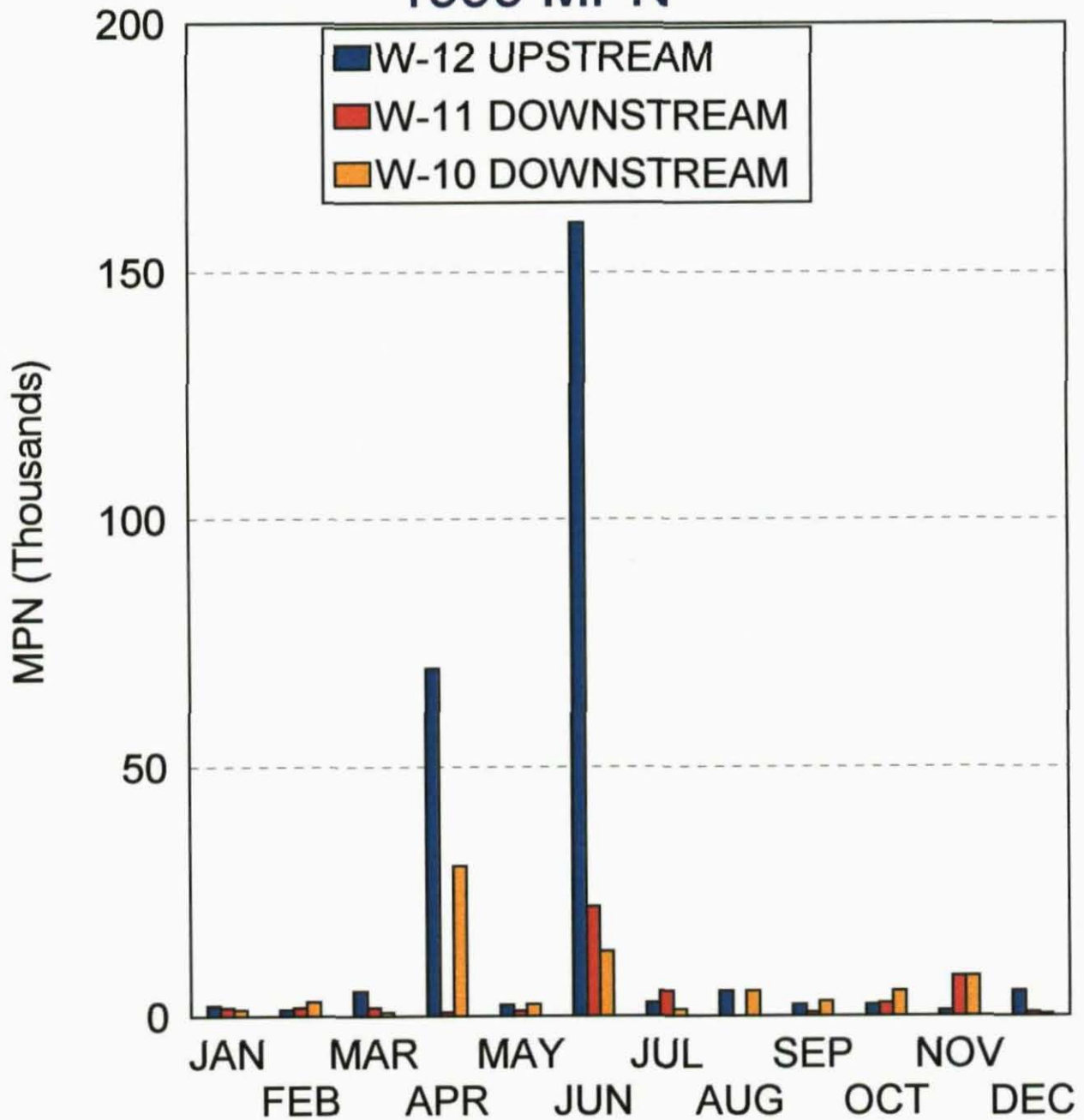
**RECEIVING WATER CONSTITUENTS FOR 1999**

Most Probable Number

<b>MONTH</b>	<b>W-12 MPN</b>	<b>W-11 MPN</b>	<b>W-10 MPN</b>
January	2200	1700	1300
February	1300	1700	3000
March	5000	1700	700
April	70000	700	30000
May	2300	1050	2400
June	160000	22000	13000
July	2700	5000	1300
August	5000	2200	5000
September	2300	800	3000
October	2300	2600	5000
November	1100	8000	8000
December	5000	800	400
Average	21600	3838	6092
W.Q.C.B. Limit	NONE	NONE	NONE

# Receiving Water Constituents

## 1999 MPN

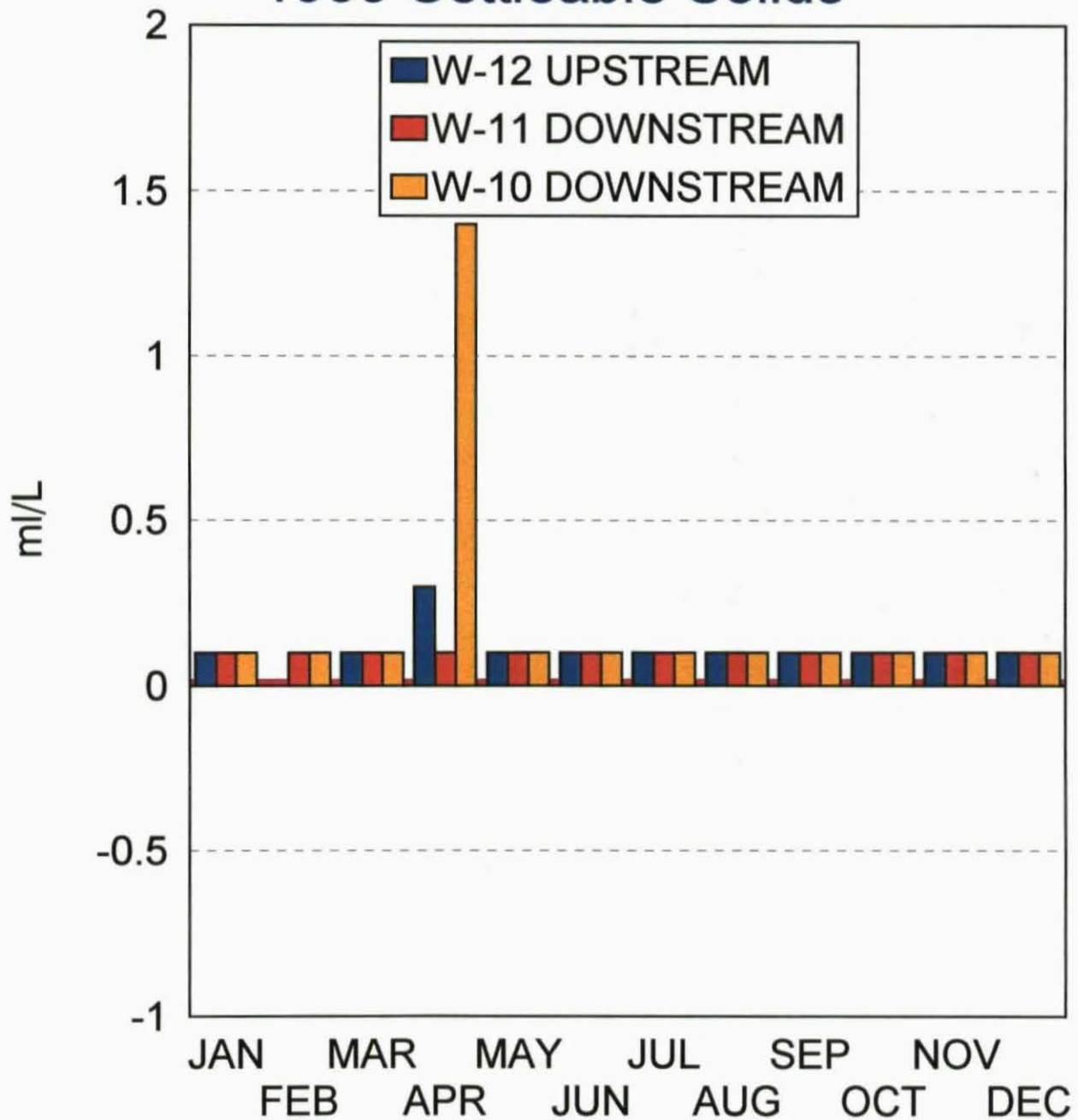


**RECEIVING WATER CONSTITUENTS FOR 1999**

Settleable Solids

<b>MONTH</b>	<b>W-12 mg/L</b>	<b>W-11 mg/L</b>	<b>W-10 mg/L</b>
January	<0.1	<0.1	<0.1
February	0.1	0.1	0.1
March	0.1	0.1	0.1
April	0.1	0.1	0.1
May	0.1	0.1	0.1
June	<0.1	<0.1	<0.1
July	0.1	0.1	0.1
August	0.1	0.1	0.1
September	0.1	0.1	0.1
October	0.1	0.1	0.1
November	0.1	0.1	0.1
December	0.1	0.1	0.1
Average	0.1	0.1	0.1
W.Q.C.B. Limit	NONE	NONE	NONE

# Receiving Water Constituents 1999 Settleable Solids



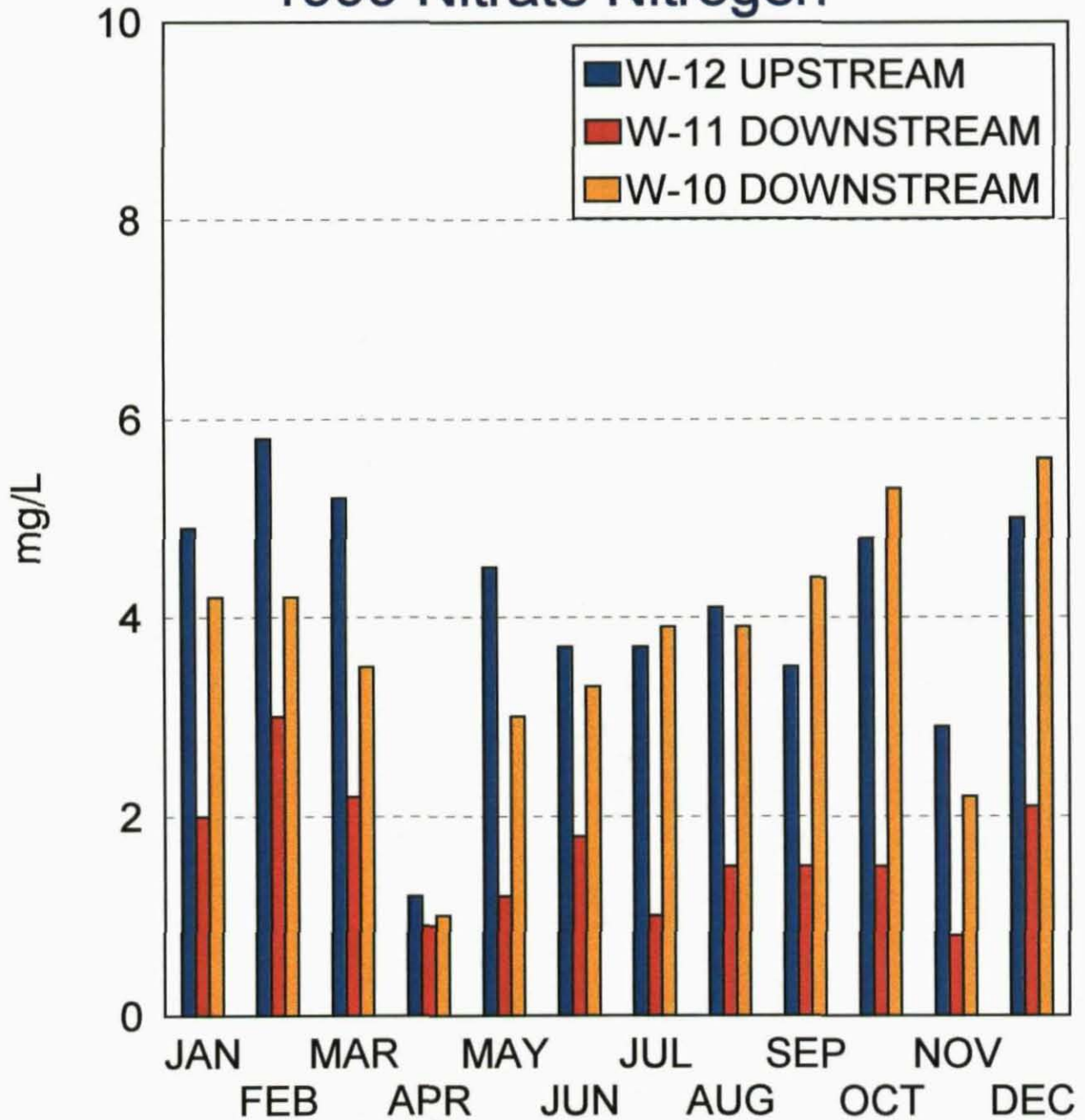
**RECEIVING WATER CONSTITUENTS FOR 1999**

Nitrate Nitrogen

<b>MONTH</b>	<b>W-12 mg/L</b>	<b>W-11 mg/L</b>	<b>W-10 mg/L</b>
January	4.9	2.0	4.2
February	5.8	3.0	4.2
March	5.2	2.2	3.5
April	1.2	0.9	1.0
May	4.5	1.2	3.0
June	3.7	1.8	3.3
July	3.7	1.0	3.9
August	4.1	1.5	3.9
September	3.5	1.5	4.4
October	4.8	1.5	5.3
November	2.9	0.8	2.2
December	5.0	2.1	5.6
Average	4.1	1.6	3.7
W.Q.C.B. Limit	NONE	NONE	NONE

# Receiving Water Constituents

## 1999 Nitrate Nitrogen





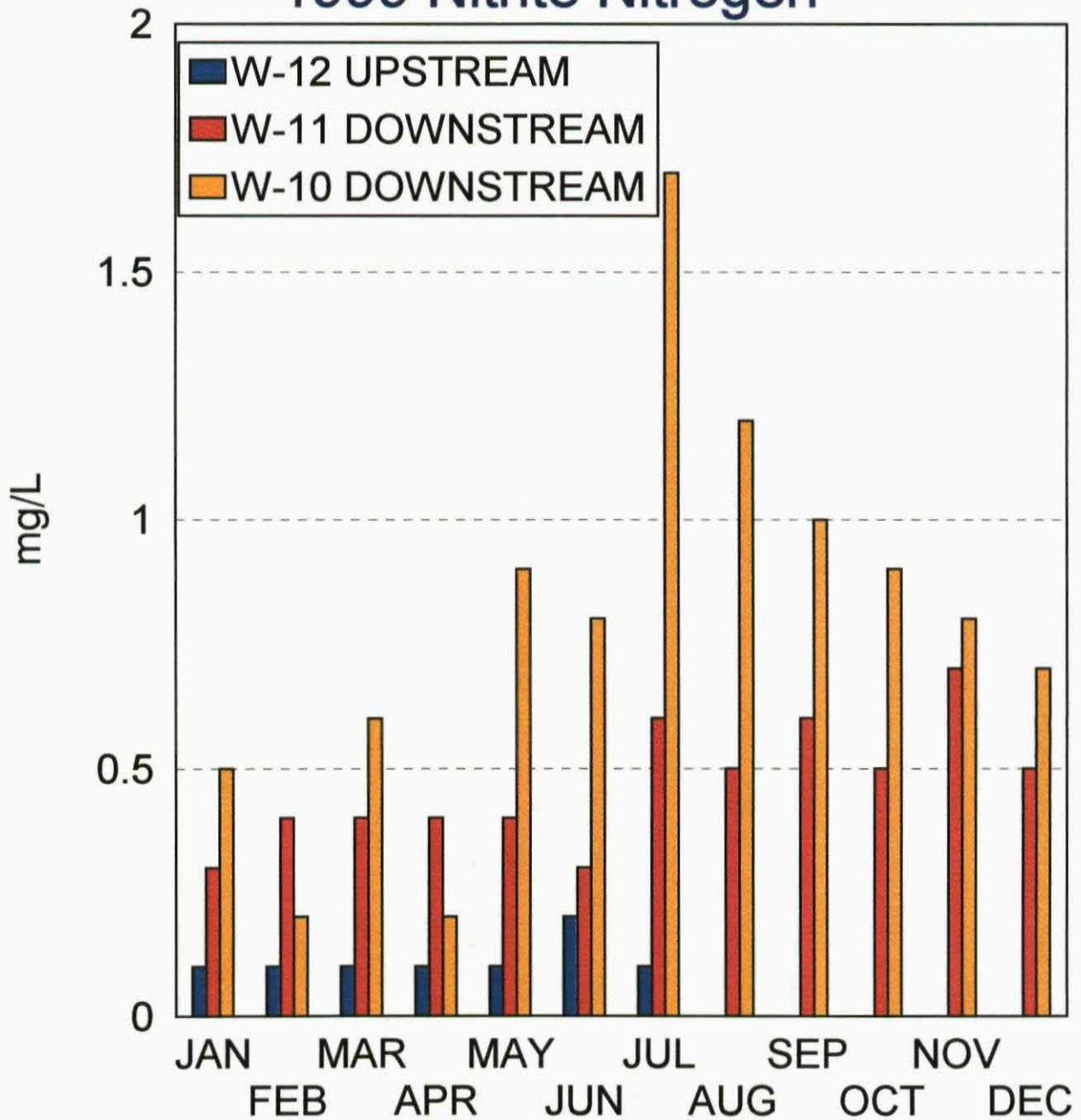
## RECEIVING WATER CONSTITUENTS FOR 1999

### Nitrite Nitrogen

MONTH	W-12 mg/L	W-11 mg/L	W-10 mg/L
January	0.1	0.3	0.5
February	0.1	0.4	0.2
March	0.1	0.4	0.6
April	0.1	0.4	0.2
May	0.1	0.4	0.9
June	0.2	0.3	0.8
July	0.1	0.6	1.7
August	0.0	0.5	1.2
September	0.0	0.6	1.0
October	0.0	0.5	0.9
November	0.0	0.7	0.8
December	0.0	0.5	0.7
Average	0.0	0.5	0.8
W.Q.C.B. Limit	NONE	NONE	NONE

# Receiving Water Constituents

## 1999 Nitrite Nitrogen



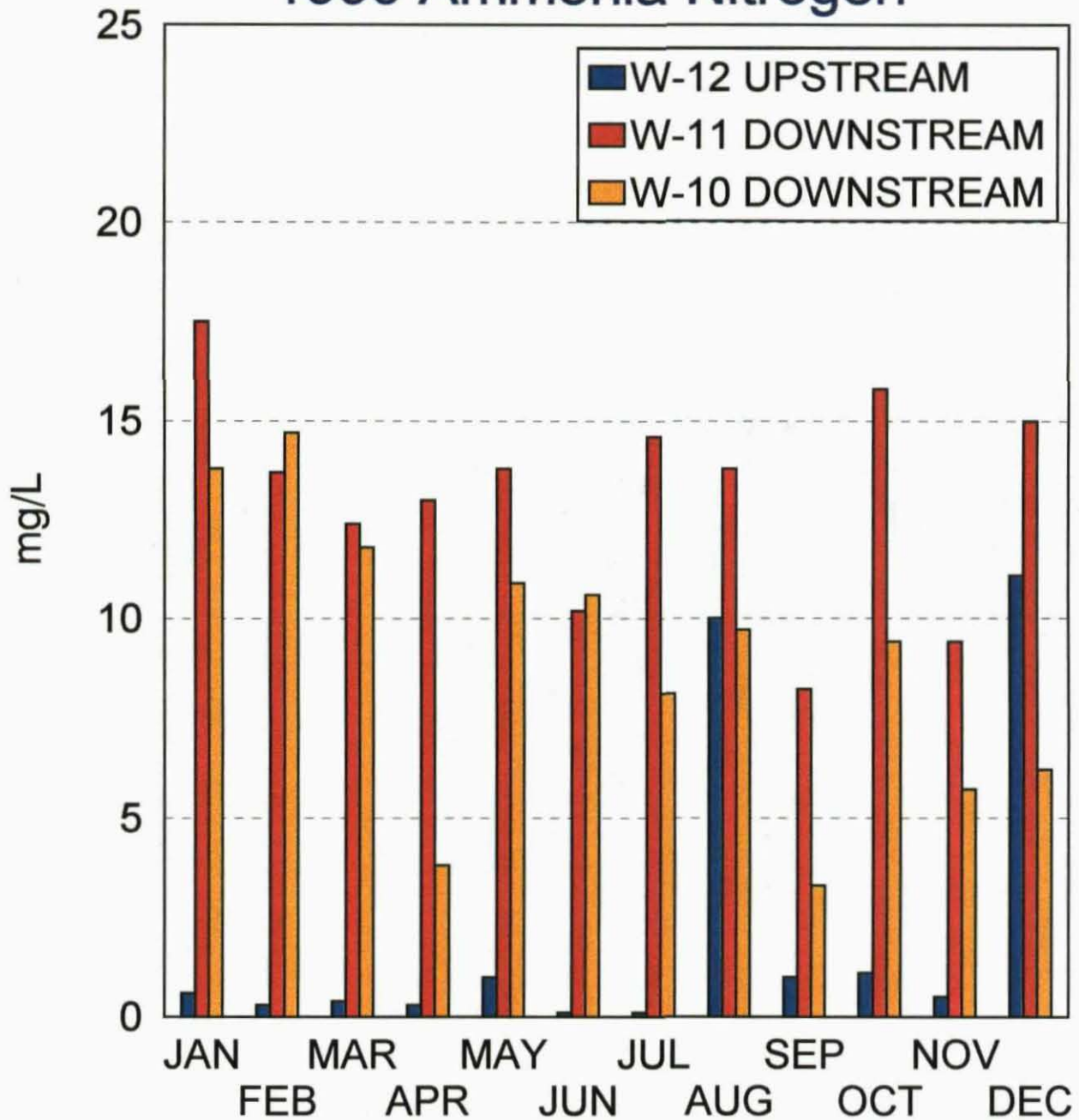
**RECEIVING WATER CONSTITUENTS FOR 1999**

Ammonia Nitrogen

<b>MONTH</b>	<b>W-12 mg/L</b>	<b>W-11 mg/L</b>	<b>W-10 mg/L</b>
January	0.6	17.5	13.8
February	0.3	13.7	14.7
March	0.4	12.4	11.8
April	0.3	13.0	3.8
May	1.0	13.8	10.9
June	0.1	10.2	10.6
July	0.1	14.6	8.1
August	10.0	13.8	9.7
September	1.0	8.2	3.3
October	1.1	15.8	9.4
November	0.5	9.4	5.7
December	11.1	15.0	0.2
Average	2.2	13.1	8.5
W.Q.C.B. Limit	NONE	NONE	NONE

# Receiving Water Constituents

## 1999 Ammonia Nitrogen



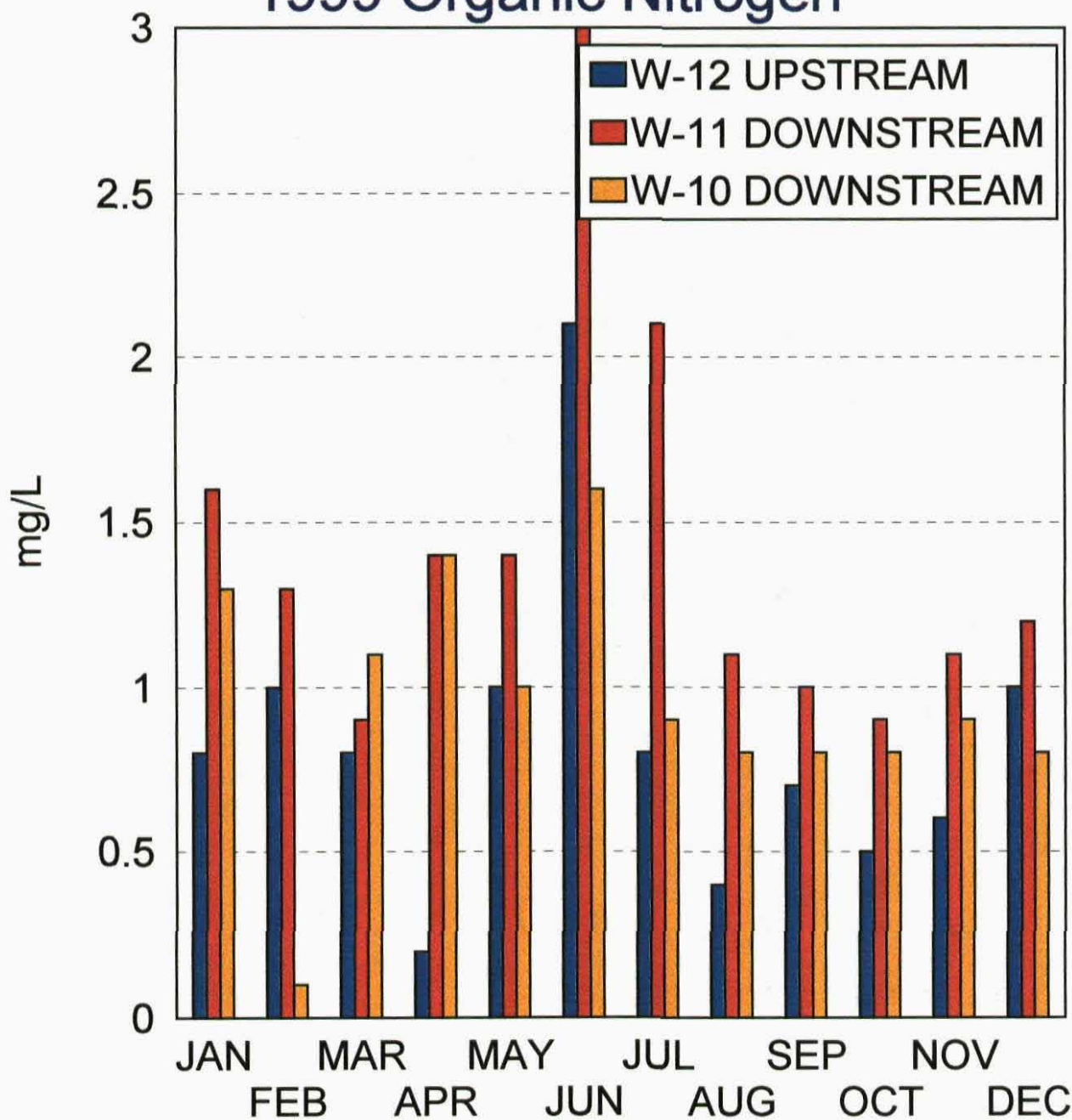
## RECEIVING WATER CONSTITUENTS FOR 1999

### Organic Nitrogen

MONTH	W-12 mg/L	W-11 mg/L	W-10 mg/L
January	0.8	1.6	1.3
February	1.0	1.3	0.1
March	0.8	0.9	1.1
April	0.2	1.4	1.4
May	1.0	1.4	1.0
June	2.1	3.0	1.6
July	0.8	2.1	0.9
August	0.4	1.1	0.8
September	0.7	1.0	0.8
October	0.5	0.9	0.8
November	0.6	1.1	0.9
December	1.0	1.2	0.8
Average	0.8	1.2	1.0
W.Q.C.B. Limit	NONE	NONE	NONE

# Receiving Water Constituents

## 1999 Organic Nitrogen



RECEIVING WATER CONSTITUENTS FOR 1999

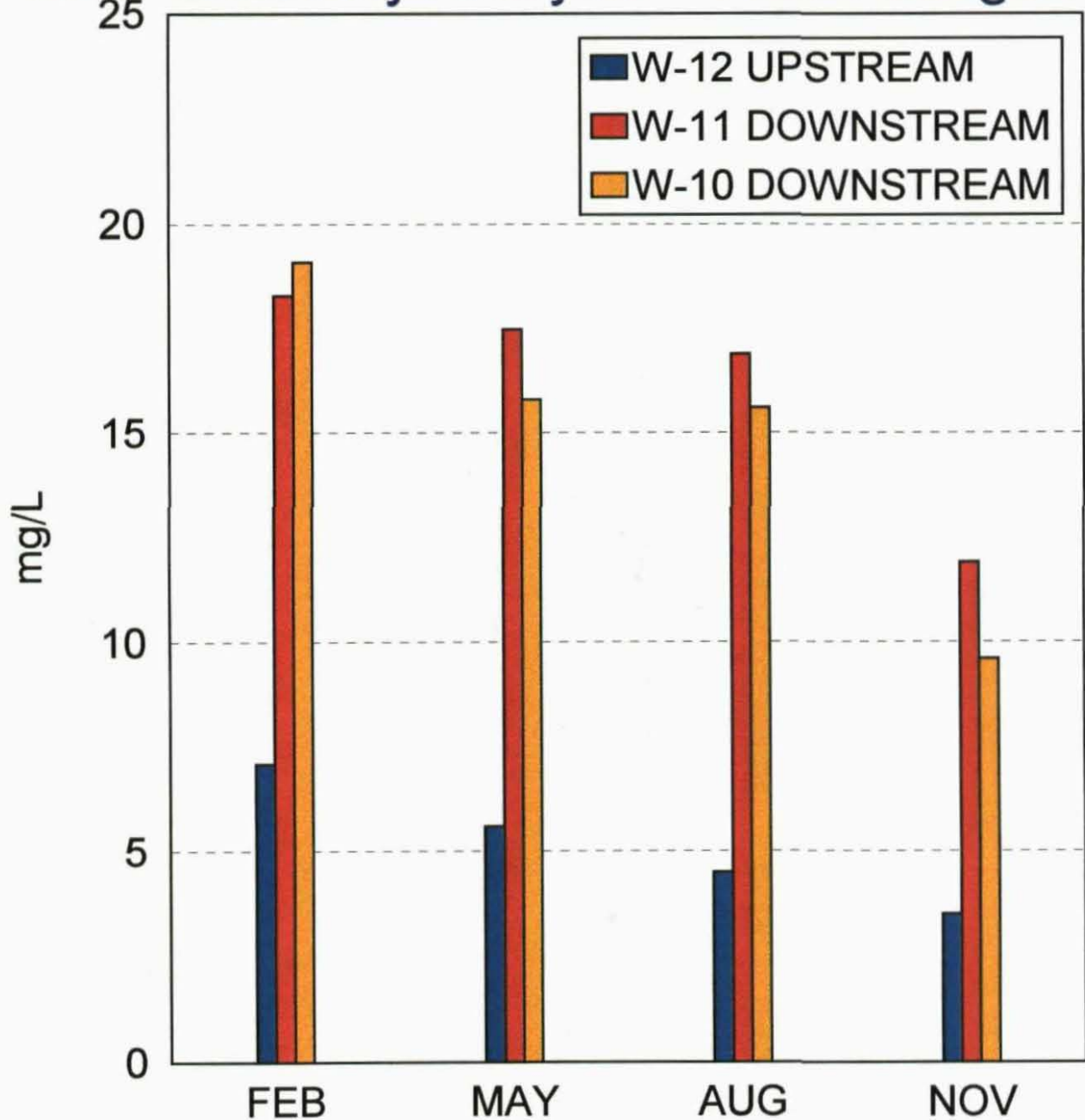
Total Nitrogen

MONTH	W-12 mg/L	W-11 mg/L	W-10 mg/L
February	7.1	18.3	19.1
May	5.6	17.5	15.8
August	4.5	16.9	15.6
September	0.7	11.3	9.4
November	3.5	11.9	9.6
Average	4.3	16.2	13.9
W.Q.C.B. Limit	NONE	NONE	NONE



# Receiving Water Constituents

1999 Quarterly Analysis - Total Nitrogen





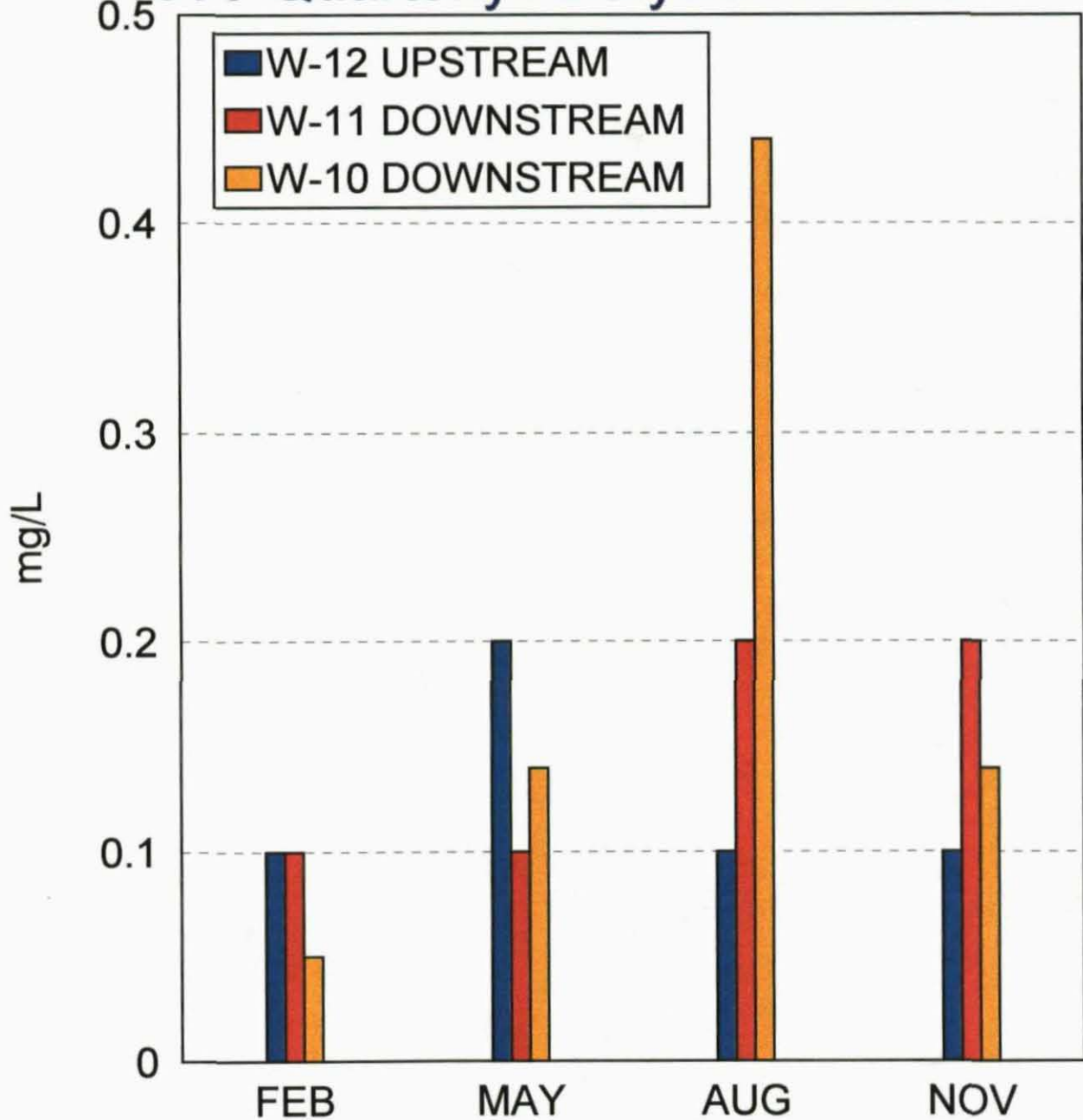
## RECEIVING WATER CONSTITUENTS FOR 1999

### Total Surfactants

<u>MONTH</u>	<u>W-12 mg/L</u>	<u>W-11 mg/L</u>	<u>W-10 mg/L</u>
February	0.1	0.1	0
May	0.2	0.1	0
August	0.1	0.2	0
November	0.1	0.2	0
Average	0.1	0.2	0
W.Q.C.B. Limit	NONE	NONE	NONE

# Receiving Water Constituents

1999 Quarterly Analysis - MBAS



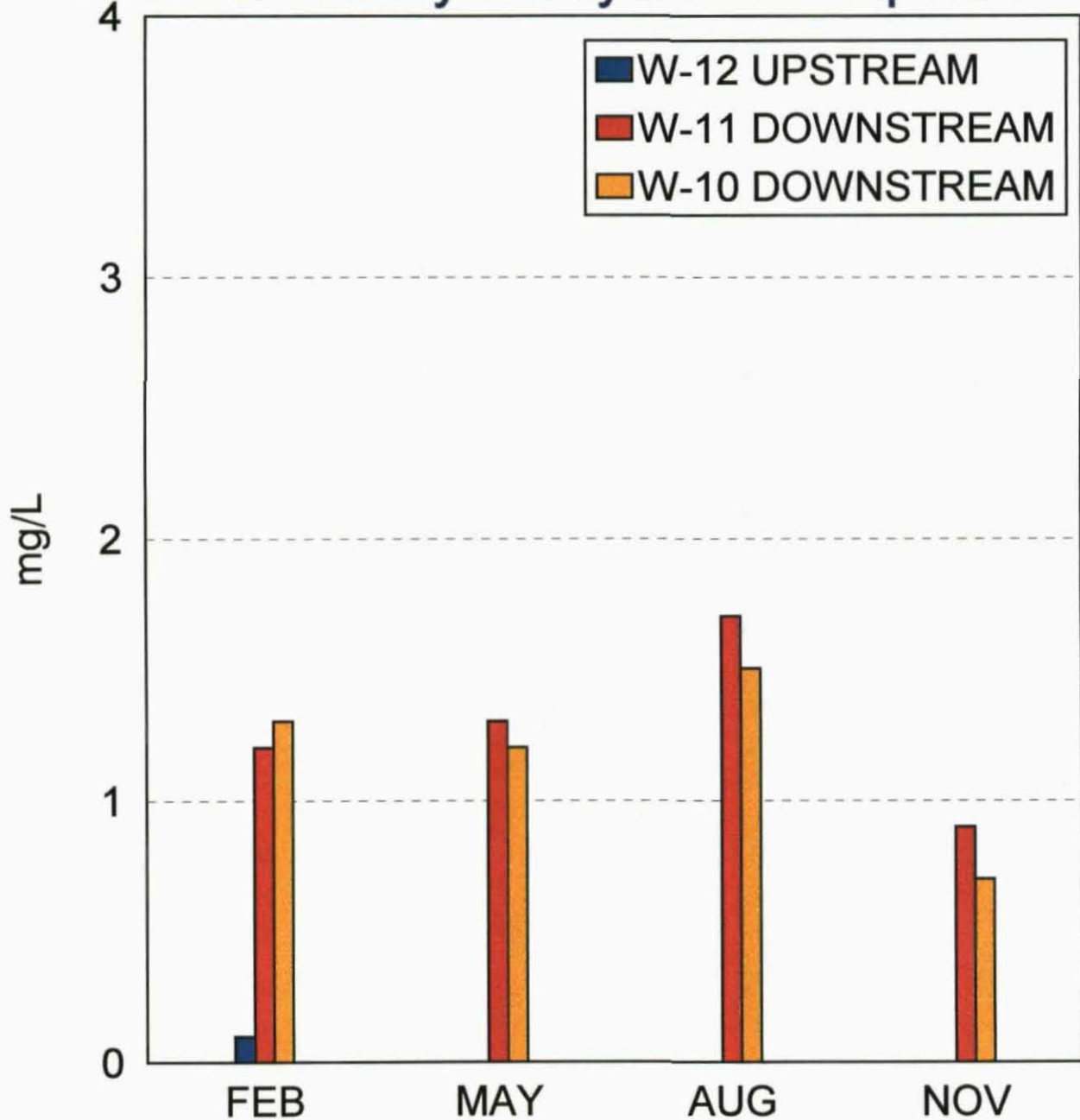
RECEIVING WATER CONSTITUENTS FOR 1999

Total Phosphates

MONTH	W-12 mg/L	W-11 mg/L	W-10 mg/L
February	0.1	1.2	1.3
May	0.0	1.3	1.2
August	0.0	1.7	1.5
November	0.0	0.9	0.7
Average	0.0	1.3	1.2
W.Q.C.B. Limit	NONE	NONE	NONE

# Receiving Water Constituents

1999 Quarterly Analysis - Phosphate



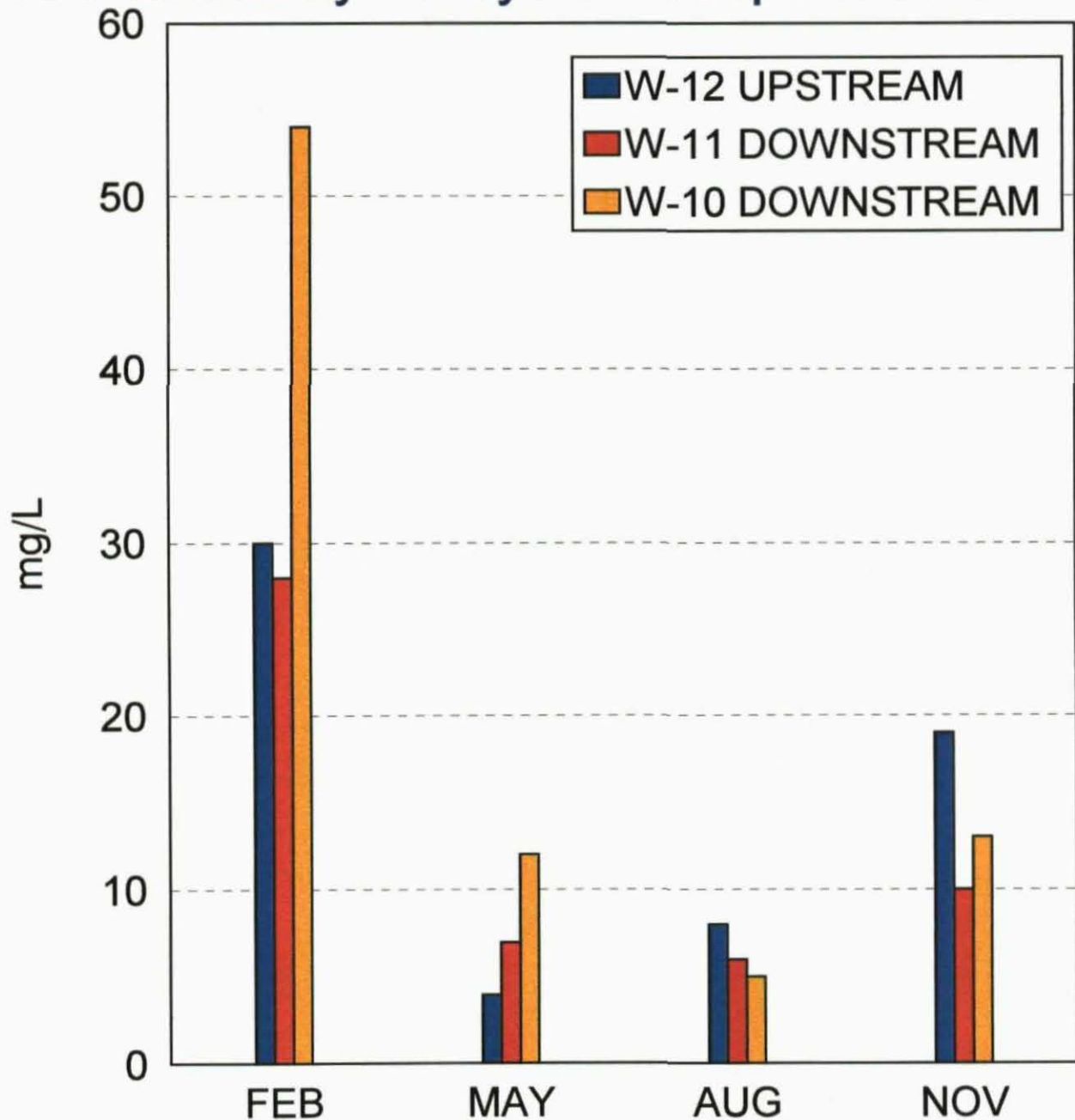
RECEIVING WATER CONSTITUENTS FOR 1999

Suspended Solids

MONTH	W-12 mg/L	W-11 mg/L	W-10 mg/L
February	29.6	28.4	53.6
May	4.0	6.7	12.1
August	8.3	6.2	5.0
November	19.2	10.4	12.8
Average	15.3	12.9	20.9
W.Q.C.B. Limit	NONE	NONE	NONE

# Receiving Water Constituents

1999 Quarterly Analysis - Suspended Solids



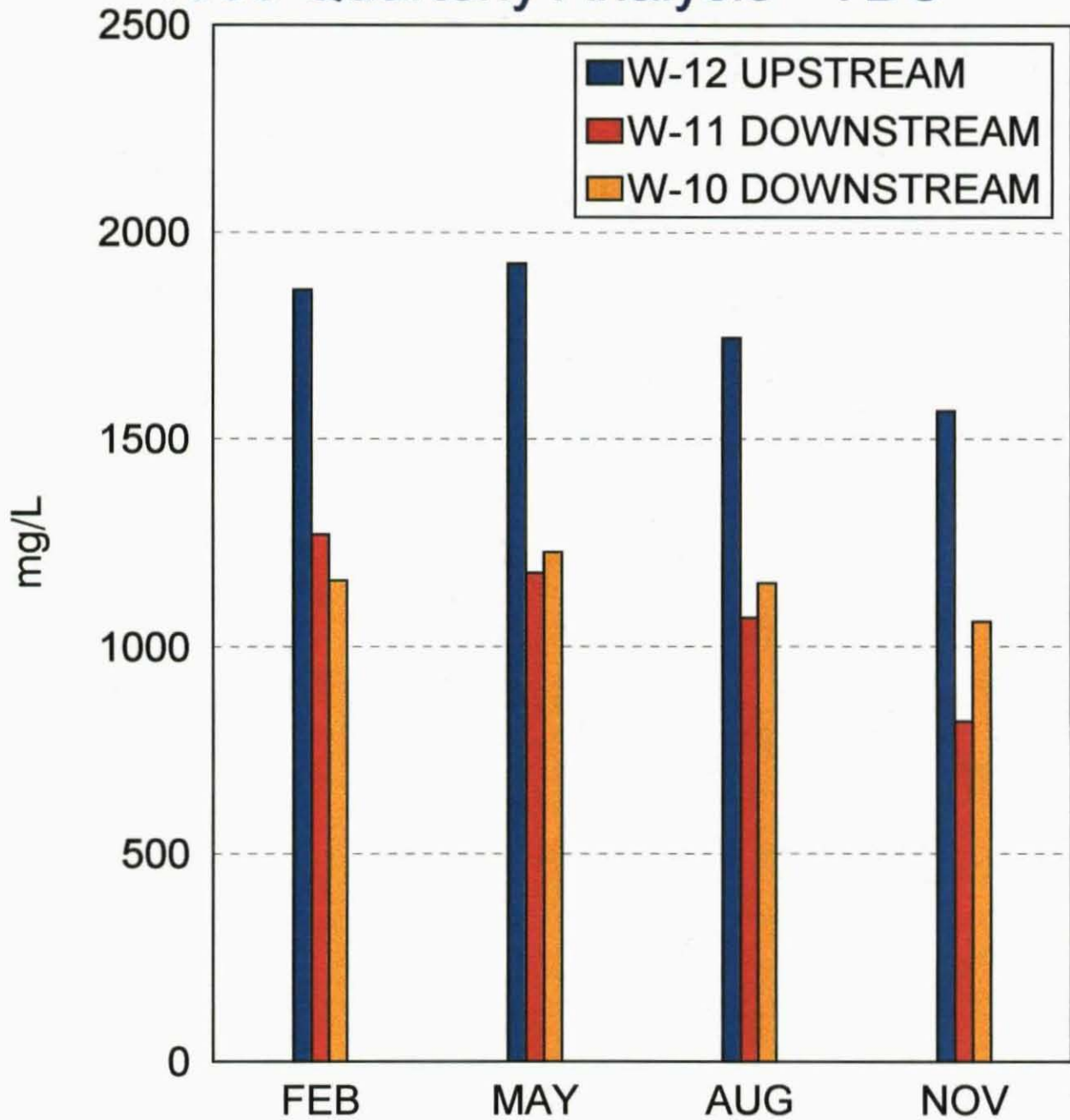
## RECEIVING WATER CONSTITUENTS FOR 1999

### Total Dissolves Solids

<b>MONTH</b>	<b>W-12 mg/L</b>	<b>W-11 mg/L</b>	<b>W-10 mg/L</b>
February	1862	1271	1160
May	1926	1178	1228
August	1745	1070	1153
November	1568	818	1061
Average	1776	1084	1161
W.Q.C.B. Limit	NONE	NONE	NONE

# Receiving Water Constituents

## 1999 Quarterly Analysis - TDS





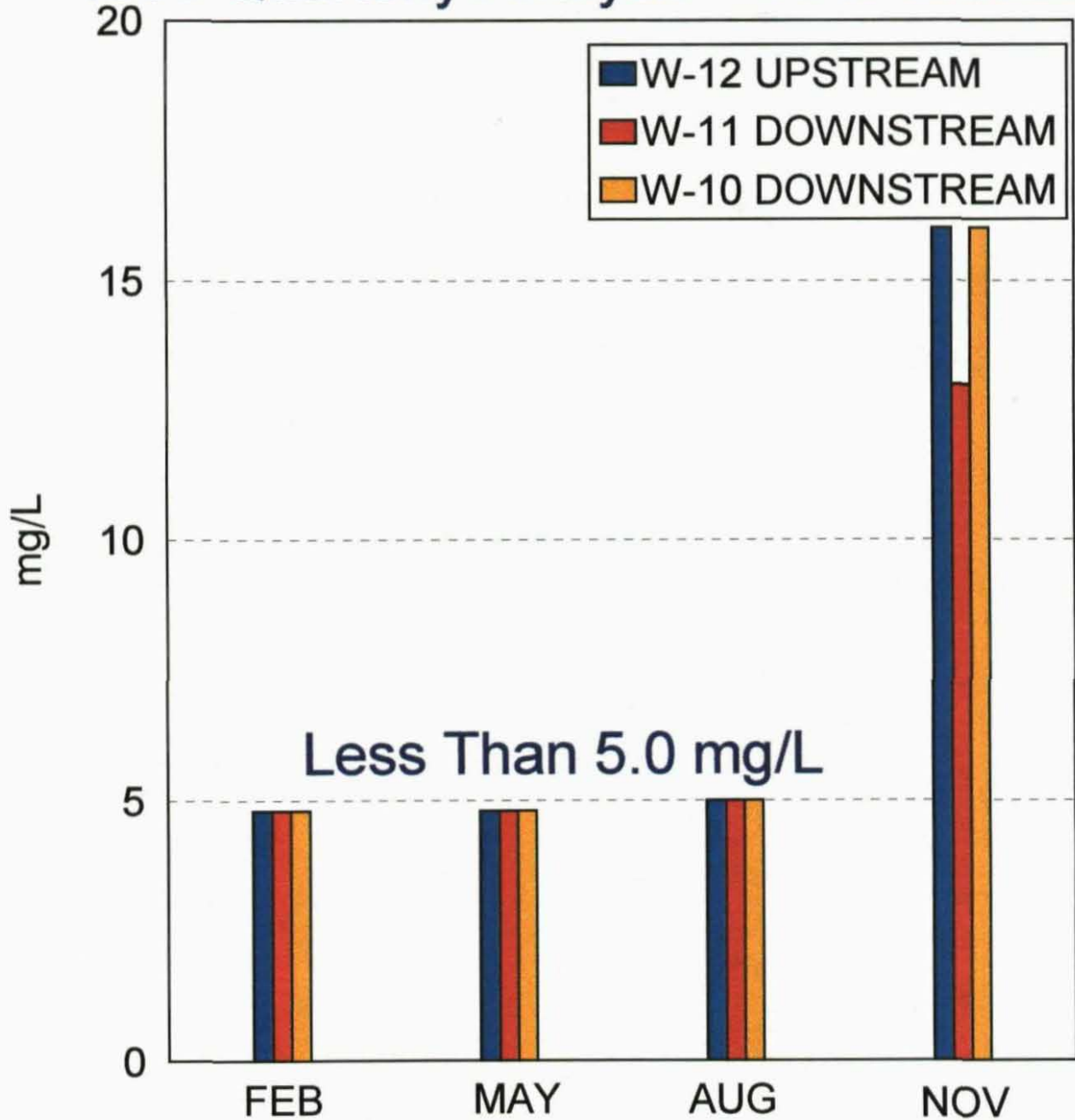
RECEIVING WATER CONSTITUENTS FOR 1999

Oil and Grease

MONTH	W-12 mg/L	W-11 mg/L	W-10 mg/L
February	<5	<5	<5
May	<5	<5	<5
August	<5	<5	<5
November	<5	<5	<5
Average	<5	<5	<5
W.Q.C.B. Limit	NONE	NONE	NONE

# Receiving Water Constituents

1999 Quarterly Analysis - Oil & Grease

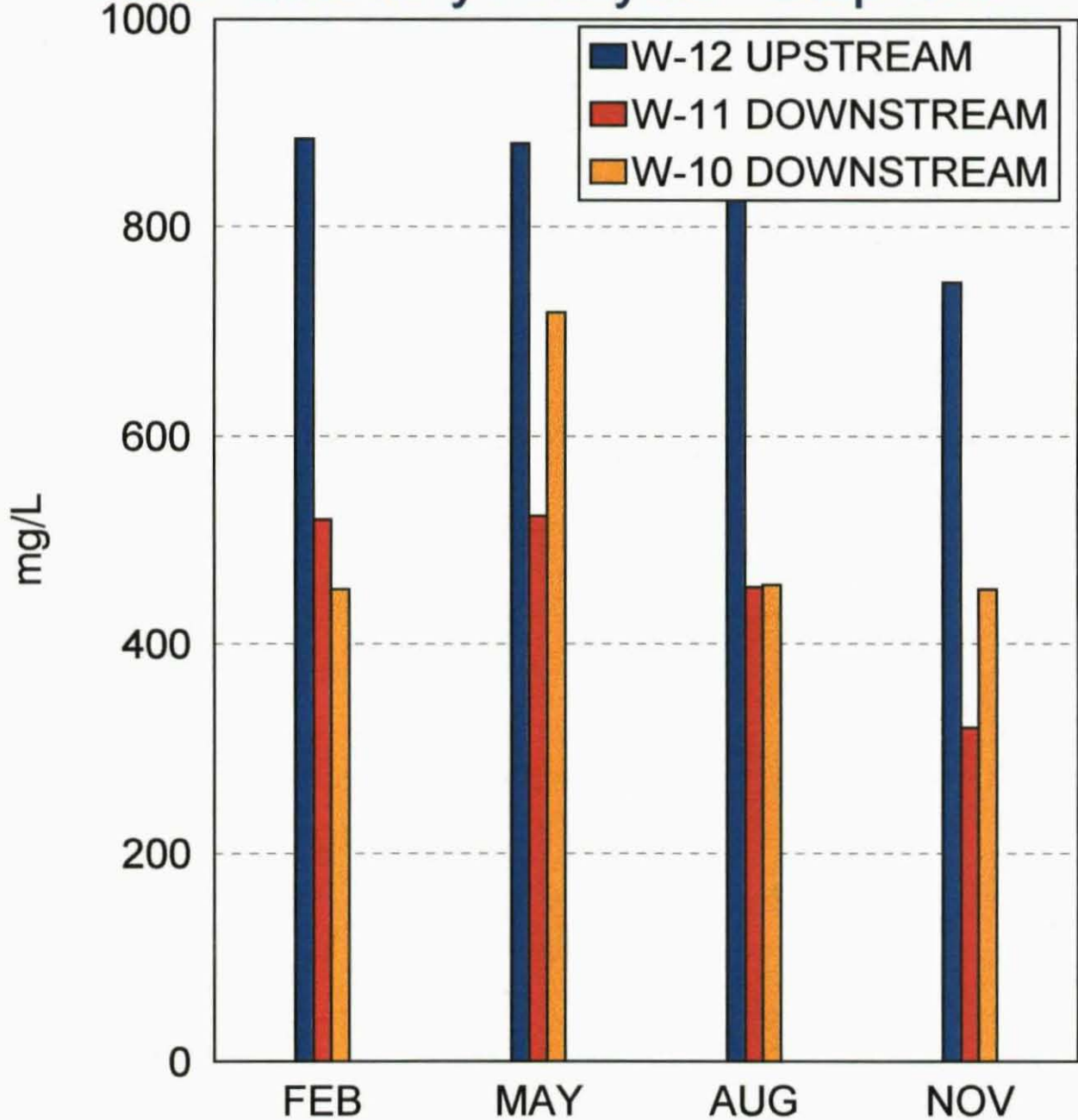


RECEIVING WATER CONSTITUENTS FOR 1999

MONTH	<u>Sulphate</u>		
	W-12 mg/L	W-11 mg/L	W-10 mg/L
February	885	520	453
May	881	524	718
August	961	455	457
November	747	32	453
Average	869	455	520
W.Q.C.B. Limit	NONE	NONE	NONE

# Receiving Water Constituents

1999 Quarterly Analysis - Sulphate



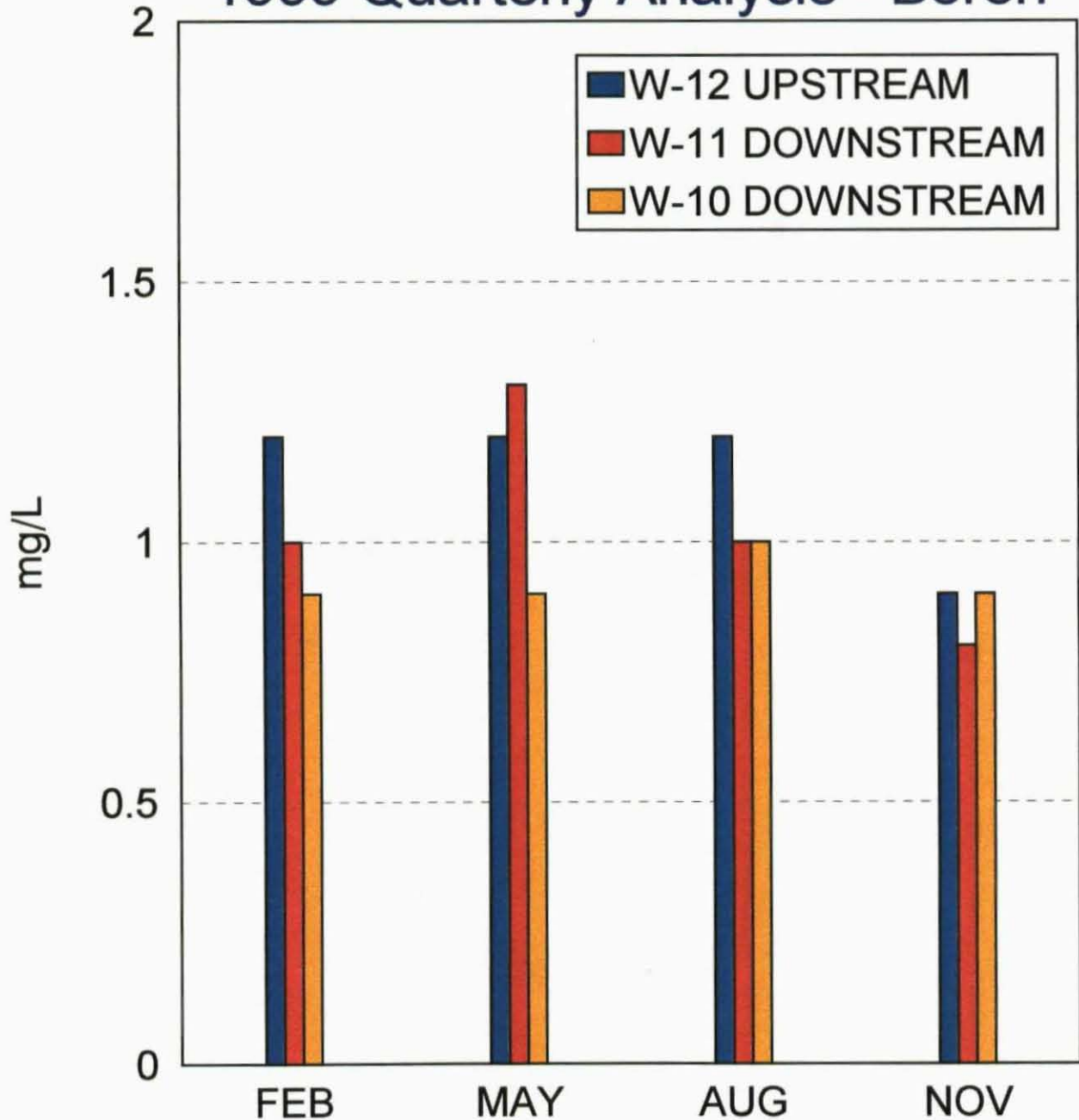
## RECEIVING WATER CONSTITUENTS FOR 1999

### Boron

MONTH	W-12 mg/L	W-11 mg/L	W-10 mg/L
February	1.2	1.0	0.9
May	1.2	1.3	0.9
August	1.2	1.0	1.0
November	0.9	0.8	0.9
Average	1	1	1
W.Q.C.B. Limit	NONE	NONE	NONE

# Receiving Water Constituents

1999 Quarterly Analysis - Boron

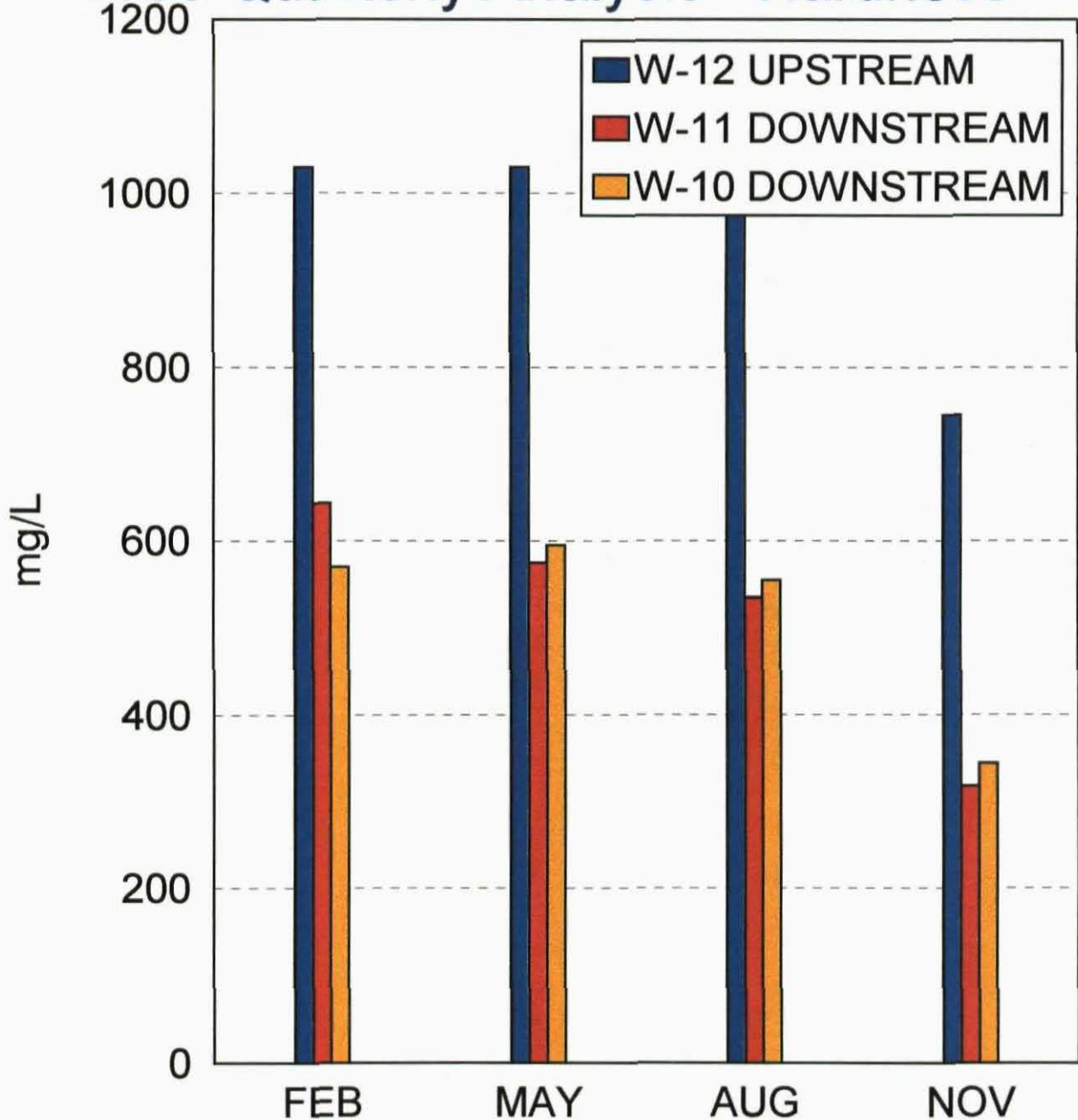


RECEIVING WATER CONSTITUENTS FOR 1999

MONTH	<u>Hardness</u>		
	W-12 mg/L	W-11 mg/L	W-10 mg/L
February	1030	643	570
May	1030	575	595
August	955	535	555
November	745	318	344
Average	1030	386	516
W.Q.C.B. Limit	NONE	NONE	NONE

# Receiving Water Constituents

1999 Quarterly Analysis - Hardness





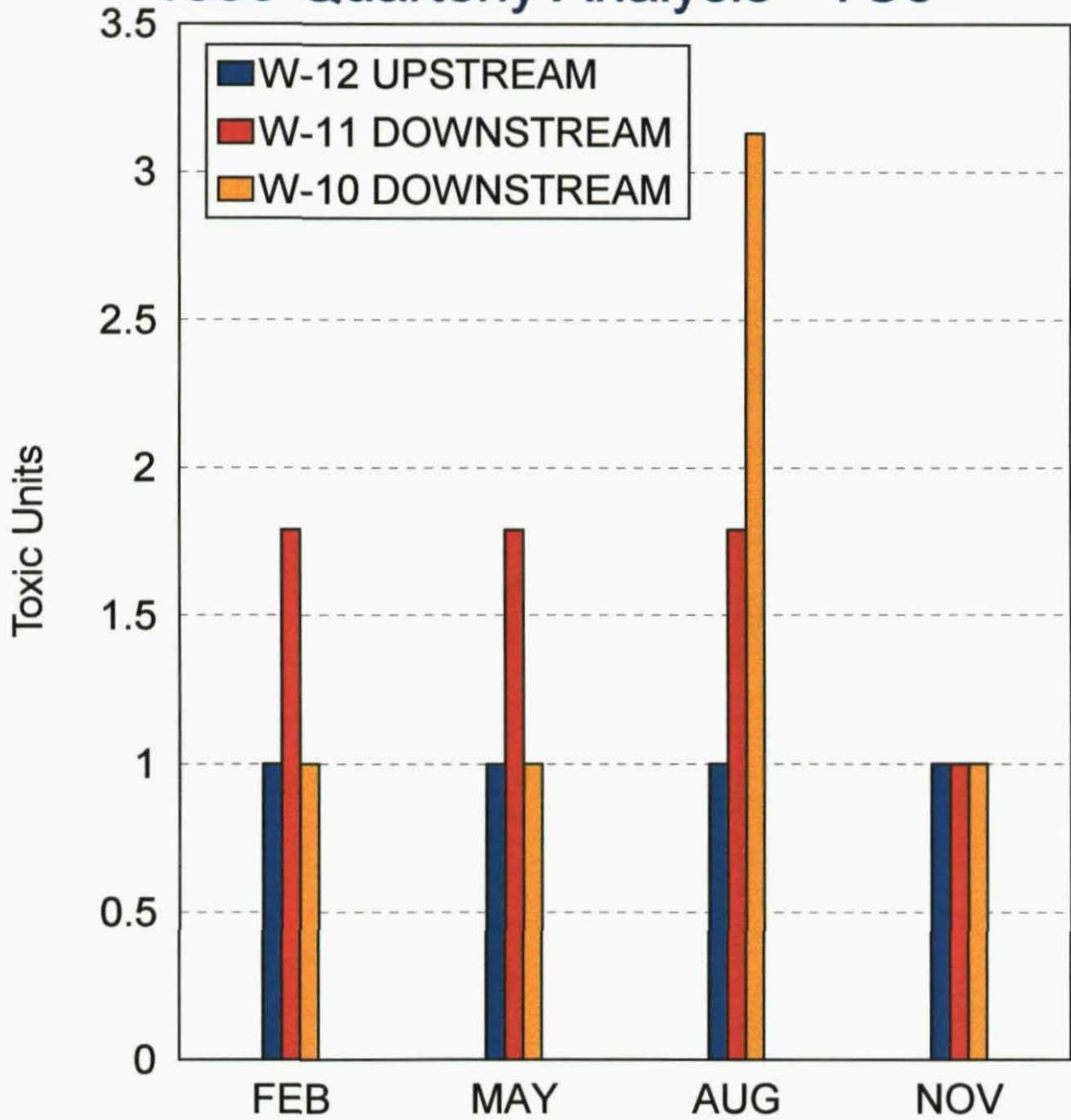
RECEIVING WATER CONSTITUENTS FOR 1999

Chronic Toxicity

MONTH	W-12 TUC	W-11 TUC	W-10 TUC
February	1.0	1.79	1.0
May	1.0	1.79	1.0
August	1.0	1.79	3.13
November	1.00	1.00	1.0
Average	1.0	1.59	1.53
W.Q.C.B. Limit	NONE	NONE	NONE

# Receiving Water Constituents

1999 Quarterly Analysis - TUC

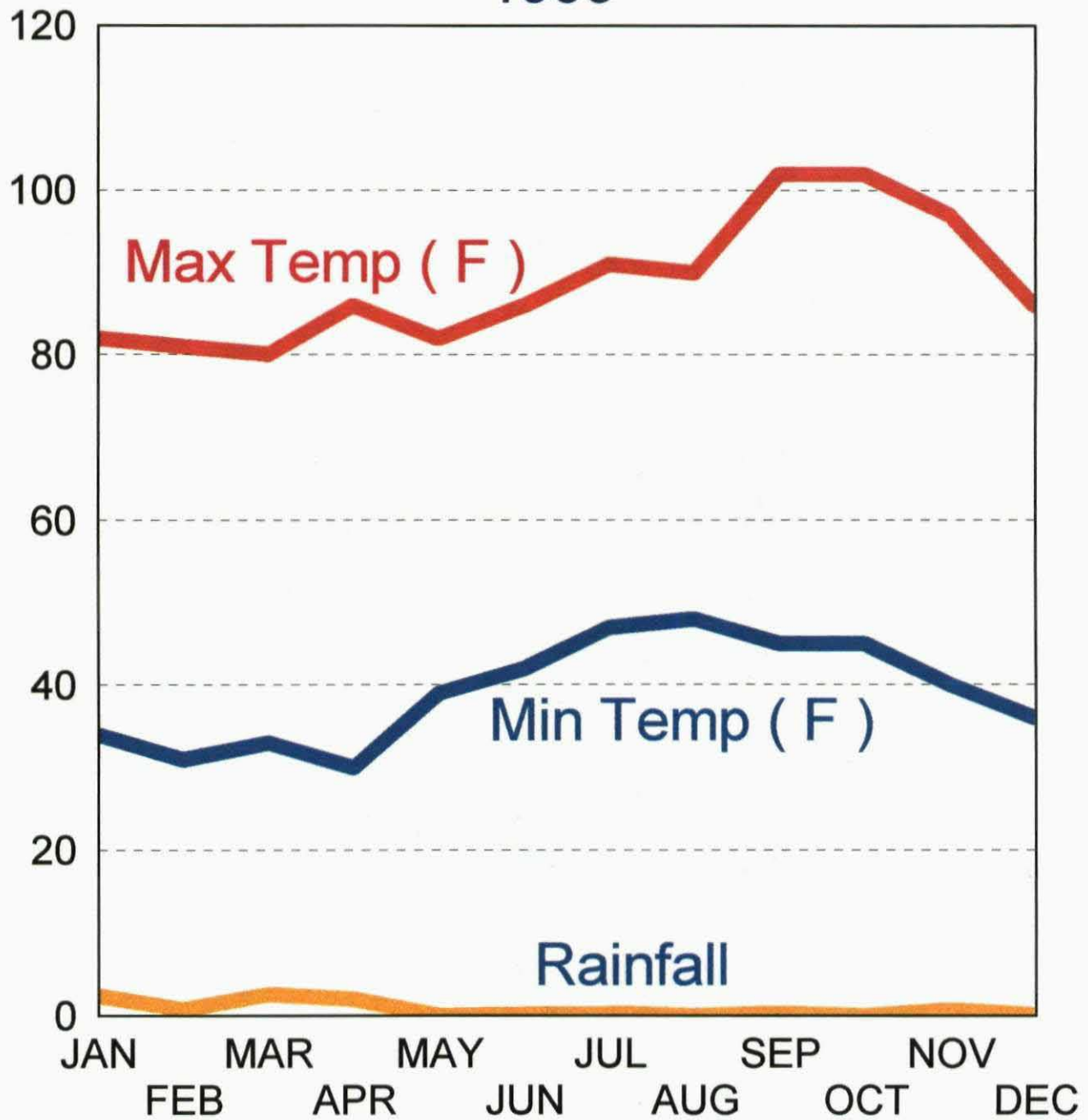


**MONTHLY AVERAGES OF DAILY TEMPERATURES  
AND PRECIPITATION FOR 1999**

Temperature (°F)

<b>MONTH</b>	<b>Minimum</b>	<b>Maximum</b>	<b>Rainfall (in Inches)</b>
January	34°	82°	2.4°
February	31°	81°	0.8°
March	33°	80°	2.6°
April	30°	86°	2.0°
May	39°	82°	0.0°
June	42°	86°	0.2°
July	47°	91°	0.3°
August	48°	90°	0.0°
September	45°	102°	0.3°
October	45°	102°	0.0°
November	40°	97°	0.7°
December	36°	86°	0.1°
Average	39°	89°	0.8°
Total			9.4
W.Q.C.B. Limit	NONE	NONE	NONE

# Temperature And Rainfall Averages 1999




**RECEIVING WATER CONSTITUENTS FOR 1999**

Semi-Annual Testing for  
Arsenic, Cadmium, Chromium, Copper, Nickel, Lead,  
Chlorinated Pesticides, N and P Pesticides, BNA,  
Total Petroleum Hydrocarbon

Date: February 22, 1999

<b>Constituents</b>	<b>mg/L *D.L.</b>	<b>W-12 mg/L</b>	<b>W-11 mg/L</b>	<b>W-10 mg/L</b>
Arsenic	0.1	ND	ND	ND
Cadmium	0.02	ND	ND	ND
Chromium	0.02	ND	ND	ND
Copper	0.02	ND	ND	ND
Nickel	0.02	ND	ND	ND
Lead	0.02	ND	ND	ND
Zinc	0.02	ND	ND	ND
Chlorinated Pesticides		See Attachment 1	See Attachment 2	See Attachment 3
N & P Pesticides		See Attachment 1	See Attachment 2	See Attachment 3
BNA		See Attachment 1	See Attachment 2	See Attachment 3
Total Petroleum Hydrocarbon		See Attachment 1	See Attachment 2	See Attachment 3
<u>*Detection Limit</u>				

ATTACHMENT 1  
RECEIVING WATER RESULTS  
W - 12



# PAT-CHEM LABORATORIES

Customer: **City of Simi Valley**  
500 West Los Angeles Avenue  
Simi Valley, CA 93095

Attention: Ms. Barbara Santos

Report Date: 2-22-99

P.O.#: 38387

Sample I.D.: 44032

Subject: Receiving Water Grab Sample

Sampling Data:


Sample Date:	2-3-99
Sampled By:	City of Simi Valley
S.V.I.D.#:	7332
Location:	W12


Results:

PARAMETER	EPA METHOD	DETECTION LIMIT	ANALYSIS
Arsenic	200.7	0.1 mg/L	< 0.1 mg/L
Cadmium	200.7	0.02 mg/L	< 0.02 mg/L
Chromium	200.7	0.02 mg/L	< 0.02 mg/L
Copper	200.7	0.02 mg/L	< 0.02 mg/L
Lead	200.7	0.02 mg/L	< 0.02 mg/L
Nickel	200.7	0.02 mg/L	< 0.02 mg/L
Zinc	200.7	0.02 mg/L	< 0.02 mg/L
Oil & Grease	413.1	5 mg/L	< 5 mg/L
TRPH	418.1	5 mg/L	< 5 mg/L

Comments: Sample was prepared per Section 200 of EPA-600/4-79-020 for metals analysis.

Respectfully Submitted,

  
Pat Brueckner  
Laboratory Director



# PAT-CHEM LABORATORIES

Customer: **City of Simi Valley**  
500 West Los Angeles Avenue  
Simi Valley, CA 93095

Attention: Ms. Barbara Santos

Report Date: 2-22-99

P.O.#: 38387

Sample I.D.: 44032

Subject: Receiving Water Grab Sample

Sampling Data:

Sample Date:	2-3-99
Sampled By:	City of Simi Valley
S.V.I.D.#:	7332
Location:	W12

Results:


## EPA Method 508

Parameter	Detection Limit	Analysis
Alpha-BHC	0.01 ug/L	< 0.01 ug/L
Gamma-BHC (lindane)	0.01 ug/L	< 0.01 ug/L
Beta-BHC	0.03 ug/L	< 0.03 ug/L
Heptachlor	0.01 ug/L	< 0.01 ug/L
Delta-BHC	0.01 ug/L	< 0.01 ug/L
Aldrin	0.01 ug/L	< 0.01 ug/L
Heptachlor Epoxide	0.01 ug/L	< 0.01 ug/L
Endosulfan I	0.1 ug/L	< 0.1 ug/L
4,4'-DDE	0.01 ug/L	< 0.01 ug/L
Dieldrin	0.01 ug/L	< 0.01 ug/L
Endrin	0.05 ug/L	< 0.05 ug/L
4,4'-DDD	0.01 ug/L	< 0.01 ug/L
Endosulfan II	0.01 ug/L	< 0.01 ug/L
4,4'-DDT	0.01 ug/L	< 0.01 ug/L
Endrin Aldehyde	0.1 ug/L	< 0.1 ug/L
Endosulfan Sulfate	0.5 ug/L	< 0.5 ug/L
Methoxychlor	0.5 ug/L	< 0.5 ug/L
Toxaphene	1.0 ug/L	< 1.0 ug/L
Chlordane	1.0 ug/L	< 1.0 ug/L

Respectfully Submitted,

  
Pat Brueckner  
Laboratory Director





# PAT-CHEM LABORATORIES

Customer: **City of Simi Valley**  
500 West Los Angeles Avenue  
Simi Valley, CA 93095

Attention: Ms. Barbara Santos

Report Date: 2-22-99 P.O.#: 38387

Sample I.D.: 44032

Subject: Receiving Water Grab Sample

Sampling Data:

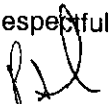
Sample Date:	2-3-99
Sampled By:	City of Simi Valley
S.V.I.D.#:	7332
Location:	W12


Results:

## EPA Method 507

Parameter	Detection Limit	Analysis
Ametryne	0.04 ug/L	< 0.04 ug/L
Cycloate	0.04 ug/L	< 0.04 ug/L
Disulfoton	0.04 ug/L	< 0.04 ug/L
Phenamiphos	0.04 ug/L	< 0.04 ug/L
Prometon	0.04 ug/L	< 0.04 ug/L
Tributylphosphorotrithioite	0.04 ug/L	< 0.04 ug/L
Atrazine	0.04 ug/L	< 0.04 ug/L
Diphenamid	0.04 ug/L	< 0.04 ug/L
Prometryne	0.04 ug/L	< 0.04 ug/L
Propazine	0.04 ug/L	< 0.04 ug/L
Terbutryne	0.04 ug/L	< 0.04 ug/L
Triadimefon	0.04 ug/L	< 0.04 ug/L
Butachlor	0.04 ug/L	< 0.04 ug/L
Carboxin	0.04 ug/L	< 0.04 ug/L
Diazinon	0.04 ug/L	< 0.04 ug/L
Metolachlor	0.04 ug/L	< 0.04 ug/L
Metribuzin	0.04 ug/L	< 0.04 ug/L

Respectfully Submitted,

  
Pat Brueckner  
Laboratory Director



# PAT-CHEM LABORATORIES

Customer: **City of Simi Valley**  
500 West Los Angeles Avenue  
Simi Valley, CA 93095

Attention: Ms. Barbara Santos

Report Date: 2-22-99

P.O.#: 38387

Sample I.D.: 44032

Subject: Receiving Water Grab Sample

Sampling Data:

Sample Date:	2-3-99
Sampled By:	City of Simi Valley
S.V.I.D.#:	7332
Location:	W12


Results:

## EPA Method 507

Parameter	Detection Limit	Analysis
MGK 264	0.04 ug/L	< 0.04 ug/L
Norflurazon	0.04 ug/L	< 0.04 ug/L
Terbufos	0.04 ug/L	< 0.04 ug/L
Vernolate	0.04 ug/L	< 0.04 ug/L
Alachlor	0.04 ug/L	< 0.04 ug/L
Atraton	0.04 ug/L	< 0.04 ug/L
Bromacil	0.04 ug/L	< 0.04 ug/L
Butylate	0.04 ug/L	< 0.04 ug/L
Chlorpropham	0.04 ug/L	< 0.04 ug/L
Molinate	0.04 ug/L	< 0.04 ug/L
Dichlorvos	0.04 ug/L	< 0.04 ug/L
Fenarimol	0.04 ug/L	< 0.04 ug/L
Tebuthiuron	0.04 ug/L	< 0.04 ug/L
Terbacil	0.04 ug/L	< 0.04 ug/L

Respectfully Submitted,

Pat Brueckner  
Laboratory Director



# PAT-CHEM LABORATORIES

Customer: **City of Simi Valley**  
500 West Los Angeles Avenue  
Simi Valley, CA 93095

Attention: Ms. Barbara Santos

Report Date: 2-22-99

P.O.#: 38387

Sample I.D.: 44032

Subject: Receiving Water Grab Sample

Sampling Data:


Sample Date:	2-3-99
Sampled By:	City of Simi Valley
S.V.I.D.#:	7332
Location:	W12

Results:

PARAMETER	EPA METHOD	DETECTION LIMIT	ANALYSIS
Acenaphthene	625	2 ug/L	< 2 ug/L
Benzidine	625	5 ug/L	< 5 ug/L
1,2,4-Trichlorobenzene	625	2 ug/L	< 2 ug/L
Hexachlorobenzene	625	3 ug/L	< 3 ug/L
Hexachloroethane	625	2 ug/L	< 2 ug/L
bis-(2-chloroethyl) ether	625	3 ug/L	< 3 ug/L
2-Chloronaphthalene	625	2 ug/L	< 2 ug/L
2,4,6-Trichlorophenol	625	10 ug/L	< 10 ug/L
p-Chloro-m-cresol	625	10 ug/L	< 10 ug/L
2-Chlorophenol	625	10 ug/L	< 10 ug/L
3,3'-Dichlorobenzidine	625	10 ug/L	< 10 ug/L
2,4-Dichlorophenol	625	10 ug/L	< 10 ug/L
2,4-Dimethylphenol	625	5 ug/L	< 5 ug/L
2,4-Dinitrotoluene	625	2 ug/L	< 2 ug/L
2,6-Dinitrotoluene	625	2 ug/L	< 2 ug/L
1,2-Diphenylhydrazine	625	25 ug/L	< 25 ug/L
Fluoranthene	625	2 ug/L	< 2 ug/L
4-Chlorophenyl phenyl ether	625	2 ug/L	< 2 ug/L
4-Bromophenyl phenyl ether	625	2 ug/L	< 2 ug/L
bis-(2-chloroisopropyl) ether	625	2 ug/L	< 2 ug/L

Respectfully Submitted,

  
Pat Brueckner  
Laboratory Director



# PAT-CHEM LABORATORIES

Customer: **City of Simi Valley**  
500 West Los Angeles Avenue  
Simi Valley, CA 93095

Attention: Ms. Barbara Santos

Report Date: 2-22-99

P.O.#: 38387

Sample I.D.: 44032

Subject: Receiving Water Grab Sample


Sampling Data:


Sample Date:	2-3-99
Sampled By:	City of Simi Valley
S.V.I.D.#:	7332
Location:	W12

Results:

PARAMETER	EPA METHOD	DETECTION LIMIT	ANALYSIS
bis-(2-chloroethoxy) methane	625	5 ug/L	< 5 ug/L
Hexachlorobutadiene	625	5 ug/L	< 5 ug/L
Hexachlorocyclopentadiene	625	5 ug/L	< 5 ug/L
Isophorone	625	2 ug/L	< 2 ug/L
Naphthalene	625	2 ug/L	< 2 ug/L
Nitrobenzene	625	5 ug/L	< 5 ug/L
2-Nitrophenol	625	10 ug/L	< 10 ug/L
4-Nitrophenol	625	20 ug/L	< 20 ug/L
2,4-Dinitrophenol	625	20 ug/L	< 20 ug/L
4,6-Dinitro-o-cresol	625	20 ug/L	< 20 ug/L
n-Nitrosodimethylamine	625	5 ug/L	< 5 ug/L
n-Nitrosodiphenylamine	625	2 ug/L	< 2 ug/L
n-Nitrosodi-n-propylamine	625	2 ug/L	< 2 ug/L
Pentachlorophenol	625	20 ug/L	< 20 ug/L
Phenol	625	5 ug/L	< 5 ug/L
bis-(2-ethylhexyl) phthalate	625	2 ug/L	< 2 ug/L
Butyl benzyl phthalate	625	2 ug/L	< 2 ug/L
Di-n-butyl phthalate	625	2 ug/L	< 2 ug/L
Di-n-octyl phthalate	625	2 ug/L	< 2 ug/L
Diethyl phthalate	625	2 ug/L	< 2 ug/L
Dimethyl phthalate	625	2 ug/L	< 2 ug/L

Respectfully Submitted,

  
Pat Brueckner  
Laboratory Director



# PAT-CHEM LABORATORIES

Customer: **City of Simi Valley**  
500 West Los Angeles Avenue  
Simi Valley, CA 93095

Attention: Ms. Barbara Santos

Report Date: 2-22-99

P.O.#: 38387

Sample I.D.: 44032

Subject: Receiving Water Grab Sample

Sampling Data:

Sample Date:	2-3-99
Sampled By:	City of Simi Valley
S.V.I.D.#:	7332
Location:	W12


Results:

PARAMETER	EPA METHOD	DETECTION LIMIT	ANALYSIS
Benzo(a)anthracene	625	2 ug/L	< 2 ug/L
Benzo(a)pyrene	625	2 ug/L	< 2 ug/L
Benzo(b)fluoranthene	625	2 ug/L	< 2 ug/L
Benzo(k)fluoranthene	625	2 ug/L	< 2 ug/L
Chrysene	625	2 ug/L	< 2 ug/L
Acenaphthylene	625	2 ug/L	< 2 ug/L
Anthracene	625	2 ug/L	< 2 ug/L
Benzo(ghi)perylene	625	2 ug/L	< 2 ug/L
Benzo(a)anthracene	625	2 ug/L	< 2 ug/L
Benzo(b)fluoranthene	625	2 ug/L	< 2 ug/L
Dibenzo(a,h)anthracene	625	2 ug/L	< 2 ug/L
Indeno (1,2,3-cd)pyrene	625	2 ug/L	< 2 ug/L
Pyrene	625	2 ug/L	< 2 ug/L

Respectfully Submitted,

  
Pat Brueckner  
Laboratory Director

ATTACHMENT 2  
RECEIVING WATER RESULTS  
W - 11



# PAT-CHEM LABORATORIES

Customer: **City of Simi Valley**  
500 West Los Angeles Avenue  
Simi Valley, CA 93095

Attention: Ms. Barbara Santos

Report Date: 2-22-99

P.O.#: 38387

Sample I.D.: 44031

Subject: Receiving Water Grab Sample

Sampling Data:


Sample Date:	2-3-99
Sampled By:	City of Simi Valley
S.V.I.D.#:	7333
Location:	W11


Results:

PARAMETER	EPA METHOD	DETECTION LIMIT	ANALYSIS
Arsenic	200.7	0.1 mg/L	< 0.1 mg/L
Cadmium	200.7	0.02 mg/L	< 0.02 mg/L
Chromium	200.7	0.02 mg/L	< 0.02 mg/L
Copper	200.7	0.02 mg/L	< 0.02 mg/L
Lead	200.7	0.02 mg/L	< 0.02 mg/L
Nickel	200.7	0.02 mg/L	< 0.02 mg/L
Zinc	200.7	0.02 mg/L	< 0.02 mg/L
Oil & Grease	413.1	5 mg/L	< 5 mg/L
TRPH	418.1	5 mg/L	< 5 mg/L

Comments: Sample was prepared per Section 200 of EPA-600/4-79-020 for metals analysis.

Respectfully Submitted,

  
Pat Brueckner  
Laboratory Director



# PAT-CHEM LABORATORIES

Customer: **City of Simi Valley**  
500 West Los Angeles Avenue  
Simi Valley, CA 93095

Attention: Ms. Barbara Santos

Report Date: 2-22-99 P.O.#: 38387

Sample I.D.: 44031

Subject: Receiving Water Grab Sample

Sampling Data:

Sample Date:	2-3-99
Sampled By:	City of Simi Valley
S.V.I.D.#:	7333
Location:	W11

Results:


## EPA Method 508

Parameter	Detection Limit	Analysis
Alpha-BHC	0.01 ug/L	< 0.01 ug/L
Gamma-BHC (lindane)	0.01 ug/L	< 0.01 ug/L
Beta-BHC	0.03 ug/L	< 0.03 ug/L
Heptachlor	0.01 ug/L	< 0.01 ug/L
Delta-BHC	0.01 ug/L	< 0.01 ug/L
Aldrin	0.01 ug/L	< 0.01 ug/L
Heptachlor Epoxide	0.01 ug/L	< 0.01 ug/L
Endosulfan I	0.1 ug/L	< 0.1 ug/L
4,4'-DDE	0.01 ug/L	< 0.01 ug/L
Dieldrin	0.01 ug/L	< 0.01 ug/L
Endrin	0.05 ug/L	< 0.05 ug/L
4,4'-DDD	0.01 ug/L	< 0.01 ug/L
Endosulfan II	0.01 ug/L	< 0.01 ug/L
4,4'-DDT	0.01 ug/L	< 0.01 ug/L
Endrin Aldehyde	0.1 ug/L	< 0.1 ug/L
Endosulfan Sulfate	0.5 ug/L	< 0.5 ug/L
Methoxychlor	0.5 ug/L	< 0.5 ug/L
Toxaphene	1.0 ug/L	< 1.0 ug/L
Chlordane	1.0 ug/L	< 1.0 ug/L

Respectfully Submitted,

Pat Brueckner  
Laboratory Director





# PAT-CHEM LABORATORIES

Customer: **City of Simi Valley**  
500 West Los Angeles Avenue  
Simi Valley, CA 93095

Attention: Ms. Barbara Santos

Report Date: 2-22-99

P.O.#: 38387

Sample I.D.: 44031

Subject: Receiving Water Grab Sample

Sampling Data:


Sample Date:	2-3-99
Sampled By:	City of Simi Valley
S.V.I.D.#:	7333
Location:	W11


Results:

## EPA Method 507

Parameter	Detection Limit	Analysis
Ametryne	0.04 ug/L	< 0.04 ug/L
Cycloate	0.04 ug/L	< 0.04 ug/L
Disulfoton	0.04 ug/L	< 0.04 ug/L
Phenamiphos	0.04 ug/L	< 0.04 ug/L
Prometon	0.04 ug/L	< 0.04 ug/L
Tributylphosphorotrithioite	0.04 ug/L	< 0.04 ug/L
Atrazine	0.04 ug/L	< 0.04 ug/L
Diphenamid	0.04 ug/L	< 0.04 ug/L
Prometryne	0.04 ug/L	< 0.04 ug/L
Propazine	0.04 ug/L	< 0.04 ug/L
Terbutryne	0.04 ug/L	< 0.04 ug/L
Triadimefon	0.04 ug/L	< 0.04 ug/L
Butachlor	0.04 ug/L	< 0.04 ug/L
Carboxin	0.04 ug/L	< 0.04 ug/L
Diazinon	0.04 ug/L	< 0.04 ug/L
Metolachlor	0.04 ug/L	< 0.04 ug/L
Metribuzin	0.04 ug/L	< 0.04 ug/L

Respectfully Submitted,

  
Pat Brueckner  
Laboratory Director



# PAT-CHEM LABORATORIES

Customer: **City of Simi Valley**  
500 West Los Angeles Avenue  
Simi Valley, CA 93095

Attention: Ms. Barbara Santos

Report Date: 2-22-99 P.O.#: 38387

Sample I.D.: 44031

Subject: Receiving Water Grab Sample

Sampling Data:


Sample Date:	2-3-99
Sampled By:	City of Simi Valley
S.V.I.D.#:	7333
Location:	W11


Results:

## EPA Method 507

Parameter	Detection Limit	Analysis
MGK 264	0.04 ug/L	< 0.04 ug/L
Norflurazon	0.04 ug/L	< 0.04 ug/L
Terbufos	0.04 ug/L	< 0.04 ug/L
Vernolate	0.04 ug/L	< 0.04 ug/L
Alachlor	0.04 ug/L	< 0.04 ug/L
Atraton	0.04 ug/L	< 0.04 ug/L
Bromacil	0.04 ug/L	< 0.04 ug/L
Butylate	0.04 ug/L	< 0.04 ug/L
Chlorpropham	0.04 ug/L	< 0.04 ug/L
Molinate	0.04 ug/L	< 0.04 ug/L
Dichlorvos	0.04 ug/L	< 0.04 ug/L
Fenarimol	0.04 ug/L	< 0.04 ug/L
Tebuthiuron	0.04 ug/L	< 0.04 ug/L
Terbacil	0.04 ug/L	< 0.04 ug/L

Respectfully Submitted,

  
Pat Brueckner  
Laboratory Director



# PAT-CHEM LABORATORIES

Customer: **City of Simi Valley**  
500 West Los Angeles Avenue  
Simi Valley, CA 93095

Attention: Ms. Barbara Santos

Report Date: 2-22-99

P.O.#: 38387

Sample I.D.: 44031

Subject: Receiving Water Grab Sample

Sampling Data:


Sample Date:	2-3-99
Sampled By:	City of Simi Valley
S.V.I.D.#:	7333
Location:	W11

Results:

PARAMETER	EPA METHOD	DETECTION LIMIT	ANALYSIS
Acenaphthene	625	2 ug/L	< 2 ug/L
Benzidine	625	5 ug/L	< 5 ug/L
1,2,4-Trichlorobenzene	625	2 ug/L	< 2 ug/L
Hexachlorobenzene	625	3 ug/L	< 3 ug/L
Hexachloroethane	625	2 ug/L	< 2 ug/L
bis-(2-chloroethyl) ether	625	3 ug/L	< 3 ug/L
2-Chloronaphthalene	625	2 ug/L	< 2 ug/L
2,4,6-Trichlorophenol	625	10 ug/L	< 10 ug/L
p-Chloro-m-cresol	625	10 ug/L	< 10 ug/L
2-Chlorophenol	625	10 ug/L	< 10 ug/L
3,3'-Dichlorobenzidine	625	10 ug/L	< 10 ug/L
2,4-Dichlorophenol	625	10 ug/L	< 10 ug/L
2,4-Dimethylphenol	625	5 ug/L	< 5 ug/L
2,4-Dinitrotoluene	625	2 ug/L	< 2 ug/L
2,6-Dinitrotoluene	625	2 ug/L	< 2 ug/L
1,2-Diphenylhydrazine	625	25 ug/L	< 25 ug/L
Fluoranthene	625	2 ug/L	< 2 ug/L
4-Chlorophenyl phenyl ether	625	2 ug/L	< 2 ug/L
4-Bromophenyl phenyl ether	625	2 ug/L	< 2 ug/L
bis-(2-chloroisopropyl) ether	625	2 ug/L	< 2 ug/L

Respectfully Submitted,

  
Pat Brueckner  
Laboratory Director



# PAT-CHEM LABORATORIES

Customer: **City of Simi Valley**  
500 West Los Angeles Avenue  
Simi Valley, CA 93095

Attention: Ms. Barbara Santos

Report Date: 2-22-99

P.O.#: 38387

Sample I.D.: 44031

Subject: Receiving Water Grab Sample

Sampling Data:


Sample Date:	2-3-99
Sampled By:	City of Simi Valley
S.V.I.D.#:	7333
Location:	W11

Results:

PARAMETER	EPA METHOD	DETECTION LIMIT	ANALYSIS
bis-(2-chloroethoxy) methane	625	5 ug/L	< 5 ug/L
Hexachlorobutadiene	625	5 ug/L	< 5 ug/L
Hexachlorocyclopentadiene	625	5 ug/L	< 5 ug/L
Isophorone	625	2 ug/L	< 2 ug/L
Naphthalene	625	2 ug/L	< 2 ug/L
Nitrobenzene	625	5 ug/L	< 5 ug/L
2-Nitrophenol	625	10 ug/L	< 10 ug/L
4-Nitrophenol	625	20 ug/L	< 20 ug/L
2,4-Dinitrophenol	625	20 ug/L	< 20 ug/L
4,6-Dinitro-o-cresol	625	20 ug/L	< 20 ug/L
n-Nitrosodimethylamine	625	5 ug/L	< 5 ug/L
n-Nitrosodiphenylamine	625	2 ug/L	< 2 ug/L
n-Nitrosodi-n-propylamine	625	2 ug/L	< 2 ug/L
Pentachlorophenol	625	20 ug/L	< 20 ug/L
Phenol	625	5 ug/L	< 5 ug/L
bis-(2-ethylhexyl) phthalate	625	2 ug/L	< 2 ug/L
Butyl benzyl phthalate	625	2 ug/L	9 ug/L
Di-n-butyl phthalate	625	2 ug/L	< 2 ug/L
Di-n-octyl phthalate	625	2 ug/L	< 2 ug/L
Diethyl phthalate	625	2 ug/L	< 2 ug/L
Dimethyl phthalate	625	2 ug/L	< 2 ug/L

Respectfully Submitted,

  
Pat Brueckner  
Laboratory Director



# PAT-CHEM LABORATORIES

Customer: **City of Simi Valley**  
500 West Los Angeles Avenue  
Simi Valley, CA 93095

Attention: Ms. Barbara Santos

Report Date: 2-22-99

P.O.#: 38387

Sample I.D.: 44031

Subject: Receiving Water Grab Sample

Sampling Data:

Sample Date:	2-3-99
Sampled By:	City of Simi Valley
S.V.I.D.#:	7333
Location:	W11


Results:

PARAMETER	EPA METHOD	DETECTION LIMIT	ANALYSIS
Benzo(a)anthracene	625	2 ug/L	< 2 ug/L
Benzo(a)pyrene	625	2 ug/L	< 2 ug/L
Benzo(b)fluoranthene	625	2 ug/L	< 2 ug/L
Benzo(k)fluoranthene	625	2 ug/L	< 2 ug/L
Chrysene	625	2 ug/L	< 2 ug/L
Acenaphthylene	625	2 ug/L	< 2 ug/L
Anthracene	625	2 ug/L	< 2 ug/L
Benzo(ghi)perylene	625	2 ug/L	< 2 ug/L
Benzo(a)anthracene	625	2 ug/L	< 2 ug/L
Dibenzo(a,h)anthracene	625	2 ug/L	< 2 ug/L
Ideno (1,2,3-cd)pyrene	625	2 ug/L	< 2 ug/L
Pyrene	625	2 ug/L	< 2 ug/L

Respectfully Submitted,

  
Pat Brueckner  
Laboratory Director

ATTACHMENT 3  
RECEIVING WATER RESULTS  
W - 10



# PAT-CHEM LABORATORIES

Customer: **City of Simi Valley**  
500 West Los Angeles Avenue  
Simi Valley, CA 93095

Attention: Ms. Barbara Santos

Report Date: 2-22-99

P.O.#: 38387

Sample I.D.: 44034

Subject: Receiving Water Grab Sample

Sampling Data:

Sample Date:	2-3-99
Sampled By:	City of Simi Valley
S.V.I.D.#:	7334
Location:	W10


Results:

PARAMETER	EPA METHOD	DETECTION LIMIT	ANALYSIS
Arsenic	200.7	0.1 mg/L	< 0.1 mg/L
Cadmium	200.7	0.02 mg/L	< 0.02 mg/L
Chromium	200.7	0.02 mg/L	< 0.02 mg/L
Copper	200.7	0.02 mg/L	< 0.02 mg/L
Lead	200.7	0.02 mg/L	< 0.02 mg/L
Nickel	200.7	0.02 mg/L	< 0.02 mg/L
Zinc	200.7	0.02 mg/L	< 0.02 mg/L
Oil & Grease	413.1	5 mg/L	< 5 mg/L
TRPH	418.1	5 mg/L	< 5 mg/L

Comments: Sample was prepared per Section 200 of EPA-600/4-79-020 for metals analysis.

Respectfully Submitted,

  
Pat Brueckner  
Laboratory Director



# PAT-CHEM LABORATORIES

Customer: **City of Simi Valley**  
500 West Los Angeles Avenue  
Simi Valley, CA 93095

Attention: Ms. Barbara Santos

Report Date: 2-22-99

P.O.#: 38387

Sample I.D.: 44034

Subject: Receiving Water Grab Sample

Sampling Data:

Sample Date:	2-3-99
Sampled By:	City of Simi Valley
S.V.I.D.#:	7334
Location:	W10

Results:


## EPA Method 508

Parameter	Detection Limit	Analysis
Alpha-BHC	0.01 ug/L	< 0.01 ug/L
Gamma-BHC (lindane)	0.01 ug/L	< 0.01 ug/L
Beta-BHC	0.03 ug/L	< 0.03 ug/L
Heptachlor	0.01 ug/L	< 0.01 ug/L
Delta-BHC	0.01 ug/L	< 0.01 ug/L
Aldrin	0.01 ug/L	< 0.01 ug/L
Heptachlor Epoxide	0.01 ug/L	< 0.01 ug/L
Endosulfan I	0.1 ug/L	< 0.1 ug/L
4,4'-DDE	0.01 ug/L	< 0.01 ug/L
Dieldrin	0.01 ug/L	< 0.01 ug/L
Endrin	0.05 ug/L	< 0.05 ug/L
4,4'-DDD	0.01 ug/L	< 0.01 ug/L
Endosulfan II	0.01 ug/L	< 0.01 ug/L
4,4'-DDT	0.01 ug/L	< 0.01 ug/L
Endrin Aldehyde	0.1 ug/L	< 0.1 ug/L
Endosulfan Sulfate	0.5 ug/L	< 0.5 ug/L
Methoxychlor	0.5 ug/L	< 0.5 ug/L
Toxaphene	1.0 ug/L	< 1.0 ug/L
Chlordane	1.0 ug/L	< 1.0 ug/L

Respectfully Submitted,

Pat Brueckner  
Laboratory Director





# PAT-CHEM LABORATORIES

Customer: **City of Simi Valley**  
500 West Los Angeles Avenue  
Simi Valley, CA 93095

Attention: Ms. Barbara Santos

Report Date: 2-22-99

P.O.#: 38387

Sample I.D.: 44034

Subject: Receiving Water Grab Sample

Sampling Data:

Sample Date:	2-3-99
Sampled By:	City of Simi Valley
S.V.I.D.#:	7334
Location:	W10


Results:

## EPA Method 507

Parameter	Detection Limit	Analysis
Ametryne	0.04 ug/L	< 0.04 ug/L
Cycloate	0.04 ug/L	< 0.04 ug/L
Disulfoton	0.04 ug/L	< 0.04 ug/L
Phenamiphos	0.04 ug/L	< 0.04 ug/L
Prometon	0.04 ug/L	< 0.04 ug/L
Tributylphosphorotrithioite	0.04 ug/L	< 0.04 ug/L
Atrazine	0.04 ug/L	< 0.04 ug/L
Diphenamid	0.04 ug/L	< 0.04 ug/L
Prometryne	0.04 ug/L	< 0.04 ug/L
Propazine	0.04 ug/L	< 0.04 ug/L
Terbutryne	0.04 ug/L	< 0.04 ug/L
Triadimefon	0.04 ug/L	< 0.04 ug/L
Butachlor	0.04 ug/L	< 0.04 ug/L
Carboxin	0.04 ug/L	< 0.04 ug/L
Diazinon	0.04 ug/L	< 0.04 ug/L
Metolachlor	0.04 ug/L	< 0.04 ug/L
Metribuzin	0.04 ug/L	< 0.04 ug/L

Respectfully Submitted,

Pat Brueckner  
Laboratory Director



# PAT-CHEM LABORATORIES

Customer: **City of Simi Valley**  
500 West Los Angeles Avenue  
Simi Valley, CA 93095

Attention: Ms. Barbara Santos

Report Date: 2-22-99

P.O.#: 38387

Sample I.D.: 44034

Subject: Receiving Water Grab Sample

Sampling Data:

Sample Date:	2-3-99
Sampled By:	City of Simi Valley
S.V.I.D.#:	7334
Location:	W10


Results:

### EPA Method 507

Parameter	Detection Limit	Analysis
MGK 264	0.04 ug/L	< 0.04 ug/L
Norflurazon	0.04 ug/L	< 0.04 ug/L
Terbufos	0.04 ug/L	< 0.04 ug/L
Vernolate	0.04 ug/L	< 0.04 ug/L
Alachlor	0.04 ug/L	< 0.04 ug/L
Atraton	0.04 ug/L	< 0.04 ug/L
Bromacil	0.04 ug/L	< 0.04 ug/L
Butylate	0.04 ug/L	< 0.04 ug/L
Chlorpropham	0.04 ug/L	< 0.04 ug/L
Molinate	0.04 ug/L	< 0.04 ug/L
Dichlorvos	0.04 ug/L	< 0.04 ug/L
Fenarimol	0.04 ug/L	< 0.04 ug/L
Tebuthiuron	0.04 ug/L	< 0.04 ug/L
Terbacil	0.04 ug/L	< 0.04 ug/L

Respectfully Submitted,

Pat Brueckner  
Laboratory Director



# PAT-CHEM LABORATORIES

Customer: **City of Simi Valley**  
500 West Los Angeles Avenue  
Simi Valley, CA 93095

Attention: Ms. Barbara Santos

Report Date: 2-22-99 P.O.#: 38387

Sample I.D.: 44034

Subject: Receiving Water Grab Sample


Sampling Data:


Sample Date:	2-3-99
Sampled By:	City of Simi Valley
S.V.I.D.#:	7334
Location:	W10

Results:

PARAMETER	EPA METHOD	DETECTION LIMIT	ANALYSIS
Acenaphthene	625	2 ug/L	< 2 ug/L
Benzidine	625	5 ug/L	< 5 ug/L
1,2,4-Trichlorobenzene	625	2 ug/L	< 2 ug/L
Hexachlorobenzene	625	3 ug/L	< 3 ug/L
Hexachloroethane	625	2 ug/L	< 2 ug/L
bis-(2-chloroethyl) ether	625	3 ug/L	< 3 ug/L
2-Chloronaphthalene	625	2 ug/L	< 2 ug/L
2,4,6-Trichlorophenol	625	10 ug/L	< 10 ug/L
p-Chloro-m-cresol	625	10 ug/L	< 10 ug/L
2-Chlorophenol	625	10 ug/L	< 10 ug/L
3,3'-Dichlorobenzidine	625	10 ug/L	< 10 ug/L
2,4-Dichlorophenol	625	10 ug/L	< 10 ug/L
2,4-Dimethylphenol	625	5 ug/L	< 5 ug/L
2,4-Dinitrotoluene	625	2 ug/L	< 2 ug/L
2,6-Dinitrotoluene	625	2 ug/L	< 2 ug/L
1,2-Diphenylhydrazine	625	25 ug/L	< 25 ug/L
Fluoranthene	625	2 ug/L	< 2 ug/L
4-Chlorophenyl phenyl ether	625	2 ug/L	< 2 ug/L
4-Bromophenyl phenyl ether	625	2 ug/L	< 2 ug/L
bis-(2-chloroisopropyl) ether	625	2 ug/L	< 2 ug/L

Respectfully Submitted,

  
Pat Brueckner  
Laboratory Director



# PAT-CHEM LABORATORIES

Customer: **City of Simi Valley**  
500 West Los Angeles Avenue  
Simi Valley, CA 93095

Attention: **Ms. Barbara Santos**

Report Date: **2-22-99**

P.O.#: 38387

Sample I.D.: **44034**

Subject: **Receiving Water Grab Sample**


Sampling Data:


Sample Date:	2-3-99
Sampled By:	City of Simi Valley
S.V.I.D.#:	7334
Location:	W10

Results:

PARAMETER	EPA METHOD	DETECTION LIMIT	ANALYSIS
bis-(2-chloroethoxy) methane	625	5 ug/L	< 5 ug/L
Hexachlorobutadiene	625	5 ug/L	< 5 ug/L
Hexachlorocyclopentadiene	625	5 ug/L	< 5 ug/L
Isophorone	625	2 ug/L	< 2 ug/L
Naphthalene	625	2 ug/L	< 2 ug/L
Nitrobenzene	625	5 ug/L	< 5 ug/L
2-Nitrophenol	625	10 ug/L	< 10 ug/L
4-Nitrophenol	625	20 ug/L	< 20 ug/L
2,4-Dinitrophenol	625	20 ug/L	< 20 ug/L
4,6-Dinitro-o-cresol	625	20 ug/L	< 20 ug/L
n-Nitrosodimethylamine	625	5 ug/L	< 5 ug/L
n-Nitrosodiphenylamine	625	2 ug/L	< 2 ug/L
n-Nitrosodi-n-propylamine	625	2 ug/L	< 2 ug/L
Pentachlorophenol	625	20 ug/L	< 20 ug/L
Phenol	625	5 ug/L	< 5 ug/L
bis-(2-ethylhexyl) phthalate	625	2 ug/L	< 2 ug/L
Butyl benzyl phthalate	625	2 ug/L	10 ug/L
Di-n-butyl phthalate	625	2 ug/L	< 2 ug/L
Di-n-octyl phthalate	625	2 ug/L	< 2 ug/L
Diethyl phthalate	625	2 ug/L	< 2 ug/L
Dimethyl phthalate	625	2 ug/L	< 2 ug/L

Respectfully Submitted,

  
Pat Brueckner  
Laboratory Director



# PAT-CHEM LABORATORIES

Customer: **City of Simi Valley**  
500 West Los Angeles Avenue  
Simi Valley, CA 93095

Attention: Ms. Barbara Santos

Report Date: 2-22-99

P.O.#: 38387

Sample I.D.: 44034

Subject: Receiving Water Grab Sample

Sampling Data:

Sample Date:	2-3-99
Sampled By:	City of Simi Valley
S.V.I.D.#:	7334
Location:	W10


Results:

PARAMETER	EPA METHOD	DETECTION LIMIT	ANALYSIS
Benzo(a)anthracene	625	2 ug/L	< 2 ug/L
Benzo(a)pyrene	625	2 ug/L	< 2 ug/L
Benzo(b)fluoranthene	625	2 ug/L	< 2 ug/L
Benzo(k)fluoranthene	625	2 ug/L	< 2 ug/L
Chrysene	625	2 ug/L	< 2 ug/L
Acenaphthylene	625	2 ug/L	< 2 ug/L
Anthracene	625	2 ug/L	< 2 ug/L
Benzo(ghi)perylene	625	2 ug/L	< 2 ug/L
Benzo(a)anthracene	625	2 ug/L	< 2 ug/L
Dibenzo(a,h)anthracene	625	2 ug/L	< 2 ug/L
Indeno (1,2,3-cd)pyrene	625	2 ug/L	< 2 ug/L
Pyrene	625	2 ug/L	< 2 ug/L

Respectfully Submitted,

Pat Brueckner  
Laboratory Director

ATTACHMENT 4  
QA/OC REPORT



# PAT-CHEM LABORATORIES

Customer: **City of Simi Valley**  
500 West Los Angeles Avenue  
Simi Valley, CA 93095

Attention: Ms. Barbara Santos

Report Date: 2-22-99

P.O.#: 37362

Sample I.D.: 44031, 44032, 44034

Subject: QA/QC Report - Blank

Sampling Data:

Analysis Date:	2-11-98 to 2-12-98
S.V.I.D.#:	7332, 7333, 7334


Results:


PARAMETER	EPA METHOD	DETECTION LIMIT	ANALYSIS
Arsenic	200.7	0.1 mg/L	< 0.1 mg/L
Cadmium	200.7	0.02 mg/L	< 0.02 mg/L
Chromium	200.7	0.02 mg/L	< 0.02 mg/L
Copper	200.7	0.02 mg/L	< 0.02 mg/L
Lead	200.7	0.02 mg/L	< 0.02 mg/L
Nickel	200.7	0.02 mg/L	< 0.02 mg/L
Zinc	200.7	0.02 mg/L	< 0.02 mg/L
Oil & Grease	413.1	5 mg/L	< 5 mg/L
TRPH	418.1	5 mg/L	< 5 mg/L

Comments: Sample was prepared per Section 200 of EPA-600/4-79-020 for metals analysis.

*RFW*  
*3/2/99*

Respectfully Submitted,

  
Pat Brueckner  
Laboratory Director



# PAT-CHEM LABORATORIES

Customer: **City of Simi Valley**  
500 West Los Angeles Avenue  
Simi Valley, CA 93095

Attention: Ms. Barbara Santos

Report Date: 2-22-99

P.O.#: 37362

Sample I.D.: 44031, 44032, 44034

Subject: QA/QC Report - Blank

Sampling Data:

Analysis Date:	2-11-98 to 2-12-98
S.V.I.D.#:	7332, 7333, 7334

Results:


## EPA Method 508

Parameter	Detection Limit	Analysis
Alpha-BHC	0.01 ug/L	< 0.01 ug/L
Gamma-BHC (lindane)	0.01 ug/L	< 0.01 ug/L
Beta-BHC	0.03 ug/L	< 0.03 ug/L
Heptachlor	0.01 ug/L	< 0.01 ug/L
Delta-BHC	0.01 ug/L	< 0.01 ug/L
Aldrin	0.01 ug/L	< 0.01 ug/L
Heptachlor Epoxide	0.01 ug/L	< 0.01 ug/L
Endosulfan I	0.1 ug/L	< 0.1 ug/L
4,4'-DDE	0.01 ug/L	< 0.01 ug/L
Dieldrin	0.01 ug/L	< 0.01 ug/L
Endrin	0.05 ug/L	< 0.05 ug/L
4,4'-DDD	0.01 ug/L	< 0.01 ug/L
Endosulfan II	0.01 ug/L	< 0.01 ug/L
4,4'-DDT	0.01 ug/L	< 0.01 ug/L
Endrin Aldehyde	0.1 ug/L	< 0.1 ug/L
Endosulfan Sulfate	0.5 ug/L	< 0.5 ug/L
Methoxychlor	0.5 ug/L	< 0.5 ug/L
Toxaphene	1.0 ug/L	< 1.0 ug/L
Chlordane	1.0 ug/L	< 1.0 ug/L

Respectfully Submitted,

Pat Brueckner  
Laboratory Director





# PAT-CHEM LABORATORIES

Customer: **City of Simi Valley**  
500 West Los Angeles Avenue  
Simi Valley, CA 93095

Attention: Ms. Barbara Santos

Report Date: 2-22-99 P.O.#: 37362

Sample I.D.: 44031, 44032, 44034

Subject: QA/QC Report - Blank

Sampling Data:

Analysis Date:	2-11-98 to 2-12-98
S.V.I.D.#:	7332, 7333, 7334


Results:

## EPA Method 507

Parameter	Detection Limit	Analysis
Ametryne	0.04 ug/L	< 0.04 ug/L
Cycloate	0.04 ug/L	< 0.04 ug/L
Disulfoton	0.04 ug/L	< 0.04 ug/L
Phenamiphos	0.04 ug/L	< 0.04 ug/L
Prometon	0.04 ug/L	< 0.04 ug/L
Tributylphosphorotrithioite	0.04 ug/L	< 0.04 ug/L
Atrazine	0.04 ug/L	< 0.04 ug/L
Diphenamid	0.04 ug/L	< 0.04 ug/L
Prometryne	0.04 ug/L	< 0.04 ug/L
Propazine	0.04 ug/L	< 0.04 ug/L
Terbutryne	0.04 ug/L	< 0.04 ug/L
Triadimefon	0.04 ug/L	< 0.04 ug/L
Butachlor	0.04 ug/L	< 0.04 ug/L
Carboxin	0.04 ug/L	< 0.04 ug/L
Diazinon	0.04 ug/L	< 0.04 ug/L
Metolachlor	0.04 ug/L	< 0.04 ug/L
Metribuzin	0.04 ug/L	< 0.04 ug/L

Respectfully Submitted,

  
Pat Brueckner  
Laboratory Director



# PAT-CHEM LABORATORIES

Customer: **City of Simi Valley**  
500 West Los Angeles Avenue  
Simi Valley, CA 93095

Attention: Ms. Barbara Santos

Report Date: 2-22-99 P.O.#: 37362

Sample I.D.: 44031, 44032, 44034

Subject: QA/QC Report - Blank

Sampling Data:

Analysis Date:	2-11-98 to 2-12-98
S.V.I.D.#:	7332, 7333, 7334


Results:

EPA Method 507

Parameter	Detection Limit	Analysis
MGK 264	0.04 ug/L	< 0.04 ug/L
Norflurazon	0.04 ug/L	< 0.04 ug/L
Terbufos	0.04 ug/L	< 0.04 ug/L
Vernolate	0.04 ug/L	< 0.04 ug/L
Alachlor	0.04 ug/L	< 0.04 ug/L
Atraton	0.04 ug/L	< 0.04 ug/L
Bromacil	0.04 ug/L	< 0.04 ug/L
Butylate	0.04 ug/L	< 0.04 ug/L
Chlorpropham	0.04 ug/L	< 0.04 ug/L
Molinate	0.04 ug/L	< 0.04 ug/L
Dichlorvos	0.04 ug/L	< 0.04 ug/L
Fenarimol	0.04 ug/L	< 0.04 ug/L
Tebuthiuron	0.04 ug/L	< 0.04 ug/L
Terbacil	0.04 ug/L	< 0.04 ug/L

Respectfully Submitted,

  
Pat Brueckner  
Laboratory Director



# PAT-CHEM LABORATORIES

Customer: **City of Simi Valley**  
500 West Los Angeles Avenue  
Simi Valley, CA 93095

Attention: **Ms. Barbara Santos**

Report Date: **2-22-99** P.O.#: **37362**

Sample I.D.: **44031, 44032, 44034**

Subject: **QA/QC Report - Blank**


Sampling Data:


Analysis Date:	2-11-98 to 2-12-98
S.V.I.D.#:	7332, 7333, 7334

Results:

PARAMETER	EPA METHOD	DETECTION LIMIT	ANALYSIS
Acenaphthene	625	2 ug/L	< 2 ug/L
Benzidine	625	5 ug/L	< 5 ug/L
1,2,4-Trichlorobenzene	625	2 ug/L	< 2 ug/L
Hexachlorobenzene	625	3 ug/L	< 3 ug/L
Hexachloroethane	625	2 ug/L	< 2 ug/L
bis-(2-chloroethyl) ether	625	3 ug/L	< 3 ug/L
2-Chloronaphthalene	625	2 ug/L	< 2 ug/L
2,4,6-Trichlorophenol	625	10 ug/L	< 10 ug/L
p-Chloro-m-cresol	625	10 ug/L	< 10 ug/L
2-Chlorophenol	625	10 ug/L	< 10 ug/L
3,3'-Dichlorobenzidine	625	10 ug/L	< 10 ug/L
2,4-Dichlorophenol	625	10 ug/L	< 10 ug/L
2,4-Dimethylphenol	625	5 ug/L	< 5 ug/L
2,4-Dinitrotoluene	625	2 ug/L	< 2 ug/L
2,6-Dinitrotoluene	625	2 ug/L	< 2 ug/L
1,2-Diphenylhydrazine	625	25 ug/L	< 25 ug/L
Fluoranthene	625	2 ug/L	< 2 ug/L
4-Chlorophenyl phenyl ether	625	2 ug/L	< 2 ug/L
4-Bromophenyl phenyl ether	625	2 ug/L	< 2 ug/L
bis-(2-chloroisopropyl) ether	625	2 ug/L	< 2 ug/L

Respectfully Submitted,

  
Pat Brueckner  
Laboratory Director



# PAT-CHEM LABORATORIES

Customer: **City of Simi Valley**  
500 West Los Angeles Avenue  
Simi Valley, CA 93095

Attention: **Ms. Barbara Santos**

Report Date: **2-22-99** P.O.#: **37362**

Sample I.D.: **44031, 44032, 44034**

Subject: **QA/QC Report - Blank**

Sampling Data:


Analysis Date:	2-11-98 to 2-12-98
S.V.I.D.#:	7332, 7333, 7334

## Results:

PARAMETER	EPA METHOD	DETECTION LIMIT	ANALYSIS
bis-(2-chloroethoxy) methane	625	5 ug/L	< 5 ug/L
Hexachlorobutadiene	625	5 ug/L	< 5 ug/L
Hexachlorocyclopentadiene	625	5 ug/L	< 5 ug/L
Isophorone	625	2 ug/L	< 2 ug/L
Naphthalene	625	2 ug/L	< 2 ug/L
Nitrobenzene	625	5 ug/L	< 5 ug/L
2-Nitrophenol	625	10 ug/L	< 10 ug/L
4-Nitrophenol	625	20 ug/L	< 20 ug/L
2,4-Dinitrophenol	625	20 ug/L	< 20 ug/L
4,6-Dinitro-o-cresol	625	20 ug/L	< 20 ug/L
n-Nitrosodimethylamine	625	5 ug/L	< 5 ug/L
n-Nitrosodiphenylamine	625	2 ug/L	< 2 ug/L
n-Nitrosodi-n-propylamine	625	2 ug/L	< 2 ug/L
Pentachlorophenol	625	20 ug/L	< 20 ug/L
Phenol	625	5 ug/L	< 5 ug/L
bis-(2-ethylhexyl) phthalate	625	2 ug/L	< 2 ug/L
Butyl benzyl phthalate	625	2 ug/L	< 2 ug/L
Di-n-butyl phthalate	625	2 ug/L	< 2 ug/L
Di-n-octyl phthalate	625	2 ug/L	< 2 ug/L
Diethyl phthalate	625	2 ug/L	< 2 ug/L
Dimethyl phthalate	625	2 ug/L	< 2 ug/L

Respectfully Submitted,

  
Pat Brueckner  
Laboratory Director



# PAT-CHEM LABORATORIES

Customer: City of Simi Valley  
500 West Los Angeles Avenue  
Simi Valley, CA 93095

Attention: Ms. Barbara Santos

Report Date: 2-22-99 P.O.#: 37362

Sample I.D.: 44031, 44032, 44034

Subject: QA/QC Report - Blank

Sampling Data:

Analysis Date:	2-11-98 to 2-12-98
S.V.I.D.#:	7332, 7333, 7334

Results:

PARAMETER	EPA METHOD	DETECTION LIMIT	ANALYSIS
Benzo(a)anthracene	625	2 ug/L	< 2 ug/L
Benzo(a)pyrene	625	2 ug/L	< 2 ug/L
Benzo(b)fluoranthene	625	2 ug/L	< 2 ug/L
Benzo(k)fluoranthene	625	2 ug/L	< 2 ug/L
Chrysene	625	2 ug/L	< 2 ug/L
Acenaphthylene	625	2 ug/L	< 2 ug/L
Anthracene	625	2 ug/L	< 2 ug/L
Benzo(ghi)perylene	625	2 ug/L	< 2 ug/L
Peranthrene	625	2 ug/L	< 2 ug/L
Dibenzo(a,h)anthracene	625	2 ug/L	< 2 ug/L
Indeno (1,2,3-cd)pyrene	625	2 ug/L	< 2 ug/L
Pyrene	625	2 ug/L	< 2 ug/L

Respectfully Submitted,

  
Pat Brueckner  
Laboratory Director


**RECEIVING WATER CONSTITUENTS FOR 1999**

Semi-Annual Testing for  
Arsenic, Cadmium, Chromium, Copper, Nickel, Lead,  
Chlorinated Pesticides, N and P Pesticides, BNA,  
Total Petroleum Hydrocarbon

Date: August 25, 1999

<b>Constituents</b>	<b>*D.L. mg/L</b>	<b>W-12 mg/L</b>	<b>W-11 mg/L</b>	<b>W-10 mg/L</b>
Arsenic	0.1	ND	ND	ND
Cadmium	0.02	ND	ND	ND
Chromium	0.02	ND	ND	ND
Copper	0.02	ND	ND	ND
Nickel	0.02	ND	ND	ND
Lead	0.02	ND	ND	ND
Zinc	0.02	ND	ND	ND
Chlorinated Pesticides		See Attachment 1	See Attachment 2	See Attachment 3
N & P Pesticides		See Attachment 1	See Attachment 2	See Attachment 3
BNA		See Attachment 1	See Attachment 2	See Attachment 3
Total Petroleum Hydrocarbon		See Attachment 1	See Attachment 2	See Attachment 3
*Detection Limit				

ATTACHMENT 1  
RECEIVING WATER RESULTS  
W - 12



# PAT-CHEM LABORATORIES

Customer: **City of Simi Valley**  
500 West Los Angeles Avenue  
Simi Valley, CA 93095

Attention: Ms. Barbara Santos

Report Date: 8-25-99

P.O.#: 41127

Sample I.D.: 47826

Subject: Receiving Water Grab Sample

Sampling Data:


Sample Date:	8-10-99
Sampled By:	City of Simi Valley
S.V.I.D.#:	7692
Location:	W12

Results:


PARAMETER	EPA METHOD	DETECTION LIMIT	ANALYSIS
Arsenic	200.7	0.1 mg/L	< 0.1 mg/L
Cadmium	200.7	0.02 mg/L	< 0.02 mg/L
Chromium	200.7	0.02 mg/L	< 0.02 mg/L
Copper	200.7	0.02 mg/L	< 0.02 mg/L
Lead	200.7	0.02 mg/L	< 0.02 mg/L
Nickel	200.7	0.02 mg/L	< 0.02 mg/L
Zinc	200.7	0.02 mg/L	< 0.02 mg/L
Oil & Grease	413.1	5 mg/L	< 5 mg/L
TRPH	418.1	5 mg/L	< 5 mg/L
MBAS	425.1	0.05 mg/L	0.07 mg/L

Comments: Sample was prepared per Section 200 of EPA-600/4-79-020 for metals analysis.

Respectfully Submitted,

  
Pat Brueckner  
Laboratory Director





# PAT-CHEM LABORATORIES

Customer: **City of Simi Valley**  
500 West Los Angeles Avenue  
Simi Valley, CA 93095

Attention: Ms. Barbara Santos

Report Date: 8-25-99

P.O.#: 41127

Sample I.D.: 47826

Subject: Receiving Water Grab Sample

Sampling Data:


Sample Date:	8-10-99
Sampled By:	City of Simi Valley
S.V.I.D.#:	7692
Location:	W12


Results:

## EPA Method 508

Parameter	Detection Limit	Analysis
Alpha-BHC	0.01 ug/L	< 0.01 ug/L
Gamma-BHC (lindane)	0.01 ug/L	< 0.01 ug/L
Beta-BHC	0.03 ug/L	< 0.03 ug/L
Heptachlor	0.01 ug/L	< 0.01 ug/L
Delta-BHC	0.01 ug/L	< 0.01 ug/L
Aldrin	0.01 ug/L	< 0.01 ug/L
Heptachlor Epoxide	0.01 ug/L	< 0.01 ug/L
Endosulfan I	0.1 ug/L	< 0.1 ug/L
4,4'-DDE	0.01 ug/L	< 0.01 ug/L
Dieldrin	0.01 ug/L	< 0.01 ug/L
Endrin	0.05 ug/L	< 0.05 ug/L
4,4'-DDD	0.01 ug/L	< 0.01 ug/L
Endosulfan II	0.01 ug/L	< 0.01 ug/L
4,4'-DDT	0.01 ug/L	< 0.01 ug/L
Endrin Aldehyde	0.1 ug/L	< 0.1 ug/L
Endosulfan Sulfate	0.5 ug/L	< 0.5 ug/L
Methoxychlor	0.5 ug/L	< 0.5 ug/L
Toxaphene	1.0 ug/L	< 1.0 ug/L
Chlordane	1.0 ug/L	< 1.0 ug/L

Respectfully Submitted,

  
Pat Brueckner  
Laboratory Director



# PAT-CHEM LABORATORIES

Customer: **City of Simi Valley**  
500 West Los Angeles Avenue  
Simi Valley, CA 93095

Attention: Ms. Barbara Santos

Report Date: 8-25-99 P.O.#: 41127

Sample I.D.: 47826

Subject: Receiving Water Grab Sample

Sampling Data:

Sample Date:	8-10-99
Sampled By:	City of Simi Valley
S.V.I.D.#:	7692
Location:	W12


Results:

## EPA Method 507

Parameter	Detection Limit	Analysis
Ametryne	0.04 ug/L	< 0.04 ug/L
Cycloate	0.04 ug/L	< 0.04 ug/L
Disulfoton	0.04 ug/L	< 0.04 ug/L
Phenamiphos	0.04 ug/L	< 0.04 ug/L
Prometon	0.04 ug/L	< 0.04 ug/L
Tributylphosphorotrithioite	0.04 ug/L	< 0.04 ug/L
Atrazine	0.04 ug/L	< 0.04 ug/L
Diphenamid	0.04 ug/L	< 0.04 ug/L
Prometryne	0.04 ug/L	< 0.04 ug/L
Propazine	0.04 ug/L	< 0.04 ug/L
Terbutryne	0.04 ug/L	< 0.04 ug/L
Triadimefon	0.04 ug/L	< 0.04 ug/L
Butachlor	0.04 ug/L	< 0.04 ug/L
Carboxin	0.04 ug/L	< 0.04 ug/L
Diazinon	0.04 ug/L	< 0.04 ug/L
Metolachlor	0.04 ug/L	< 0.04 ug/L
Metribuzin	0.04 ug/L	< 0.04 ug/L

Respectfully Submitted,

  
Pat Brueckner  
Laboratory Director



# PAT-CHEM LABORATORIES

Customer: **City of Simi Valley**  
500 West Los Angeles Avenue  
Simi Valley, CA 93095

Attention: Ms. Barbara Santos

Report Date: 8-25-99

P.O.#: 41127

Sample I.D.: 47826

Subject: Receiving Water Grab Sample

Sampling Data:


Sample Date:	8-10-99
Sampled By:	City of Simi Valley
S.V.I.D.#:	7692
Location:	W12


Results:

## EPA Method 507

Parameter	Detection Limit	Analysis
MGK 264	0.04 ug/L	< 0.04 ug/L
Norflurazon	0.04 ug/L	< 0.04 ug/L
Terbufos	0.04 ug/L	< 0.04 ug/L
Vernolate	0.04 ug/L	< 0.04 ug/L
Alachlor	0.04 ug/L	< 0.04 ug/L
Atraton	0.04 ug/L	< 0.04 ug/L
Bromacil	0.04 ug/L	< 0.04 ug/L
Butylate	0.04 ug/L	< 0.04 ug/L
Chlorpropham	0.04 ug/L	< 0.04 ug/L
Molinate	0.04 ug/L	< 0.04 ug/L
Dichlorvos	0.04 ug/L	< 0.04 ug/L
Fenarimol	0.04 ug/L	< 0.04 ug/L
Tebuthiuron	0.04 ug/L	< 0.04 ug/L
Terbacil	0.04 ug/L	< 0.04 ug/L

Respectfully Submitted,

  
Pat Brueckner  
Laboratory Director



# PAT-CHEM LABORATORIES

Customer: **City of Simi Valley**  
500 West Los Angeles Avenue  
Simi Valley, CA 93095

Attention: Ms. Barbara Santos

Report Date: 8-25-99 P.O.#: 41127

Sample I.D.: 47826

Subject: Receiving Water Grab Sample

Sampling Data:


Sample Date:	8-10-99
Sampled By:	City of Simi Valley
S.V.I.D.#:	7692
Location:	W12

Results:

PARAMETER	EPA METHOD	DETECTION LIMIT	ANALYSIS
Acenaphthene	625	2 ug/L	< 2 ug/L
Benzidine	625	5 ug/L	< 5 ug/L
1,2,4-Trichlorobenzene	625	2 ug/L	< 2 ug/L
Hexachlorobenzene	625	3 ug/L	< 3 ug/L
Hexachloroethane	625	2 ug/L	< 2 ug/L
bis-(2-chloroethyl) ether	625	3 ug/L	< 3 ug/L
2-Chloronaphthalene	625	2 ug/L	< 2 ug/L
2,4,6-Trichlorophenol	625	10 ug/L	< 10 ug/L
p-Chloro-m-cresol	625	10 ug/L	< 10 ug/L
2-Chlorophenol	625	10 ug/L	< 10 ug/L
3,3'-Dichlorobenzidine	625	10 ug/L	< 10 ug/L
2,4-Dichlorophenol	625	10 ug/L	< 10 ug/L
2,4-Dimethylphenol	625	5 ug/L	< 5 ug/L
2,4-Dinitrotoluene	625	2 ug/L	< 2 ug/L
2,6-Dinitrotoluene	625	2 ug/L	< 2 ug/L
1,2-Diphenylhydrazine	625	25 ug/L	< 25 ug/L
Fluoranthene	625	2 ug/L	< 2 ug/L
4-Chlorophenyl phenyl ether	625	2 ug/L	< 2 ug/L
4-Bromophenyl phenyl ether	625	2 ug/L	< 2 ug/L
bis-(2-chloroisopropyl) ether	625	2 ug/L	< 2 ug/L

Respectfully Submitted,

  
Pat Brueckner  
Laboratory Director



# PAT-CHEM LABORATORIES

Customer: **City of Simi Valley**  
500 West Los Angeles Avenue  
Simi Valley, CA 93095

Attention: Ms. Barbara Santos

Report Date: 8-25-99

P.O.#: 41127

Sample I.D.: 47826

Subject: Receiving Water Grab Sample

Sampling Data:


Sample Date:	8-10-99
Sampled By:	City of Simi Valley
S.V.I.D.#:	7692
Location:	W12

Results:

PARAMETER	EPA METHOD	DETECTION LIMIT	ANALYSIS
bis-(2-chloroethoxy) methane	625	5 ug/L	< 5 ug/L
Hexachlorobutadiene	625	5 ug/L	< 5 ug/L
Hexachlorocyclopentadiene	625	5 ug/L	< 5 ug/L
Isophorone	625	2 ug/L	< 2 ug/L
Naphthalene	625	2 ug/L	< 2 ug/L
Nitrobenzene	625	5 ug/L	< 5 ug/L
2-Nitrophenol	625	10 ug/L	< 10 ug/L
4-Nitrophenol	625	20 ug/L	< 20 ug/L
2,4-Dinitrophenol	625	20 ug/L	< 20 ug/L
4,6-Dinitro-o-cresol	625	20 ug/L	< 20 ug/L
n-Nitrosodimethylamine	625	5 ug/L	< 5 ug/L
n-Nitrosodiphenylamine	625	2 ug/L	< 2 ug/L
n-Nitrosodi-n-propylamine	625	2 ug/L	< 2 ug/L
Pentachlorophenol	625	20 ug/L	< 20 ug/L
Phenol	625	5 ug/L	< 5 ug/L
bis-(2-ethylhexyl) phthalate	625	2 ug/L	< 2 ug/L
Butyl benzyl phthalate	625	2 ug/L	< 2 ug/L
Di-n-butyl phthalate	625	2 ug/L	< 2 ug/L
Di-n-octyl phthalate	625	2 ug/L	< 2 ug/L
Diethyl phthalate	625	2 ug/L	< 2 ug/L
Dimethyl phthalate	625	2 ug/L	< 2 ug/L

Respectfully Submitted,

Pat Blueckner  
Laboratory Director



# PAT-CHEM LABORATORIES

Customer: **City of Simi Valley**  
500 West Los Angeles Avenue  
Simi Valley, CA 93095

Attention: Ms. Barbara Santos

Report Date: 8-25-99

P.O.#: 41127

Sample I.D.: 47826

Subject: Receiving Water Grab Sample

Sampling Data:

Sample Date:	8-10-99
Sampled By:	City of Simi Valley
S.V.I.D.#:	7692
Location:	W12


Results:

PARAMETER	EPA METHOD	DETECTION LIMIT	ANALYSIS
Benzo(a)anthracene	625	2 ug/L	< 2 ug/L
Benzo(a)pyrene	625	2 ug/L	< 2 ug/L
Benzo(b)fluoranthene	625	2 ug/L	< 2 ug/L
Benzo(k)fluoranthene	625	2 ug/L	< 2 ug/L
Chrysene	625	2 ug/L	< 2 ug/L
Acenaphthylene	625	2 ug/L	< 2 ug/L
Anthracene	625	2 ug/L	< 2 ug/L
Benzo(ghi)perylene	625	2 ug/L	< 2 ug/L
Benanthrene	625	2 ug/L	< 2 ug/L
Dibenzo(a,h)anthracene	625	2 ug/L	< 2 ug/L
Ideno (1,2,3-cd)pyrene	625	2 ug/L	< 2 ug/L
Pyrene	625	2 ug/L	< 2 ug/L

Respectfully Submitted,

  
Pat Brueckner  
Laboratory Director

ATTACHMENT 2  
RECEIVING WATER RESULTS  
W - 11



# PAT-CHEM LABORATORIES

Customer: **City of Simi Valley**  
500 West Los Angeles Avenue  
Simi Valley, CA 93095

Attention: Ms. Barbara Santos

Report Date: 8-25-99

P.O.#: 41127

Sample I.D.: 47827

Subject: *Receiving Water Grab Sample*

Sampling Data:

Sample Date:	8-10-99
Sampled By:	City of Simi Valley
S.V.I.D.#:	7691
Location:	W11

Results:


PARAMETER	EPA METHOD	DETECTION LIMIT	ANALYSIS
Arsenic	200.7	0.1 mg/L	< 0.1 mg/L
Cadmium	200.7	0.02 mg/L	< 0.02 mg/L
Chromium	200.7	0.02 mg/L	< 0.02 mg/L
Copper	200.7	0.02 mg/L	< 0.02 mg/L
Lead	200.7	0.02 mg/L	< 0.02 mg/L
Nickel	200.7	0.02 mg/L	< 0.02 mg/L
Zinc	200.7	0.02 mg/L	< 0.02 mg/L
Oil & Grease	413.1	5 mg/L	< 5 mg/L
TRPH	418.1	5 mg/L	< 5 mg/L
MBAS	425.1	0.05 mg/L	0.15 mg/L

Comments: Sample was prepared per Section 200 of EPA-600/4-79-020 for metals analysis.

Respectfully Submitted,

  
Pat Brueckner  
Laboratory Director





# PAT-CHEM LABORATORIES

Customer: **City of Simi Valley**  
500 West Los Angeles Avenue  
Simi Valley, CA 93095

Attention: Ms. Barbara Santos

Report Date: 8-25-99

P.O.#: 41127

Sample I.D.: 47827

Subject: Receiving Water Grab Sample

Sampling Data:


Sample Date:	8-10-99
Sampled By:	City of Simi Valley
S.V.I.D.#:	7691
Location:	W11


Results:

## EPA Method 508

Parameter	Detection Limit	Analysis
Alpha-BHC	0.01 ug/L	< 0.01 ug/L
Gamma-BHC (lindane)	0.01 ug/L	< 0.01 ug/L
Beta-BHC	0.03 ug/L	< 0.03 ug/L
Heptachlor	0.01 ug/L	< 0.01 ug/L
Delta-BHC	0.01 ug/L	< 0.01 ug/L
Aldrin	0.01 ug/L	< 0.01 ug/L
Heptachlor Epoxide	0.01 ug/L	< 0.01 ug/L
Endosulfan I	0.1 ug/L	< 0.1 ug/L
4,4'-DDE	0.01 ug/L	< 0.01 ug/L
Dieldrin	0.01 ug/L	< 0.01 ug/L
Endrin	0.05 ug/L	< 0.05 ug/L
4,4'-DDD	0.01 ug/L	< 0.01 ug/L
Endosulfan II	0.01 ug/L	< 0.01 ug/L
4,4'-DDT	0.01 ug/L	< 0.01 ug/L
Endrin Aldehyde	0.1 ug/L	< 0.1 ug/L
Endosulfan Sulfate	0.5 ug/L	< 0.5 ug/L
Methoxychlor	0.5 ug/L	< 0.5 ug/L
Toxaphene	1.0 ug/L	< 1.0 ug/L
Chlordane	1.0 ug/L	< 1.0 ug/L

Respectfully Submitted,

  
Pat Brueckner  
Laboratory Director



# PAT-CHEM LABORATORIES

Customer: **City of Simi Valley**  
500 West Los Angeles Avenue  
Simi Valley, CA 93095

Attention: Ms. Barbara Santos

Report Date: 8-25-99

P.O.#: 41127

Sample I.D.: 47827

Subject: Receiving Water Grab Sample

Sampling Data:


Sample Date:	8-10-99
Sampled By:	City of Simi Valley
S.V.I.D.#:	7691
Location:	W11


Results:

## EPA Method 507

Parameter	Detction Limit	Analysis
Ametryne	0.04 ug/L	< 0.04 ug/L
Cycloate	0.04 ug/L	< 0.04 ug/L
Disulfoton	0.04 ug/L	< 0.04 ug/L
Phenamiphos	0.04 ug/L	< 0.04 ug/L
Prometon	0.04 ug/L	< 0.04 ug/L
Tributylphosphorotrithioite	0.04 ug/L	< 0.04 ug/L
Atrazine	0.04 ug/L	< 0.04 ug/L
Diphenamid	0.04 ug/L	< 0.04 ug/L
Prometryne	0.04 ug/L	< 0.04 ug/L
Propazine	0.04 ug/L	< 0.04 ug/L
Terbutryne	0.04 ug/L	< 0.04 ug/L
Triadimefon	0.04 ug/L	< 0.04 ug/L
Butachlor	0.04 ug/L	< 0.04 ug/L
Carboxin	0.04 ug/L	< 0.04 ug/L
Diazinon	0.04 ug/L	< 0.04 ug/L
Metolachlor	0.04 ug/L	< 0.04 ug/L
Metribuzin	0.04 ug/L	< 0.04 ug/L

Respectfully Submitted,

  
Pat Brueckner  
Laboratory Director



# PAT-CHEM LABORATORIES

Customer: **City of Simi Valley**  
500 West Los Angeles Avenue  
Simi Valley, CA 93095

Attention: Ms. Barbara Santos

Report Date: 8-25-99

P.O.#: 41127

Sample I.D.: 47827

Subject: Receiving Water Grab Sample

Sampling Data:


Sample Date:	8-10-99
Sampled By:	City of Simi Valley
S.V.I.D.#:	7691
Location:	W11


Results:

## EPA Method 507

Parameter	Detection Limit	Analysis
MGK 264	0.04 ug/L	< 0.04 ug/L
Norflurazon	0.04 ug/L	< 0.04 ug/L
Terbufos	0.04 ug/L	< 0.04 ug/L
Vernolate	0.04 ug/L	< 0.04 ug/L
Alachlor	0.04 ug/L	< 0.04 ug/L
Atraton	0.04 ug/L	< 0.04 ug/L
Bromacil	0.04 ug/L	< 0.04 ug/L
Butylate	0.04 ug/L	< 0.04 ug/L
Chlorpropham	0.04 ug/L	< 0.04 ug/L
Molinate	0.04 ug/L	< 0.04 ug/L
Dichlorvos	0.04 ug/L	< 0.04 ug/L
Fenarimol	0.04 ug/L	< 0.04 ug/L
Tebuthiuron	0.04 ug/L	< 0.04 ug/L
Terbacil	0.04 ug/L	< 0.04 ug/L

Respectfully Submitted,

  
Pat Brueckner  
Laboratory Director



# PAT-CHEM LABORATORIES

Customer: **City of Simi Valley**  
500 West Los Angeles Avenue  
Simi Valley, CA 93095

Attention: Ms. Barbara Santos

Report Date: 8-25-99

P.O.#: 41127

Sample I.D.: 47827

Subject: Receiving Water Grab Sample

Sampling Data:


Sample Date:	8-10-99
Sampled By:	City of Simi Valley
S.V.I.D.#:	7691
Location:	W11

Results:

PARAMETER	EPA METHOD	DETECTION LIMIT	ANALYSIS
Acenaphthene	625	2 ug/L	< 2 ug/L
Benzidine	625	5 ug/L	< 5 ug/L
1,2,4-Trichlorobenzene	625	2 ug/L	< 2 ug/L
Hexachlorobenzene	625	3 ug/L	< 3 ug/L
Hexachloroethane	625	2 ug/L	< 2 ug/L
bis-(2-chloroethyl) ether	625	3 ug/L	< 3 ug/L
2-Chloronaphthalene	625	2 ug/L	< 2 ug/L
2,4,6-Trichlorophenol	625	10 ug/L	< 10 ug/L
p-Chloro-m-cresol	625	10 ug/L	< 10 ug/L
2-Chlorophenol	625	10 ug/L	< 10 ug/L
3,3'-Dichlorobenzidine	625	10 ug/L	< 10 ug/L
2,4-Dichlorophenol	625	10 ug/L	< 10 ug/L
2,4-Dimethylphenol	625	5 ug/L	< 5 ug/L
2,4-Dinitrotoluene	625	2 ug/L	< 2 ug/L
2,6-Dinitrotoluene	625	2 ug/L	< 2 ug/L
1,2-Diphenylhydrazine	625	25 ug/L	< 25 ug/L
Fluoranthene	625	2 ug/L	< 2 ug/L
4-Chlorophenyl phenyl ether	625	2 ug/L	< 2 ug/L
4-Bromophenyl phenyl ether	625	2 ug/L	< 2 ug/L
bis-(2-chloroisopropyl) ether	625	2 ug/L	< 2 ug/L

Respectfully Submitted,

  
Pat Brueckner  
Laboratory Director



# PAT-CHEM LABORATORIES

Customer: **City of Simi Valley**  
500 West Los Angeles Avenue  
Simi Valley, CA 93095

Attention: Ms. Barbara Santos

Report Date: 8-25-99

P.O.#: 41127

Sample I.D.: 47827

Subject: Receiving Water Grab Sample

Sampling Data:


Sample Date:	8-10-99
Sampled By:	City of Simi Valley
S.V.I.D.#:	7691
Location:	W11

Results:

PARAMETER	EPA METHOD	DETECTION LIMIT	ANALYSIS
bis-(2-chloroethoxy) methane	625	5 ug/L	< 5 ug/L
Hexachlorobutadiene	625	5 ug/L	< 5 ug/L
Hexachlorocyclopentadiene	625	5 ug/L	< 5 ug/L
Isophorone	625	2 ug/L	< 2 ug/L
Naphthalene	625	2 ug/L	< 2 ug/L
Nitrobenzene	625	5 ug/L	< 5 ug/L
2-Nitrophenol	625	10 ug/L	< 10 ug/L
4-Nitrophenol	625	20 ug/L	< 20 ug/L
2,4-Dinitrophenol	625	20 ug/L	< 20 ug/L
4,6-Dinitro-o-cresol	625	20 ug/L	< 20 ug/L
n-Nitrosodimethylamine	625	5 ug/L	< 5 ug/L
n-Nitrosodiphenylamine	625	2 ug/L	< 2 ug/L
n-Nitrosodi-n-propylamine	625	2 ug/L	< 2 ug/L
Pentachlorophenol	625	20 ug/L	< 20 ug/L
Phenol	625	5 ug/L	< 5 ug/L
bis-(2-ethylhexyl) phthalate	625	2 ug/L	< 2 ug/L
Butyl benzyl phthalate	625	2 ug/L	< 2 ug/L
Di-n-butyl phthalate	625	2 ug/L	< 2 ug/L
Di-n-octyl phthalate	625	2 ug/L	< 2 ug/L
Diethyl phthalate	625	2 ug/L	< 2 ug/L
Dimethyl phthalate	625	2 ug/L	< 2 ug/L

Respectfully Submitted,

  
Pat Brueckner  
Laboratory Director



# PAT-CHEM LABORATORIES

Customer: **City of Simi Valley**  
500 West Los Angeles Avenue  
Simi Valley, CA 93095

Attention: Ms. Barbara Santos

Report Date: 8-25-99

P.O.#: 41127

Sample I.D.: 47827

Subject: Receiving Water Grab Sample

Sampling Data:

Sample Date:	8-10-99
Sampled By:	City of Simi Valley
S.V.I.D.#:	7691
Location:	W11


Results:

PARAMETER	EPA METHOD	DETECTION LIMIT	ANALYSIS
Benzo(a)anthracene	625	2 ug/L	< 2 ug/L
Benzo(a)pyrene	625	2 ug/L	< 2 ug/L
Benzo(b)fluoranthene	625	2 ug/L	< 2 ug/L
Benzo(k)fluoranthene	625	2 ug/L	< 2 ug/L
Chrysene	625	2 ug/L	< 2 ug/L
Acenaphthylene	625	2 ug/L	< 2 ug/L
Anthracene	625	2 ug/L	< 2 ug/L
Benzo(ghi)perylene	625	2 ug/L	< 2 ug/L
Benzo(a)anthracene	625	2 ug/L	< 2 ug/L
Dibenzo(a,h)anthracene	625	2 ug/L	< 2 ug/L
Ideno (1,2,3-cd)pyrene	625	2 ug/L	< 2 ug/L
Pyrene	625	2 ug/L	< 2 ug/L

Respectfully Submitted,

  
Pat Brueckner  
Laboratory Director

**ATTACHMENT 3  
RECEIVING WATER RESULTS  
W - 10**



# PAT-CHEM LABORATORIES

Customer: **City of Simi Valley**  
500 West Los Angeles Avenue  
Simi Valley, CA 93095

Attention: Ms. Barbara Santos

Report Date: 8-25-99

P.O.#: 41127

Sample I.D.: 47825

Subject: Receiving Water Grab Sample

Sampling Data:

Sample Date:	8-10-99
Sampled By:	City of Simi Valley
S.V.I.D.#:	7690
Location:	W10

Results:


PARAMETER	EPA METHOD	DETECTION LIMIT	ANALYSIS
Arsenic	200.7	0.1 mg/L	< 0.1 mg/L
Cadmium	200.7	0.02 mg/L	< 0.02 mg/L
Chromium	200.7	0.02 mg/L	< 0.02 mg/L
Copper	200.7	0.02 mg/L	< 0.02 mg/L
Lead	200.7	0.02 mg/L	< 0.02 mg/L
Nickel	200.7	0.02 mg/L	< 0.02 mg/L
Zinc	200.7	0.02 mg/L	< 0.02 mg/L
Oil & Grease	413.1	5 mg/L	< 5 mg/L
TRPH	418.1	5 mg/L	< 5 mg/L
MBAS	425.1	0.05 mg/L	0.44 mg/L

Comments: Sample was prepared per Section 200 of EPA-600/4-79-020 for metals analysis.

Respectfully Submitted,

  
Pat Brueckner  
Laboratory Director





# PAT-CHEM LABORATORIES

Customer: **City of Simi Valley**  
500 West Los Angeles Avenue  
Simi Valley, CA 93095

Attention: Ms. Barbara Santos

Report Date: 8-25-99

P.O.#: 41127

Sample I.D.: 47825

Subject: Receiving Water Grab Sample

Sampling Data:


Sample Date:	8-10-99
Sampled By:	City of Simi Valley
S.V.I.D.#:	7690
Location:	W10


Results:

## EPA Method 508

Parameter	Detection Limit	Analysis
Alpha-BHC	0.01 ug/L	< 0.01 ug/L
Gamma-BHC (lindane)	0.01 ug/L	< 0.01 ug/L
Beta-BHC	0.03 ug/L	< 0.03 ug/L
Heptachlor	0.01 ug/L	< 0.01 ug/L
Delta-BHC	0.01 ug/L	< 0.01 ug/L
Aldrin	0.01 ug/L	< 0.01 ug/L
Heptachlor Epoxide	0.01 ug/L	< 0.01 ug/L
Endosulfan I	0.1 ug/L	< 0.1 ug/L
4,4'-DDE	0.01 ug/L	< 0.01 ug/L
Dieldrin	0.01 ug/L	< 0.01 ug/L
Endrin	0.05 ug/L	< 0.05 ug/L
4,4'-DDD	0.01 ug/L	< 0.01 ug/L
Endosulfan II	0.01 ug/L	< 0.01 ug/L
4,4'-DDT	0.01 ug/L	< 0.01 ug/L
Endrin Aldehyde	0.1 ug/L	< 0.1 ug/L
Endosulfan Sulfate	0.5 ug/L	< 0.5 ug/L
Methoxychlor	0.5 ug/L	< 0.5 ug/L
Toxaphene	1.0 ug/L	< 1.0 ug/L
Chlordane	1.0 ug/L	< 1.0 ug/L

Respectfully Submitted,

  
Pat Brueckner  
Laboratory Director



# PAT-CHEM LABORATORIES

Customer: **City of Simi Valley**  
500 West Los Angeles Avenue  
Simi Valley, CA 93095

Attention: Ms. Barbara Santos

Report Date: 8-25-99

P.O.#: 41127

Sample I.D.: 47825

Subject: Receiving Water Grab Sample

Sampling Data:

Sample Date:	8-10-99
Sampled By:	City of Simi Valley
S.V.I.D.#:	7690
Location:	W10


Results:

## EPA Method 507

Parameter	Detection Limit	Analysis
Ametryne	0.04 ug/L	< 0.04 ug/L
Cycloate	0.04 ug/L	< 0.04 ug/L
Disulfoton	0.04 ug/L	< 0.04 ug/L
Phenamiphos	0.04 ug/L	< 0.04 ug/L
Prometon	0.04 ug/L	< 0.04 ug/L
Tributylphosphorotrithioite	0.04 ug/L	< 0.04 ug/L
Atrazine	0.04 ug/L	< 0.04 ug/L
Diphenamid	0.04 ug/L	< 0.04 ug/L
Prometryne	0.04 ug/L	< 0.04 ug/L
Propazine	0.04 ug/L	< 0.04 ug/L
Terbutryne	0.04 ug/L	< 0.04 ug/L
Triadimefon	0.04 ug/L	< 0.04 ug/L
Butachlor	0.04 ug/L	< 0.04 ug/L
Carboxin	0.04 ug/L	< 0.04 ug/L
Diazinon	0.04 ug/L	< 0.04 ug/L
Metolachlor	0.04 ug/L	< 0.04 ug/L
Metribuzin	0.04 ug/L	< 0.04 ug/L

Respectfully Submitted,

  
Pat Brueckner  
Laboratory Director



# PAT-CHEM LABORATORIES

Customer: **City of Simi Valley**  
500 West Los Angeles Avenue  
Simi Valley, CA 93095

Attention: Ms. Barbara Santos

Report Date: 8-25-99

P.O.#: 41127

Sample I.D.: 47825

Subject: Receiving Water Grab Sample

Sampling Data:


Sample Date:	8-10-99
Sampled By:	City of Simi Valley
S.V.I.D.#:	7690
Location:	W10


Results:

## EPA Method 507

Parameter	Detection Limit	Analysis
MGK 264	0.04 ug/L	< 0.04 ug/L
Norflurazon	0.04 ug/L	< 0.04 ug/L
Terbufos	0.04 ug/L	< 0.04 ug/L
Vernolate	0.04 ug/L	< 0.04 ug/L
Alachlor	0.04 ug/L	< 0.04 ug/L
Atraton	0.04 ug/L	< 0.04 ug/L
Bromacil	0.04 ug/L	< 0.04 ug/L
Butylate	0.04 ug/L	< 0.04 ug/L
Chlorpropham	0.04 ug/L	< 0.04 ug/L
Molinate	0.04 ug/L	< 0.04 ug/L
Dichlorvos	0.04 ug/L	< 0.04 ug/L
Fenarimol	0.04 ug/L	< 0.04 ug/L
Tebuthiuron	0.04 ug/L	< 0.04 ug/L
Terbacil	0.04 ug/L	< 0.04 ug/L

Respectfully Submitted,

  
Pat Brueckner  
Laboratory Director



# PAT-CHEM LABORATORIES

Customer: **City of Simi Valley**  
500 West Los Angeles Avenue  
Simi Valley, CA 93095

Attention: Ms. Barbara Santos

Report Date: 8-25-99

P.O.#: 41127

Sample I.D.: 47825

Subject: Receiving Water Grab Sample

Sampling Data:


Sample Date:	8-10-99
Sampled By:	City of Simi Valley
S.V.I.D.#:	7690
Location:	W10

Results:

PARAMETER	EPA METHOD	DETECTION LIMIT	ANALYSIS
Acenaphthene	625	2 ug/L	< 2 ug/L
Benzidine	625	5 ug/L	< 5 ug/L
1,2,4-Trichlorobenzene	625	2 ug/L	< 2 ug/L
Hexachlorobenzene	625	3 ug/L	< 3 ug/L
Hexachloroethane	625	2 ug/L	< 2 ug/L
bis-(2-chloroethyl) ether	625	3 ug/L	< 3 ug/L
2-Chloronaphthalene	625	2 ug/L	< 2 ug/L
2,4,6-Trichlorophenol	625	10 ug/L	< 10 ug/L
p-Chloro-m-cresol	625	10 ug/L	< 10 ug/L
2-Chlorophenol	625	10 ug/L	< 10 ug/L
3,3'-Dichlorobenzidine	625	10 ug/L	< 10 ug/L
2,4-Dichlorophenol	625	10 ug/L	< 10 ug/L
2,4-Dimethylphenol	625	5 ug/L	< 5 ug/L
2,4-Dinitrotoluene	625	2 ug/L	< 2 ug/L
2,6-Dinitrotoluene	625	2 ug/L	< 2 ug/L
1,2-Diphenylhydrazine	625	25 ug/L	< 25 ug/L
Fluoranthene	625	2 ug/L	< 2 ug/L
4-Chlorophenyl phenyl ether	625	2 ug/L	< 2 ug/L
4-Bromophenyl phenyl ether	625	2 ug/L	< 2 ug/L
bis-(2-chloroisopropyl) ether	625	2 ug/L	< 2 ug/L

Respectfully Submitted,

  
Pat Brueckner  
Laboratory Director



# PAT-CHEM LABORATORIES

Customer: **City of Simi Valley**  
500 West Los Angeles Avenue  
Simi Valley, CA 93095

Attention: Ms. Barbara Santos

Report Date: 8-25-99

P.O.#: 41127

Sample I.D.: 47825

Subject: Receiving Water Grab Sample

Sampling Data:


Sample Date:	8-10-99
Sampled By:	City of Simi Valley
S.V.I.D.#:	7690
Location:	W10

Results:

PARAMETER	EPA METHOD	DETECTION LIMIT	ANALYSIS
bis-(2-chloroethoxy) methane	625	5 ug/L	< 5 ug/L
Hexachlorobutadiene	625	5 ug/L	< 5 ug/L
Hexachlorocyclopentadiene	625	5 ug/L	< 5 ug/L
Isophorone	625	2 ug/L	< 2 ug/L
Naphthalene	625	2 ug/L	< 2 ug/L
Nitrobenzene	625	5 ug/L	< 5 ug/L
2-Nitrophenol	625	10 ug/L	< 10 ug/L
4-Nitrophenol	625	20 ug/L	< 20 ug/L
2,4-Dinitrophenol	625	20 ug/L	< 20 ug/L
4,6-Dinitro-o-cresol	625	20 ug/L	< 20 ug/L
n-Nitrosodimethylamine	625	5 ug/L	< 5 ug/L
n-Nitrosodiphenylamine	625	2 ug/L	< 2 ug/L
n-Nitrosodi-n-propylamine	625	2 ug/L	< 2 ug/L
Pentachlorophenol	625	20 ug/L	< 20 ug/L
Phenol	625	5 ug/L	< 5 ug/L
bis-(2-ethylhexyl) phthalate	625	2 ug/L	< 2 ug/L
Butyl benzyl phthalate	625	2 ug/L	< 2 ug/L
Di-n-butyl phthalate	625	2 ug/L	< 2 ug/L
Di-n-octyl phthalate	625	2 ug/L	< 2 ug/L
Diethyl phthalate	625	2 ug/L	< 2 ug/L
Dimethyl phthalate	625	2 ug/L	< 2 ug/L

Respectfully Submitted,

Pat Brueckner  
Laboratory Director



# PAT-CHEM LABORATORIES

Customer: **City of Simi Valley**  
500 West Los Angeles Avenue  
Simi Valley, CA 93095

Attention: Ms. Barbara Santos

Report Date: 8-25-99

P.O.#: 41127

Sample I.D.: 47825

Subject: Receiving Water Grab Sample

Sampling Data:

Sample Date:	8-10-99
Sampled By:	City of Simi Valley
S.V.I.D.#:	7690
Location:	W10


Results:

PARAMETER	EPA METHOD	DETECTION LIMIT	ANALYSIS
Benzo(a)anthracene	625	2 ug/L	< 2 ug/L
Benzo(a)pyrene	625	2 ug/L	< 2 ug/L
Benzo(b)fluoranthene	625	2 ug/L	< 2 ug/L
Benzo(k)fluoranthene	625	2 ug/L	< 2 ug/L
Chrysene	625	2 ug/L	< 2 ug/L
Acenaphthylene	625	2 ug/L	< 2 ug/L
Anthracene	625	2 ug/L	< 2 ug/L
Benzo(ghi)perylene	625	2 ug/L	< 2 ug/L
Benzo(a)anthracene	625	2 ug/L	< 2 ug/L
Dibenzo(a,h)anthracene	625	2 ug/L	< 2 ug/L
Ideno (1,2,3-cd)pyrene	625	2 ug/L	< 2 ug/L
Pyrene	625	2 ug/L	< 2 ug/L

Respectfully Submitted,

  
Pat Brueckner  
Laboratory Director

ATTACHMENT 4  
QA/OC REPORT



# PAT-CHEM LABORATORIES

Customer: **City of Simi Valley**  
500 West Los Angeles Avenue  
Simi Valley, CA 93095

Attention: Ms. Barbara Santos

Report Date: 8-25-99

P.O.#: 41127

Sample I.D.: 47825, 47826, 47827

Subject: QA/QC Report - Blank

Sampling Data:

Analysis Date:	8-10-99 to 8-24-99
S.V.I.D.#:	7690, 7691, 7692

Results:


PARAMETER	EPA METHOD	DETECTION LIMIT	ANALYSIS
Arsenic	200.7	0.1 mg/L	< 0.1 mg/L
Cadmium	200.7	0.02 mg/L	< 0.02 mg/L
Chromium	200.7	0.02 mg/L	< 0.02 mg/L
Copper	200.7	0.02 mg/L	< 0.02 mg/L
Lead	200.7	0.02 mg/L	< 0.02 mg/L
Nickel	200.7	0.02 mg/L	< 0.02 mg/L
Zinc	200.7	0.02 mg/L	< 0.02 mg/L
Oil & Grease	413.1	5 mg/L	< 5 mg/L
TRPH	418.1	5 mg/L	< 5 mg/L

Comments: Sample was prepared per Section 200 of EPA-600/4-79-020 for metals analysis.

Respectfully Submitted,

  
Pat Brueckner  
Laboratory Director





# PAT-CHEM LABORATORIES

Customer: **City of Simi Valley**  
500 West Los Angeles Avenue  
Simi Valley, CA 93095

Attention: Ms. Barbara Santos

Report Date: 8-25-99

P.O.#: 41127

Sample I.D.: 47825, 47826, 47827

Subject: QA/QC Report - Blank

Sampling Data:

Analysis Date:	8-10-99 to 8-24-99
S.V.I.D.#:	7690, 7691, 7692


Results:

## EPA Method 508

Parameter	Detection Limit	Analysis
Alpha-BHC	0.01 ug/L	< 0.01 ug/L
Gamma-BHC (lindane)	0.01 ug/L	< 0.01 ug/L
Beta-BHC	0.03 ug/L	< 0.03 ug/L
Heptachlor	0.01 ug/L	< 0.01 ug/L
Delta-BHC	0.01 ug/L	< 0.01 ug/L
Aldrin	0.01 ug/L	< 0.01 ug/L
Heptachlor Epoxide	0.01 ug/L	< 0.01 ug/L
Endosulfan I	0.1 ug/L	< 0.1 ug/L
4,4'-DDE	0.01 ug/L	< 0.01 ug/L
Dieldrin	0.01 ug/L	< 0.01 ug/L
Endrin	0.05 ug/L	< 0.05 ug/L
4,4'-DDD	0.01 ug/L	< 0.01 ug/L
Endosulfan II	0.01 ug/L	< 0.01 ug/L
4,4'-DDT	0.01 ug/L	< 0.01 ug/L
Endrin Aldehyde	0.1 ug/L	< 0.1 ug/L
Endosulfan Sulfate	0.5 ug/L	< 0.5 ug/L
Methoxychlor	0.5 ug/L	< 0.5 ug/L
Toxaphene	1.0 ug/L	< 1.0 ug/L
Chlordane	1.0 ug/L	< 1.0 ug/L

Respectfully Submitted,

  
Pat Brueckner  
Laboratory Director



# PAT-CHEM LABORATORIES

Customer: **City of Simi Valley**  
500 West Los Angeles Avenue  
Simi Valley, CA 93095

Attention: Ms. Barbara Santos

Report Date: 8-25-99

P.O.#: 41127

Sample I.D.: 47825, 47826, 47827

Subject: QA/QC Report - Blank

Sampling Data:

Analysis Date:	8-10-99 to 8-24-99
S.V.I.D.#:	7690, 7691, 7692


Results:

## EPA Method 507

Parameter	Detection Limit	Analysis
Ametryne	0.04 ug/L	< 0.04 ug/L
Cycloate	0.04 ug/L	< 0.04 ug/L
Disulfoton	0.04 ug/L	< 0.04 ug/L
Phenamiphos	0.04 ug/L	< 0.04 ug/L
Prometon	0.04 ug/L	< 0.04 ug/L
Tributylphosphorotrithioite	0.04 ug/L	< 0.04 ug/L
Atrazine	0.04 ug/L	< 0.04 ug/L
Diphenamid	0.04 ug/L	< 0.04 ug/L
Prometryne	0.04 ug/L	< 0.04 ug/L
Propazine	0.04 ug/L	< 0.04 ug/L
Terbutryne	0.04 ug/L	< 0.04 ug/L
Triadimefon	0.04 ug/L	< 0.04 ug/L
Butachlor	0.04 ug/L	< 0.04 ug/L
Carboxin	0.04 ug/L	< 0.04 ug/L
Diazinon	0.04 ug/L	< 0.04 ug/L
Metolachlor	0.04 ug/L	< 0.04 ug/L
Metribuzin	0.04 ug/L	< 0.04 ug/L

Respectfully Submitted,

  
Pat Brueckner  
Laboratory Director



# PAT-CHEM LABORATORIES

Customer: **City of Simi Valley**  
500 West Los Angeles Avenue  
Simi Valley, CA 93095

Attention: Ms. Barbara Santos

Report Date: 8-25-99 P.O.#: 41127

Sample I.D.: 47825, 47826, 47827

Subject: QA/QC Report - Blank

Sampling Data:

Analysis Date:	8-10-99 to 8-24-99
S.V.I.D.#:	7690, 7691, 7692


Results:

**EPA Method 507**

Parameter	Detection Limit	Analysis
MGK 264	0.04 ug/L	< 0.04 ug/L
Norflurazon	0.04 ug/L	< 0.04 ug/L
Terbufos	0.04 ug/L	< 0.04 ug/L
Vernolate	0.04 ug/L	< 0.04 ug/L
Alachlor	0.04 ug/L	< 0.04 ug/L
Atraton	0.04 ug/L	< 0.04 ug/L
Bromacil	0.04 ug/L	< 0.04 ug/L
Butylate	0.04 ug/L	< 0.04 ug/L
Chlorpropham	0.04 ug/L	< 0.04 ug/L
Molinate	0.04 ug/L	< 0.04 ug/L
Dichlorvos	0.04 ug/L	< 0.04 ug/L
Fenarimol	0.04 ug/L	< 0.04 ug/L
Tebuthiuron	0.04 ug/L	< 0.04 ug/L
Terbacil	0.04 ug/L	< 0.04 ug/L

Respectfully Submitted,

  
Pat Brueckner  
Laboratory Director



# PAT-CHEM LABORATORIES

Customer: **City of Simi Valley**  
500 West Los Angeles Avenue  
Simi Valley, CA 93095

Attention: Ms. Barbara Santos

Report Date: 8-25-99

P.O.#: 41127

Sample I.D.: 47825, 47826, 47827

Subject: QA/QC Report - Blank

Sampling Data:

Analysis Date: 8-10-99 to 8-24-99


S.V.I.D.#: 7690, 7691, 7692

Results:

PARAMETER	EPA METHOD	DETECTION LIMIT	ANALYSIS
Acenaphthene	625	2 ug/L	< 2 ug/L
Benzidine	625	5 ug/L	< 5 ug/L
1,2,4-Trichlorobenzene	625	2 ug/L	< 2 ug/L
Hexachlorobenzene	625	3 ug/L	< 3 ug/L
Hexachloroethane	625	2 ug/L	< 2 ug/L
bis-(2-chloroethyl) ether	625	3 ug/L	< 3 ug/L
2-Chloronaphthalene	625	2 ug/L	< 2 ug/L
2,4,6-Trichlorophenol	625	10 ug/L	< 10 ug/L
p-Chloro-m-cresol	625	10 ug/L	< 10 ug/L
2-Chlorophenol	625	10 ug/L	< 10 ug/L
3,3'-Dichlorobenzidine	625	10 ug/L	< 10 ug/L
2,4-Dichlorophenol	625	10 ug/L	< 10 ug/L
2,4-Dimethylphenol	625	5 ug/L	< 5 ug/L
2,4-Dinitrotoluene	625	2 ug/L	< 2 ug/L
2,6-Dinitrotoluene	625	2 ug/L	< 2 ug/L
1,2-Diphenylhydrazine	625	25 ug/L	< 25 ug/L
Fluoranthene	625	2 ug/L	< 2 ug/L
4-Chlorophenyl phenyl ether	625	2 ug/L	< 2 ug/L
4-Bromophenyl phenyl ether	625	2 ug/L	< 2 ug/L
bis-(2-chloroisopropyl) ether	625	2 ug/L	< 2 ug/L

Respectfully Submitted,

  
Pat Brueckner  
Laboratory Director



# PAT-CHEM LABORATORIES

Customer: **City of Simi Valley**  
500 West Los Angeles Avenue  
Simi Valley, CA 93095

Attention: Ms. Barbara Santos

Report Date: 8-25-99

P.O.#: 41127

Sample I.D.: 47825, 47826, 47827

Subject: QA/QC Report - Blank

Sampling Data:


Analysis Date:	8-10-99 to 8-24-99
S.V.I.D.#:	7690, 7691, 7692

Results:

PARAMETER	EPA METHOD	DETECTION LIMIT	ANALYSIS
bis-(2-chloroethoxy) methane	625	5 ug/L	< 5 ug/L
Hexachlorobutadiene	625	5 ug/L	< 5 ug/L
Hexachlorocyclopentadiene	625	5 ug/L	< 5 ug/L
Isophorone	625	2 ug/L	< 2 ug/L
Naphthalene	625	2 ug/L	< 2 ug/L
Nitrobenzene	625	5 ug/L	< 5 ug/L
2-Nitrophenol	625	10 ug/L	< 10 ug/L
4-Nitrophenol	625	20 ug/L	< 20 ug/L
2,4-Dinitrophenol	625	20 ug/L	< 20 ug/L
4,6-Dinitro-o-cresol	625	20 ug/L	< 20 ug/L
n-Nitrosodimethylamine	625	5 ug/L	< 5 ug/L
n-Nitrosodiphenylamine	625	2 ug/L	< 2 ug/L
n-Nitrosodi-n-propylamine	625	2 ug/L	< 2 ug/L
Pentachlorophenol	625	20 ug/L	< 20 ug/L
Phenol	625	5 ug/L	< 5 ug/L
bis-(2-ethylhexyl) phthalate	625	2 ug/L	< 2 ug/L
Butyl benzyl phthalate	625	2 ug/L	< 2 ug/L
Di-n-butyl phthalate	625	2 ug/L	< 2 ug/L
Di-n-octyl phthalate	625	2 ug/L	< 2 ug/L
Diethyl phthalate	625	2 ug/L	< 2 ug/L
Dimethyl phthalate	625	2 ug/L	< 2 ug/L

Respectfully Submitted,

  
Pat Brueckner  
Laboratory Director



# PAT-CHEM LABORATORIES

Customer: **City of Simi Valley**  
500 West Los Angeles Avenue  
Simi Valley, CA 93095

Attention: Ms. Barbara Santos

Report Date: 8-25-99

P.O.#: 41127

Sample I.D.: 47825, 47826, 47827

Subject: QA/QC Report - Blank

Sampling Data:

Analysis Date:	8-10-99 to 8-24-99
S.V.I.D.#:	7690, 7691, 7692

Results:

PARAMETER	EPA METHOD	DETECTION LIMIT	ANALYSIS
Benzo(a)anthracene	625	2 ug/L	< 2 ug/L
Benzo(a)pyrene	625	2 ug/L	< 2 ug/L
Benzo(b)fluoranthene	625	2 ug/L	< 2 ug/L
Benzo(k)fluoranthene	625	2 ug/L	< 2 ug/L
Chrysene	625	2 ug/L	< 2 ug/L
Acenaphthylene	625	2 ug/L	< 2 ug/L
Anthracene	625	2 ug/L	< 2 ug/L
Benzo(ghi)perylene	625	2 ug/L	< 2 ug/L
Benzo(a)anthracene	625	2 ug/L	< 2 ug/L
Benzo(b)fluoranthene	625	2 ug/L	< 2 ug/L
Dibenzo(a,h)anthracene	625	2 ug/L	< 2 ug/L
Ideno (1,2,3-cd)pyrene	625	2 ug/L	< 2 ug/L
Pyrene	625	2 ug/L	< 2 ug/L

Respectfully Submitted,

  
Pat Brueckner  
Laboratory Director

## **ANALYTICAL QUALITY ASSURANCE PROGRAM**

The Quality Assurance Program is a continuing program to insure the reliability, precision and accuracy of data produced by the laboratory. It emphasizes prevention, early detection and correction of factors that could result in questionable data validating the generated data. It discusses the basic factors of water and wastewater measurements that determine the value of analytical results and provides recommendations for the control of these factors to insure that analytical results are accurate. These recommendations are basic to the City's Quality Assurance Program and increases confidence in the reliability of reported analytical results.

## **I. ORGANIZATION**

### **A. Qualification and Background of Personnel**

#### **1. Laboratory Supervisor - Barbara M. Santos**

**Certification:** AWWA Water Quality Analyst Grade 3 Cert. #00486

CWEA Water Quality Analyst Grade 3 Cert. #206

**Education:** California State University Northridge  
Masters Degree in Public Administration

University of Santo Tomas  
B.S. Degree in Medical Technology

**Experience:** Jacobs Environmental Laboratory  
June 1981 to January 1984

City of Simi Valley  
January 1984 to present

#### **2. Laboratory Chemist - KuChung Chen**

**Certification:** CWEA Laboratory Analyst Grade 3 Cert. #84  
Pittsburg State University  
M.S. in Chemistry

**Education:** Chung Yuan College of Science and Engineering  
B.S. Degree in Chemical Engineering

**Experience:** City of Simi Valley  
December 1979 to present

#### **3. Laboratory Technician - Lourdes A. Geise**

**Certification:** CWEA Laboratory Analyst Grade 3 Cert #193

**Education:** Far Eastern University, Manila, Philippines  
B.S. Degree in Chemistry

**Experience:** Chemist, Physical Science Tech - U.S. Navy  
Subic Bay, Philippines  
1979 to 1986



Lab Analyst - National Environmental Testing,  
Texas  
1989 to 1990

City of Simi Valley  
December 1994 to present

4. Laboratory Technician - Ken Besnia

Certification: AWWA Water Quality Analyst Grade III Cert.  
#00350  
CWEA Laboratory Analyst Grade 2 #405

Education: Fitchburgh State College  
B.S. in Biology

Experience: County of Ventura - Lab Assistant  
January 1991 to May 1992

City of Simi Valley  
May 1992 to present

5. Laboratory Technician - Gregorio Domingo

Certification: AWWA Water Quality Analyst Grade I Cert.  
#00562

Education: Manuel L. Quezon University  
B.S. Degree in Chemistry

Experience: U.S. Navy Public Work Center, Pearl Harbor,  
Hawaii - Physical Science Technician  
July 1979 to December 1992

*Binictican Water Treatment Plant*  
Utilities Dept. SBMA, Philippines  
Head of Physical Science  
June 1992 to August 1994

City of Simi Valley  
April 1995 to present

**B. Responsibilities of Personnel**

**Laboratory Supervisor**

Definition: Under general direction of the Sanitation Services Manager and Sanitation Plant Operations Manager, the Lab Supervisor is responsible for coordinating and supervising the ongoing operation of a state certified chemical and bacteriological laboratory for the purpose of meeting the Water Quality Control Plant's NPDES Discharge Requirements mandated by federal, state, and local regulatory agencies.

Example of Duties: The Laboratory Supervisor supervises the performance of lab personnel and performs all standard chemical, bacteriological and physical analysis as required. The Lab Supervisor plans, directs and assures the accuracy and completion of the work produced by lab personnel. The Lab Supervisor reviews activities of the laboratory for effectiveness, efficiency and compliance with regulatory rules and regulations.

The Supervisor maintains and implements an ongoing extensive Quality Assurance Program as specified by EPA, SWQCB, and State Health Department, including running of duplicates, spikes, percent recoveries, known reference samples, running standard curves, graphing and other types of statistical analysis. The position is responsible for all correspondence and contact with regulatory agencies, salesmen, repairmen, and public tours, etc. The Lab Supervisor prepares and submits budget recommendations for lab staffing, equipment, materials and supplies, and other necessary items. The Lab Supervisor maintains an adequate supply of chemicals and equipment to ensure the uninterrupted work of lab. The Lab Supervisor maintains detailed records, data books and prepares a variety of technical books and reports. The Lab Supervisor participates in lab personnel selection and evaluation of work performance when necessary. The Lab Supervisor trains new laboratory personnel in safe and proper techniques and procedures and performs related work as required.

**Laboratory Chemist**

Definition: The prime responsibilities of the City Chemist is to perform various skilled laboratory work including sampling and analysis of water, wastewater and industrial waste samples, set up new laboratory procedures and assure quality results, assist in the planning and coordination of the entire laboratory operation and help establish and evaluate objectives and goals; and conduct training of other laboratory personnel on wastewater analysis with emphasis on proper techniques and safety. The Chemist is in charge of the operation and maintenance of all laboratory equipment, record

keeping, quality assurance program, and laboratory data entry into the computer.

### **Laboratory Technician**

**Definition:** Under general supervision of the Laboratory Supervisor and the Lab Chemist, performs independent, skilled laboratory work including analysis of water, wastewater, sludge, industrial wastewater and receiving water and does related work as required. In the absence of the Lab Supervisor, he/she must be able to assume some of the duties of the Lab Supervisor.

**Examples of Duties:** Collects and analyze a variety of samples for standard routine chemical, bacteriological and physical analysis; maintains laboratory records including Quality Assurance information, sample logs, data books, and maintenance books; and assists the Lab Supervisor with reports. The Lab Technician prepares all standard solutions, reagents and media, equipment repairs; maintains and operates a variety of lab equipment; keeps laboratory and equipment clean; and performs other related duties as assigned.

## **II. RECORDS**

- A. Data Accessibility — All relevant data including data sheets, monthly reports, log books and other data books are kept in the lab for a period of five years.
- B. Sample Logbooks and Worksheets — Logbooks are kept for entering the date, time, sample type, sample origin, sample collector, analyst and type of analysis required. A specific laboratory identification number is assigned to each sample that comes in.
- C. Data Work Books — All data generated by the lab is written in ink and is kept either in a bound notebook and/or on data worksheets. The data is reported on a monthly basis to the State for NPDES Discharge Requirements and is recorded in a bound master data notebook. All monthly analysis, municipal data, and river data are also recorded in bound data books.
- D. Graphs and Charts — Standard curves have been established for each analysis involving photometric determination. These curves are verified each time an analysis is performed by including at least two different standard concentrations in each run. All standard curves (new and old) are kept in the lab in a spiral notebook.
- E. Records for Media Preparation — Records for media preparation, as well as other Quality Assurance Data are kept in a Quality Assurance notebook. Entries include: date, analyst, type and strength of media prepared, dry

weight of media, lot, control number, sterility check (five percent median incubated at  $35^{\circ} \text{C} \pm$  for two days and checked for growth), and positive - negative check.

- F. Inventory Control — An adequate supply of chemicals and lab supplies is maintained at all times to ensure the uninterrupted work of the laboratory. The chemicals and lab supplies are inventoried annually. A record of the quantity of supplies purchased for the lab is maintained.

### III. SAMPLING PROCEDURES

- A. Sample Location, Technique, Preservatives, and Bottles — All samples are collected, handled and preserved in accordance with Standard Methods for the Examination of Water and Wastewater, 18th Edition, A.P.H.A. Washington, D.C., (1975) [1980 and Methods for Chemical Analysis of Water and Wastes, Environmental Protection Agency, Washington, D.C. (1979)].

All samples are obtained to meet the requirements of the sampling program and are handled in such a way that it does not deteriorate or become contaminated before it reaches the laboratory. The samples are analyzed immediately upon receipt in the lab (when possible), since the shorter the time that elapses between collection of a sample and its analysis, the more reliable will be the analytical results. In the event analysis cannot be started immediately, EPA developed methods to preserve the sample are used.

The samples (influent, effluent) collected for tests required by our NPDES discharge requirements on a daily or monthly basis are time/or flow composited by a twenty-four hour automatic sampler with a refrigerated compartment. All other samples taken for discharge requirements, process control and industrial wastes are generally grab samples which are taken at specific times for predetermined sampling points and/or sample schedules posted in the lab.

### IV. MEASUREMENTS AND ANALYSES

- A. Standard Procedures Followed — Standard procedures used in this laboratory for the analysis of water and wastewater are done in accordance with current EPA, Federal Register Guideline procedures or as specified in the monitoring program. Standard references most often used include:

Standard Methods for Examination of Water and Wastewater, APHA, AWWA, WPCF, 18th Edition.

Methods for Chemical Analysis of Water and Wastes, EPA 1983  
Test Methods for Evaluations Solid Waste Physical/Chemical  
Methods EPA 1982.

Annual Book of Standards, Part 31, ASTM, 1979

Other references used are available in the lab's main library. A working set of methods abstracted from the above references is also kept in the main library.

- B. Reagent, Standard and Media Preparation — As a minimum, all reagents used in the laboratory will be at least analytical reagent grade. Reagents of lesser purity than specified for the method are not used. Upon delivery of any chemical, it is checked immediately to see that it meets quality assurance requirements. The container is marked (in ink) with the date of receipt and initialed by the checker.

Reagents and Standards are always prepared and standardized with the utmost of care and technique. Only distilled or deionized (good quality) water is used in their preparation. Only small amounts of reagents that have a short shelf life are prepared at any one time. They are restandardized or prepared fresh as often as required. Stock and working standard solutions are checked frequently for signs of deterioration, such as discoloration or precipitation. All solutions prepared in the lab are accurately labeled as to composition, concentration, date of preparation, and preparer. Commercially prepared reagents and standard solutions are used as long as they are checked for accuracy.

Primary standards are obtained from the National Bureau of Standards (NBS) whenever possible. Only reputable chemical supply houses are used as resources for supplies.

All other reagents, standards and media are prepared in accordance with Standard Methods, or the EPA Laboratory Manual. As reagents, standards, and media are prepared, they are recorded with all pertinent information in their respective sections of the Quality Assurance Book.

## VI. INSTRUMENTS & EQUIPMENT

All instruments are standardized, calibrated and maintained in accordance with EPA guideline procedures for Quality Control and the instrument's manufacturer manuals. These manuals are kept on file and are made accessible to all laboratory personnel. In the event of instrument malfunction or breakdown, where laboratory personnel cannot find the source of the problem, the instrument is sent to the manufacturer or a reputable service company for repair.

A. Personnel Training - Only laboratory personnel specifically trained to operate the instruments are authorized to do so.

B. Maintenance Records - Records of calibration, maintenance, and servicing are kept in the Maintenance and Service Book.

A supply of bulbs, batteries, fuses and other essential replacement parts are kept in stock when possible.

C. Thermometer Calibration - The laboratory thermometers used in the ovens and incubators are periodically checked against a National Bureau of Standards (NBS) Certified Thermometer. Calibration corrections are made and recorded in the Quality Assurance Book.

D. Instrument Servicing, Calibration Standardization

1. The **Analytical Balance** (Sartorius) is checked daily with known standard weights (mg and gm) and is calibrated and serviced annually by a certified balance technician. Weights are recorded daily in the Quality Assurance Book. Service Information is logged in the Instrument Maintenance Book.

2. The **Triple Beam** (Ohaus) and **Toploading** (Sartorius) balances are kept clean and are periodically checked for accuracy.

3. The **Specific Ion Analyzer** (orion 901) is standardized daily with two buffers of different concentration (7 & 10). The buffers are changed every week or as needed.

Electrodes are kept clean and in good working order. Temperature and standardization information are recorded daily in the Quality Assurance Book.

4. The **Hach Turbidimeter** (Digital Turner Designs) is standardized daily with supplied turbidity standard. The standard is replaced annually or as needed. Standardization information recorded daily in the Quality Assurance Book.

5. The **Hach DR Spectrophotometer** (4000) is periodically checked with a spectro-checked set, which checks for straylight, calibration maximum absorbance and linearity. Blanks and Standards are run along with each analysis. Spectro-check information is recorded in the Instrument Maintenance Book.

6. The **Conductivity Meter (Hach)** is periodically standardized against a known standard sodium chloride solution. The conductivity of laboratory water is recorded daily in the Quality Assurance Book.
7. The **D.O. Meter (YSI 5100 D.O. Meter)** and oxygen electrode (Orion) are calibrated daily before use, in accordance with manufacturers instructions. Membranes and batteries are replaced as indicated by instrument performance. Calibration information is recorded daily in the Quality Assurance Book.
8. The **Microscope (Microstar)** and **Light Source (American Optical)** are serviced and cleaned as needed by a certified technician. Service information is logged in the Quality Assurance Book.
9. The **American Waterbaths (VWR Scientific Model 1240 T)** are cleaned and refilled with distilled or deionized water as needed. The various temperatures that correspond with different tests are noted and logged in the Quality Assurance Book.
10. The **Autoclave (Market Forge Sterilmatic)** is kept clean and is checked periodically for proper function. Three types of indicators are used to ensure adequate sterilization conditions. Including time, temperature and pressure: Diack Control, Sterilometer strips and Kiiit ampules. Autoclave checks are recorded in the Quality Assurance Book, with each use.
11. The **Dishwasher (Labconco)** is checked on a regular basis to ensure proper cleaning is taking place.
12. The **Drying Oven (Precision Scientific, Model 26)** is periodically cleaned and kept at a constant temperature of  $180 \pm 2^{\circ}\text{C}$ . Temperature is recorded in the Quality Assurance Book, when the oven is used.
13. The **Drying Oven (Blue M - Stabil-Therrn)** is periodically cleaned and kept at a constant temperature of  $103^{\circ} - 105^{\circ}\text{C}$ . The temperature is recorded twice daily (morning and evening) in the Quality Assurance Book.
14. The **Muffle Furnace (Thermolyne 30400 Furnace)** is periodically cleaned and is kept at a constant temperature of  $550 \pm 50^{\circ}\text{C}$ . The temperature is recorded in the Quality Assurance Book when the furnace is used.
15. The **BOD Incubator (Westinghouse)** with **Incutrol/2 (Hach)** is periodically cleaned and kept at a constant temperature of  $20^{\circ} \pm$

1°C. The temperature is recorded twice daily in the Quality Assurance Book.

16. The **Bacteria Incubator** (Precision Scientific, Model 2 and 4) are periodically cleaned and kept at a constant temperature of  $35' \pm 0.5^{\circ}\text{C}$ . Occasionally, Model 2 is used at other temperatures. Temperatures are recorded twice daily in the Quality Assurance Book.
17. The **Refrigerators** (Fischer Scientific) and (Labline explosive proof) are periodically cleaned and are kept at a constant temperature of  $4^{\circ} - 5^{\circ}\text{C}$ . Temperatures are recorded twice daily in the Quality Assurance Book.
18. The **Quebec Colony Counter** (American Optical) is used for testing and counting bacterial populations.
19. The **Bacti-Cinerator II (S/P)** is used for sterilizing transfer loops for bacterial analysis.
20. The **COD Reactor** (Hach) is used for the COD test.
21. The **Equipment Calculator** (Hewlett Packard, Casio and Texas Instrument) is used to make analytical calculations.
22. The **Distillation Apparatus** is used for various applications.
23. The **Ammonia Distillation Apparatus** (Lab Con Co) is used for ammonia testing.
24. **Equipment Samplers** are used for collecting samples.
25. The **Atomic Absorption Spectrophotometer** (Instrumentation Laboratory) is a sophisticated, highly technical instrument used for metal analysis.
26. **Commercial Blender** (Waring).
27. **Ultrasonic Cleaner** (L& R Co., T-21 B).
28. **Eletrophotometer II** (Fischer).
29. **HACH DR/2000 Spectrophotometer**
30. **HACH DR/3000 Spectrophotometer**



31. **Atomic Vapor Accessory Hydride Generator** (Thermo Jarrell Ash).
32. **755 Controlled Temperature Atomizer**
33. **Deuterium Arc - Background Corrector.**

E. Equipment - Containers & Glassware - All equipment, containers, and glassware are checked periodically for chipped or broken edges or deformities and are discarded if deemed unsafe or unrepairable.

Glassware used for lab purposes is generally of borosilicate glass. For special purposes, other materials may be used such as stainless steel, porcelain, nickel, plastic, etc. Stoppers, caps and plugs are chosen for their resistance to the attack of material contained in the vessel. Teflon stopcocks are used exclusively in Burets and separatory funnels.

Polyethylene and polypropylene containers are used for sampling to reduce breakage. All volumetric glassware (burettes, volumetric flasks, pipets) are "Class A" Quality.

## VII. **QUALITY ASSURANCE PROCEDURES AND STATISTICS**

Each lab analyst is expected to continuously review his data, evaluate his own technique and in general be thoroughly familiar with the Quality Assurance Methods used.

Quality Assurance programs have two primary functions in the laboratory. First, the program should continually monitor the reliability (accuracy and precision) of the results reported; for example, they should continually provide answers to the question "How good (accurate and precise) are the results obtained?" This function is the determination of quality. The second function is the control of quality to meet the program requirements for reliability. As an example of the distinction between the two functions, the processing of spiked samples may be a determination of measurement quality, but the use of analytical grade reagents is also a control measure.

The Simi Valley Water Quality Control Plant Laboratory practices and performs the following Quality Assurance procedures and statistics:

A. Precision - Precision refers to the reproducibility of analytical results when it is repeated on a homogeneous sample under controlled conditions, regardless of whether or not observed values are widely displaced from the true value as a result of systematic or constant errors present throughout the measures. The calculations used to test for precision by this lab are a modified Shewhart technique and are as follows:

1. Standard deviation from pairs of duplicate measurements:

$$S = \sqrt{\sum d^2 / 2n}$$

2. Standard deviation from many measurements on one sample:

$$S = \sqrt{\frac{\sum (\bar{x}_i - \bar{x})^2}{N - 1}}$$

3. Mean or average:

$$\bar{x} = \frac{\sum (x_i)}{N}$$

4. Range or difference between two numbers:

$$R = X_1 - X_2$$

#### Key Symbols

$\bar{x}$ = Mean or Average	$d = d_1 - d_2$ the diff. in conc. of the two measurements
$S$ = Std. deviation	$n$ = Number of duplicate measurements
$R$ = Range	$N$ = Number of measurements
$\sum$ = Summation	$X_i$ = Values of individual measurements
$X_1$ = Value of sample number 1	$X_2$ = Value of sample number 2

5. The standard deviation of range =  $S_R$

$$S_R = \sqrt{\frac{R^2 - (R_i)^2}{N - 1}}$$

$$\bar{R} = \sum R_i / N$$

$$UCL = \bar{R} * D_4$$

$$UWL = \bar{R} + 2/3 R (D_4 - 1)$$

$$LWL = \bar{R} * D_3$$

Key to Symbols

$S_R$  = Standard Deviation of Range

$R_i$  = Range Difference between  $X_1, X_2$

$N$  = Number of measurement

$D_4 = 3,27$  (Constant factor for computing control chart lines for 2 samples)

$D_3 = 0$  (Constant factor for computing control chart lines for 2 samples)

$R$  = Mean of Range

- D. Accuracy - Accuracy refers to the agreement between the amount of the constituent measured by the test method and the amount actually present. Accuracy determinations are accomplished by first running an analysis on a sample and recording the results, then a small amount of (due to sample proportions) standard solution is added to the same amount of sample, and the test is repeated. The original sample analysis is assumed to be correct if the amount found in the test is equal to that of the original value of the known added "spike". This procedure is known as "Spiking", "Known Addition" or "Standard Addition". The calculation used in conjunction with this procedure is the percent recovery calculation. If recoveries are low or out of limits, then analysis is to be investigated immediately.

The percent recovery calculation is as follows:

$$\% \text{ Recovery} = \left( \frac{S}{S_1 + S_2} \right) \times 100$$

Key to Symbols

S = Concentration of spiked sample

S<sub>1</sub> = Concentration of unspiked sample

S<sub>2</sub> = Concentrations of spike added to sample

- C. Duplications - Duplications are performed routinely (weekly and monthly) on most monthly analyses for discharge requirements and some for process control. Duplications done on weekly basis include chlorine residual and suspended solids. The total coliform test is duplicated every week. Monthly duplications include Boron, Chloride, Fluoride, Nitrate-N, Nitrite-N, Sulfate, Total Dissolved Solids, Total Solids, Volatile Total Solids, Volatile Suspended Solids, Volatile Acids, Alkalinity and Chlorine Residual on River sample. As a check, a percent difference calculation is run on the duplicate samples. Percent difference calculation is as follows:

$$\% \text{ difference} = \frac{(A - B)}{RX} \times 100$$

Key to Symbols

A = Result from sample #1

B = Result from Sample #2

X = average of two numbers

- D. Graphing - Quality control charts are prepared from precision data.
- E. Performance Evaluations - Participation in EPA and State Department of Health performance evaluations.
- F. Standards - Standards are consistently used for all analyses as required. Standard curves are kept for each photometric determination including Boron, Chloride, Nitrate-N, Nitrite-N, Fluoride and Sulfate. These curves are verified each time analyses are performed, by including at least two different Standard concentrations with each run.
- G. Reagent and Solvent Blanks - Reagent and solvent blanks are consistently used for all analyses, in an effort to determine possible interferences from that reagent or solvent.
- H. Reference Samples - Known reference samples from outside sources, such as EPA Quality Control check samples and commercially prepared Alpha Associates solution, etc., are used periodically as analyst and method checks.
- I. BOD - A glucose glutamic acid check for BOD is run once a week to verify presence of toxic substances and for the use of poor seeding.

- J. COD - A potassium acid phthalate check for COD will be run periodically to verify technic and quality of reagents.
- K. Total Coliform - Completed test is done on 100% of positive confirmed samples for Total Coliform test.

All of the proceeding statistical performance data is kept and logged (in ink) in the appropriate sample data books and/or in spiral notebooks. No erasures or white-outs shall be made in these sample data books. In the case of an error, draw a line through the error (do not completely obliterate the error) and enter the correct data.

CALIFORNIA STATE WATER RESOURCES CONTROL BOARD

CITY OF SIMI VALLEY  
SANITATION DIVISION  
(OPERATING PERSONNEL 1999 CERTIFICATION LEVEL)

Sanitation Services Manager Operator V . . . . . Jim Buell  
Sanitation Plant Operations Manager Operator V . . . . . Robert Hensley  
Sanitation Plant Operator IV . . . . . Don Weidner  
Sanitation Plant Operator III . . . . . Paul Henke  
Sanitation Plant Operator III . . . . . David Borunda  
Sanitation Plant Operator III . . . . . Steve Doukas  
Sanitation Plant Operator III . . . . . Glen Devoe  
Sanitation Plant Operator II . . . . . John Vallieres  
Sanitation Plant Operator II . . . . . James Paredes  
Sanitation Plant Operator II . . . . . Jeff Haptonstal  
Sanitation Plant Operator II . . . . . Bruce Campbell  
Sanitation Plant Operator II . . . . . Melvin Lamphar  
Sanitation Plant Operator II . . . . . Robert Scott  
Sanitation Plant Operator II . . . . . Jose Murillo  
Sanitation Plant Operator I . . . . . Tom Ballard  
Sanitation Plant Operator I . . . . . Jesse Delgado  
Sanitation Plant Operator I . . . . . Ronald Montrose  
Sanitation Plant Operator in Training, Grade I . . . . . Brian Wilson  
Sanitation Plant Operator in Training, Grade I . . . . . Cary Adams

## SUMMARY

During 1999, Simi Valley's Water Quality Control Plant (WQCP) remained in substantial compliance with discharge requirements contained in its NPDES Permit No. CA0055221, except for three days of elevated 7-Day Median MPN of Coliform in February 1999, and two days of elevated Turbidity in November 1999. However, the consistently low monthly values of Biochemical Oxygen Demand (BOD) and Total Suspended Solids (TSS) at an overall 99 percent annual removal efficiency each, and monthly < 2 MPN Coliform in the Discharge's final effluent, are supportive data of strong baseline indications in protecting the receiving waters and public health and safety.

The high overall removal efficiency for BOD and TSS in 1999, were due to the continued refinement in operational strategy utilizing the plant Supervisory Control and Data Acquisition System (SCADA). In 1997, a direct relationship was found between the health of the microorganism community under aeration, with water temperature, alkalinity, and Mixed Liquor Suspended Solids (MLSS). In 1999, the key continues to be trend charting these relationships over 24 hour periods, then adjusting them to maintain a desired protozoan population. Two key assumptions have been made. As water temperature goes down, MLSS is increased about 200 mg/L for every degree in temperature drop. The other is to keep the secondary treatment process as close to nitrification as possible without actually nitrifying. Control is established by keeping the alkalinity level between 200-220 mg/L. A lower alkalinity level increases nitrification while a higher level decreases it. The Waste Activated Sludge (WAS) process controls both MLSS and alkalinity parameters by setting the wasting rate in 24 hour periods. Where plant operations relied on daily lab data for MLSS concentration in the past, on line strip chart monitoring and trending has been more accurately utilized in both 1998 and 1999. A Near Infra-Red (NIR) probe transmits MLSS data continuously to the SCADA system which provides continuous information for adjusting the wasting rate based on the up or down trends of the MLSS temperature and alkalinity.

Plant operational staff began pilot testing Advanced Primary Treatment late in 1999. It is expected that the pilot test will last at least one year. By reducing suspended or colloidal loadings to the Activated Sludge Process by this enhanced process, staff believes added control of the secondary treatment system can be achieved, thereby giving plant operations more flexibility and assurance that there are adequate margins for safety and high efficiency in the process.

CITY OF SIMI VALLEY

Water Quality Control Plant

NPDES NO. CA0055221

**1997 ANNUAL REPORT**

**City Council**

Mayor

Mayor Pro Tem

Council Member

Council Member

Council Member

-Gregory Stratton

-Bill Davis

-Sandi Webb

-Barbara J. Williamson

-L. Paul Miller

City Manager

City Attorney

Utilities Engineer

Deputy Director/Sanitation Services

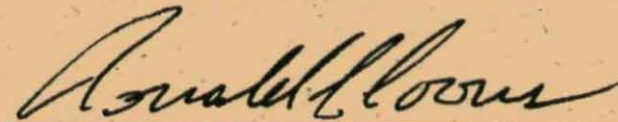
-Mike Sedell

-John Torrance

-Michael Kleinbrodt

-Jim Buell

Submitted By:



Ronald C. Coons, Director

Department of Public Works



## INTRODUCTION

The 1997 Calendar Year tabular and graphical representations for the City of Simi Valley Water Quality Control Plant are enclosed within. These parameter controls are in keeping with NPDES Permit No. CA0055221.

City of Simi Valley Water Quality Control Environmental Testing Laboratory is approved and registered with the State Department of Public Health Services, the Sanitation and Radiation Laboratory at Berkeley, the Regional Water Quality Control Board, and the Environmental Protection Agency. The Environmental Laboratory Accreditation Program (ELAP), administered by the State Department of Health Services, annually certifies the City to perform the following fields of testing:

Field of Testing 1: Microbiology of Drinking Water - Total and Fecal E. coli, Coliform by Multiple Tube Fermentation, Total and E. coli Coliform by MMO - MUG Technics, Heterotrophic Plate Count. Microbiology of Wastewater - Total Coliform by Multiple Tube Fermentation, and Fecal/E. coli by Multiple Tube Fermentation.

Field of Testing 2: Inorganic Chemistry and Physical Properties of Drinking Water - Alkalinity, Calcium, Chloride, Fluoride, Hardness, Magnesium, MBAS, Nitrate, Nitrite, Sodium, Sulfate, Total Filterable Residue, Conductivity, Phosphate, and Cyanide.

Field of Testing 16: Wastewater Inorganic Chemistry, Nutrients, and Demands Acidity, Alkalinity, Ammonia, Biochemical Oxygen Demand, Boron, Calcium, Chemical Oxygen Demand, Chloride, Chlorine Residual, Cyanide, Fluoride, Hardness, Kjeldahl Nitrogen, Magnesium, Nitrate, Nitrite, Oil and Grease, Oxygen, Dissolved, ph, Phenols, Orthophosphate, Total Phosphorus, Potassium, Total Residue, Filterable Residue, Non-Filterable Residue, Settleable Residue, Volatile Residue, Sodium, Specific Conductance, Sulfate, Sulfide, Surfactants, and Turbidity.

Field of Testing 17: Analysis of Toxic Chemical Elements In Wastewater Aluminum, Antimony, Barium, Beryllium, Cadmium, Chromium VI, Chromium Total, Cobalt, Copper, Iron, Lead, Manganese, Molybdenum, Nickel, Selenium, Silver, Thallium, Vanadium and Zinc.

Field of Testing 18: Organic Chemistry of Wastewater (by GC/MS Combination). EPA Method 624 Volatile Organics, and EPA Method 625.

All other analyses were performed by an outside laboratory certified for such analyses by the Department of Health Services and in accordance with current EPA guidelines and procedures.

During the year, outside laboratories performed analyses for the City for which the City's laboratory was not set up to perform. These participating laboratories were:

Aquatic Bioassay Laboratory	-Ventura, California
Del Mar Analytical Laboratory	-Van Nuys, California
Performance Analytical Laboratory	-Canoga Park, California

## KEY

In this report the following symbols are used: A ( $<$ ) sign in a table denotes "less than". A ( $>$ ) sign denotes "greater than", and a ( $\geq$ ) sign denotes "greater than or equal to". A (\*) indicates "see summary" for an explanation.

## TABLE OF CONTENTS

<u>SUBJECT</u>	<u>PAGE</u>
INTRODUCTION .....	i
KEY .....	ii
SUMMARY DATA TABLE .....	1
MONTHLY AVERAGES OF INFLUENT FLOW FOR 1997 .....	2
Million Gallons per Day .....	2
MONTHLY AVERAGES OF PEAK INFLUENT FLOW FOR 1997 .....	4
Million Gallons per Day .....	4
MONTHLY AVERAGES OF DAILY INFLUENT MONITORING FOR 1997 .....	6
Biochemical Oxygen Demand	
Suspended Solids .....	8
MONTHLY AVERAGES OF EFFLUENT FLOW FOR 1997 .....	10
Million Gallons per Day .....	10
MONTHLY AVERAGES OF EFFLUENT MONITORING FOR 1997 .....	12
Biochemical Oxygen Demand .....	12
Suspended Solids .....	14
MONTHLY MAXIMUM EFFLUENT STRIP CHART MONITORING FOR 1997 .	16
Chlorine Residual .....	16
Turbidity .....	18
Coliform Group .....	20
Grease and Oil .....	22
pH .....	24
Settleable Solids .....	25
Temperature .....	28
MONTHLY EFFLUENT MONITORING FOR 1997 .....	30
Ammonia Nitrogen .....	32
Total Nitrogen .....	32
Organic Nitrogen .....	34
Methylene Blue Active Substances .....	36
Bioassay .....	38
Chronic Toxicity .....	40
Boron .....	42
Chlorides .....	44
Fluoride .....	46
Combined Nitrate-Nitrogen & Nitrite-Nitrogen .....	48

<u>SUBJECT</u>	<u>PAGE</u>
Sulfates . . . . .	50
Total Dissolved Solids . . . . .	52
<b>HAULING REPORT SUMMARY . . . . .</b>	<b>54</b>
Solid Waste Hauled to Simi Valley Landfill . . . . .	54
Solid Waste Hauled to Buttonwillow Land & Cattle Co. . . . .	56
<b>RECEIVING WATER CONSTITUENTS FOR 1997 . . . . .</b>	<b>58</b>
FLOW in CFS . . . . .	58
Temperature °F . . . . .	60
pH . . . . .	62
Biochemical Oxygen Demand . . . . .	64
Dissolved Oxygen . . . . .	66
Chloride . . . . .	68
Turbidity . . . . .	70
Chlorine . . . . .	72
Most Probable Number . . . . .	74
Settleable Solids . . . . .	76
Nitrate Nitrogen . . . . .	78
Nitrite Nitrogen . . . . .	80
Ammonia Nitrogen . . . . .	82
Organic Nitrogen . . . . .	84
Total Nitrogen . . . . .	80
Total Surfactants . . . . .	88
Total Phosphates . . . . .	90
Suspended Solids . . . . .	92
Total Dissolved Solids . . . . .	94
Oil and Grease . . . . .	96
Sulphate . . . . .	98
Boron . . . . .	100
Hardness . . . . .	102
Chronic Toxicity . . . . .	104
Semi-Annual Testing for Arsenic, Cadmium, Chromium, Copper, Nickel, Lead, Zinc, Chlorinated Pesticides, N and P Pesticides, BNA, Total Petroleum Hydrocarbon . . . . .	108
<b>ATTACHMENT 1 - W-12 . . . . .</b>	<b>109</b>
<b>ATTACHMENT 2 - W-11 . . . . .</b>	<b>110</b>
<b>ATTACHMENT 3 - W-10 . . . . .</b>	<b>111</b>
<b>MONTHLY AVERAGES OF DAILY TEMPERATURES AND PRECIPITATION</b>	
FOR 1997 . . . . .	106
<b>ANALYTICAL QUALITY ASSURANCE PROGRAM . . . . .</b>	<b>112</b>
<b>ORGANIZATION . . . . .</b>	<b>113</b>
<b>CITY OF SIMI VALLEY, SANITATION DIVISION OPERATING PERSONNEL</b>	
1997 . . . . .	125
<b>SUMMARY . . . . .</b>	<b>126</b>

SUMMARY DATA TABLE  
VIOLATIONS OF EFFLUENT DISCHARGE REQUIREMENTS

1997

REQUIREMENT	JAN	FEB	MAR	APR	MAY	JUN	TOTAL
NPDES Violations	-	-	-	-	-	-	0
TOTAL	-	-	-	-	-	-	0

REQUIREMENT	JUL	AUG	SEPT	OCT	NOV	DEC	TOTAL
NPDES Violations	-	-	-	-	-	-	0
TOTAL	-	-	-	-	-	-	0

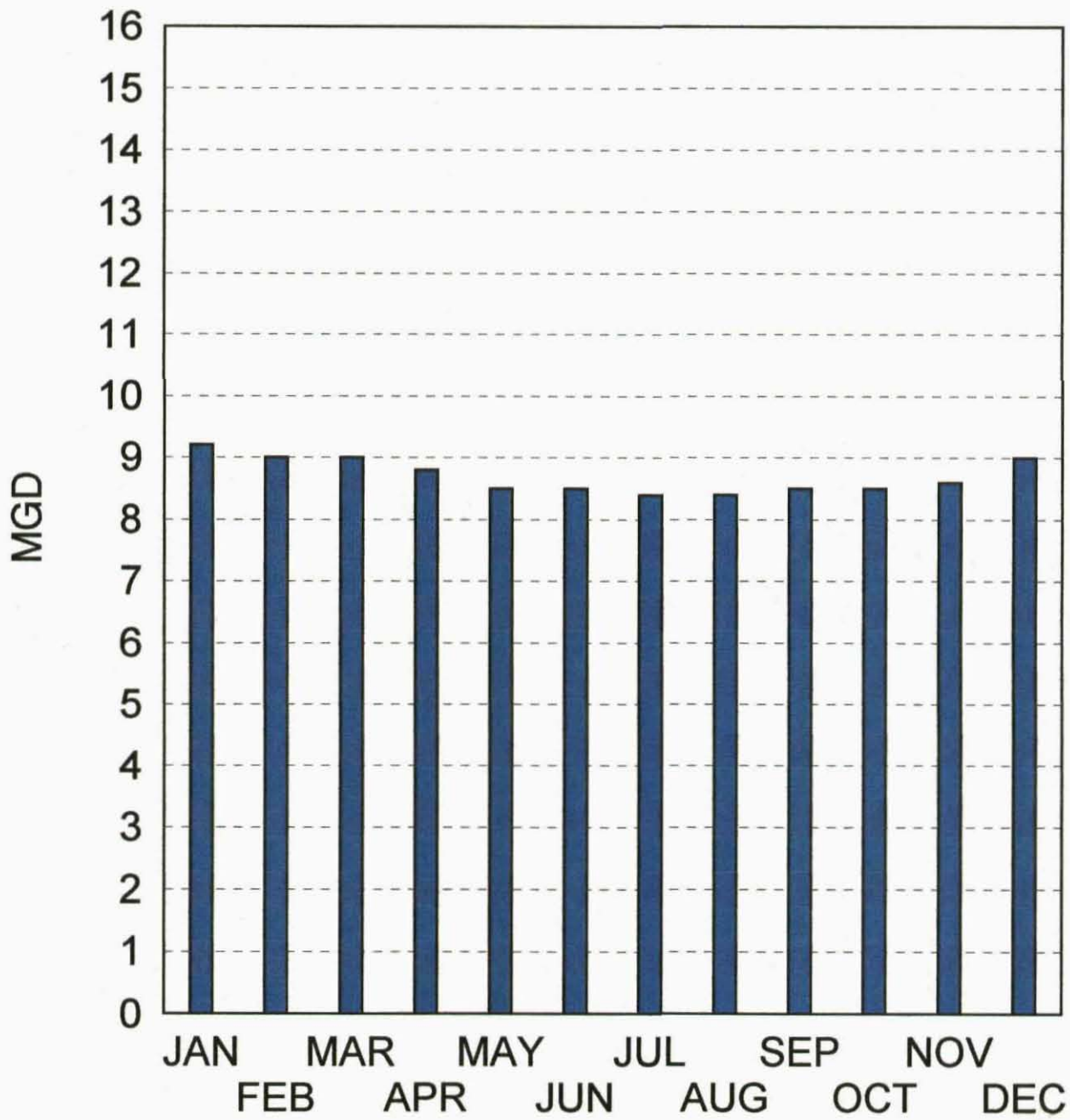
MONTHLY AVERAGES OF INFLUENT FLOW FOR 1997

Million Gallons per Day

<u>Month</u>	<u>MGD</u>
January	9.2
February	9.0
March	9.0
April	8.8
May	8.5
June	8.5
July	8.4
August	8.4
September	8.5
October	8.5
November	8.6
December	<u>9.0</u>
Average	8.7
W.Q.C.B Limit	No Limit

# Monthly Averages Of Influent Flow MGD

1997



MONTHLY AVERAGES OF PEAK INFLUENT FLOW FOR 1997

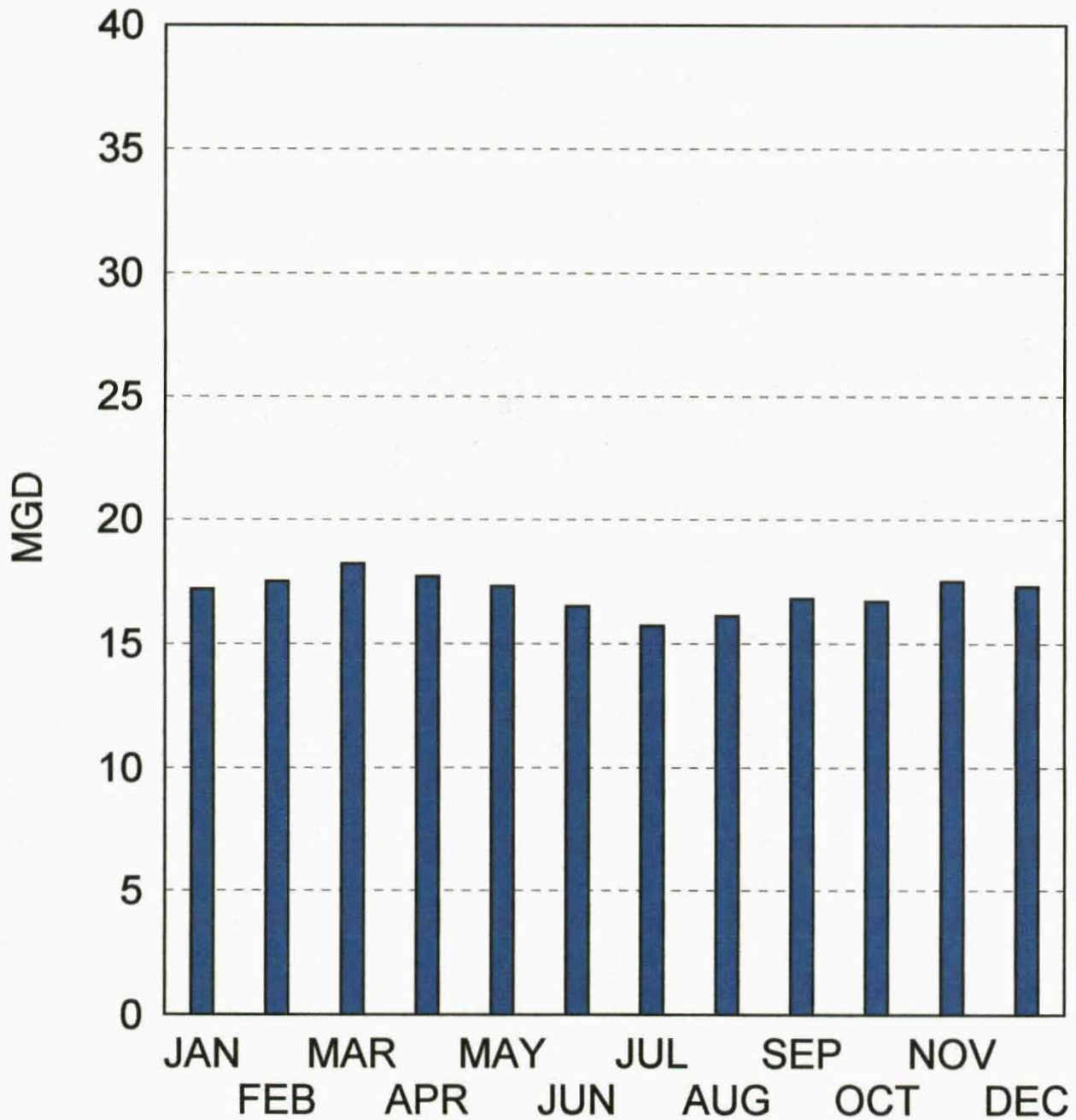
Million Gallons per Day

<u>Month</u>	<u>MGD</u>
January	17.2
February	17.5
March	18.2
April	17.7
May	17.3
June	16.5
July	15.7
August	16.1
September	16.8
October	16.7
November	17.5
December	<u>17.3</u>
Average	17.04
W.Q.C.B Limit	No Limit



# Peak Influent Flow MGD

1997



MONTHLY AVERAGES OF DAILY INFLUENT MONITORING FOR 1997

Biochemical Oxygen Demand

<b>Month</b>	<b>mg/L</b>	<b>lbs/day</b>
January	252	19335
February	226	16963
March	248	18615
April	263	19302
May	266	18856
June	258	18290
July	235	16463
August	241	16883
September	249	17652
October	253	17935
November	259	18577
December	<u>273</u>	<u>20491</u>
Average	252	18280
W.Q.C.B. Limit	No Limit	No Limit

# Monthly Averages Of Influent BOD

1997



MONTHLY AVERAGES OF DAILY INFLUENT MONITORING FOR 1997

Suspended Solids

<b>Month</b>	<b>mg/L</b>	<b>lbs/day</b>
January	367	28159
February	324	24319
March	355	26646
April	360	26421
May	293	20771
June	309	21905
July	314	21998
August	295	20667
September	307	21763
October	284	20133
November	327	23454
December	<u>366</u>	<u>27472</u>
Average	325	23642
W.Q.C.B. Limit	No Limit	No Limit

# Averages Of Influent Suspended Solids

1997



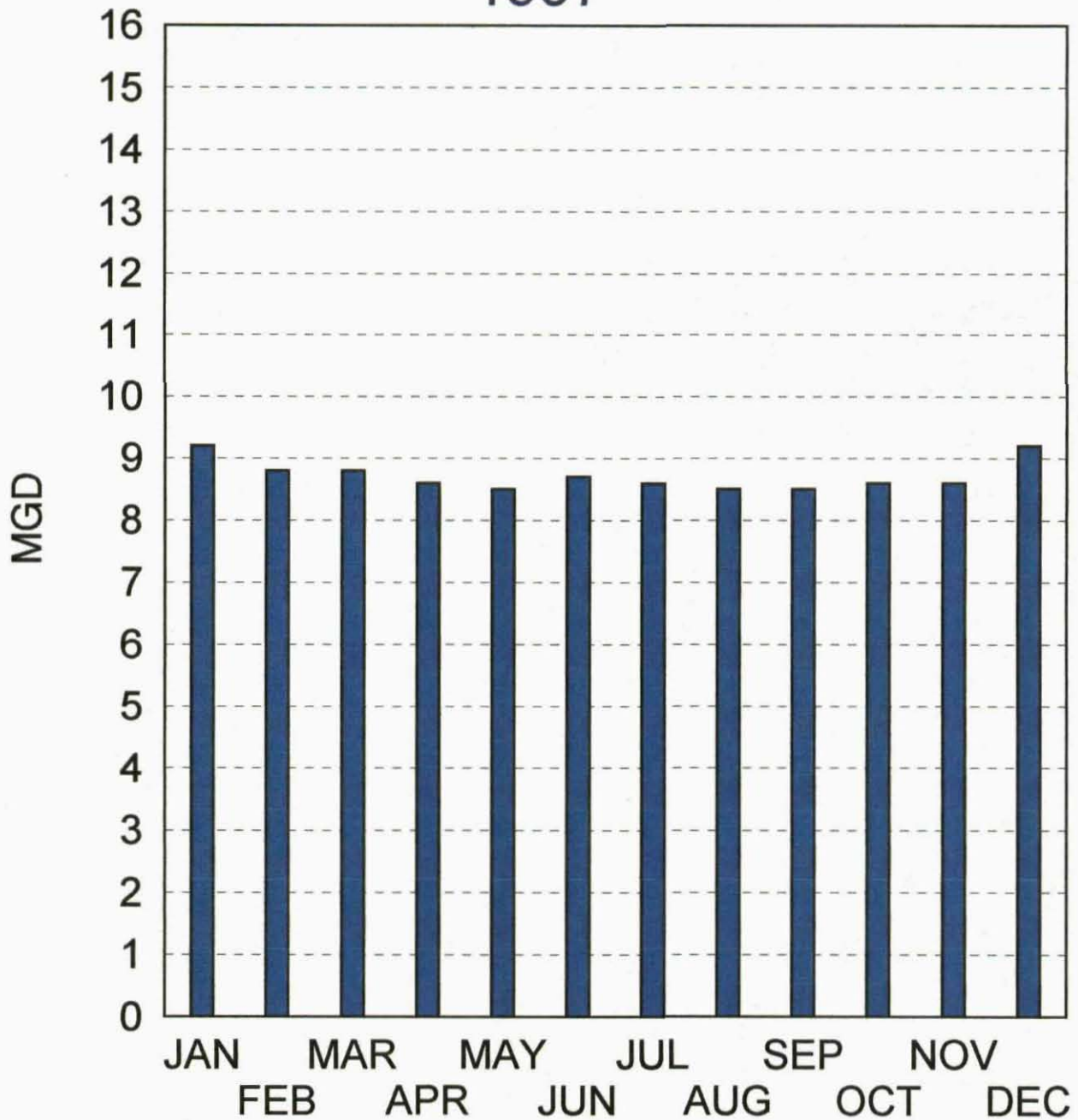
MONTHLY AVERAGES OF EFFLUENT FLOW FOR 1997

Million Gallons per Day

<u>Month</u>	<u>MGD</u>
January	9.2
February	8.8
March	8.8
April	8.6
May	8.5
June	8.7
July	8.6
August	8.5
September	8.5
October	8.6
November	8.6
December	<u>9.2</u>
Average	8.72
W.Q.C.B Limit	No Limit



# Monthly Averages Of Effluent Flow MGD 1997



MONTHLY AVERAGES OF EFFLUENT MONITORING FOR 1997

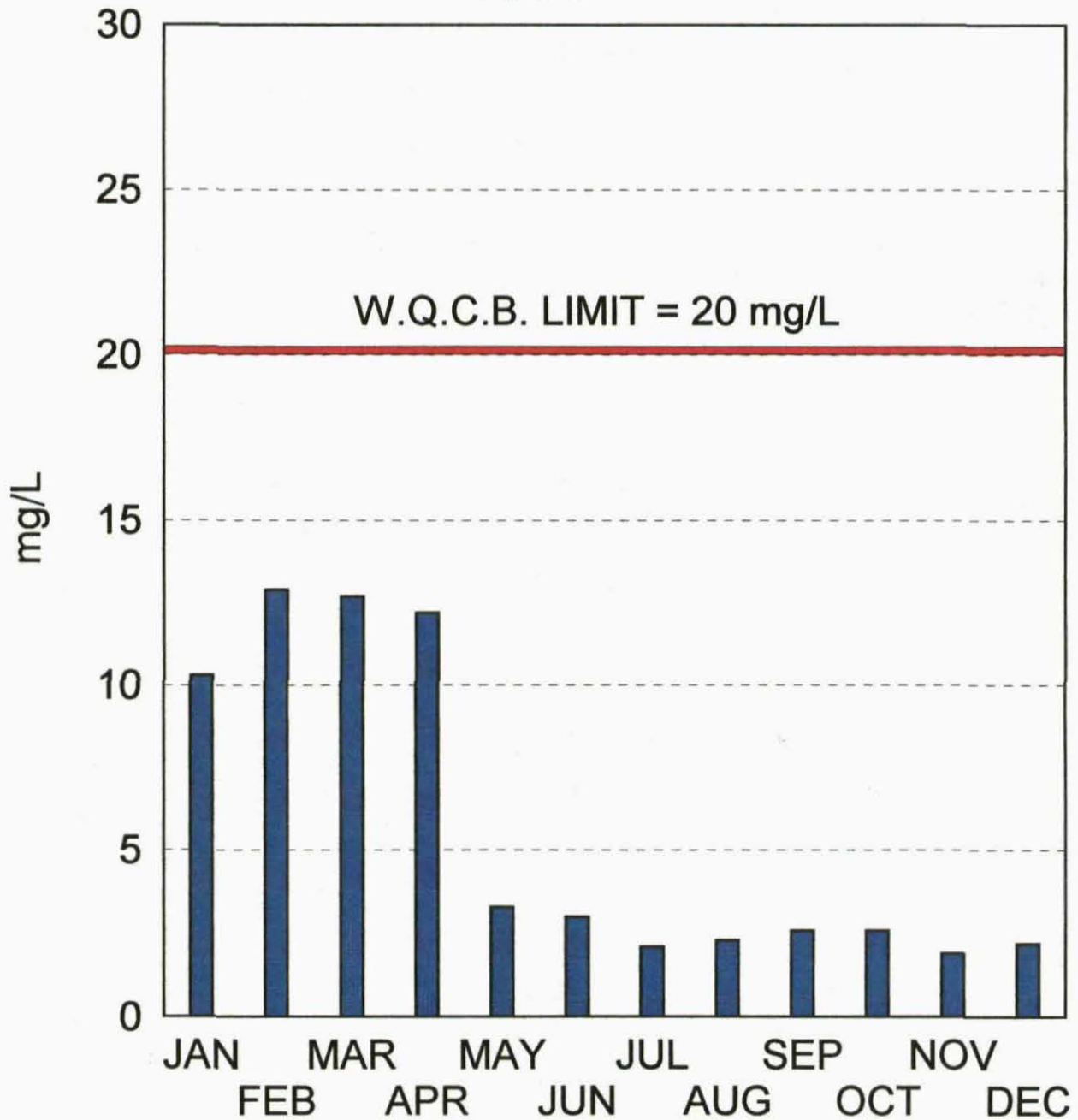
Biochemical Oxygen Demand

<u>Month</u>	<u>mg/L</u>	<u>lbs/day</u>	<u>Max. 7 day avg. mg/L</u>	<u>Max. 7 day avg. lbs/day</u>
January	10.3	787	10.4	798
February	12.9	949	12.9	947
March	12.7	933	12.7	933
April	12.2	876	12.1	868
May	3.3	235	3.2	228
June	3.0	217	3.0	217
July	2.1	151	2.1	151
August	2.3	164	2.3	164
September	2.6	186	2.6	186
October	2.6	186	2.6	186
November	1.9	136	2.4	208
December	<u>2.2</u>	<u>169</u>	<u>3.0</u>	<u>233</u>
Average	5.7	415	5.8	426
W.Q.C.B. Limit	20	2085	30	3130



# Monthly Averages Of Daily Effluent BOD

1997



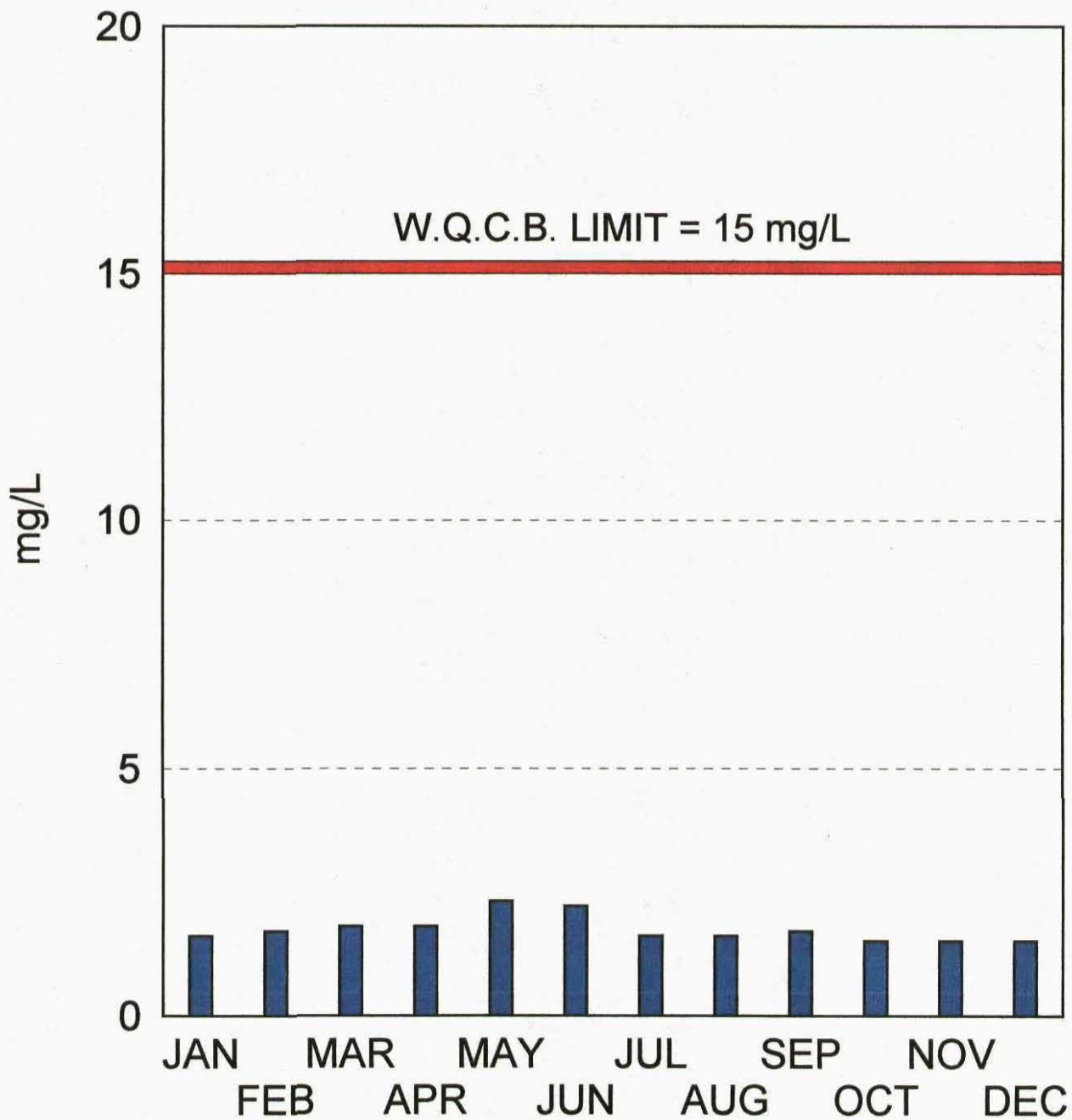
MONTHLY AVERAGES OF EFFLUENT MONITORING FOR 1997

Suspended Solids

<b>Month</b>	<b>mg/L</b>	<b>lbs/day</b>	<b>Max. 7 day avg. mg/L</b>	<b>Max. 7 day avg. lbs/day</b>
January	1.6	123	2.2	169
February	1.7	125	2.2	165
March	1.8	132	2.1	156
April	1.8	129	2.1	153
May	2.3	163	3.0	214
June	2.2	160	4.0	253
July	1.6	115	2.0	142
August	1.6	113	2.0	142
September	1.7	121	2.2	154
October	1.5	110	2.0	145
November	1.5	107	1.8	139
December	<u>1.5</u>	<u>107</u>	<u>1.8</u>	<u>139</u>
Average	1.7	125	2.3	163
W.Q.C.B. Limit	15	1560	40	4690

# Averages Of Effluent Suspended Solids

1997



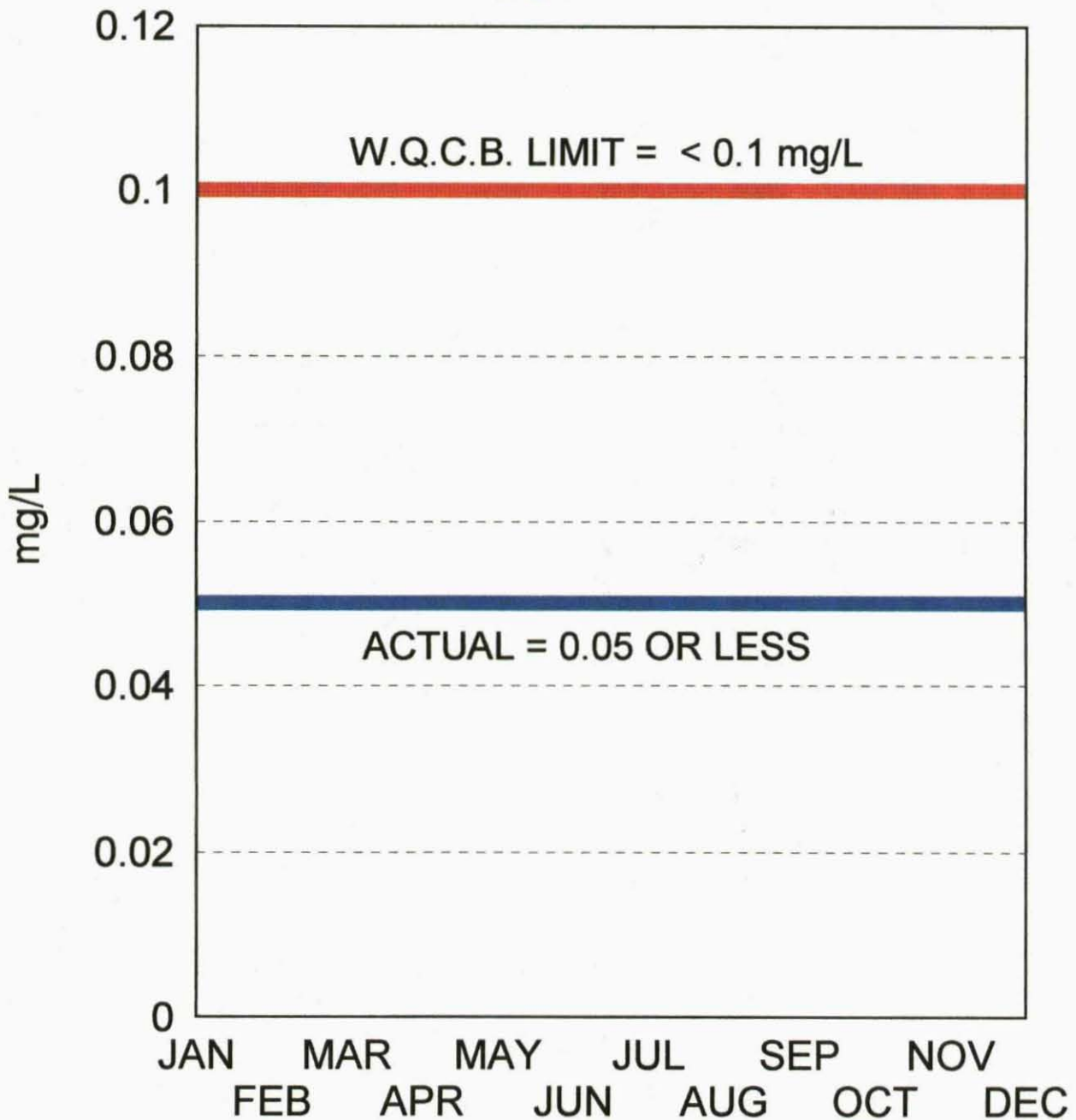
MONTHLY MAXIMUM EFFLUENT STRIP CHART MONITORING FOR 1997

Chlorine Residual - mg/L

<b>Month</b>	<b>mg/l</b>
January	<0.1
February	<0.1
March	<0.1
April	<0.1
May	<0.1
June	<0.1
July	<0.1
August	<0.1
September	<0.1
October	<0.1
November	<0.1
December	<u>&lt;0.1</u>
Average	<0.1
W.Q.C.B Limit	0.1

# Maximum Effluent Chlorine Residual

1997



MONTHLY AVERAGES OF DAILY EFFLUENT STRIP CHART MONITORING 1997

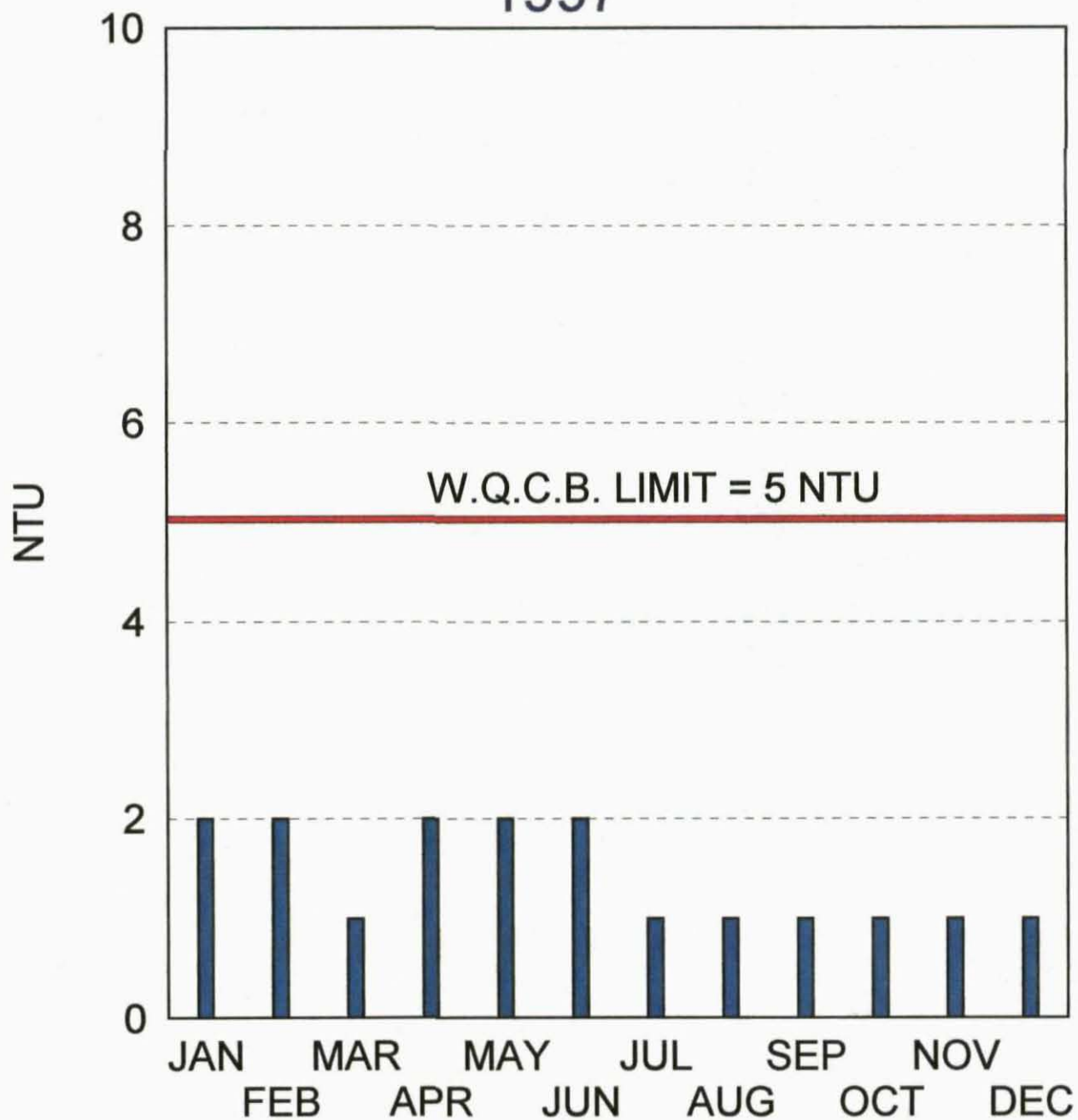
Turbidity

<u>Month</u>	<u>NTU</u>
January	2
February	2
March	1
April	2
May	2
June	2
July	1
August	1
September	1
October	1
November	1
December	1
Average	1
W.Q.C.B Limit	2

NTU Limit raised to 5.0 on July 1st per NPDES.

# Averages Of Effluent Turbidity

1997



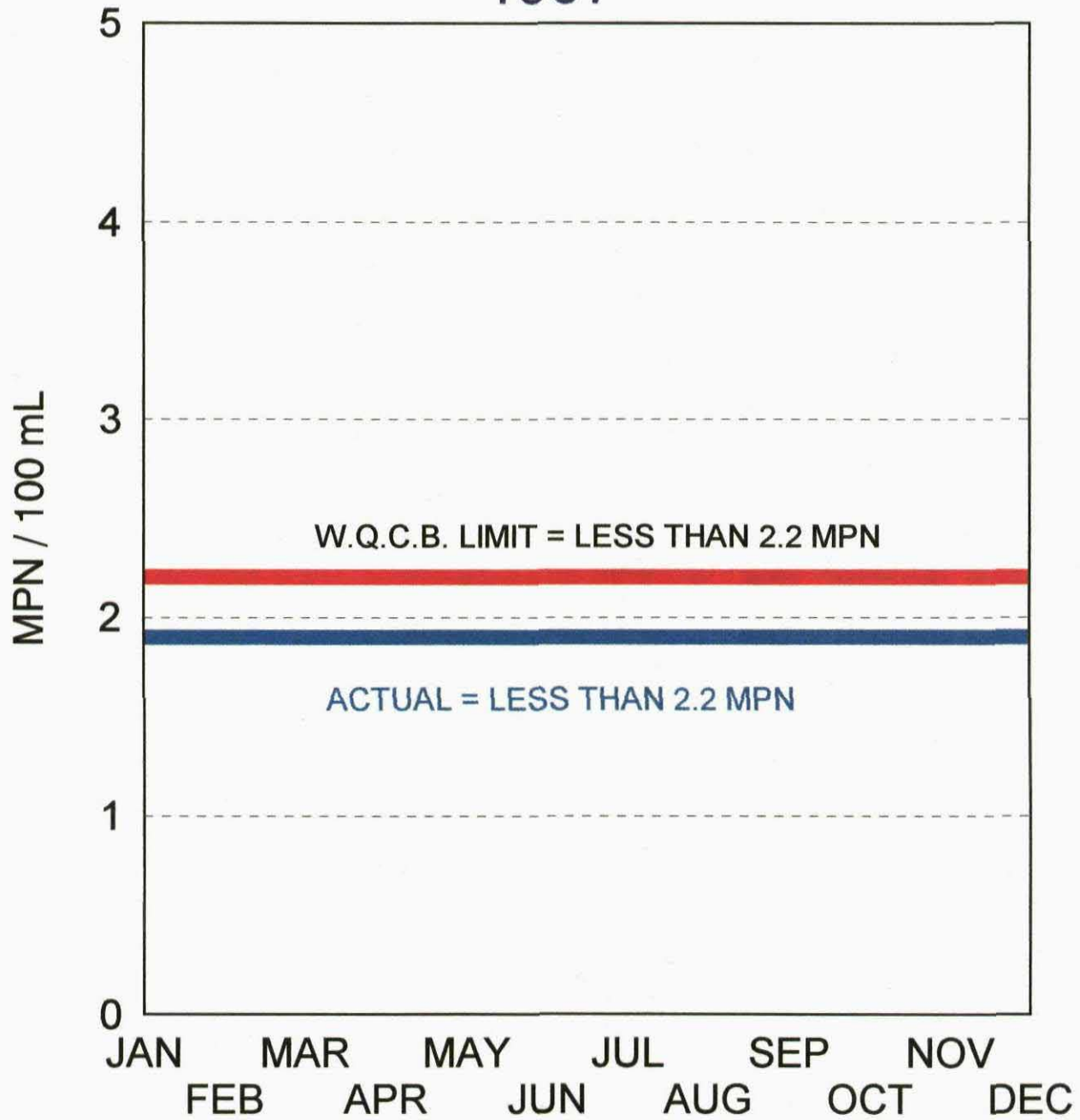
MONTHLY MEDIAN OF DAILY EFFLUENT MONITORING FOR 1997

Coliform Group

<u>Month</u>	<u>MPN/100 mL.</u>
January	<2
February	<2
March	<2
April	<2
May	<2
June	<2
July	<2
August	<2
September	<2
October	<2
November	<2
December	<u>&lt;2</u>
Average	<2
W.Q.C.B Limit	2.2



# Median Of Effluent Coliform Group 1997



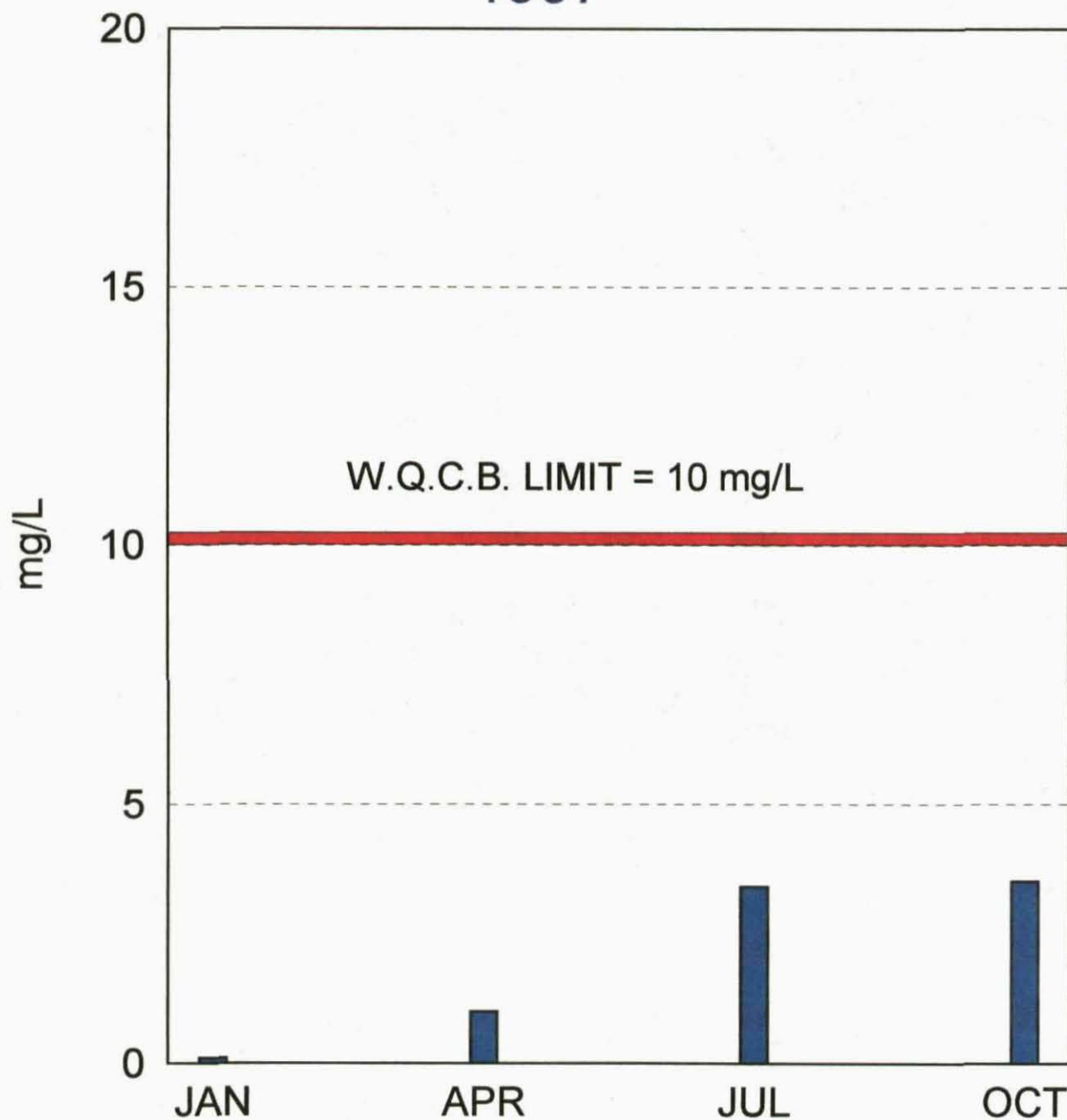
MONTHLY AVERAGES OF WEEKLY EFFLUENT MONITORING FOR 1997

<b>Month</b>	<u>Grease and Oil (mg/L)</u>	
	<b>mg/L</b>	<b>lbs/day</b>
January	0.1	8
April	1.0	72
July	3.4	244
October	<u>3.5</u>	<u>251</u>
Average	2.0	144
W.Q.C.B. Limit	10	1040

\* NPDES Permit changed reporting to Quarterly Reporting.

# Monthly Averages Of Grease And Oil

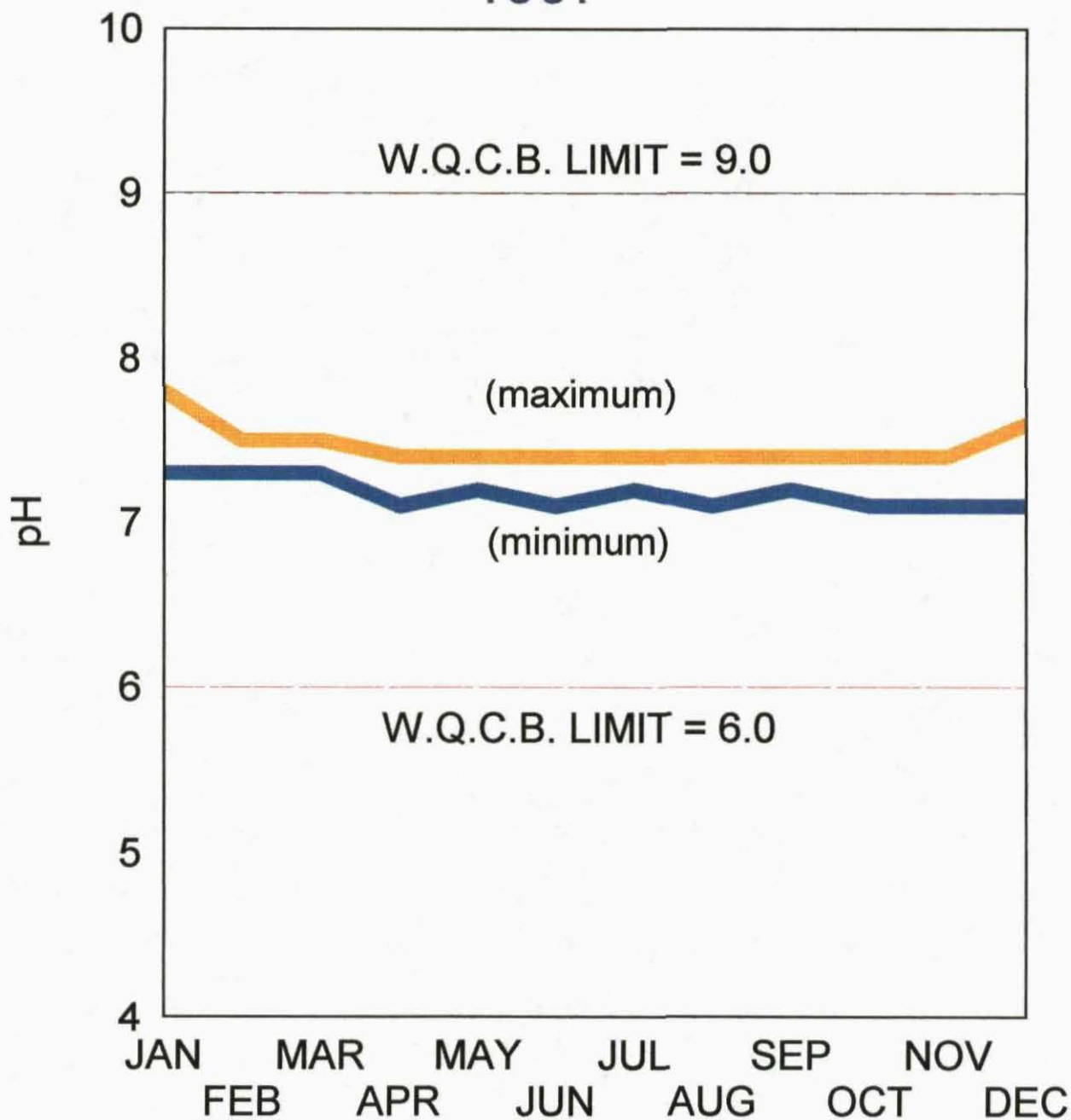
1997



MONTHLY SUMMARY OF EFFLUENT MONITORING FOR 1997

<b>Month</b>	<b>pH</b>	
	<b>Minimum</b>	<b>Maximum</b>
January	7.3	7.8
February	7.3	7.5
March	7.3	7.5
April	7.1	7.4
May	7.2	7.4
June	7.1	7.4
July	7.2	7.4
August	7.1	7.4
September	7.2	7.4
October	7.1	7.4
November	7.1	7.4
December	<u>7.1</u>	<u>7.6</u>
Average	Min. 7.2	Max. 7.5
W.Q.C.B. Limit	Min. 6.0	Max. 9.0

# Min And Max Of Effluent pH 1997

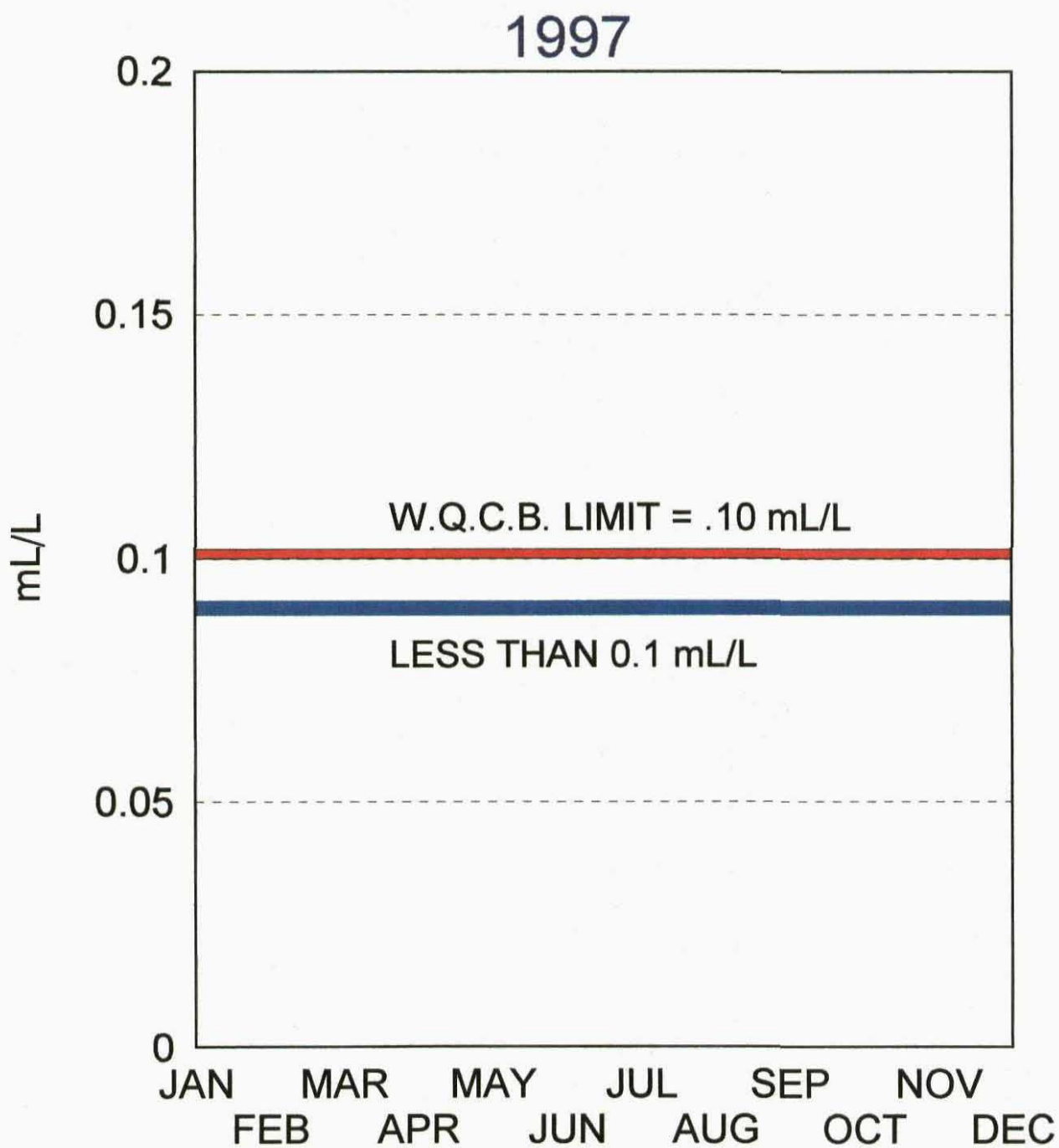


MONTHLY AVERAGES OF WEEKLY EFFLUENT MONITORING FOR 1997

Settleable Solids

<b>Month</b>	<b>mL/L</b>
January	<0.1
February	<0.1
March	<0.1
April	<0.1
May	<0.1
June	<0.1
July	<0.1
August	<0.1
September	<0.1
October	<0.1
November	<0.1
December	<u>&lt;0.1</u>
Average	<0.1
W.Q.C.B Limit	0.1

# Effluent Average Of Settleable Solids



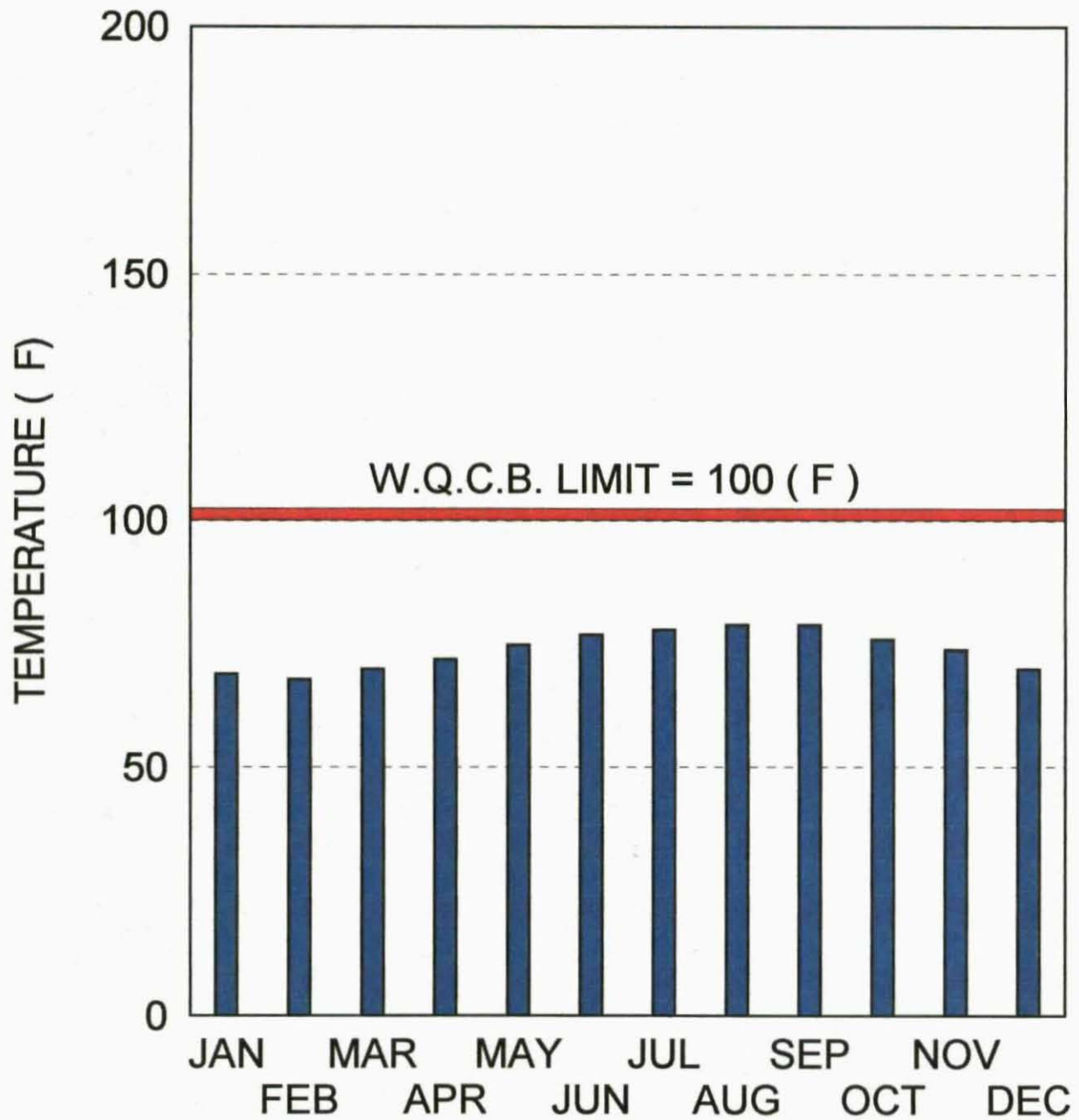
AVERAGE EFFLUENT TEMPERATURE FOR 1997

	<u>Temperature</u>	
<u>Month</u>		<u>°F</u>
January		69°
February		69°
March		70°
April		72°
May		75°
June		77°
July		78°
August		78°
September		79°
October		76°
November		74°
December		<u>70°</u>
Average		74°
W.Q.C.B Limit		100°F



# Average Effluent Temperature

1997



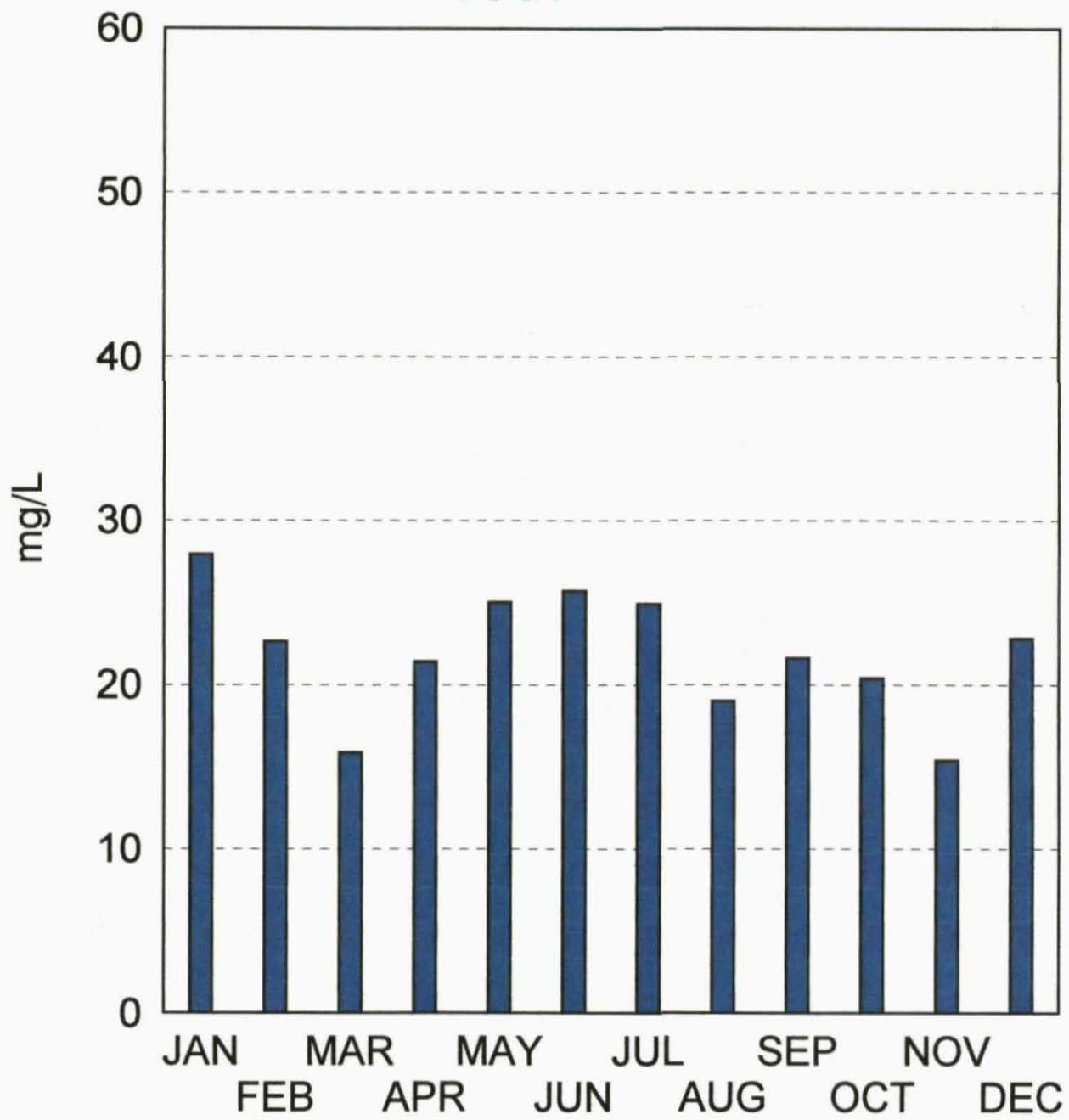
MONTHLY EFFLUENT MONITORING FOR 1997

Ammonia Nitrogen

<u>Month</u>	<u>mg/L</u>	<u>lbs/day</u>
January	27.9	2141
February	22.6	1659
March	15.9	1167
April	21.4	1535
May	25.0	1772
June	25.7	1865
July	24.9	1786
August	19.0	1347
September	21.6	1531
October	20.4	1429
November	15.4	1105
December	<u>22.8</u>	<u>1749</u>
Average	22.0	1591
W.Q.C.B. Limit	No Limit	No Limit

# Effluent Ammonia Nitrogen

1997

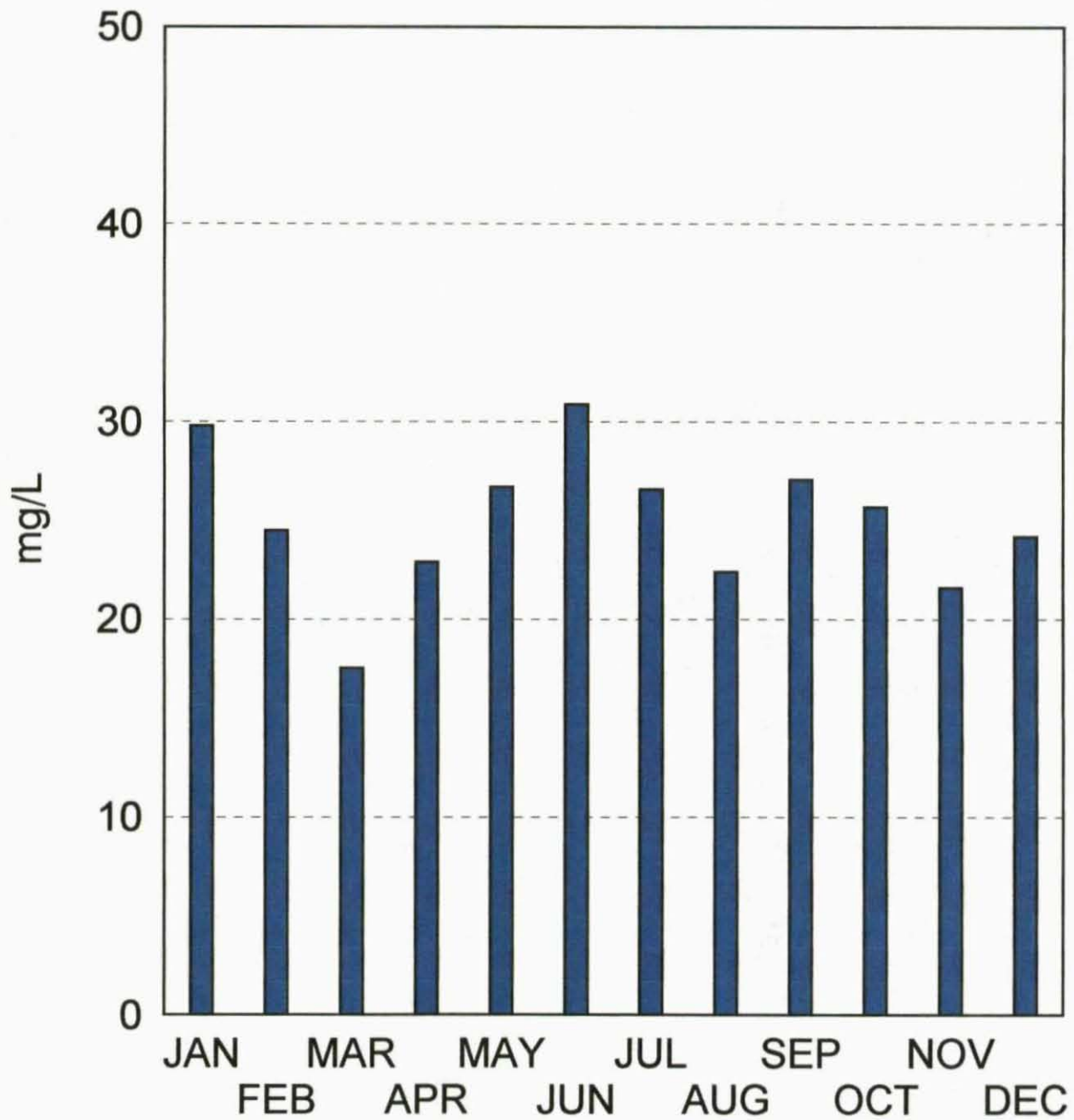


MONTHLY EFFLUENT MONITORING FOR 1997

	<u>Total Nitrogen</u>	
<u>Month</u>	<u>mg/L</u>	<u>lbs/day</u>
January	29.8	2286
February	24.5	1910
March	17.5	1270
April	22.9	1700
May	26.7	2064
June	30.9	2268
July	26.6	1863
August	22.4	1737
September	27.1	1673
October	25.7	1800
November	21.6	1639
December	<u>24.2</u>	<u>1857</u>
Average	25.0	1839
W.Q.C.B. Limit	No Limit	No Limit

# Effluent Total Nitrogen

1997



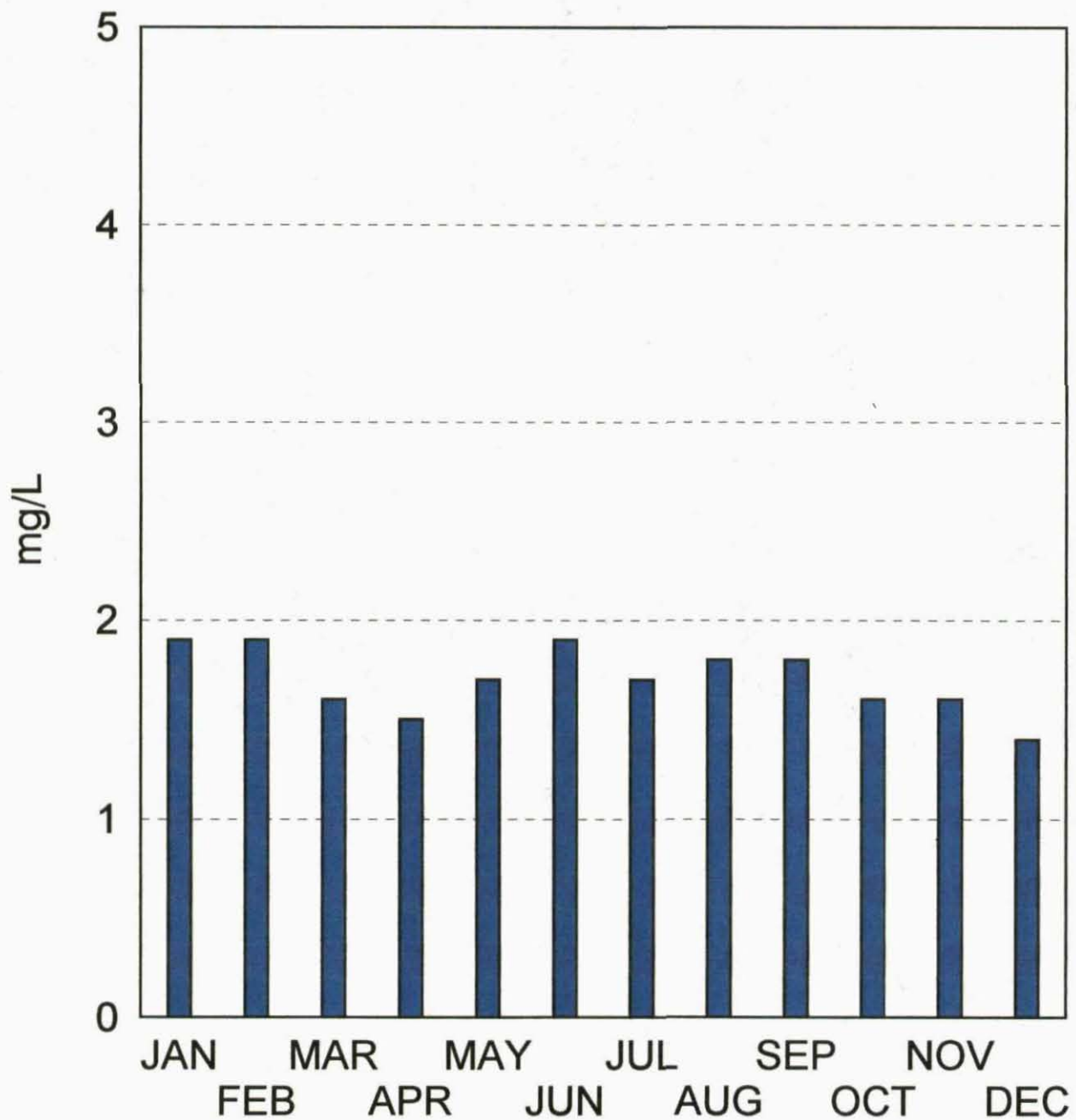
MONTHLY EFFLUENT MONITORING FOR 1997

Organic Nitrogen

<u>Month</u>	<u>mg/L</u>	<u>lbs/day</u>
January	1.9	146
February	1.9	148
March	1.6	118
April	1.5	108
May	1.7	121
June	1.9	138
July	1.7	122
August	1.8	128
September	1.8	127
October	1.6	115
November	1.6	113
December	<u>1.4</u>	<u>107</u>
Average	1.7	124
W.Q.C.B. Limit	No Limit	

# Effluent Organic Nitrogen

1997



MONTHLY EFFLUENT MONITORING FOR 1997

Methylene Blue Active Substances

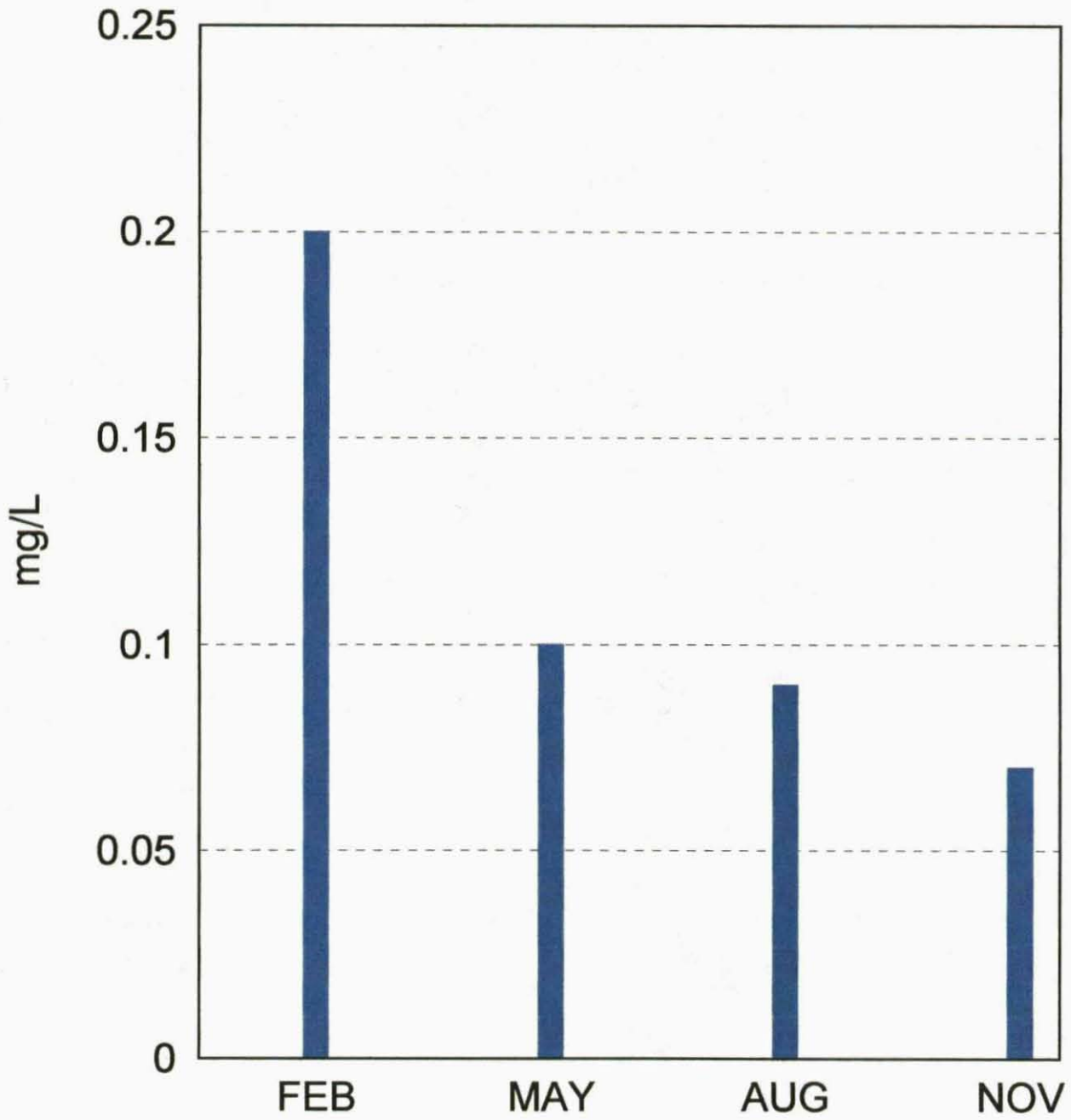
<b>Month</b>	<b>mg/L</b>	<b>lbs/day</b>
February	0.2	14.68
May	0.1	7.09
August*	0.09	6.38
November	<u>0.07</u>	<u>5.02</u>
Average	0.19	8.29
W.Q.C.B. Limit	NONE	NONE

\*NPDES Permit changed reporting to Quarterly Reporting.



# Effluent M.B.A.S.

1997



MONTHLY EFFLUENT MONITORING 1997

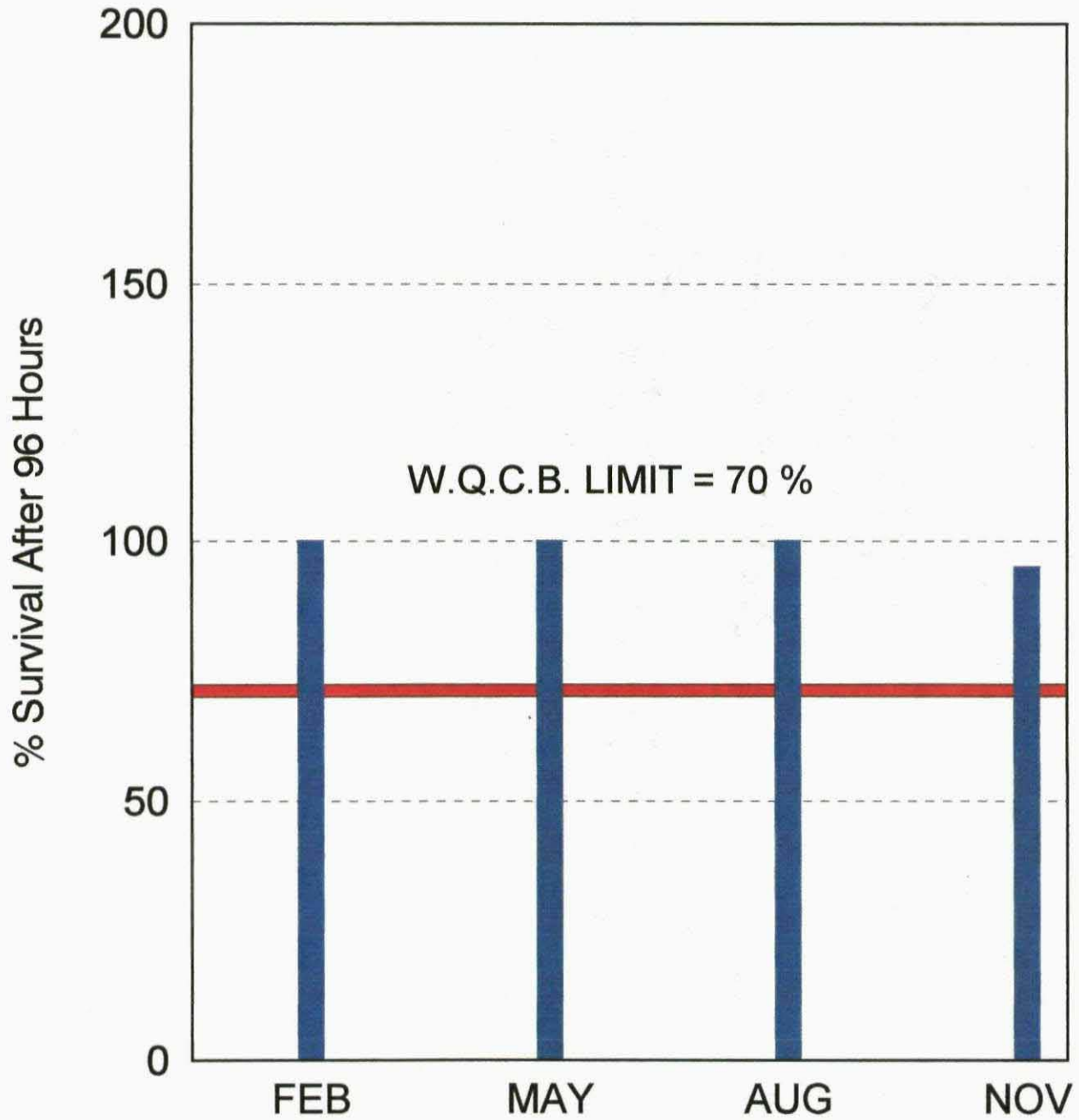
Bioassay

<u>Month</u>	<u>% Survival after 96 Hours</u>
February	100
May	100
August	100
November	95
Average	95

W.Q.C.B. Limit      Average survival in the undiluted effluent for any three (3) consecutive 96 hours static or continuous flow bioassay tests shall be at least 90%, with no single test less than 70% survival.

# Effluent Bioassay

1997

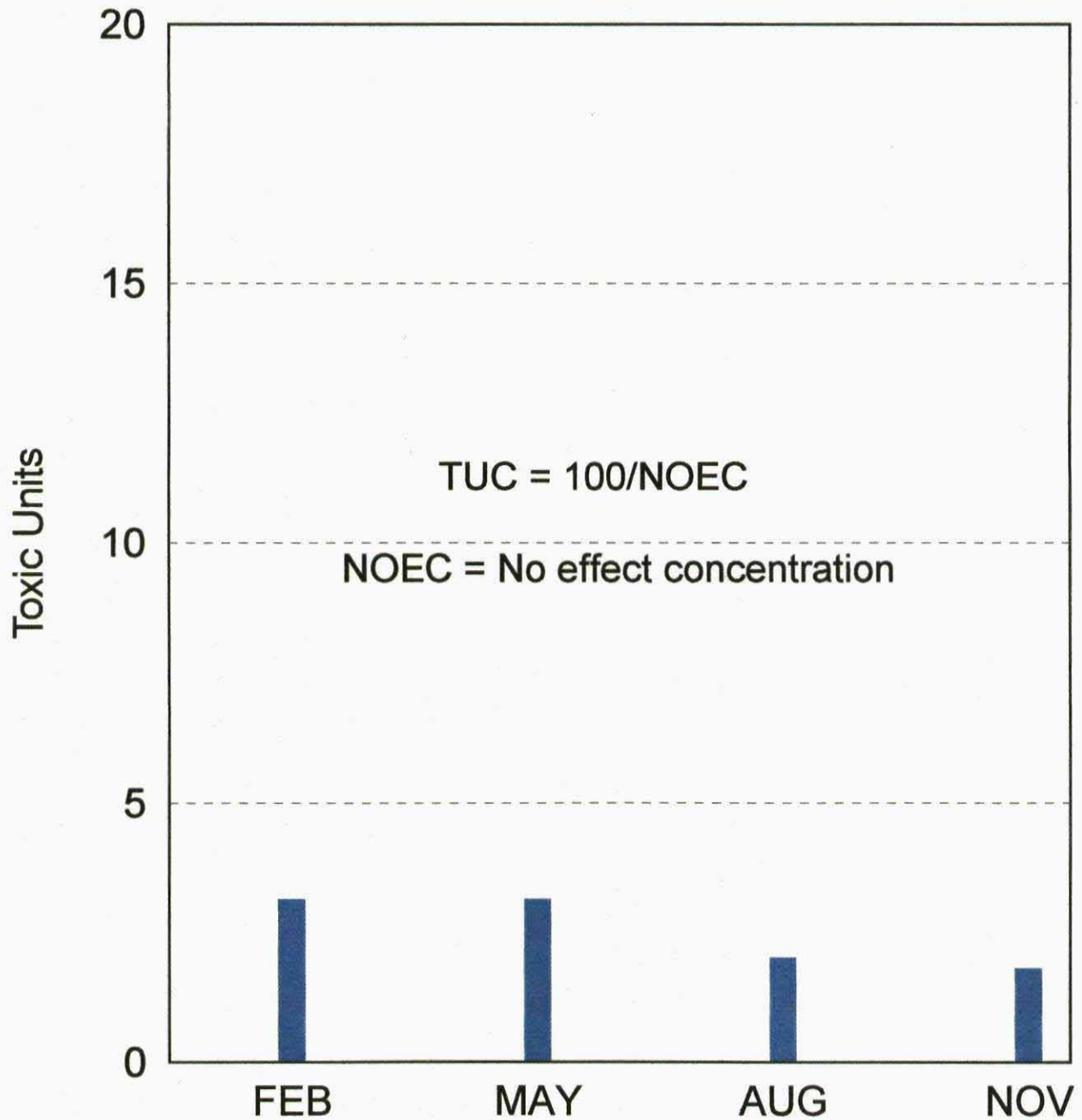


MONTHLY EFFLUENT MONITORING FOR 1997

<u>Month</u>	<u>Chronic Toxicity</u>
February	3.13
May	3.13
August	2.0
November	1.79
Average	2.51
W.Q.C.B Limit	No Limit

# Chronic Toxicity Survival

1997

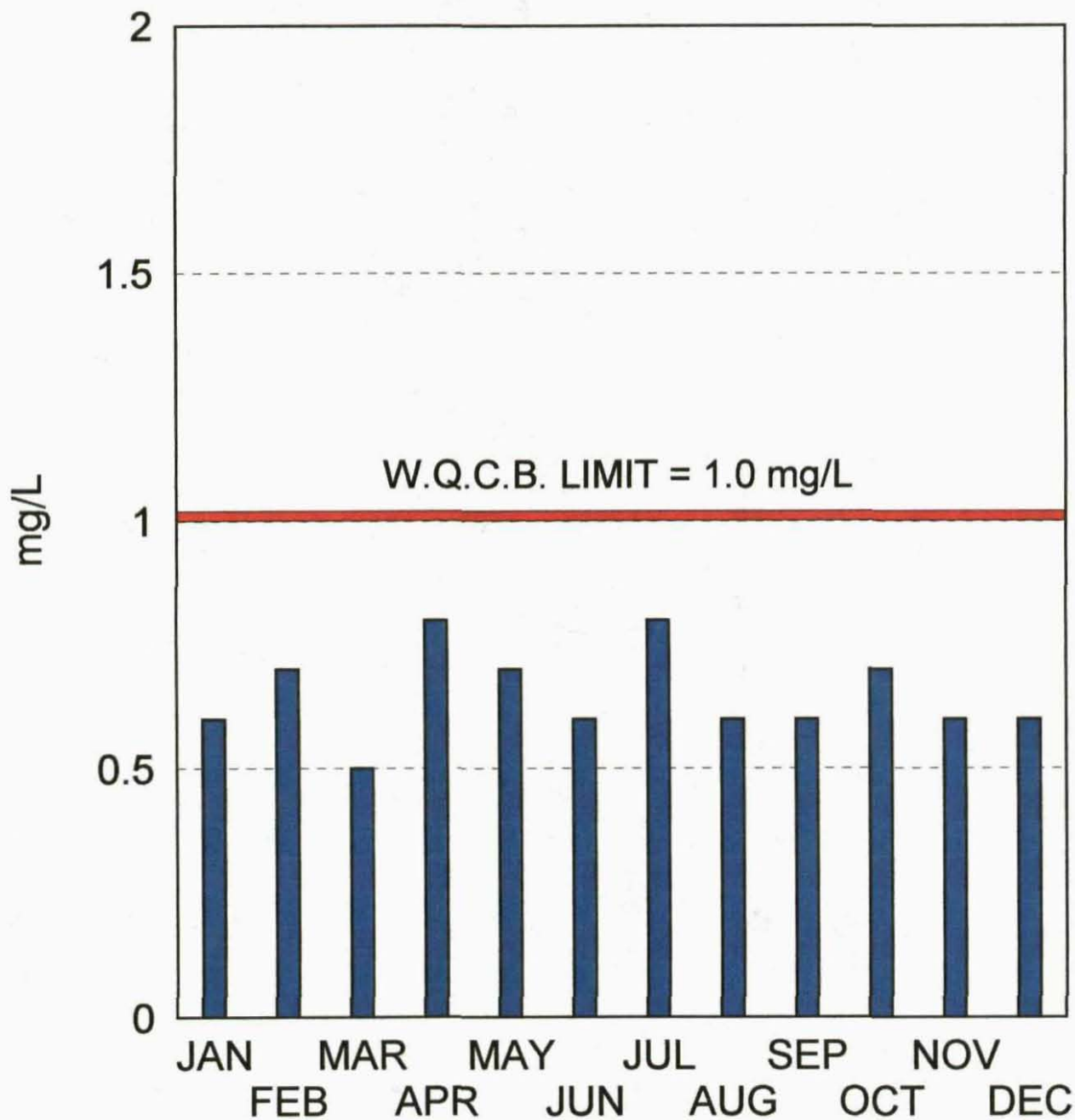


MONTHLY EFFLUENT MONITORING FOR 1997

<u>Month</u>	<u>Boron</u> <u>mg/L</u>	<u>lbs/day</u>
January	0.6	46
February	0.7	51
March	0.8	36
April	0.7	57
May	0.6	54
June	0.6	44
July	0.8	55
August	0.6	47
September	0.6	37
October	0.7	49
November	0.6	46
December	<u>0.6</u>	<u>46</u>
Average	0.65	47
W.Q.C.B. Limit	1.0	104

# Monthly Effluent Boron

1997



MONTHLY EFFLUENT MONITORING FOR 1997

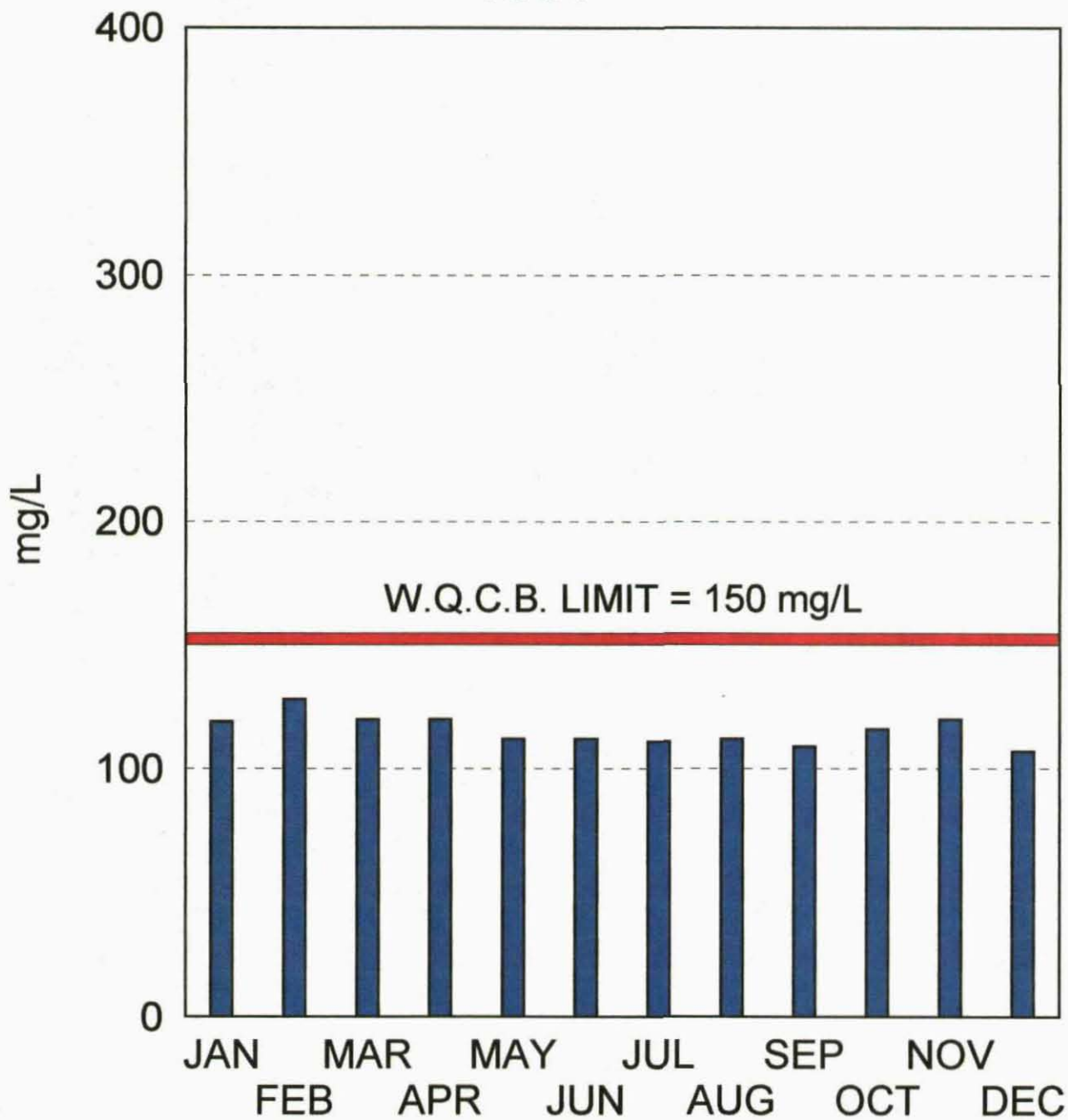
Chlorides

<u>Month</u>	<u>mg/L</u>	<u>lbs/day</u>
January	119	9131
February	128	9394
March	120	8807
April	120	8607
May	112	7940
June	112	8126
July	111	7961
August	112	7940
September	109	7818
October	116	8320
November	120	8607
December	<u>107</u>	<u>8210</u>
Average	115	8405
W.Q.C.B. Limit	150	15638



# Monthly Effluent Chlorides

1997



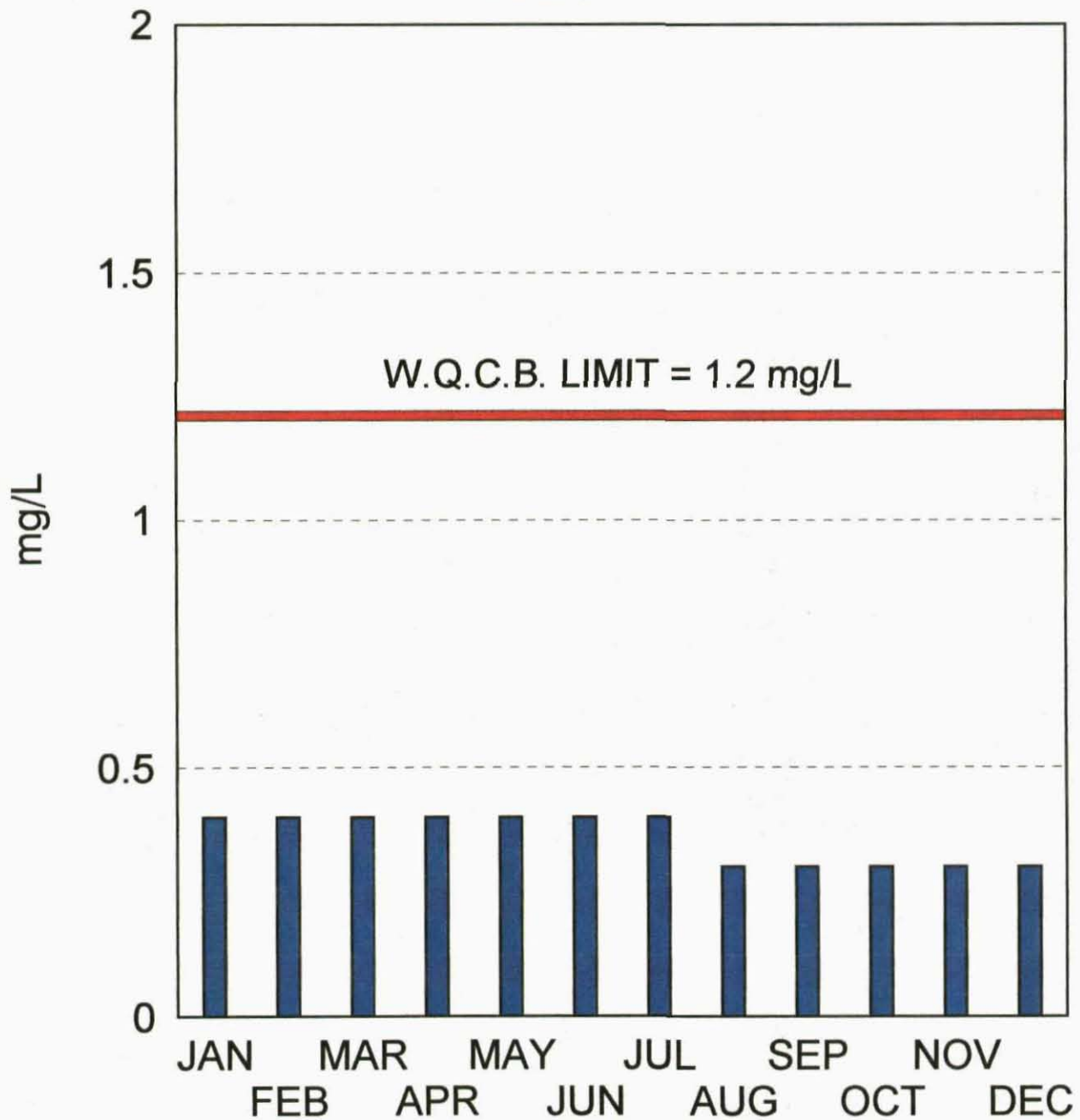
MONTHLY EFFLUENT MONITORING FOR 1997

Fluoride

<u>Month</u>	<u>mg/L</u>	<u>lbs/day</u>
January	0.4	31
February	0.4	27
March	0.4	32
April	0.4	31
May	0.4	28
June	0.4	26
July	0.4	28
August	0.3	22
September	0.3	19
October	0.3	21
November	0.3	25
December	<u>0.3</u>	<u>23</u>
Average	0.33	26
W.Q.C.B. Limit	1.6	167

# Monthly Effluent Fluorides

1997



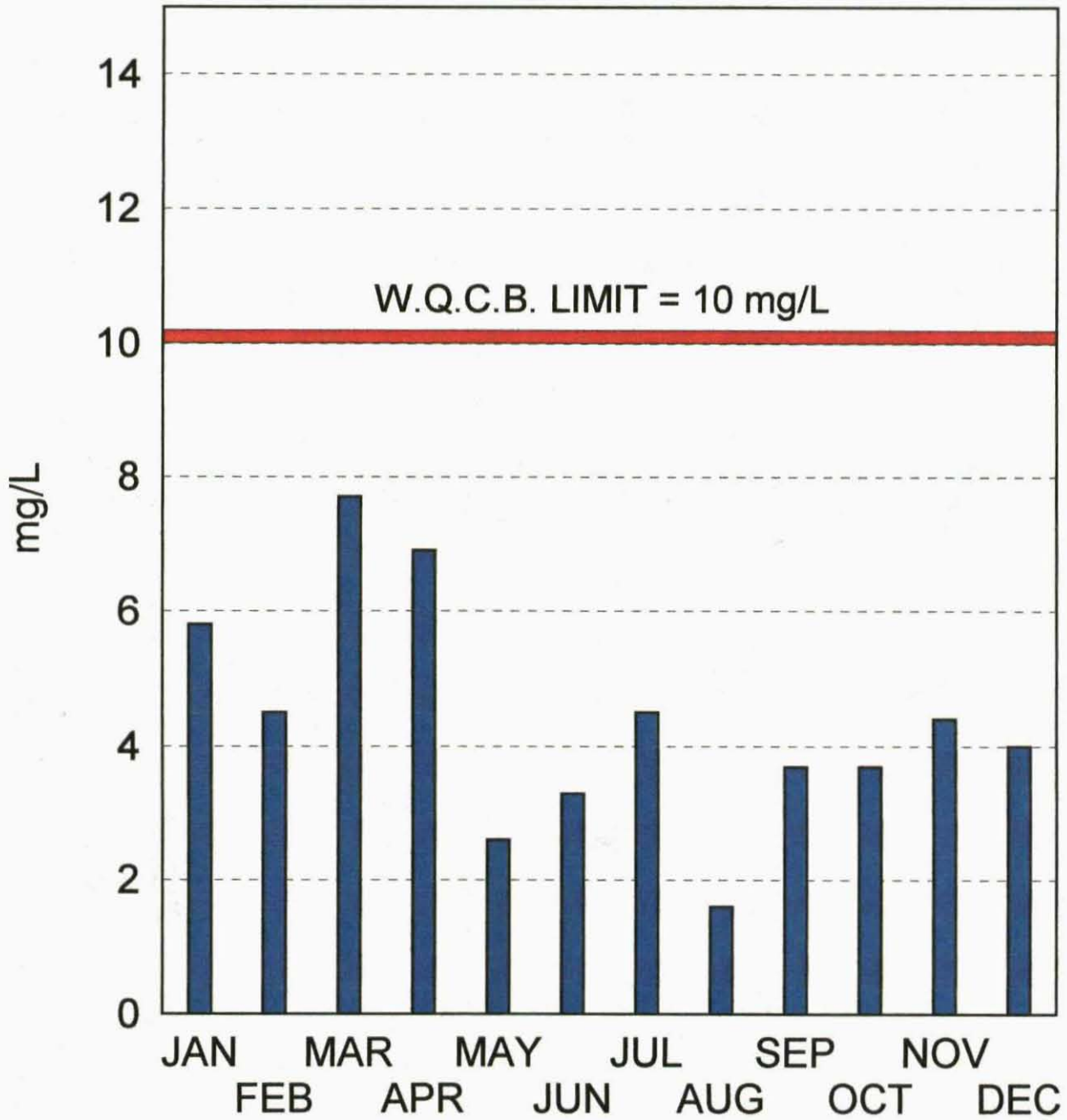
MONTHLY EFFLUENT MONITORING FOR 1997

Combined Nitrate-Nitrogen & Nitrite-Nitrogen

<b>Month</b>	<b>mg/L</b>	<b>lbs/day</b>
January	5.8	445
February	4.5	330
March	7.7	565
April	6.9	495
May	2.6	184
June	3.3	239
July	4.5	323
August	1.6	113
September	3.7	262
October	3.7	265
November	4.4	316
December	<u>4.0</u>	<u>307</u>
Average	4.4	320
W.Q.C.B. Limit	10.0	1040
Nitrate-N + Nitrite-N		

# Effluent Nitrate - N + Nitrite - N

1997

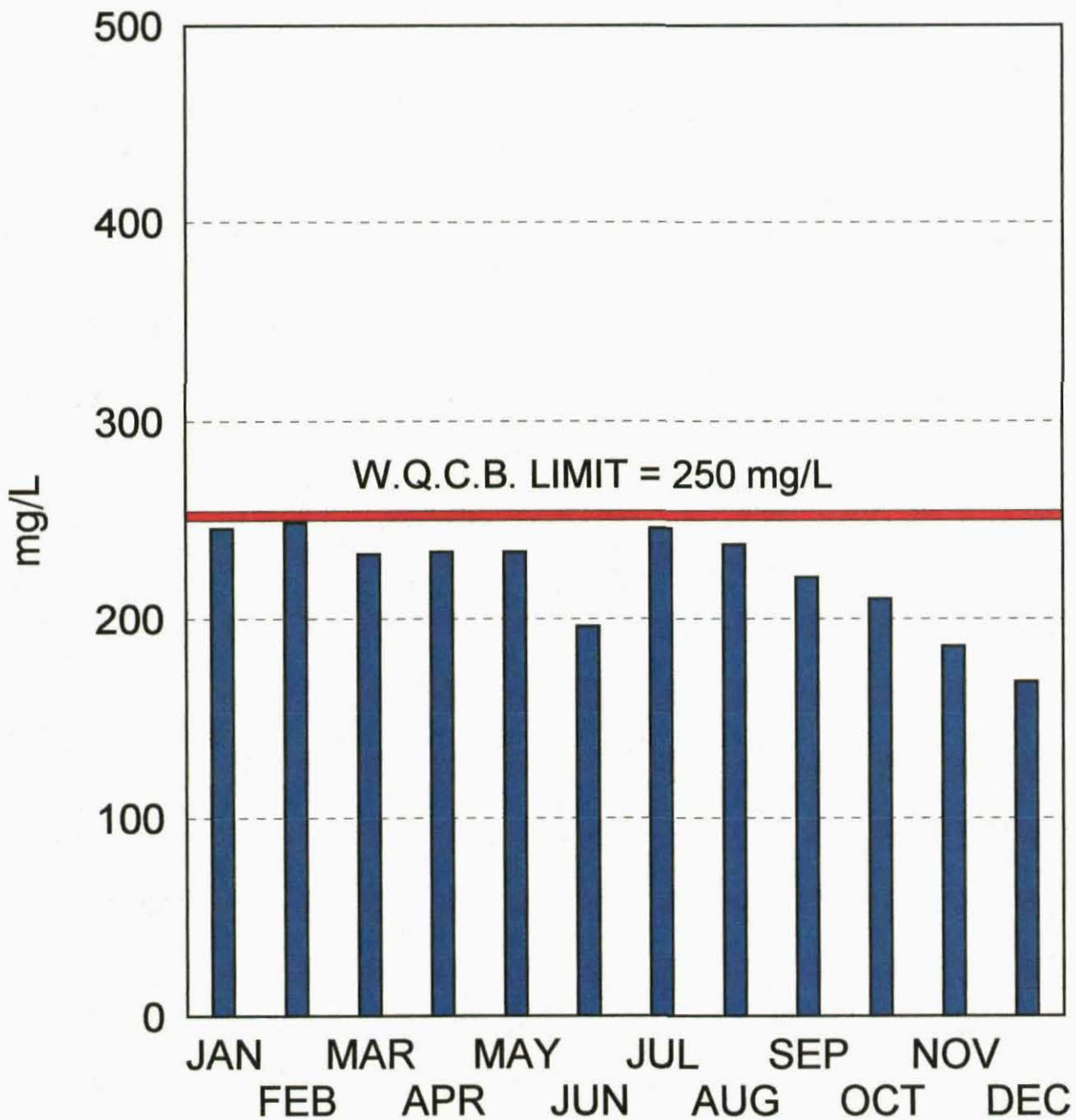


MONTHLY EFFLUENT MONITORING FOR 1997

<b>Month</b>	<b>Sulfates</b>	
	<b>mg/L</b>	<b>lbs/day</b>
January	246	18875
February	249	18275
March	233	17100
April	234	16783
May	234	16588
June	196	14221
July	246	17644
August	238	16871
September	221	15667
October	210	15062
November	186	13340
December	<u>168</u>	<u>12890</u>
Average	222	16110
W.Q.C.B. Limit	250	26100

# Monthly Effluent Sulfate

1997



MONTHLY EFFLUENT MONITORING FOR 1997

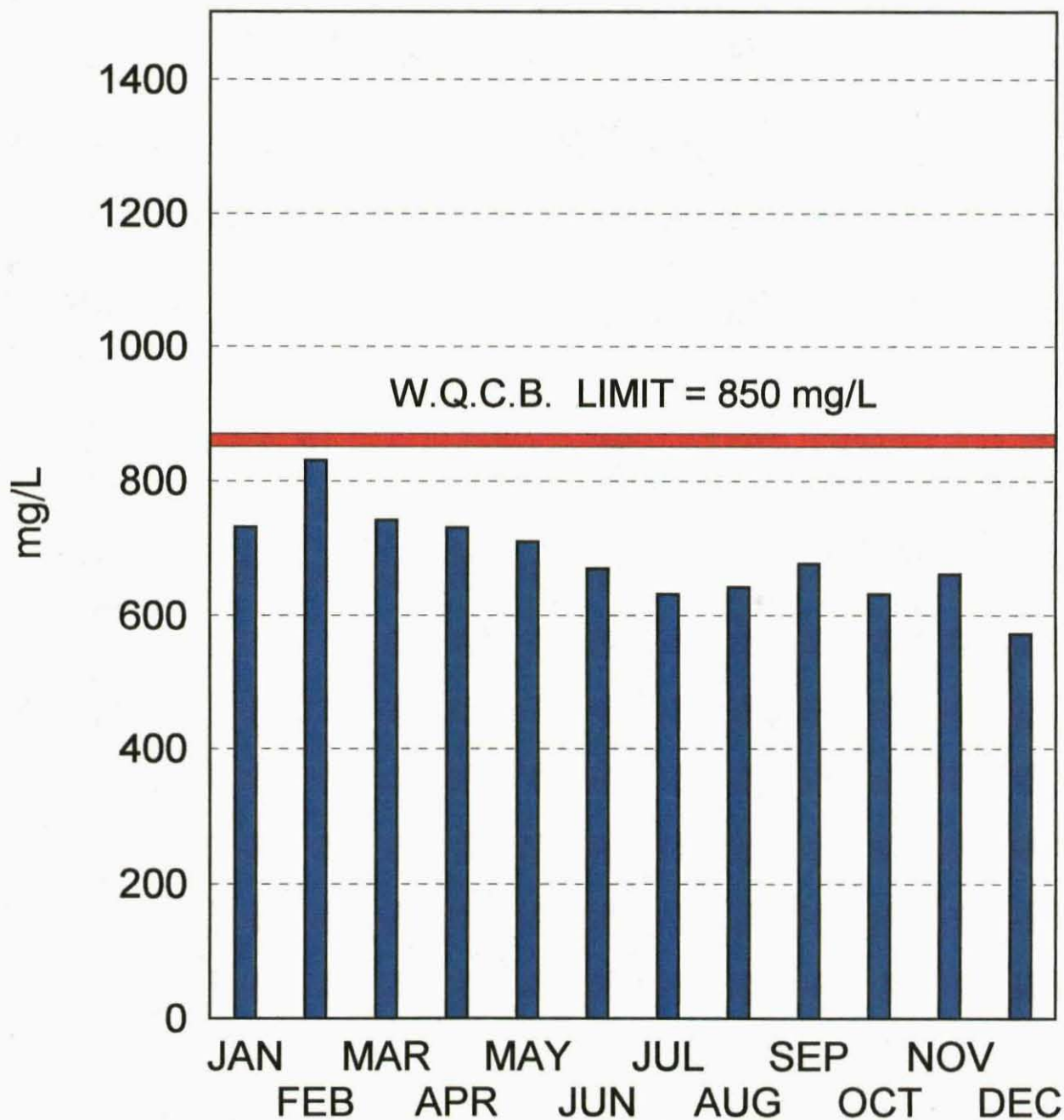
Total Dissolved Solids

<b>Month</b>	<b>mg/L</b>	<b>lbs/day</b>
January	732	56165
February	830	60915
March	742	54456
April	731	52430
May	710	50331
June	670	48614
July	632	45329
August	643	45582
September	677	47992
October	632	45329
November	662	47481
December	<u>572</u>	<u>43888</u>
Average	686	49876
W.Q.C.B. Limit	850	88613



# Total Dissolved Solids

1997



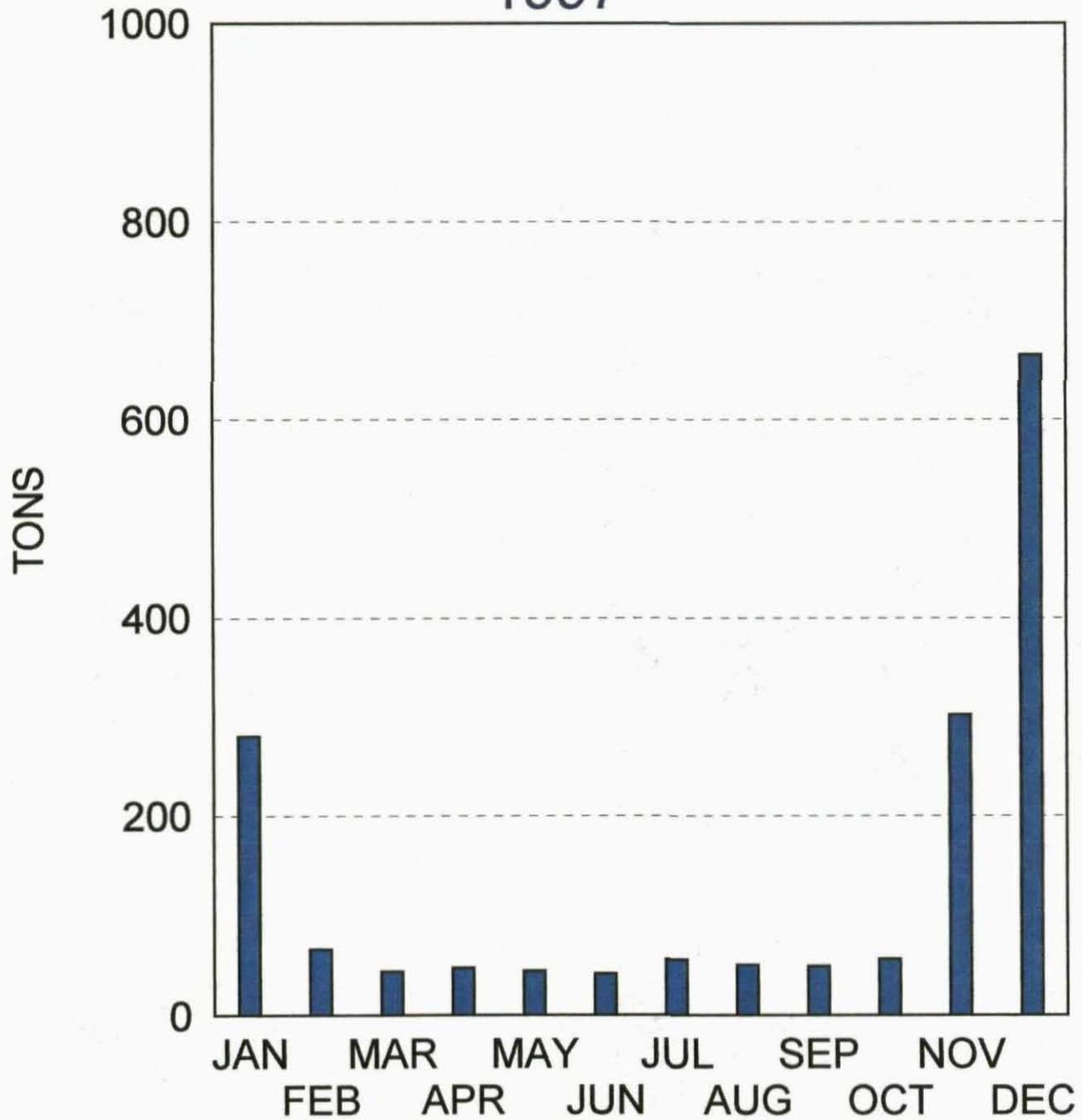
HAULING REPORT SUMMARY FOR 1997

Solid Waste Hauled to Simi Valley Landfill

<b>Month</b>	<b><u>Dried Sludge, Rags &amp; Grit (Tons)</u></b>
January	280.9
February	66.3
March	43.7
April	47.5
May	44.5
June	41.7
July	55.7
August	50.4
September	49.3
October	56.4
November	302.3
December	<u>665.0</u>
Average	142.0

# Solids Hauled To Simi Valley Landfill

1997

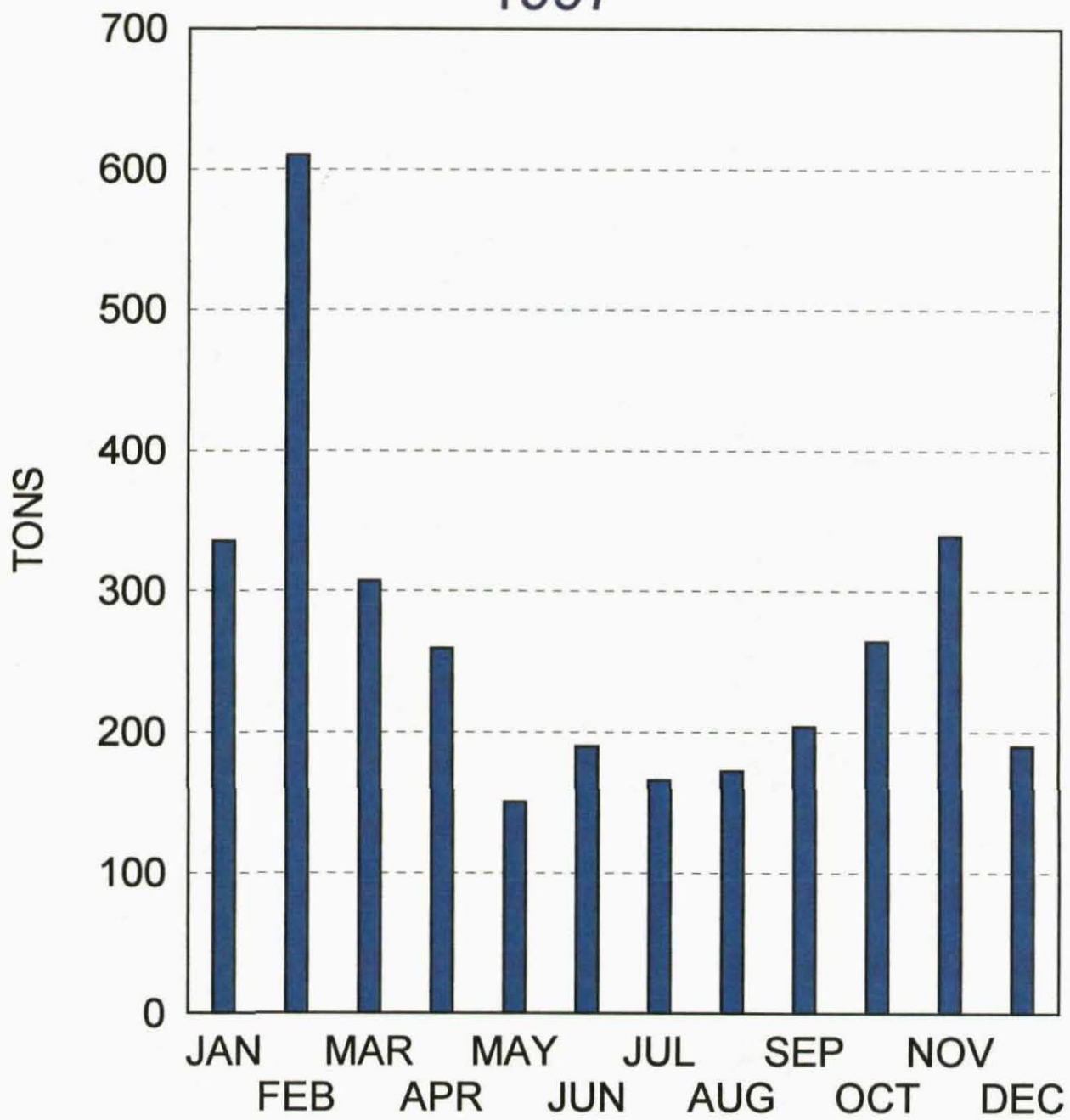


HAULING REPORT SUMMARY FOR 1997

Solid Waste Hauled to Buttonwillow Land & Cattle Co.

<b>Month</b>	<b>Dried Sludge</b>
January	335.5
February	739.5
March	307.1
April	259.2
May	150.8
June	189.9
July	166.1
August	172.6
September	203.7
October	264.3
November	339.0
December	<u>189.9</u>
Total	3317.6
Average	276.5

# Biosolids Hauled To Buttonwillow 1997



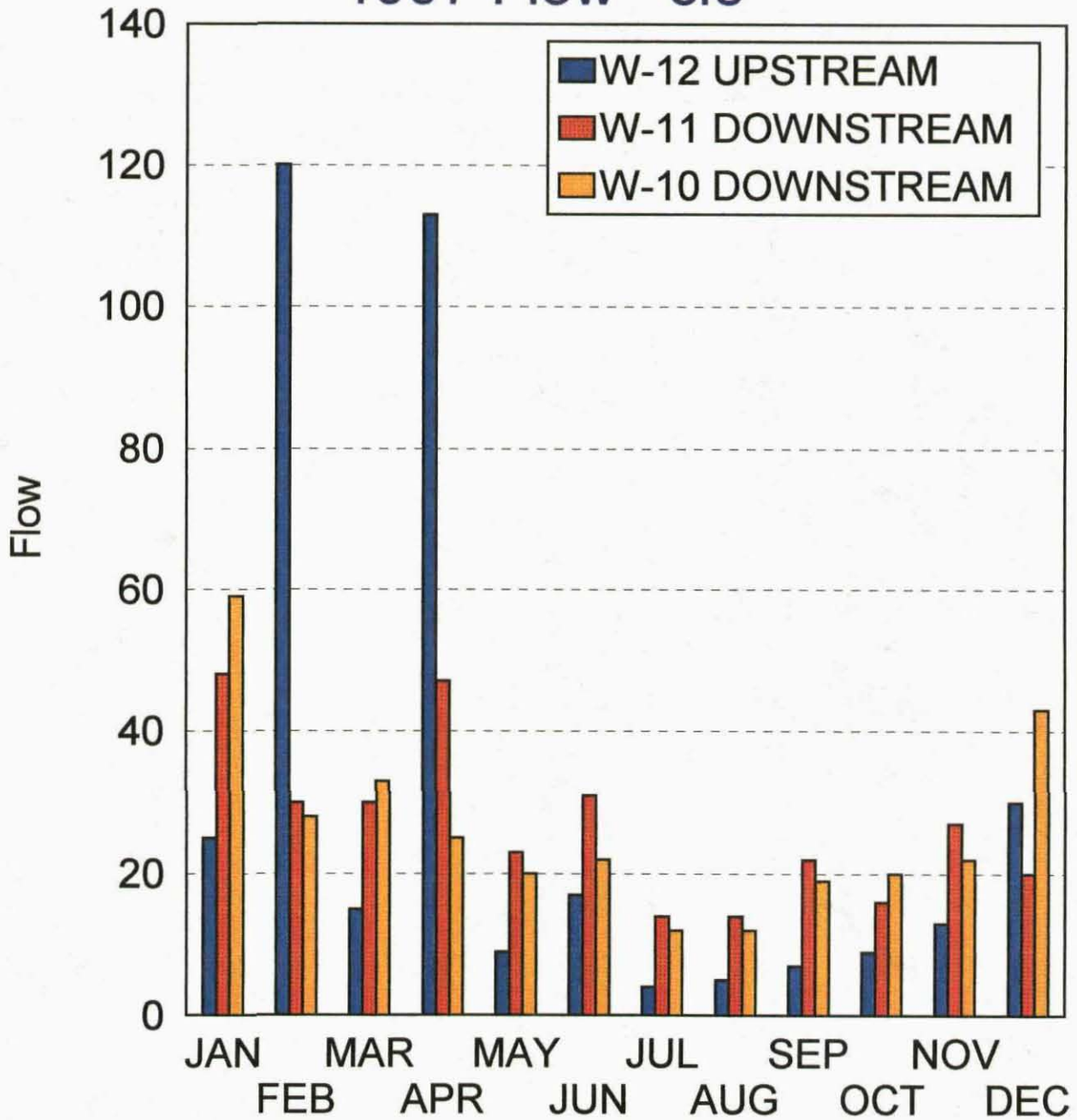
RECEIVING WATER CONSTITUENTS FOR 1997

FLOW in CFS

<u>MONTH</u>	<u>W-12 CFS</u>	<u>W-11 CFS</u>	<u>W-10 CFS</u>
January	25	48	59
February	120	30	28
March	15	30	33
April	113	47	25
May	9	23	20
June	17	31	22
July	4	14	12
August	5	14	12
September	7	22	19
October	9	16	20
November	13	27	22
December	30	20	43
Average	31	27	26
W.Q.C.P. Limit	NONE	NONE	NONE

# Receiving Water Constituents

1997 Flow - cfs



RECEIVING WATER CONSTITUENTS FOR 1997

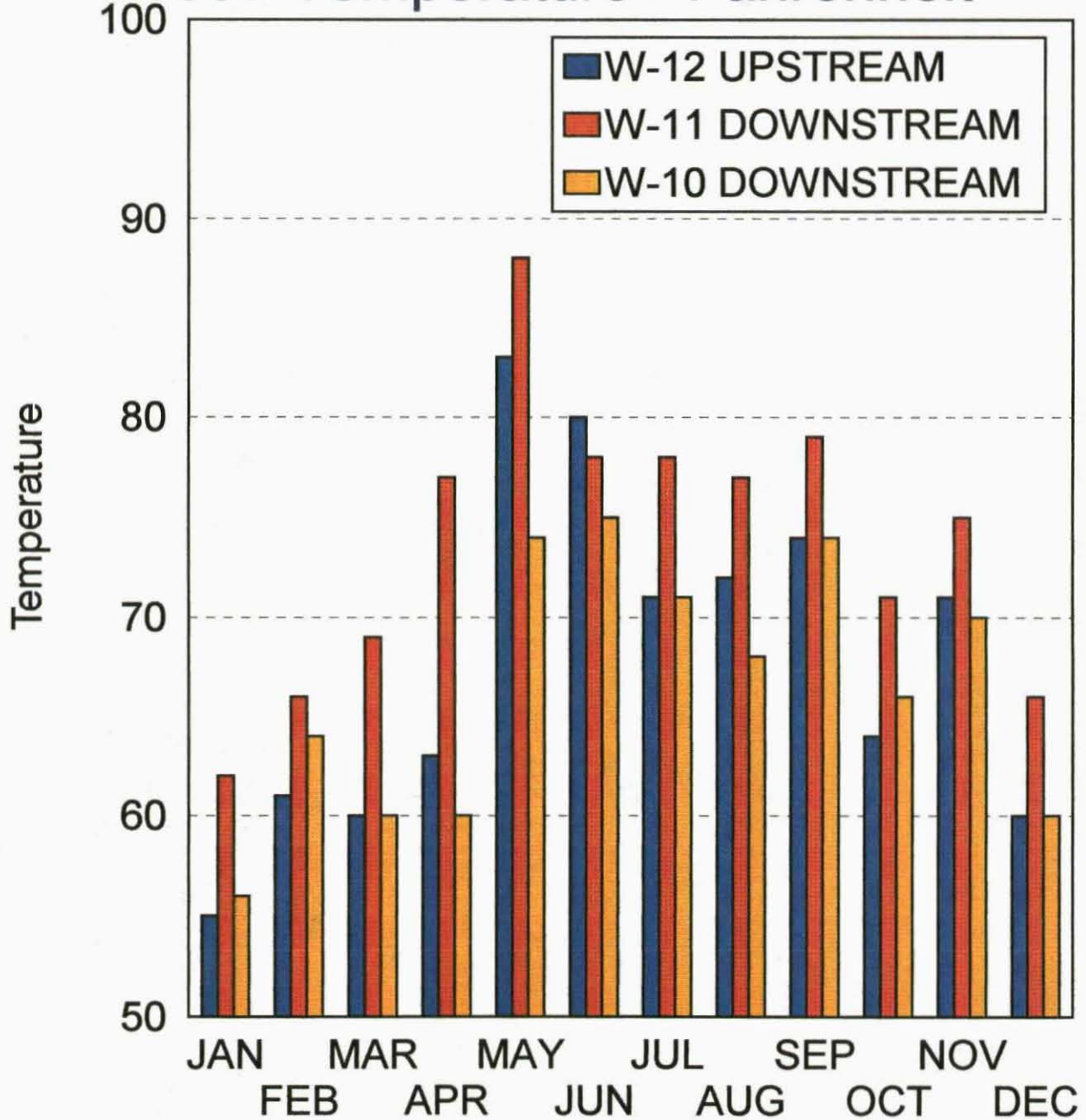
Temperature °F

<u>MONTH</u>	<u>W-12 TEMP</u>	<u>W-11 TEMP</u>	<u>W-10 TEMP</u>
January	55	62	56
February	61	66	64
March	60	69	60
April	63	77	60
May	83	88	74
June	80	78	75
July	71	78	71
August	72	77	68
September	74	79	74
October	64	71	66
November	71	75	70
December	<u>60</u>	<u>66</u>	<u>60</u>
Average	68	74	67
W.Q.C.P. Limit	NONE	NONE	NONE



# Receiving Water Constituents

1997 Temperature - Fahrenheit



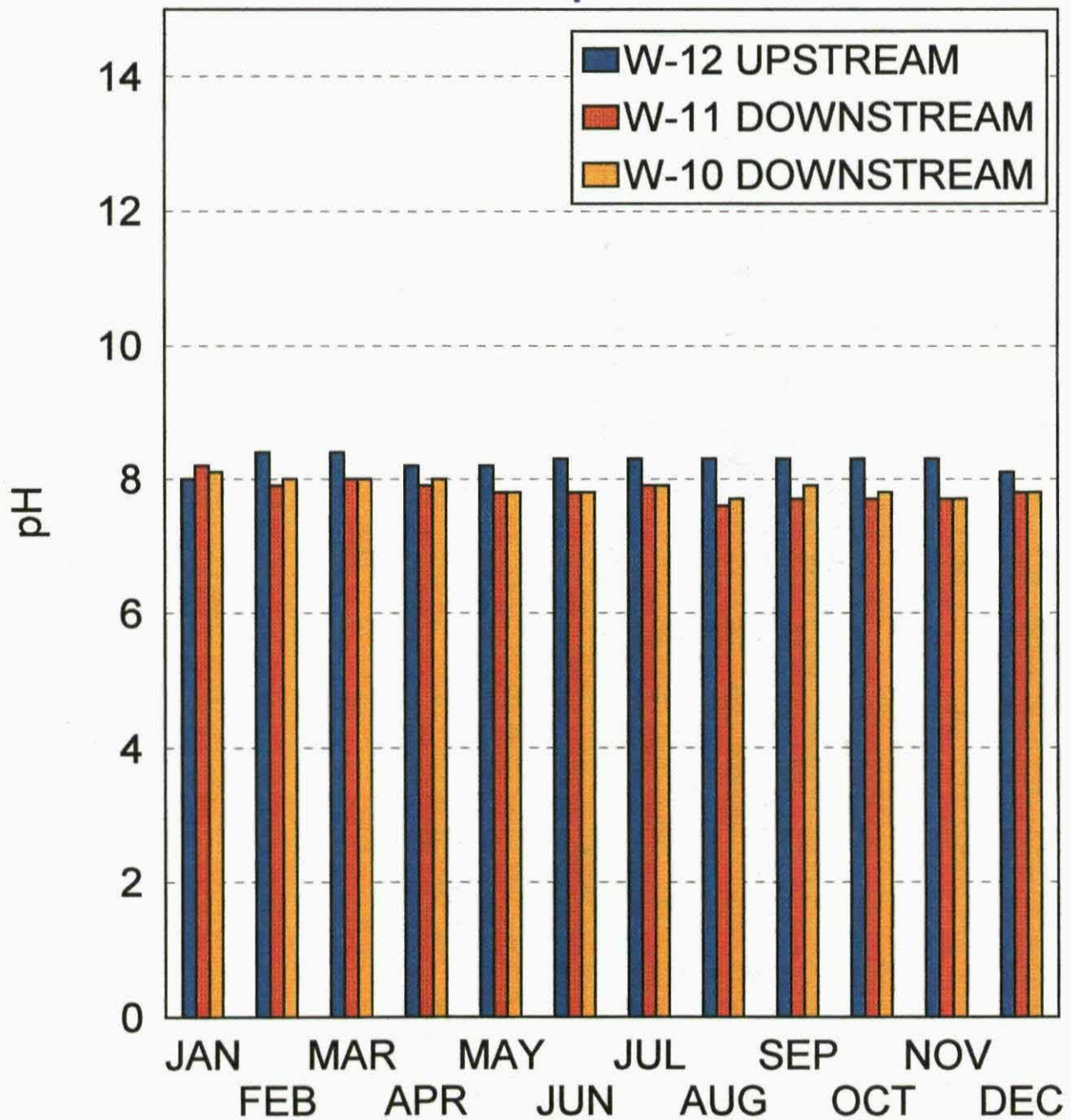
RECEIVING WATER CONSTITUENTS FOR 1997

pH

MONTH	W-12	W-11	W-10
	pH	pH	pH
January	8.0	8.2	8.1
February	8.4	7.9	8.0
March	8.4	8.0	8.0
April	8.2	7.9	8.0
May	8.2	7.8	7.8
June	8.3	7.8	7.8
July	8.3	7.9	7.9
August	8.3	7.6	7.7
September	8.3	7.7	7.9
October	8.3	7.7	7.8
November	8.3	7.7	7.7
December	<u>8.3</u>	<u>7.8</u>	<u>7.8</u>
<b>Average</b>	8.1	7.8	7.9
<b>W.Q.C.P. Limit</b>	NONE	NONE	NONE

# Receiving Water Constitutents

## 1997 pH



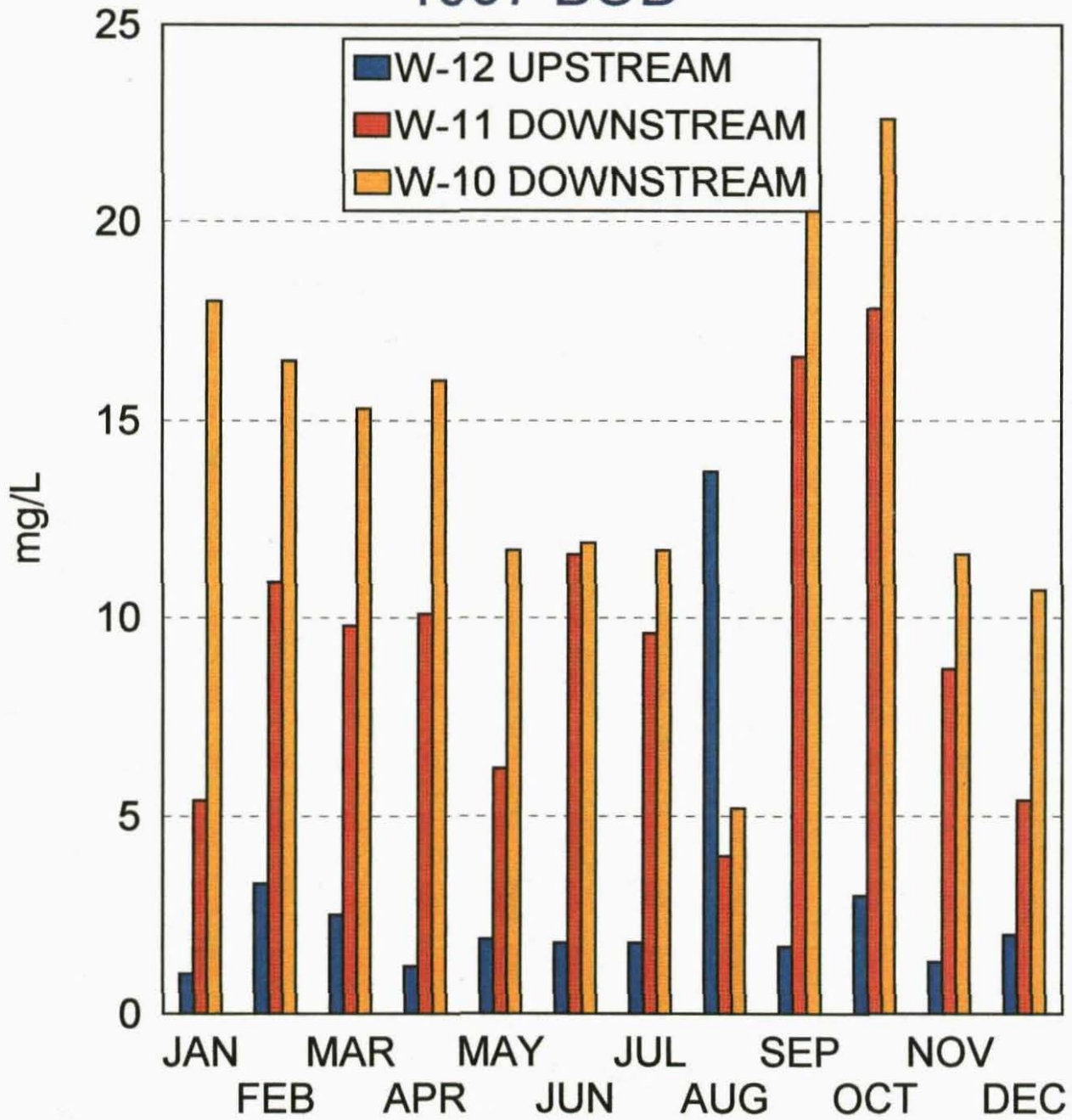
RECEIVING WATER CONSTITUENTS FOR 1997

Biochemical Oxygen Demand

<b>MONTH</b>	<b>W-12 mg/L</b>	<b>W-11 mg/L</b>	<b>W-10 mg/L</b>
January	1.0	5.4	18.0
February	3.3	10.9	16.5
March	2.5	9.8	15.3
April	1.2	10.1	16.0
May	1.9	6.2	11.7
June	1.8	11.6	11.9
July	1.8	9.6	11.7
August	13.7	4.0	5.2
September	1.7	16.6	21.4
October	3.0	17.8	22.6
November	1.3	8.7	11.6
December	<u>2.0</u>	<u>5.4</u>	<u>10.7</u>
<b>Average</b>	2.9	9.7	14.4
<b>W.Q.C.P. Limit</b>	NONE	NONE	NONE

# Receiving Water Constituents

## 1997 BOD



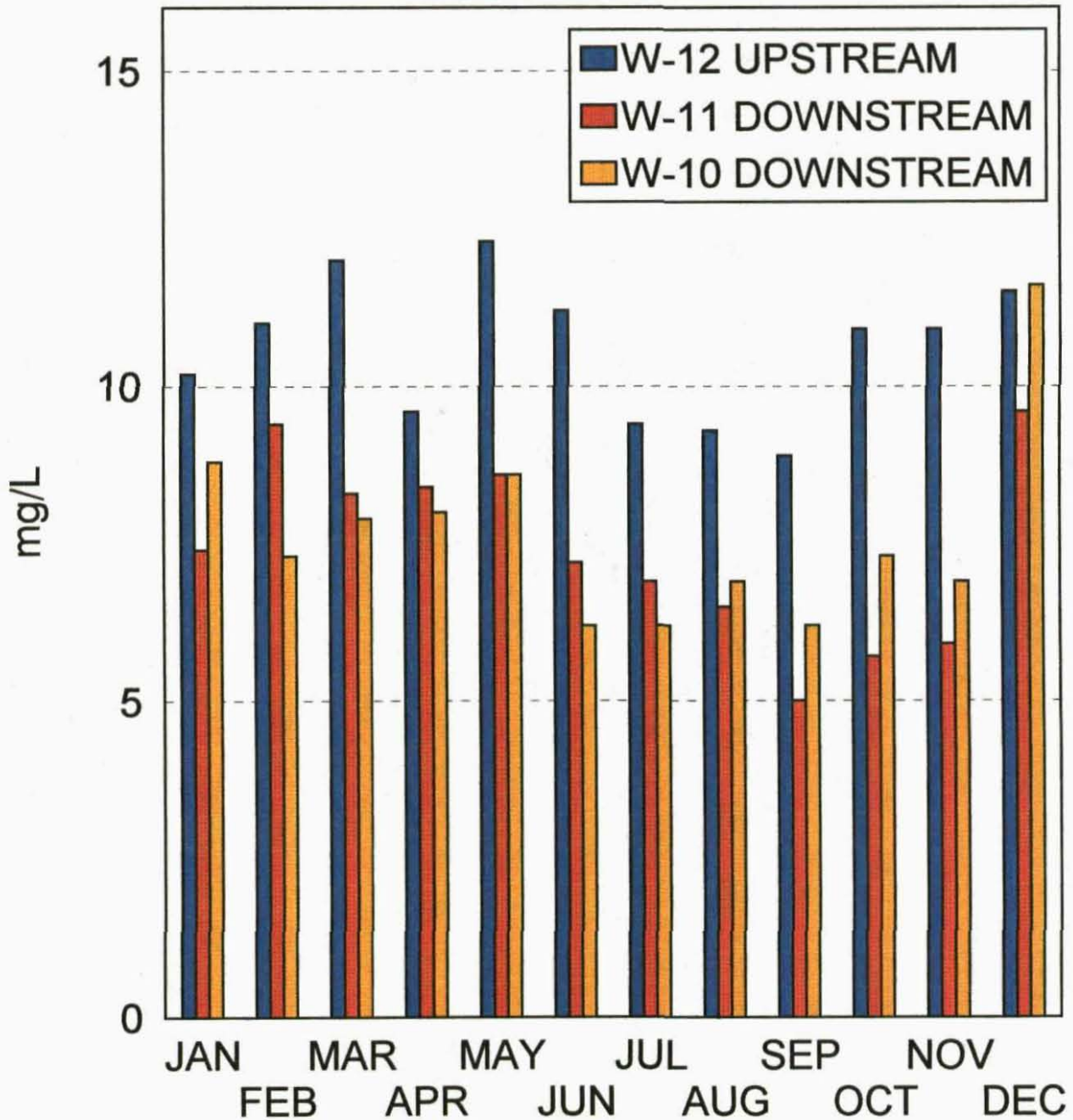


RECEIVING WATER CONSTITUENTS FOR 1997

Dissolved Oxygen

<b>MONTH</b>	<b>W-12 mg/L</b>	<b>W-11 mg/L</b>	<b>W-10 mg/L</b>
January	10.2	7.4	8.8
February	11.0	9.4	7.3
March	12.0	8.3	7.9
April	9.6	8.4	8.0
May	12.3	8.6	8.6
June	11.2	7.2	6.2
July	9.4	6.9	6.2
August	9.3	6.5	6.9
September	8.9	5.0	6.2
October	10.9	5.7	7.3
November	10.9	5.9	6.9
December	11.5	9.6	11.6
<b>Average</b>	10.6	7.4	7.7
<b>W.Q.C.P. Limit</b>	<b>NONE</b>	<b>NONE</b>	<b>NONE</b>

# Receiving Water Constituents 1997 D.O.



RECEIVING WATER CONSTITUENTS FOR 1997

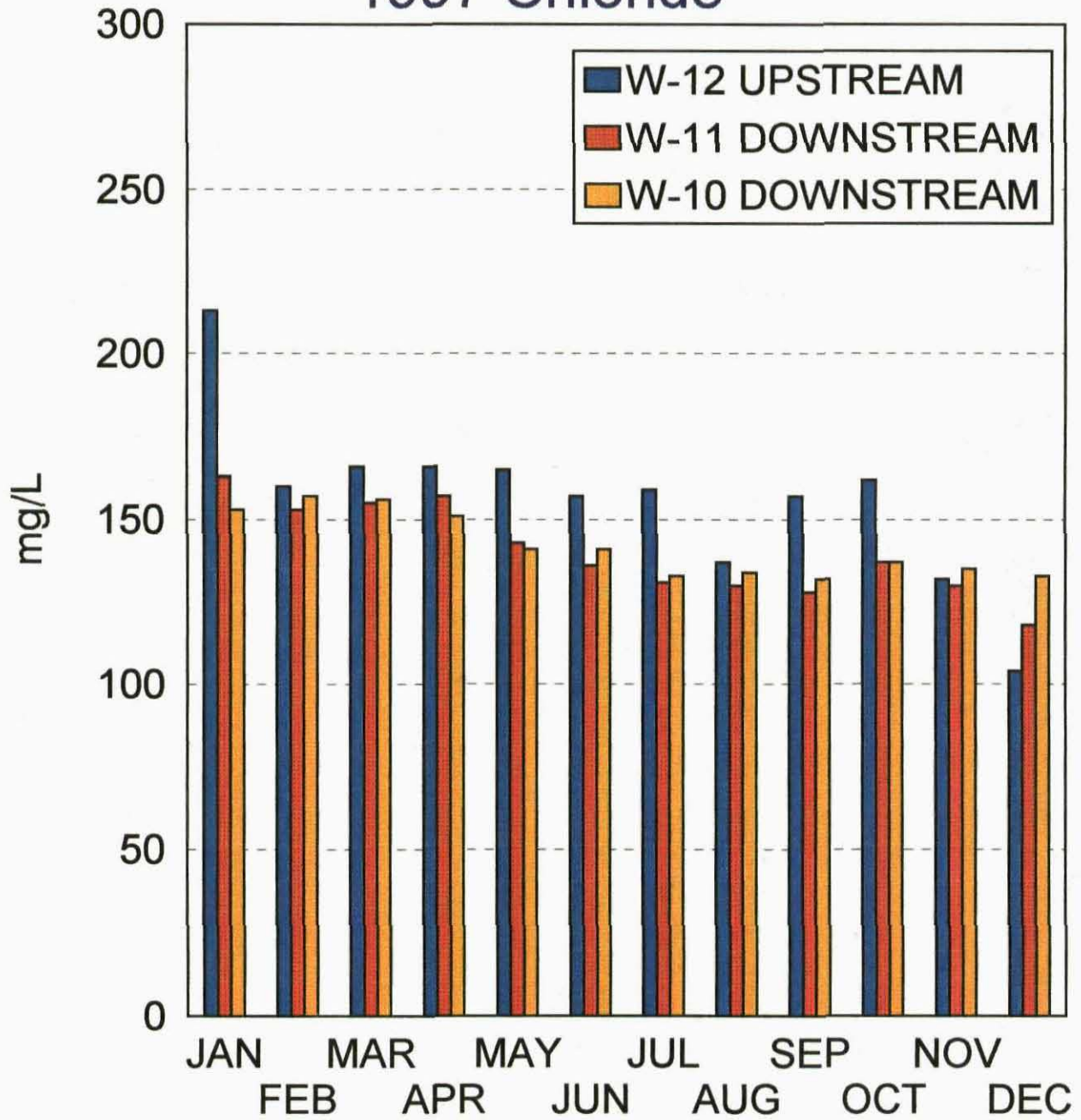
Chloride

<b>MONTH</b>	<b>W-12 mg/L</b>	<b>W-11 mg/L</b>	<b>W-10 mg/L</b>
January	213	163	153
February	160	153	157
March	166	155	156
April	166	157	151
May	165	143	141
June	157	136	141
July	159	131	133
August	137	130	134
September	157	128	132
October	162	137	137
November	132	130	135
December	<u>104</u>	<u>118</u>	<u>133</u>
<b>Average</b>	157	140	142
<b>W.Q.C.P. Limit</b>	NONE	NONE	NONE



# Receiving Water Constituents

## 1997 Chloride



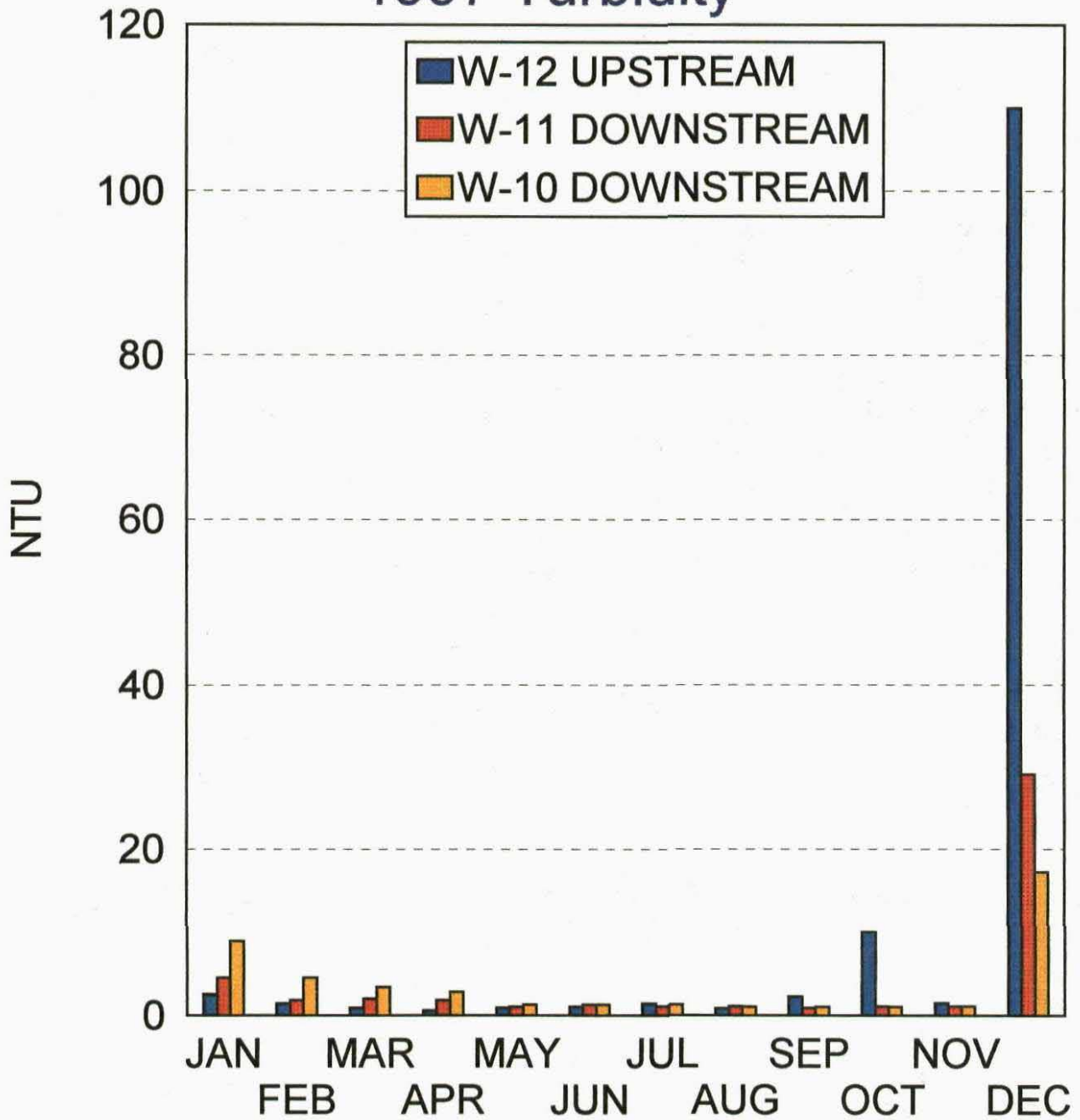
RECEIVING WATER CONSTITUENTS FOR 1997

Turbidity

MONTH	W-12 NTU	W-11 NTU	W-10 NTU
January	2.5	4.5	8.9
February	1.4	1.8	4.5
March	0.9	2.0	3.4
April	0.6	1.8	2.8
May	0.9	1.0	1.3
June	1.0	1.3	1.3
July	1.4	1.1	1.3
August	0.8	1.1	1.0
September	2.3	0.9	1.0
October	10.0	1.1	1.0
November	1.5	1.1	1.1
December	110.0	29.1	17.2
Average	11.1	3.9	3.7
W.Q.C.P. Limit	NONE	NONE	NONE

# Receiving Water Constituents

## 1997 Turbidity



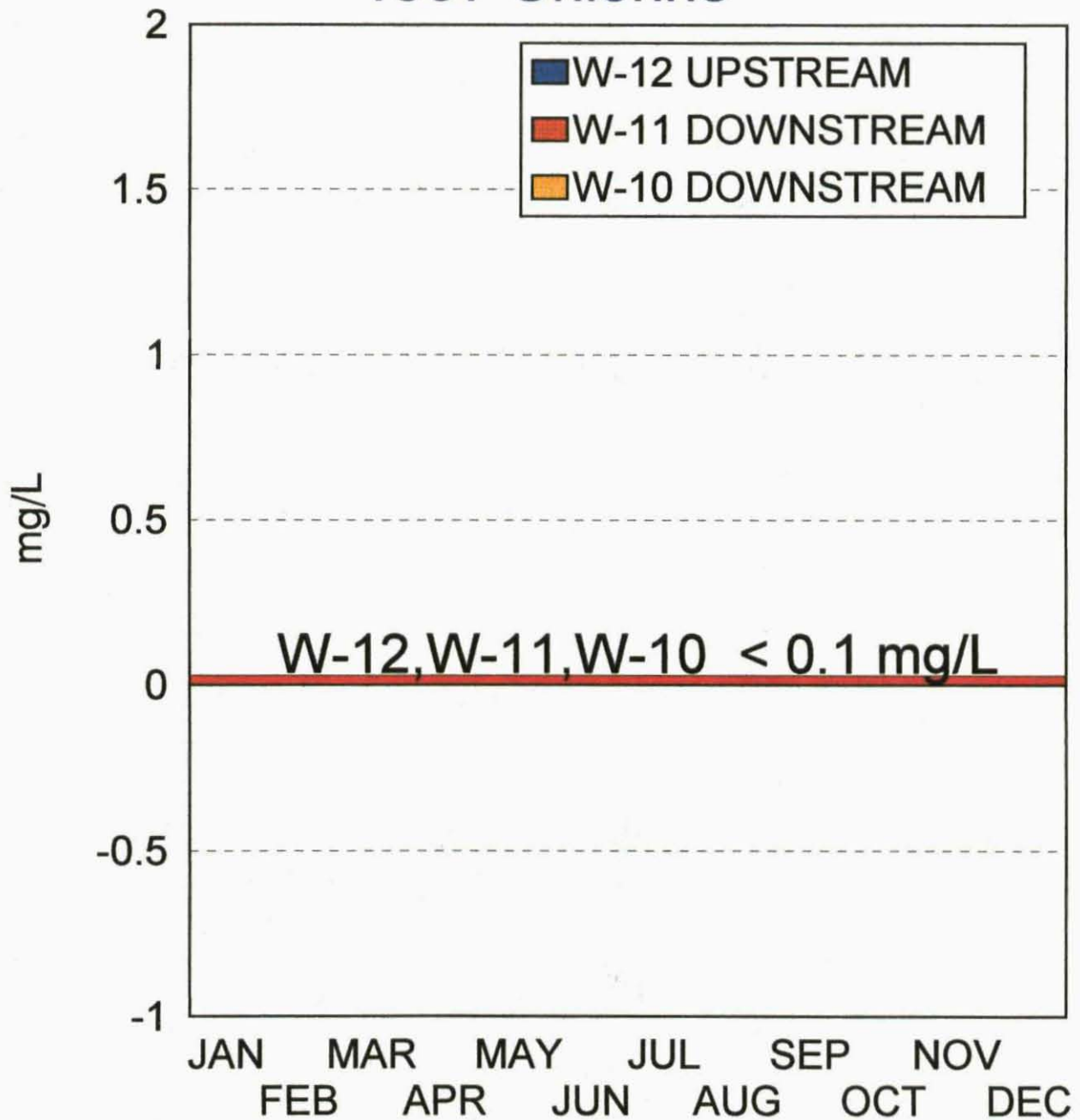
RECEIVING WATER CONSTITUENTS FOR 1997

Chlorine

MONTH	W-12 mg/L	W-11 mg/L	W-10 mg/L
January	<0.1	<0.1	<0.1
February	<0.1	<0.1	<0.1
March	<0.1	<0.1	<0.1
April	<0.1	<0.1	<0.1
May	<0.1	<0.1	<0.1
June	<0.1	<0.1	<0.1
July	<0.1	<0.1	<0.1
August	<0.1	<0.1	<0.1
September	<0.1	<0.1	<0.1
October	<0.1	<0.1	<0.1
November	<0.1	<0.1	<0.1
December	<u>&lt;0.1</u>	<u>&lt;0.1</u>	<u>&lt;0.1</u>
Average	<0.1	<0.1	<0.1
W.Q.C.P. Limit	NONE	NONE	NONE

# Receiving Water Constituents

## 1997 Chlorine



RECEIVING WATER CONSTITUENTS FOR 1997

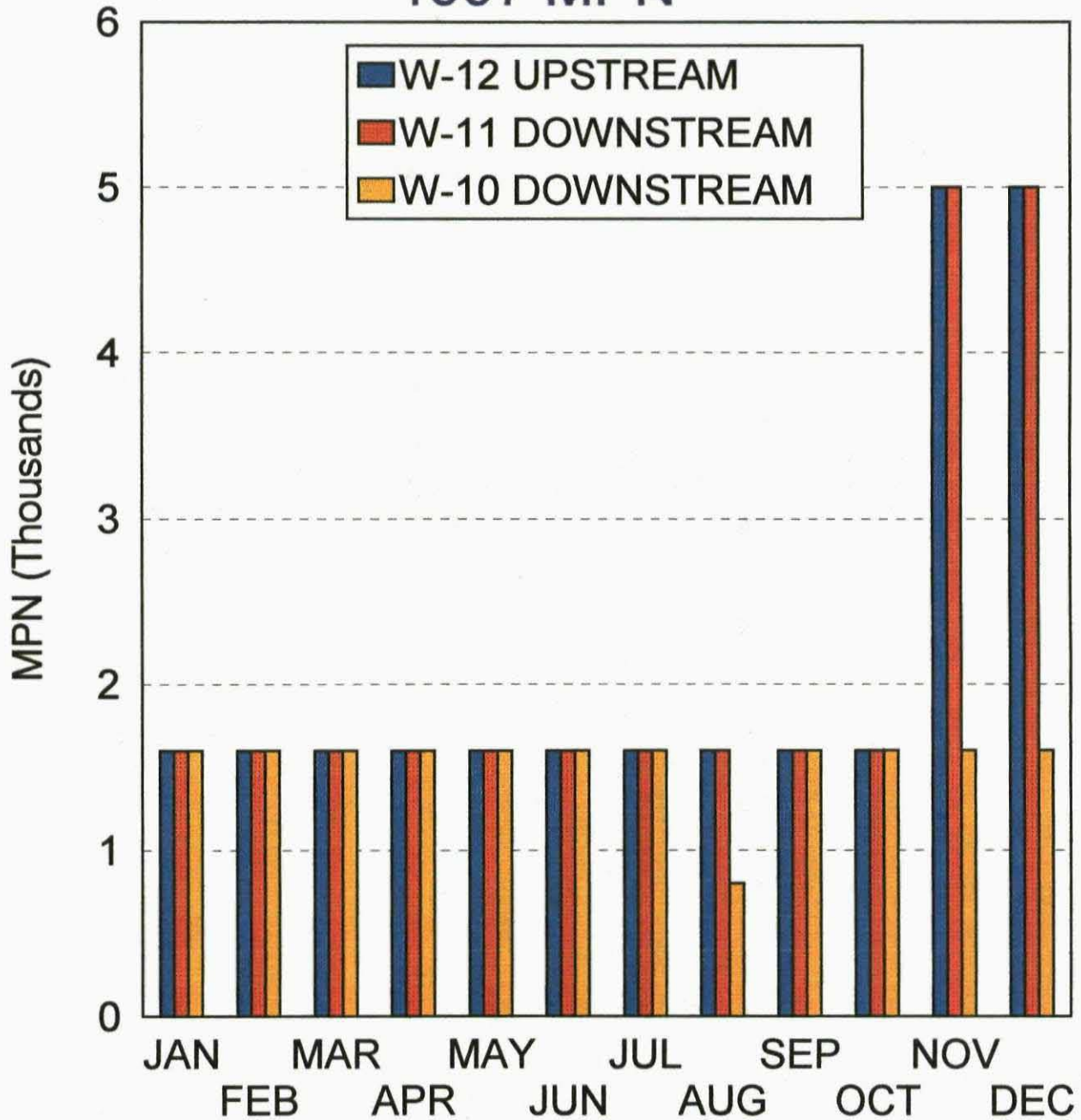
Most Probably Number

<b>MONTH</b>	<b>W-12 MPN</b>	<b>W-11 MPN</b>	<b>W-10 MPN</b>
January	= > 1600	= > 1600	= > 1600
February	= > 1600	= > 1600	= > 1600
March	= > 1600	= > 1600	= > 1600
April	= > 1600	= > 1600	= > 1600
May	= > 1600	= > 1600	= > 1600
June	= > 1600	= > 1600	= > 1600
July	= > 1600	= > 1600	= > 1600
August	= > 1000	= > 1000	= > 800
September	= > 1600	= > 1600	= > 1600
October	= > 1600	= > 1600	= > 1600
November	= > 5000	= > 5000	= > 5000
December	<u>= &gt; 5000</u>	<u>= &gt; 5000</u>	<u>= &gt; 5000</u>
Average	= > 1600	= > 1600	= > 1600
W.Q.C.P. Limit	NONE	NONE	NONE



# Receiving Water Constituents

## 1997 MPN



RECEIVING WATER CONSTITUENTS FOR 1997

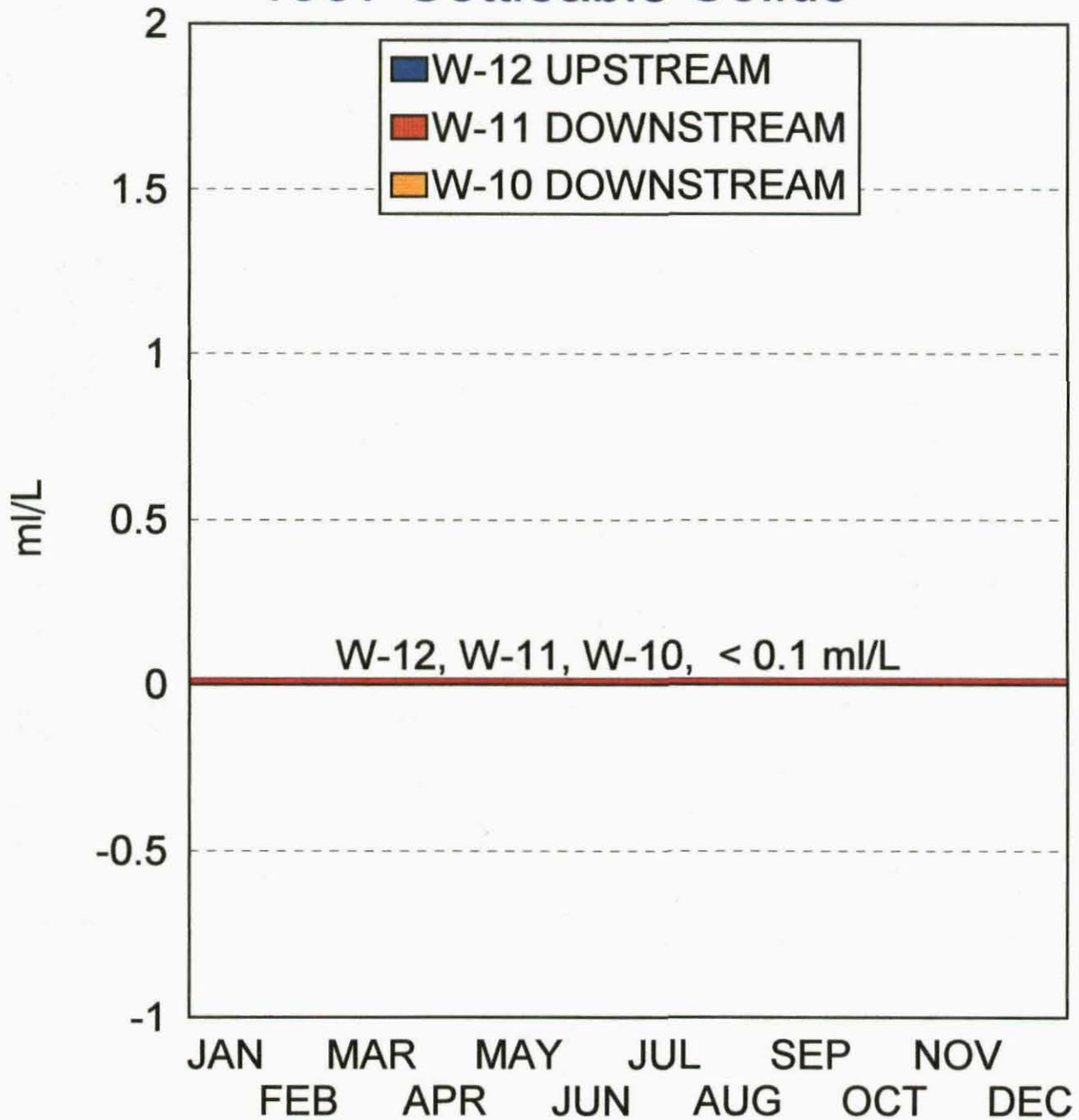
Settleable Solids

<b>MONTH</b>	<b>W-12 mg/L</b>	<b>W-11 mg/L</b>	<b>W-10 mg/L</b>
January	<0.1	<0.1	<0.1
February	<0.1	<0.1	<0.1
March	<0.1	<0.1	<0.1
April	<0.1	<0.1	<0.1
May	<0.1	<0.1	<0.1
June	<0.1	<0.1	<0.1
July	<0.1	<0.1	<0.1
August	<0.1	<0.1	<0.1
September	<0.1	<0.1	<0.1
October	<0.1	<0.1	<0.1
November	<0.1	<0.1	<0.1
December	<u>&lt;0.1</u>	<u>&lt;0.1</u>	<u>&lt;0.1</u>
<b>Average</b>	<0.1	<0.1	<0.1
<b>W.Q.C.P. Limit</b>	<b>NONE</b>	<b>NONE</b>	<b>NONE</b>



# Receiving Water Constituents

## 1997 Settleable Solids



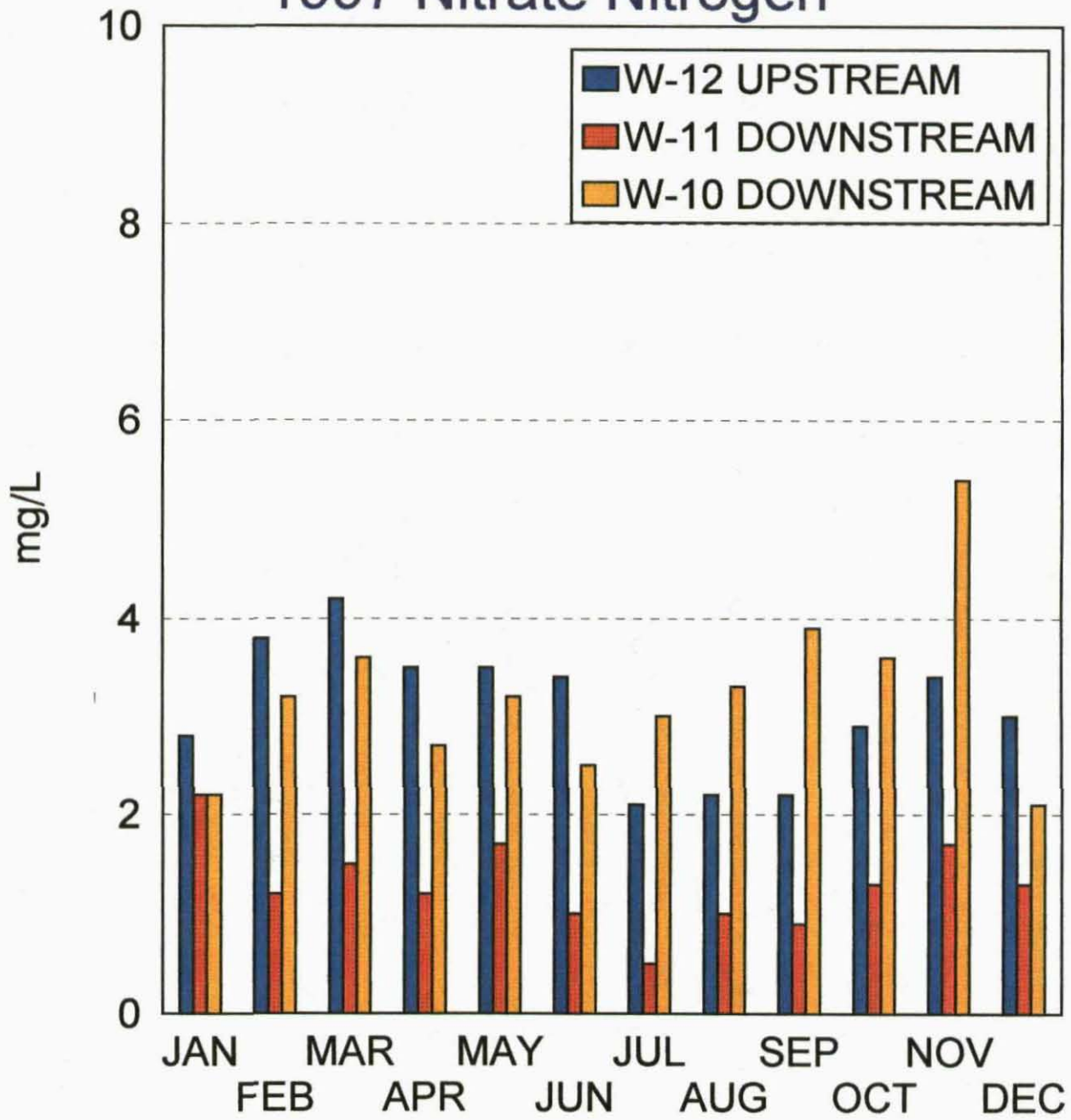
RECEIVING WATER CONSTITUENTS FOR 1997

Nitrate Nitrogen

<b>MONTH</b>	<b>W-12 mg/L</b>	<b>W-11 mg/L</b>	<b>W-10 mg/L</b>
January	2.8	2.2	2.2
February	3.8	1.2	3.2
March	4.2	1.5	3.6
April	3.5	1.2	2.7
May	3.5	1.7	3.2
June	3.4	1.0	2.5
July	2.1	0.5	3.0
August	2.2	1.0	3.3
September	2.2	0.9	3.9
October	2.9	1.3	3.6
November	3.4	1.7	5.4
December	<u>3.0</u>	<u>1.3</u>	<u>2.1</u>
<b>Average</b>	3.1	1.3	3.2
<b>W.Q.C.P. Limit</b>	<b>NONE</b>	<b>NONE</b>	<b>NONE</b>

# Receiving Water Constituents

## 1997 Nitrate Nitrogen



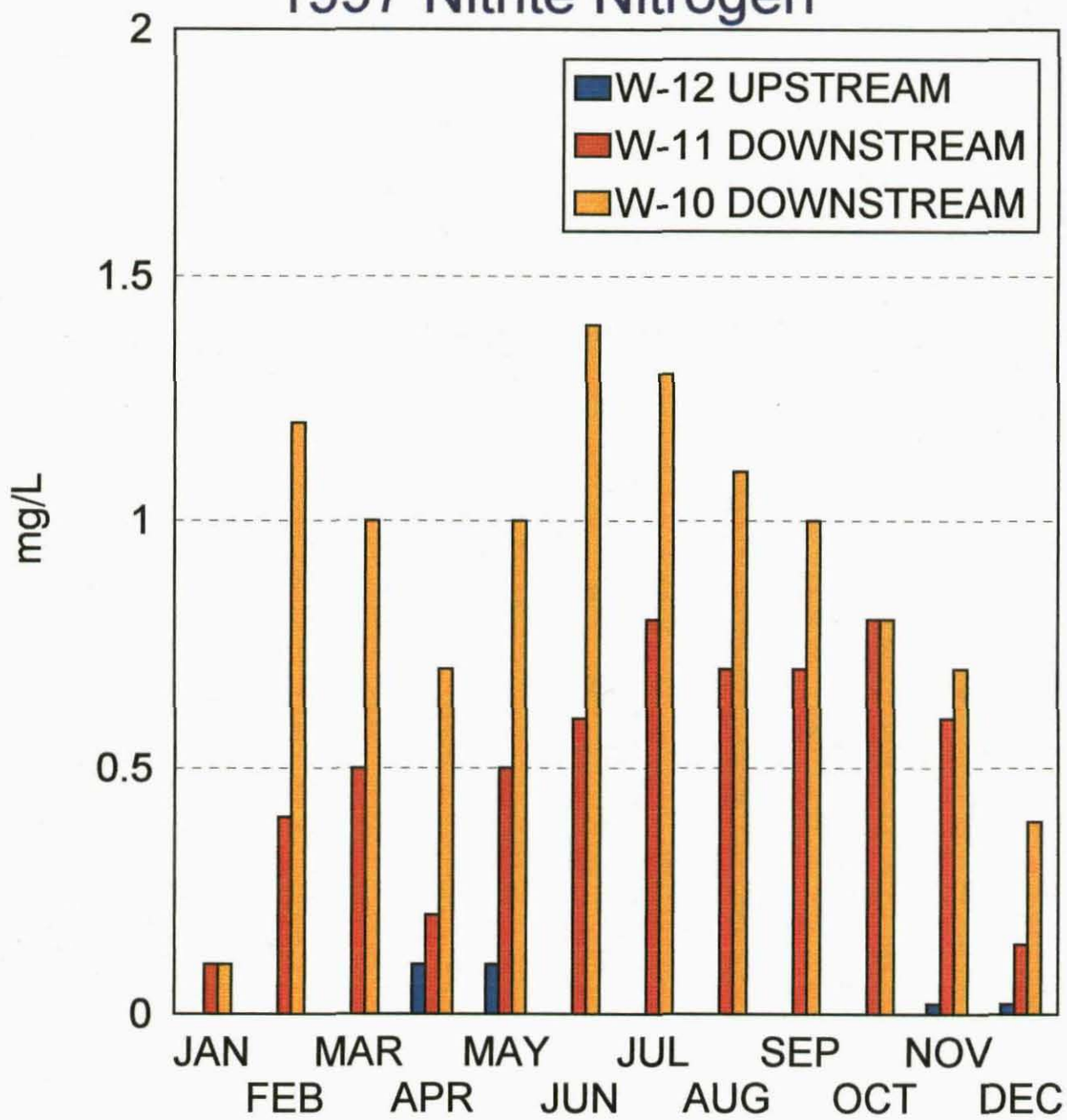
RECEIVING WATER CONSTITUENTS FOR 1997

Nitrite Nitrogen

<b>MONTH</b>	<b>W-12 mg/L</b>	<b>W-11 mg/L</b>	<b>W-10 mg/L</b>
January	0.0	0.1	0.1
February	0.0	0.4	1.2
March	0.0	0.5	1.0
April	0.1	0.2	0.7
May	0.0	0.5	1.0
June	0.0	0.6	1.4
July	0.0	0.8	1.3
August	0.0	0.7	1.1
September	0.0	0.7	1.0
October	0.0	0.8	0.8
November	0.02	0.6	0.7
December	<u>0.02</u>	<u>0.14</u>	<u>0.39</u>
<b>Average</b>	0.0	0.5	0.9
<b>W.Q.C.P. Limit</b>	<b>NONE</b>	<b>NONE</b>	<b>NONE</b>

# Receiving Water Constituents

## 1997 Nitrite Nitrogen



RECEIVING WATER CONSTITUENTS FOR 1997

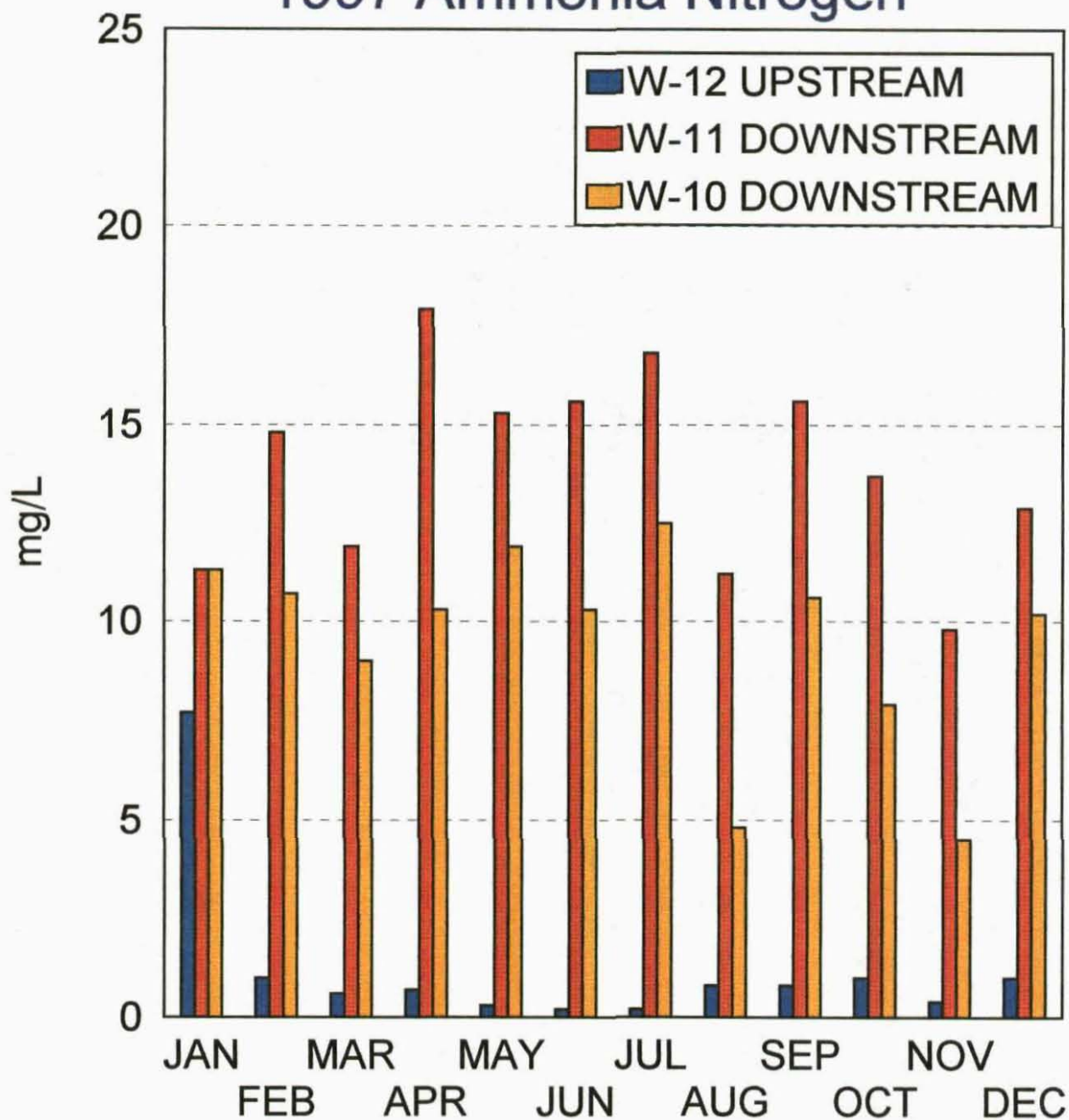
Ammonia Nitrogen

<u>MONTH</u>	<u>W-12</u> <u>mg/L</u>	<u>W-11</u> <u>mg/L</u>	<u>W-10</u> <u>mg/L</u>
January	7.7	11.3	11.3
February	1.0	14.8	10.7
March	0.6	11.9	9.0
April	0.7	17.9	10.3
May	0.3	15.3	11.9
June	0.2	15.6	10.3
July	0.2	16.8	12.5
August	0.8	11.2	4.8
September	0.8	15.6	10.6
October	1.0	13.7	7.9
November	0.4	9.8	4.5
December	1.0	12.9	10.2
Average	1.2	13.9	9/5
W.Q.C.P. Limit	NONE	NONE	NONE



# Receiving Water Constituents

## 1997 Ammonia Nitrogen



RECEIVING WATER CONSTITUENTS FOR 1997

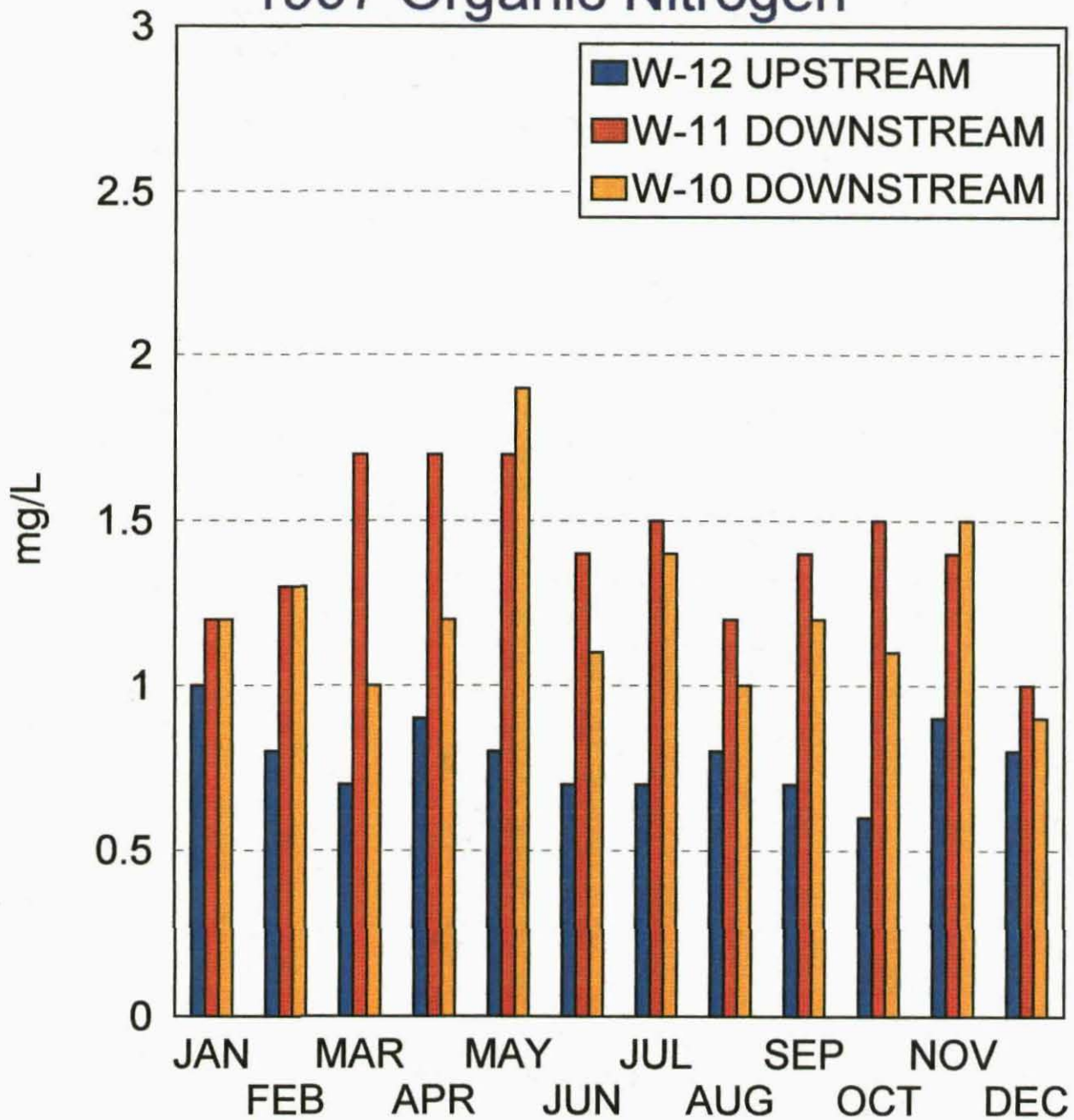
Organic Nitrogen

<u>MONTH</u>	<u>W-12</u> <u>mg/L</u>	<u>W-11</u> <u>mg/L</u>	<u>W-10</u> <u>mg/L</u>
January	1.0	1.2	1.2
February	0.8	1.3	1.3
March	0.7	1.7	1.0
April	0.9	1.7	1.2
May	0.8	1.4	1.9
June	0.7	1.5	1.1
July	0.7	1.5	1.4
August	0.8	1.2	1.0
September	0.7	1.4	1.2
October	0.6	1.5	1.1
November	0.9	1.4	1.5
December	<u>0.8</u>	<u>1.0</u>	<u>0.9</u>
<b>Average</b>	0.8	1.4	2.1
<b>W.Q.C.P. Limit</b>	<b>NONE</b>	<b>NONE</b>	<b>NONE</b>



# Receiving Water Constituents

## 1997 Organic Nitrogen



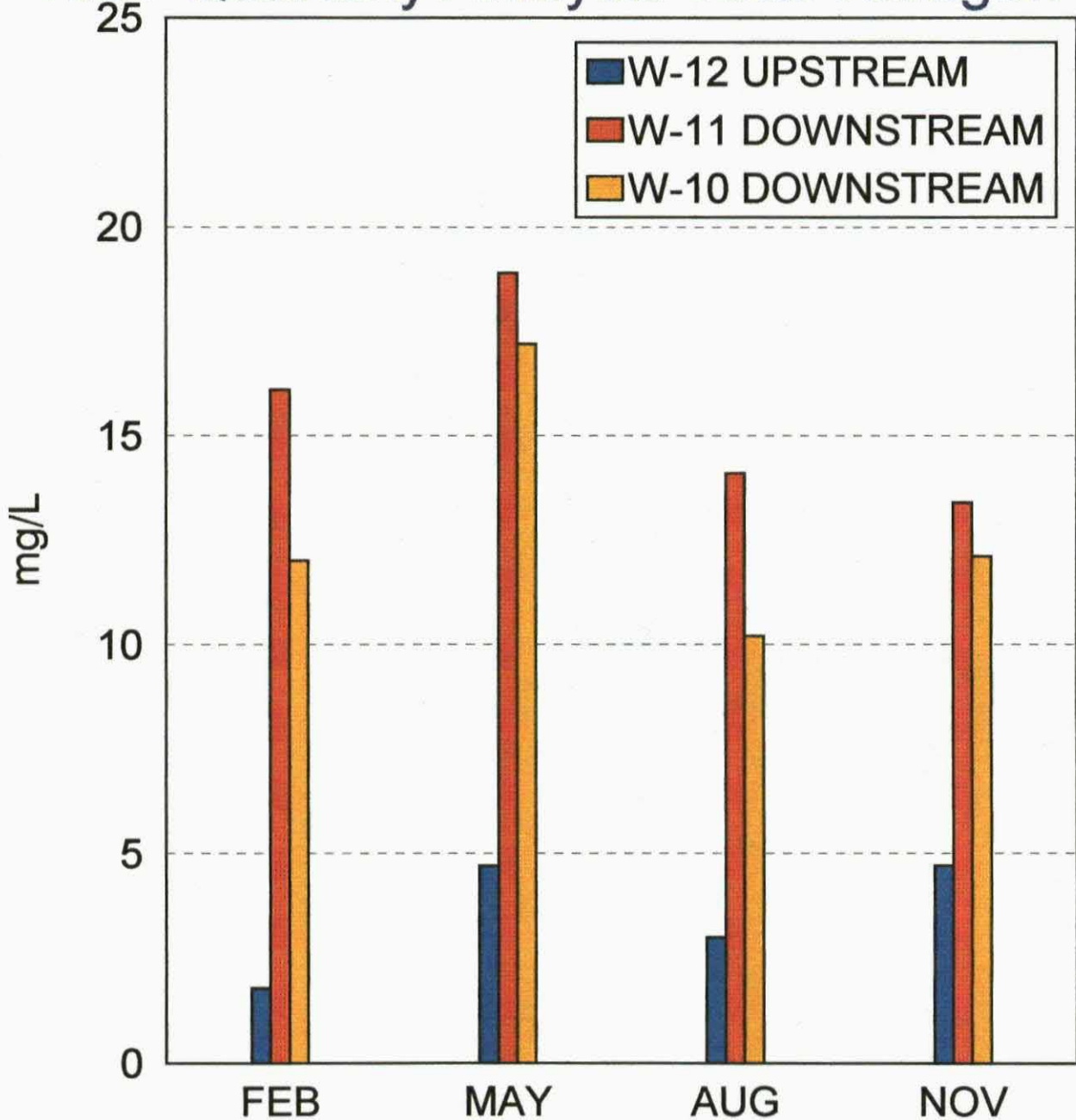
RECEIVING WATER CONSTITUENTS FOR 1997

Total Nitrogen

<b>MONTH</b>	<b>W-12 mg/L</b>	<b>W-11 mg/L</b>	<b>W-10 mg/L</b>
February	1.8	16.1	12.0
May	4.7	18.9	17.2
August	3.0	14.1	10.2
November	4.7	13.4	12.1
<b>Average</b>	3.55	15.62	12.88
<b>W.Q.C.P. Limit</b>	<b>NONE</b>	<b>NONE</b>	<b>NONE</b>

# Receiving Water Constituents

1997 Quarterly Analysis Total Nitrogen



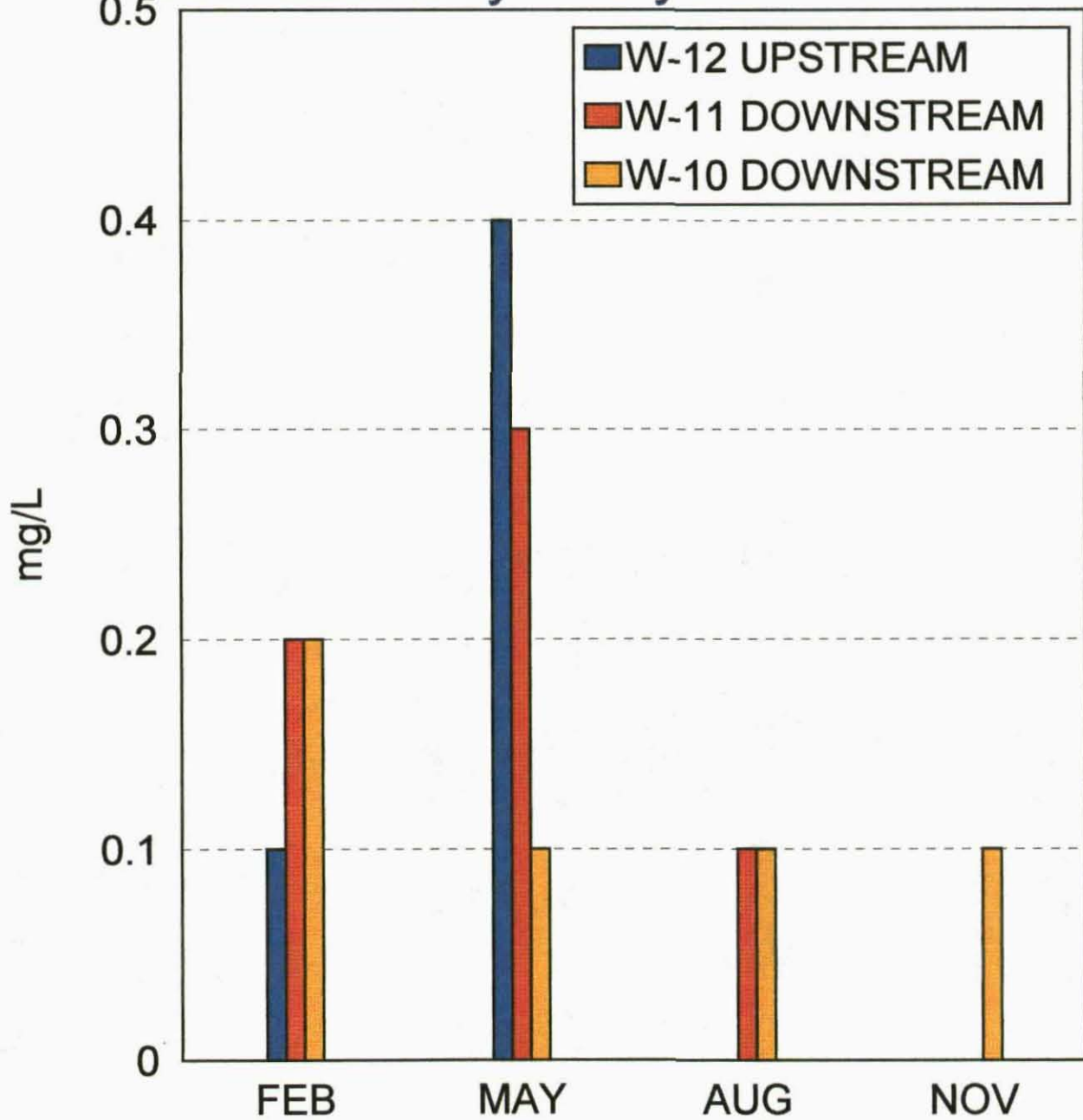
RECEIVING WATER CONSTITUENTS FOR 1997

Total Surfactants

<u>MONTH</u>	<u>W-12 mg/L</u>	<u>W-11 mg/L</u>	<u>W-10 mg/L</u>
February	0.1	0.2	0.2
May	0.4	0.3	0.1
August	0.0	0.1	0.1
November	0.0	0.0	0.1
Average	<u>0.13</u>	<u>0.15</u>	<u>0.13</u>
W.Q.C.P. Limit	NONE	NONE	NONE

# Receiving Water Constituents

1997 Quarterly Analysis - MBAS



RECEIVING WATER CONSTITUENTS FOR 1997

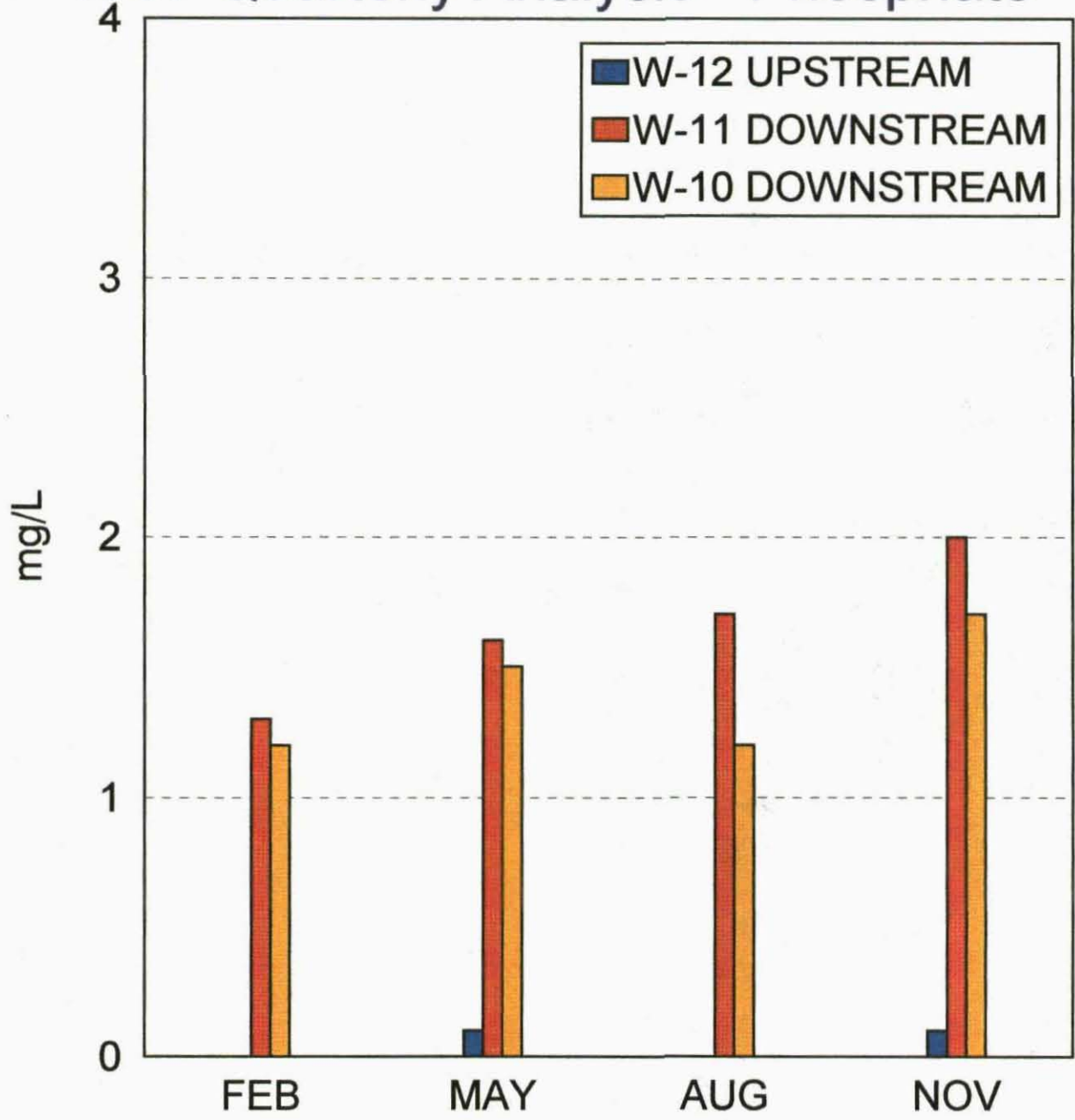
Total Phosphates

<b>MONTH</b>	<b>W-12 mg/L</b>	<b>W-11 mg/L</b>	<b>W-10 mg/L</b>
February	0.0	1.3	1.2
May	0.1	1.6	1.5
August	0.0	1.7	1.2
November	0.1	2.0	1.7
Average	0.05	1.65	1.4
W.Q.C.P. Limit	NONE	NONE	NONE



# Receiving Water Constituents

1997 Quarterly Analysis - Phosphate



RECEIVING WATER CONSTITUENTS FOR 1997

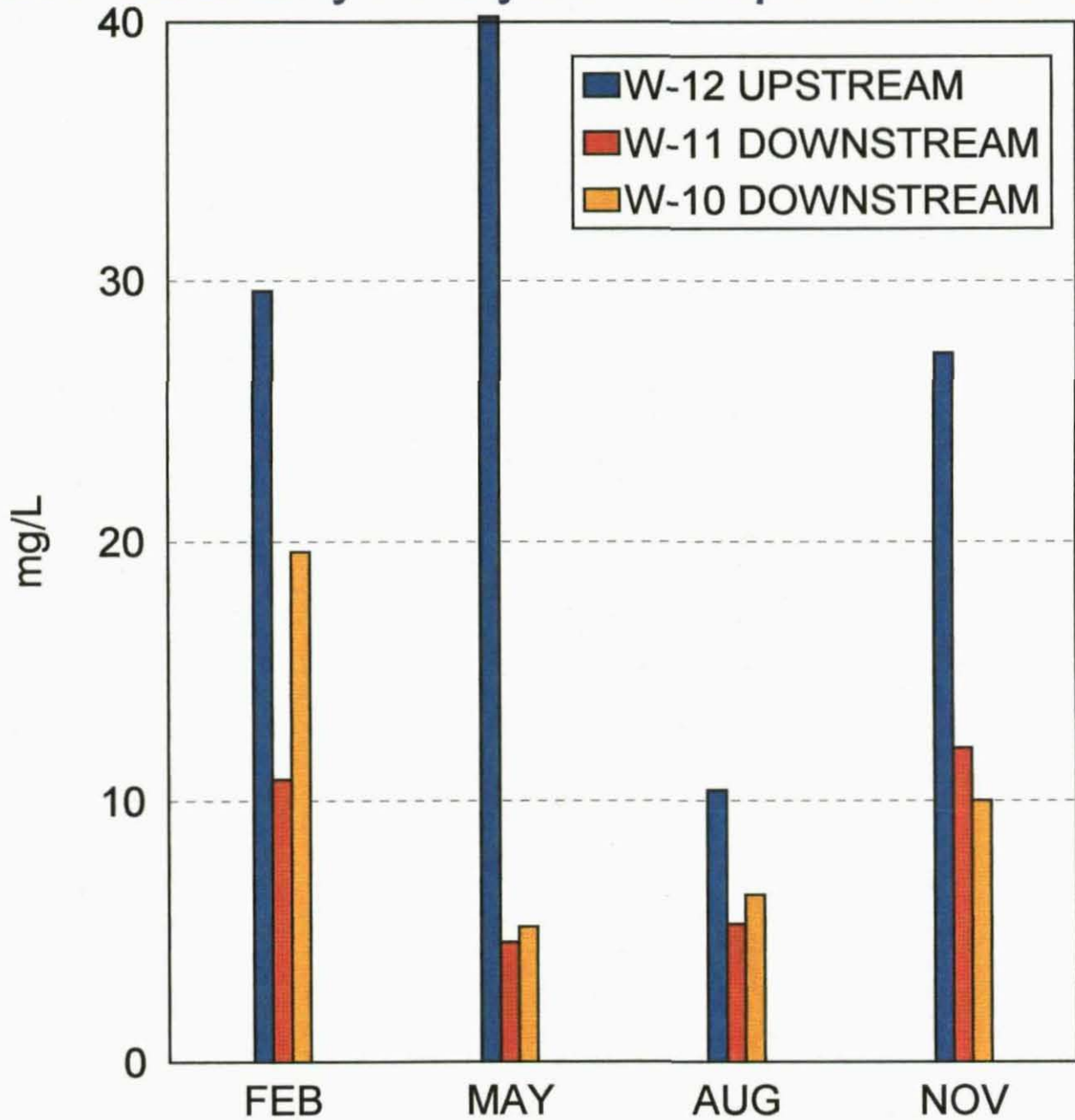
Suspended Solids

<b>MONTH</b>	<b>W-12 mg/L</b>	<b>W-11 mg/L</b>	<b>W-10 mg/L</b>
February	29.6	10.8	19.6
May	40.2	4.6	5.2
August	10.4	5.3	6.4
November	<u>17.2</u>	<u>8.2</u>	<u>10.3</u>
<b>Average</b>	26.9	8.2	10.3
<b>W.Q.C.P. Limit</b>	<b>NONE</b>	<b>NONE</b>	<b>NONE</b>



# Receiving Water Constituents

1997 Quarterly Analysis - Suspended Solids



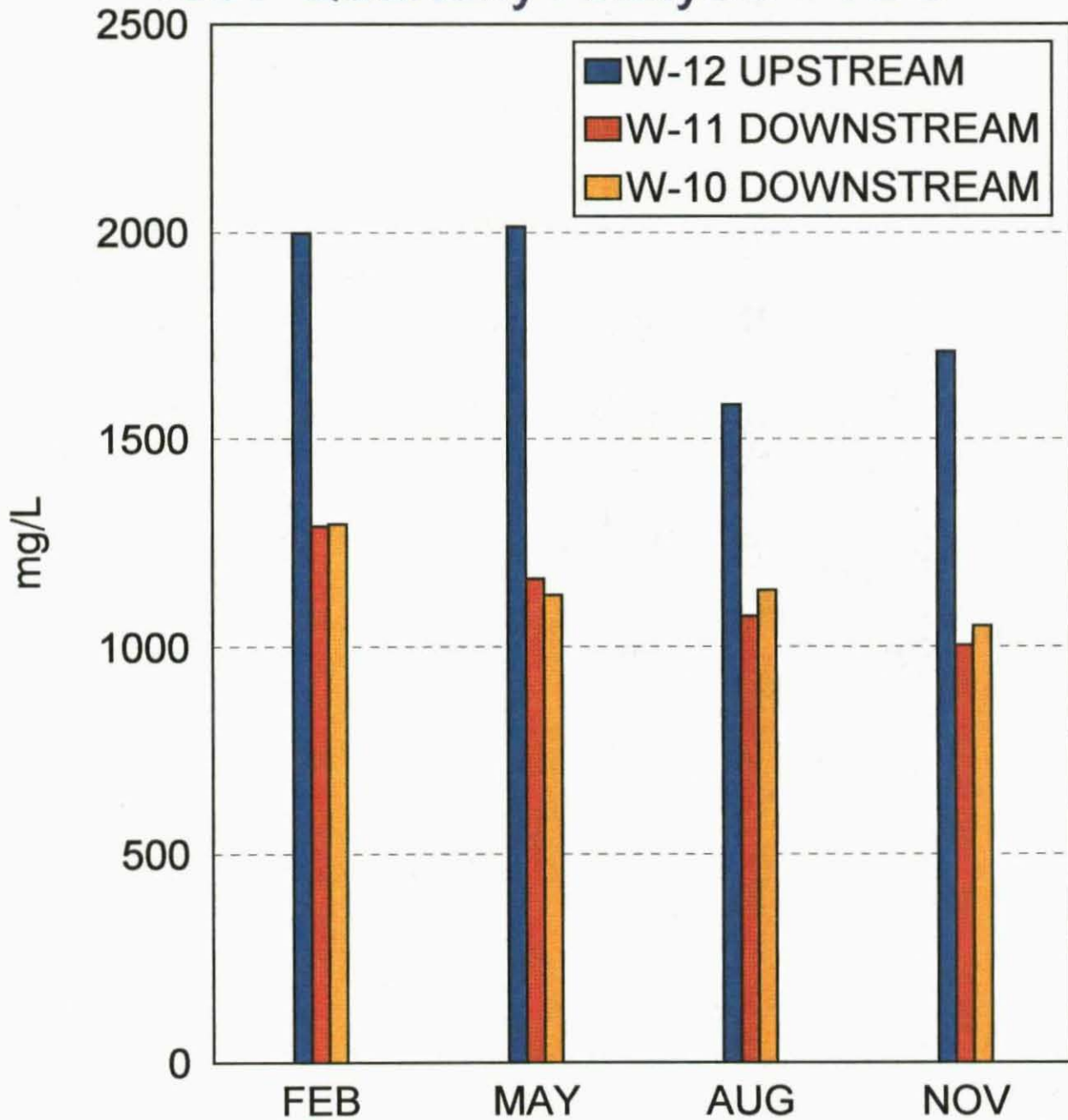
RECEIVING WATER CONSTITUENTS FOR 1997

Total Dissolved Solids

<u>MONTH</u>	<u>W-12</u> <u>mg/L</u>	<u>W-11</u> <u>mg/L</u>	<u>W-10</u> <u>mg/L</u>
February	1998	1289	1294
May	2014	1164	1125
August	1582	1074	1136
November	<u>1712</u>	<u>1003</u>	<u>1050</u>
Average	1827	1133	1151
W.Q.C.P. Limit	NONE	NONE	NONE

# Receiving Water Constituents

1997 Quarterly Analysis - TDS



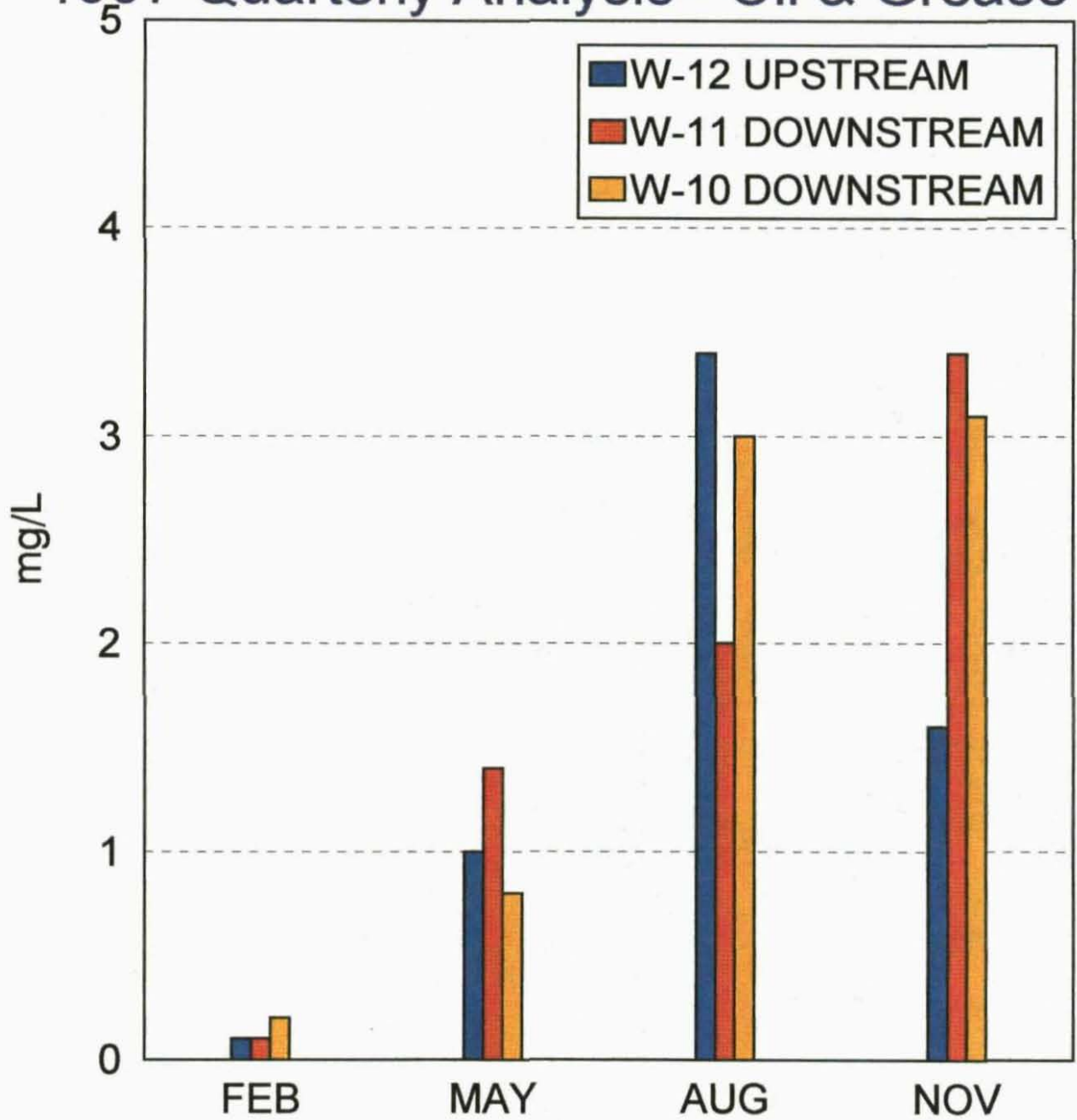
RECEIVING WATER CONSTITUENTS FOR 1997

Oil and Grease

<b>MONTH</b>	<b>W-12 mg/L</b>	<b>W-11 mg/L</b>	<b>W-10 mg/L</b>
February	0.1	0.1	0.2
May	1.0	1.4	0.8
August	3.4	2.0	3.0
November	1.6	3.4	3.1
<b>Average</b>	1.53	1.73	1.78
<b>W.Q.C.P. Limit</b>	<b>NONE</b>	<b>NONE</b>	<b>NONE</b>

# Receiving Water Constituents

1997 Quarterly Analysis - Oil & Grease



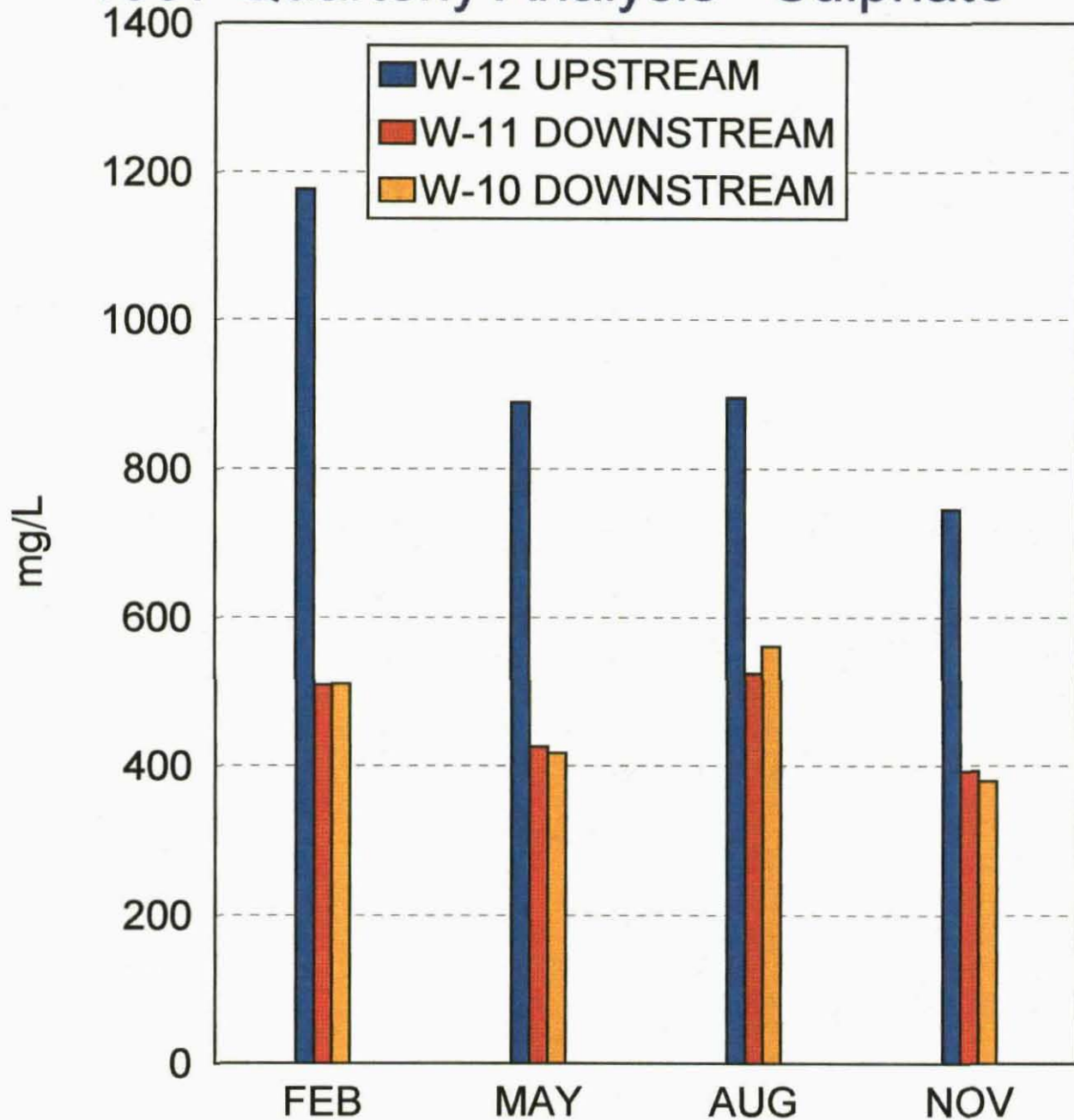
RECEIVING WATER CONSTITUENTS FOR 1997

Sulphate

<b>MONTH</b>	<b>W-12 mg/L</b>	<b>W-11 mg/L</b>	<b>W-10 mg/L</b>
February	1176	508	510
May	889	426	417
August	896	524	560
November	<u>745</u>	<u>393</u>	<u>380</u>
Average	927	463	467
W.Q.C.P. Limit	NONE	NONE	NONE

# Receiving Water Constituents

1997 Quarterly Analysis - Sulphate



RECEIVING WATER CONSTITUENTS FOR 1997

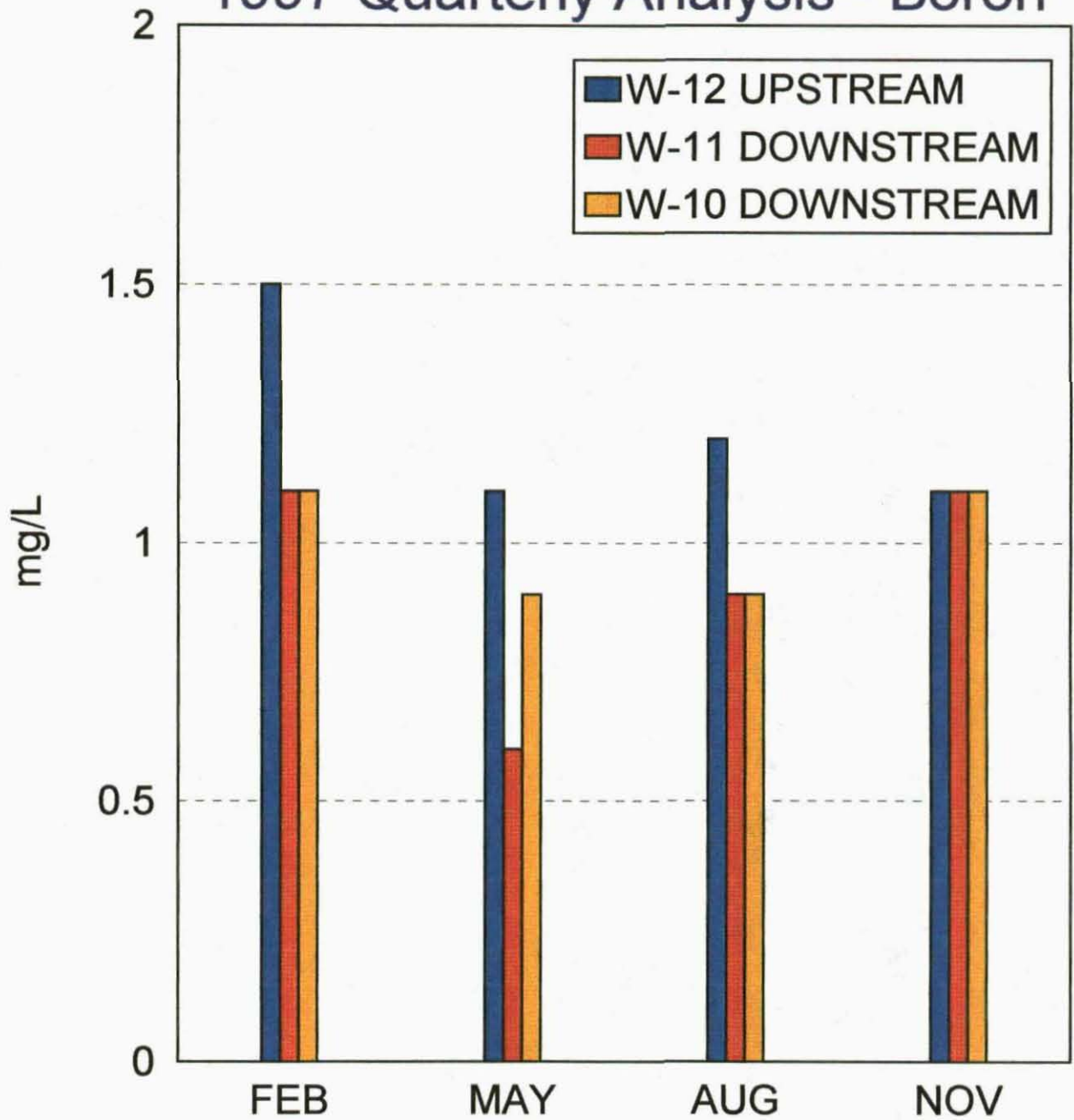
Boron

MONTH	W-12 mg/L	W-11 mg/L	W-10 mg/L
February	1.5	1.1	1.1
May	1.1	0.6	0.9
August	1.2	0.9	0.9
November	1.1	1.1	1.1
Average	1.23	0.93	1.0
W.Q.C.P. Limit	NONE	NONE	NONE



# Receiving Water Constituents

## 1997 Quarterly Analysis - Boron



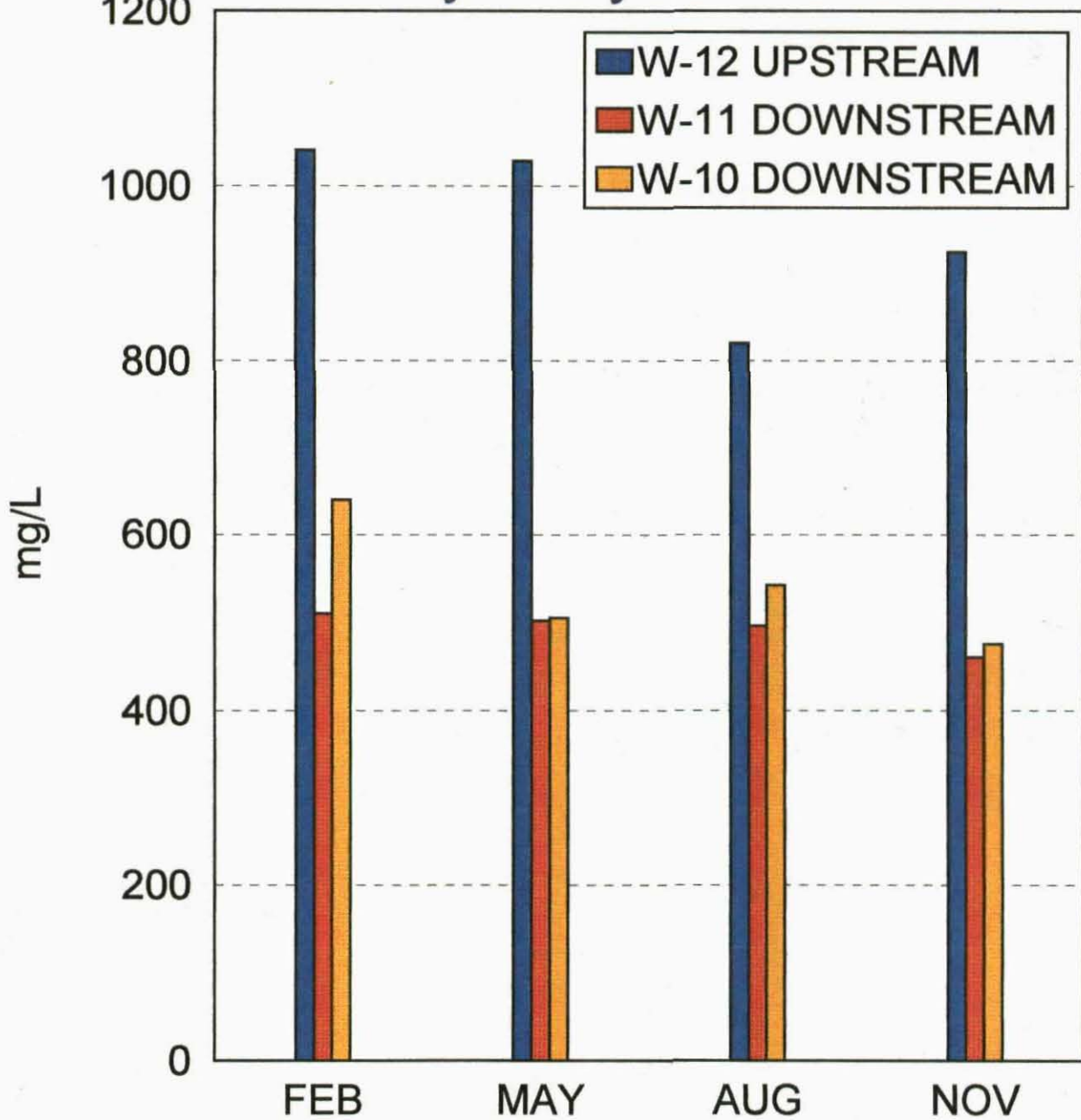
RECEIVING WATER CONSTITUENTS FOR 1997

Hardness

<b>MONTH</b>	<b>W-12 mg/L</b>	<b>W-11 mg/L</b>	<b>W-10 mg/L</b>
February	1040	510	640
May	1028	502	505
August	820	496	542
November	<u>925</u>	<u>460</u>	<u>475</u>
<b>Average</b>	953	492	541
<b>W.Q.C.P. Limit</b>	NONE	NONE	NONE

# Receiving Water Constituents

1997 Quarterly Analysis - Hardness



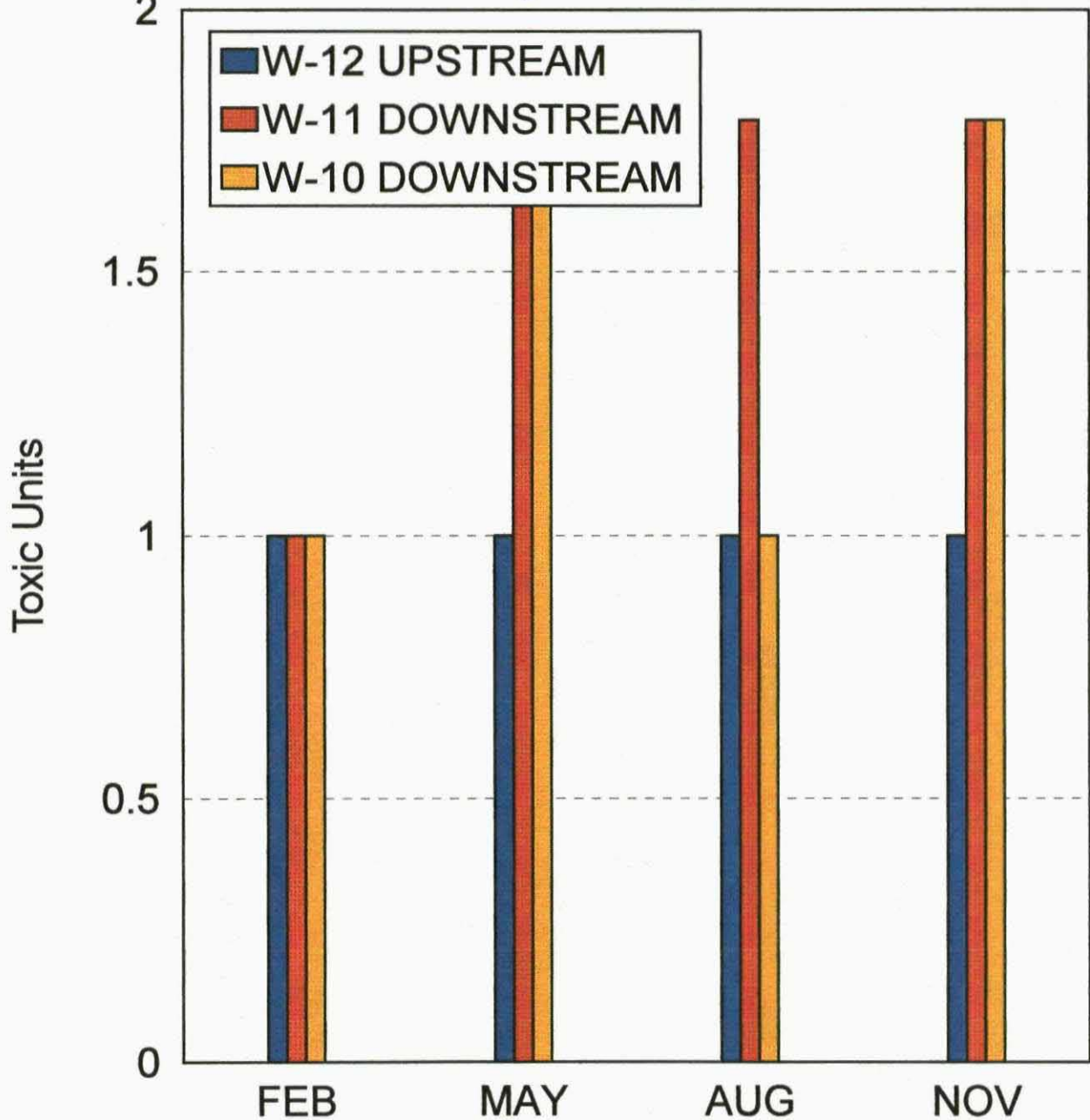
RECEIVING WATER CONSTITUENTS FOR 1997

Chronic Toxicity

<u>MONTH</u>	<u>W-12</u> <u>mg/L</u>	<u>W-11</u> <u>mg/L</u>	<u>W-10</u> <u>mg/L</u>
February	1.0	1.0	1.0
May	1.0	1.79	1.79
August	1.0	1.79	1.0
November	1.0	1.79	1.79
Average	1.0	1.59	1.40
W.Q.C.P. Limit	NONE	NONE	NONE

# Receiving Water Constituents

1997 Quarterly Analysis - TUC



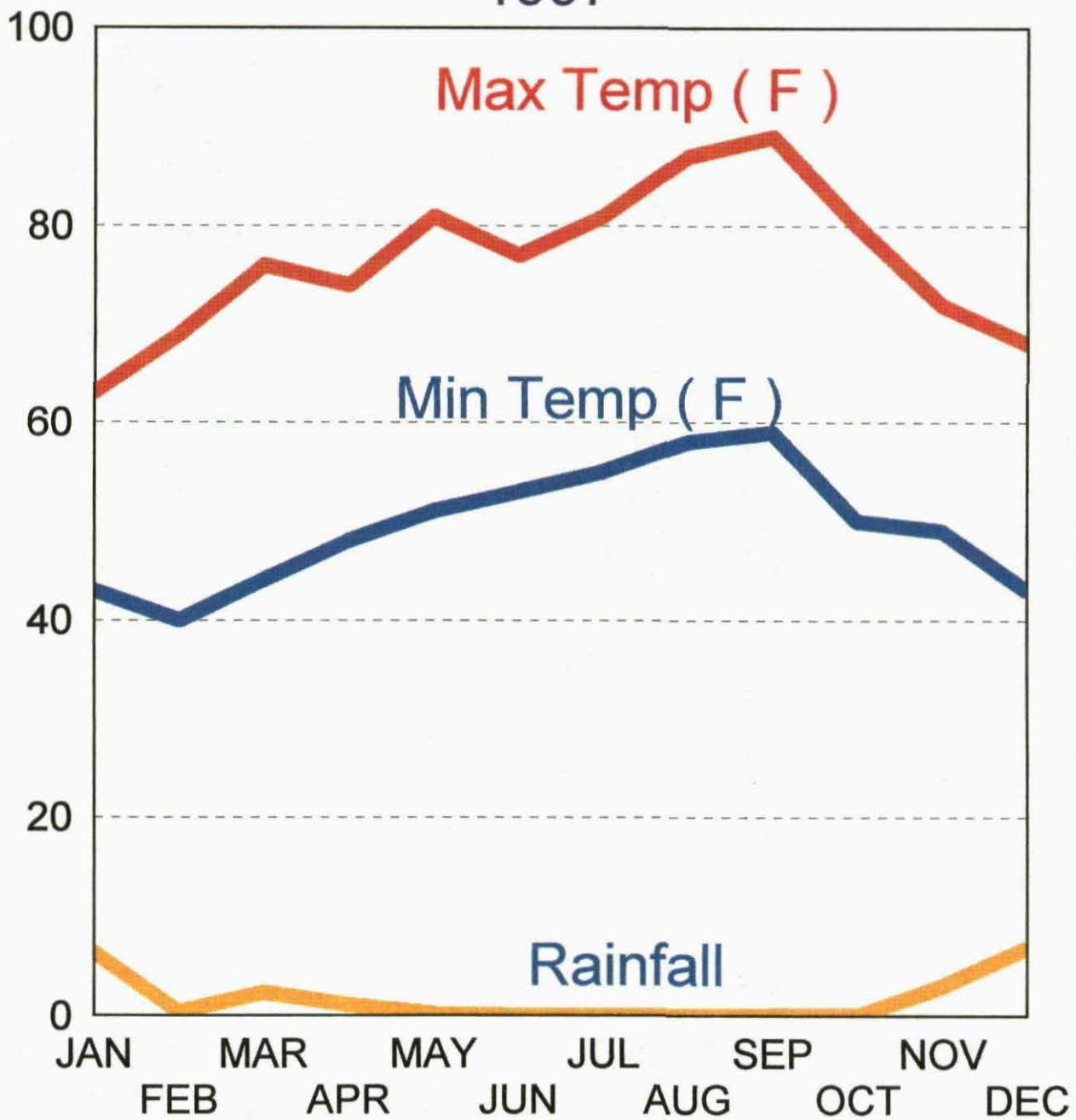
MONTHLY AVERAGES OF DAILY TEMPERATURES AND PRECIPITATION  
FOR 1997

Temperature (°F)

<u>Month</u>	<u>Minimum</u>	<u>Maximum</u>	<u>Rainfall (in Inches)</u>
January	43	63	6.43
February	40	69	0.40
March	44	76	0
April	48	74	0
May	51	81	0
June	53	77	0
July	55	81	0
August	58	87	0
September	59	89	0
October	50	80	0.13
November	49	72	3.0
December	<u>43</u>	<u>68</u>	<u>6.83</u>
Average	49.4	76.4	1.4
Total			16.79



# Temperature And Rainfall Averages 1997



RECEIVING WATER CONSTITUENTS FOR 1997

Semi-Annual Testing for  
Arsenic, Cadmium, Chromium, Copper, Nickel, Lead, Zinc, Chlorinated Pesticides, N  
and P Pesticides, BNA, Total Petroleum Hydrocarbon

Date: August 11, 1997

<u>CONSTITUENTS</u>	<u>*D.L.</u>	<u>W-12</u> <u>mg/L</u>	<u>W-11</u> <u>mg/L</u>	<u>W-10</u> <u>mg/L</u>
Arsenic	<0.005	ND	ND	ND
Cadmium	<0.005	ND	ND	ND
Chromium	<0.03	ND	ND	ND
Copper	<0.02	ND	ND	ND
Nickel	<0.03	ND	ND	ND
Lead	<0.05	ND	ND	ND
Zinc	<0.004	0.2	0.02	0.01
Chlorinated Pesticides		See Attachment 1	See Attachment 2	See Attachment 3
N & P Pesticides		See Attachment 1	See Attachment 2	See Attachment 3
BNA		See Attachment 1	See Attachment 2	See Attachment 3
Total Petroleum Hydrocarbon		See Attachment 1	See Attachment 2	See Attachment 3

\*Detection Limit



ATTACHMENT 1  
RECEIVING WATER RESULTS  
W - 12

DEPARTMENT OF PUBLIC WORKS SANITATION DIVISION  
SAMPLING RECORD CHAIN-OF-CUSTODY

PERSON SAMPLING: KS/GD

FACILITY SAMPLED: SVSP

FACILITY LOCATION: \_\_\_\_\_

SAMPLING LOCATION: ADDRESS W 12 Annual Test CITY \_\_\_\_\_

SAMPLE TYPE:  GRAB  COMPOSITE  AUTO  MANUAL

GRAB SAMPLE COLLECTED: 8/11/97 - 1120 DATE/TIME 20,000 MLS

SAMPLER NO. \_\_\_\_\_ STARTED: \_\_\_\_\_ DATE/TIME SAMPLER STOPPED: \_\_\_\_\_ DATE/TIME

SAMPLES COLLECTED: \_\_\_\_\_ BOTTLES @ \_\_\_\_\_ MLS/BOTTLE

COMPOSITED: \_\_\_\_\_ SAMPLES @ \_\_\_\_\_ MLS/SAMPLE

COMPOSITED BY: \_\_\_\_\_ PRESERVATIVES: \_\_\_\_\_

PHYSICAL ASSESSMENT OF SAMPLE/COMMENTS: 508 507  
EPA 418.1, Chlorinated Pesticides + PCBs, N + P Pesticide - Run  
EPA 625, the whole list of compounds.

SAMPLES SPLIT WITH FACILITY? \_\_\_\_\_ YES ( ) NO ( )

NAME OF FACILITY REPRESENTATIVE: \_\_\_\_\_

TITLE OF FACILITY REPRESENTATIVE: \_\_\_\_\_

TIME/DATE	SAMPLE RECEIVED BY	SIGNATURE	AFFILIATION/TITLE	COMMENTS
1300 - 8/11/97	K. BEONIA	<i>K. Beonia</i>	Sr. Lab Tech	
930 8/12/97	<i>[Signature]</i>	<i>[Signature]</i>	Del Mar	intact/cool

NOTE: TO BE ATTACHED TO ANALYSIS REQUEST FORM AND SUBMITTED TO SOURCE CONTROL/ COLLECTION SYSTEMS MANAGER UPON DELIVERY OF SAMPLE TO WASTEWATER TREATMENT PLANT LABORATORY.

(805) 583-6446

CITY OF SIMI VALLEY

SAMPLE ID NO. \_\_\_\_\_  
LAB REFERENCE ID NO. 6361

DEPARTMENT OF PUBLIC WORKS SANITATION DIVISION  
SAMPLING RECORD CHAIN-OF-CUSTODY

PERSON SAMPLING: \_\_\_\_\_

FACILITY SAMPLED: SVSD

FACILITY LOCATION: 600 W Los Angeles Ave. S.V. 93065  
ADDRESS CITY

SAMPLING LOCATION: W 12

SAMPLE TYPE:  GRAB  COMPOSITE  AUTO  MANUAL

GRAB SAMPLE COLLECTED: 8/11/97 DATE/TIME \_\_\_\_\_ MLS

SAMPLER NO. \_\_\_\_\_ STARTED: \_\_\_\_\_ DATE/TIME SAMPLER STOPPED: \_\_\_\_\_ DATE/TIME

SAMPLES COLLECTED: \_\_\_\_\_ BOTTLES @ \_\_\_\_\_ MLS/BOTTLE,

COMPOSITED: \_\_\_\_\_ SAMPLES @ \_\_\_\_\_ MLS/SAMPLE

COMPOSITED BY: \_\_\_\_\_ PRESERVATIVES: \_\_\_\_\_

PHYSICAL ASSESSMENT OF SAMPLE/COMMENTS: \_\_\_\_\_

Run Aesthetic

SAMPLES SPLIT WITH FACILITY? \_\_\_\_\_ YES ( ) NO ( )

NAME OF FACILITY REPRESENTATIVE: \_\_\_\_\_

TITLE OF FACILITY REPRESENTATIVE: \_\_\_\_\_

TIME/DATE	SAMPLE RECEIVED BY	SIGNATURE	AFFILIATION/TITLE	COMMENTS
1300- 8/11/97	K. DESNIA	<i>[Signature]</i>	In Lab Tech	
1354 9/11/97	L. Kukits	<i>[Signature]</i>	Del Mar	Intact, cool

NOTE: TO BE ATTACHED TO ANALYSIS REQUEST FORM AND SUBMITTED TO SOURCE CONTROL/ COLLECTION SYSTEMS MANAGER UPON DELIVERY OF SAMPLE TO WASTEWATER TREATMENT PLANT LABORATORY.

# Del Mar Analytical

2852 Alton Ave., Irvine, CA 92606 (714) 261-1022 FAX (714) 261-1023  
1014 E. Cooley Dr., Suite A, Colton, CA 92324 (909) 370-4667 FAX (909) 370-4668  
16525 Sherman Way, Suite C-II, Van Nuys, CA 91406 (818) 779-1844 FAX (818) 779-1845  
2465 W. 12th St., Suite 1, Tempe, AZ 85281 (602) 968-8272 FAX (602) 968-8273

Simi Valley County Sanitary Dist. Client Project ID: SVSD-River  
2929 Tapo Canyon Rd. W-12  
Simi Valley, CA 93063 Analysis Method: EPA 418.1 (I.R. with clean-up)  
Attention: Larry Whitney First Sample #: V7080387

Sampled: Aug 11, 1997  
Received: Aug 12, 1997  
Extracted: Aug 19, 1997  
Analyzed: Aug 19, 1997  
Reported: Aug 27, 1997

## TOTAL RECOVERABLE PETROLEUM HYDROCARBONS (EPA 418.1)

Laboratory Number	Sample Description Water	Sample Result mg/L (ppm)	Reporting Limit mg/L (ppm)	Dilution Factor
V7080387	Lab #6361	N.D.	1.0	1

Analytes reported as N.D. were not present at or above the reporting limit. Dilution factors are due to matrix effects and other factors.

DEL MAR ANALYTICAL, VAN NUYS (ELAP #1855)

  
Van Quach  
Laboratory Manager



# Del Mar Analytical

2852 Alton Ave., Irvine, CA 92606 (714) 261-1022 FAX (714) 261-1023  
1014 E. Cooley Dr., Suite A, Colton, CA 92324 (909) 370-4667 FAX (909) 370-4668  
16525 Sherman Way, Suite C-II, Van Nuys, CA 91406 (818) 779-1844 FAX (818) 779-1845  
2465 W. 12th St., Suite 1, Tempe, AZ 85281 (602) 968-8272 FAX (602) 968-8273

Simi Valley County Sanitary Dist.  
2929 Tapo Canyon Rd.  
Simi Valley, CA 93063  
Attention: Larry Whitney

## Method Blank

Extracted: Aug 19, 1997  
Analyzed: Aug 19, 1997  
Reported: Aug 27, 1997  
Matrix: Water

### TOTAL RECOVERABLE PETROLEUM HYDROCARBONS (EPA 418.1)

Sample Description	Sample Result mg/L (ppm)	Reporting Limit mg/L (ppm)	Dilution Factor
Method Blank	N.D.	1.0	1

Analytes reported as N.D. were not present at or above the reporting limit. Dilution factors are due to matrix effects and other factors.

DEL MAR ANALYTICAL, VAN NUYS (ELAP #1855)

  
Van Quach  
Laboratory Manager

Results pertain only to samples tested in the laboratory. This report shall not be reproduced, except in full, without written permission from Del Mar Analytical.

V7080387.SVS <6 of 9>



# Del Mar Analytical

2852 Alton Ave., Irvine, CA 92606 (714) 261-1022 FAX (714) 261-1022  
 1014 E. Cooley Dr., Suite A, Calton, CA 92324 (909) 370-4667 FAX (909) 370-1022  
 16525 Sherman Way, Suite C-II, Van Nuys, CA 91406 (818) 779-1844 FAX (818) 779-1022  
 2465 W. 12th St., Suite I, Tempe, AZ 85281 (602) 968-8272 FAX (602) 968-1022

Simi Valley County Sanitary Dist.  
 2929 Tapo Canyon Rd.  
 Simi Valley, CA 93063,  
 Attention: Larry Whitney

## Method Blank

Extracted: Aug 14, 1997  
 Analyzed: Aug 17, 1997  
 Reported: Aug 27, 1997  
 Matrix: Water

### ACID & BASE/NEUTRALS by GC/MS (EPA 625)

Analyte	Reporting Limit µg/L (ppb)	Sample Result µg/L (ppb)	Analyte	Reporting Limit µg/L (ppb)	Sample Result µg/L (ppb)
Acenaphthene.....	10	N.D.	Dimethyl phthalate.....	10	N.D.
Acenaphthylene.....	10	N.D.	4,6-Dinitro-2-methylphenol...	40	N.D.
Aniline.....	10	N.D.	2,4-Dinitrophenol.....	100	N.D.
Anthracene.....	10	N.D.	2,4-Dinitrotoluene.....	10	N.D.
Azobenzene.....	20	N.D.	2,6-Dinitrotoluene.....	10	N.D.
Benzidine.....	100	N.D.	Di-N-octyl phthalate.....	40	N.D.
Benzoic Acid.....	100	N.D.	Fluoranthene.....	10	N.D.
Benz(a)anthracene.....	10	N.D.	Fluorene.....	10	N.D.
Benzo(b)fluoranthene.....	10	N.D.	Hexachlorobenzene.....	10	N.D.
Benzo(k)fluoranthene.....	10	N.D.	Hexachlorobutadiene.....	10	N.D.
Benzo(g,h,i)perylene.....	10	N.D.	Hexachlorocyclopentadiene.....	40	N.D.
Benzo(a)pyrene.....	10	N.D.	Hexachloroethane.....	10	N.D.
Benzyl alcohol.....	20	N.D.	Indeno(1,2,3-cd)pyrene.....	20	N.D.
Bis(2-chloroethoxy)methane.....	10	N.D.	Isophorone.....	10	N.D.
Bis(2-chloroethyl)ether.....	10	N.D.	2-Methylnaphthalene.....	10	N.D.
Bis(2-chloroisopropyl)ether.....	10	N.D.	2-Methylphenol.....	10	N.D.
Bis(2-ethylhexyl)phthalate.....	20	N.D.	4-Methylphenol.....	10	N.D.
4-Bromophenyl phenyl ether.....	10	N.D.	Naphthalene.....	10	N.D.
Butyl benzyl phthalate.....	20	N.D.	2-Nitroaniline.....	20	N.D.
4-Chloroaniline.....	10	N.D.	3-Nitroaniline.....	20	N.D.
2-Chloronaphthalene.....	10	N.D.	4-Nitroaniline.....	100	N.D.
4-Chloro-3-methylphenol.....	20	N.D.	Nitrobenzene.....	40	N.D.
2-Chlorophenol.....	10	N.D.	2-Nitrophenol.....	10	N.D.
4-Chlorophenyl phenyl ether.....	10	N.D.	4-Nitrophenol.....	100	N.D.
Chrysene.....	10	N.D.	N-Nitrosodiphenylamine.....	10	N.D.
Dibenz(a,h)anthracene.....	20	N.D.	N-Nitroso-di-N-propylamine.....	10	N.D.
Dibenzofuran.....	10	N.D.	Pentachlorophenol.....	40	N.D.
Di-N-butyl phthalate.....	20	N.D.	Phenanthrene.....	10	N.D.
1,3-Dichlorobenzene.....	10	N.D.	Phenol.....	10	N.D.
1,4-Dichlorobenzene.....	10	N.D.	Pyrene.....	10	N.D.
1,2-Dichlorobenzene.....	10	N.D.	1,2,4-Trichlorobenzene.....	10	N.D.
3,3-Dichlorobenzidine.....	40	N.D.	2,4,5-Trichlorophenol.....	20	N.D.
2,4-Dichlorophenol.....	10	N.D.	2,4,6-Trichlorophenol.....	20	N.D.
Diethyl phthalate.....	10	N.D.			
2,4-Dimethylphenol.....	20	N.D.			

This analysis was subcontracted to and performed by Del Mar Analytical, Irvine -ELAP #1197.  
 Analytes reported as N.D. were not present at or above the reporting limit.

**DEL MAR ANALYTICAL, VAN NUYS (ELAP #1855)**

*Vah Quach*  
 Vah Quach  
 Laboratory Manager

Surrogate Standard Recoveries (Accept. Limits):	
2-Fluorophenol (21-100).....	24%
Phenol-d6 (10-94).....	37%
2,4,6-Tribromophenol (10-123).....	64%
Nitrobenzene-d5 (35-114).....	42%
2-Fluorobiphenyl (43-116).....	51%
Terphenyl-d14 (33-141).....	80%



# Del Mar Analytical

2852 Alton Ave., Irvine, CA 92606 (714) 261-1022 FAX (714) 261-1023  
 1014 E. Cooley Dr. Suite A, Colton, CA 92324 (909) 370-4667 FAX (909) 370-4668  
 16525 Sherman Way, Suite C-II, Van Nuys, CA 91406 (818) 779-1844 FAX (818) 779-1845  
 2465 W. 12th St., Suite 1, Tempe, AZ 85281 (602) 968-8272 FAX (602) 968-8273

Simi Valley County Sanitary Dist.  
 2929 Tapo Canyon Rd.  
 Simi Valley, CA 93063  
 Attention: Larry Whitney

## Method Blank

Extracted: Aug 18, 1997  
 Analyzed: Aug 21, 1997  
 Reported: Aug 29, 1997  
 Matrix: Water

### 1657 OP Pesticides

Analyte	Reporting Limit µg/L (ppb)	Sample Result µg/L (ppb)	Analyte	Reporting Limit µg/L (ppb)	Sample Result µg/L (ppb)
Acephate.....	0.10	N.D.	Naled.....	1.00	N.D.
Ametryn.....	0.05	N.D.	Napropamide.....	0.05	N.D.
Atraton.....	0.05	N.D.	Parathion, ethyl.....	0.02	N.D.
Atrazine.....	0.05	N.D.	Parathion, methyl.....	0.10	N.D.
Azinphosmethyl.....	0.50	N.D.	Pebulate.....	0.10	N.D.
Butachlor.....	0.05	N.D.	Phorate.....	0.02	N.D.
Butylate.....	0.10	N.D.	Phosmet.....	0.25	N.D.
Chloroprotham.....	0.02	N.D.	Profenofos.....	0.22	N.D.
Chlorpyrifos.....	0.02	N.D.	Prometon.....	0.05	N.D.
Cyanazine.....	0.05	N.D.	Prometryn.....	0.05	N.D.
Cycloate.....	0.06	N.D.	Pronamide.....	0.06	N.D.
Def.....	0.05	N.D.	Propazine.....	0.05	N.D.
Demeton-O,S.....	0.10	N.D.	Pendimethalin.....	0.02	N.D.
Diazinon.....	0.02	N.D.	Ronnel.....	0.05	N.D.
Dichlorvos.....	0.20	N.D.	Simazine.....	0.05	N.D.
Dimethoate.....	0.20	N.D.	Simetryn.....	0.10	N.D.
Diphenamid.....	0.05	N.D.	Stirophos.....	0.08	N.D.
Disulfoton.....	0.03	N.D.	Systhane.....	0.05	N.D.
Disulfoton Sulfone.....	1.00	N.D.	Terbufos.....	0.05	N.D.
Disulfoton Sulfoxide.....	1.00	N.D.	Terbutryn.....	0.05	N.D.
EPTC.....	0.10	N.D.	Thiobencarb.....	0.05	N.D.
Ethoprop.....	0.02	N.D.	Tricyclazole.....	2.50	N.D.
Fenamiphos.....	0.20	N.D.	Trifluralin.....	0.02	N.D.
Fusilade.....	0.05	N.D.	Vernolate.....	0.10	N.D.
Hexazinone.....	0.20	N.D.			
Malathion.....	0.20	N.D.			
Merphos.....	0.05	N.D.			
Metalaxyl.....	0.05	N.D.			
Methamidophos.....	0.20	N.D.			
Methidathion.....	0.50	N.D.			
Methyl Paraoxon.....	1.00	N.D.			
Metolachlor.....	0.05	N.D.			
Metribuzin.....	0.08	N.D.			
Mevinphos.....	0.50	N.D.			
Molinate.....	0.05	N.D.			

This analysis was subcontracted to and performed by APPL Inc. Laboratory, Fresno (ELAP #1312)  
 Analytes reported as N.D. were not present at or above the reporting limit.

**DEL MAR ANALYTICAL, VAN NUYS (ELAP #1855)**

*Van Quach*  
 Van Quach  
 Laboratory Manager

Surrogate Standard Recoveries (Accept. Limits):	
Tributylphosphate (60-150).....	135%
Triphenylphosphate (76-140).....	100%



# Del Mar Analytical

2852 Alton Ave., Irvine, CA 92606 (714) 261-1022 FAX (714) 261-1022  
 1014 E Cooley Dr., Suite A, Colton, CA 92324 (909) 370-4667 FAX (909) 370-1022  
 16525 Sherman Way, Suite C-11, Van Nuys, CA 91406 (818) 779-1844 FAX (818) 779-1022  
 2465 W. 12th St., Suite 1, Tempe, AZ 85281 (602) 968-8272 FAX (602) 968-1022

Simi Valley County Sanitary Dist.  
 2929 Tapo Canyon Rd.  
 Simi Valley, CA 93063  
 Attention: Larry Whitney

**Method Blank**

Extracted: Aug 18, 1997  
 Analyzed: Aug 26, 1997  
 Reported: Aug 27, 1997  
 Matrix: Water

## ORGANOCHLORINE/TRIAZINE PESTICIDES (EPA 507)

Analyte	Reporting Limit		Sample Result
	µg/L (ppb)		
Aldrin.....	0.10		N.D.
alpha-BHC.....	0.05		N.D.
beta-BHC.....	0.05		N.D.
delta-BHC.....	0.40		N.D.
gamma-BHC (Lindane).....	0.05		N.D.
Chlordane.....	0.15		N.D.
4,4'-DDD.....	0.10		N.D.
4,4'-DDE.....	0.05		N.D.
4,4'-DDT.....	0.10		N.D.
Dieldrin.....	0.10		N.D.
Endosulfan I.....	0.15		N.D.
Endosulfan II.....	0.10		N.D.
Endosulfan sulfate.....	0.75		N.D.
Endrin.....	0.10		N.D.
Endrin aldehyde.....	0.25		N.D.
Heptachlor.....	0.10		N.D.
Heptachlor epoxide.....	0.10		N.D.
Methoxychlor.....	10.0		N.D.
Toxaphene.....	0.50		N.D.
PCB-1016.....	1.00		N.D.
PCB-1221.....	1.00		N.D.
PCB-1232.....	1.00		N.D.
PCB-1242.....	1.00		N.D.
PCB-1248.....	1.00		N.D.
PCB-1254.....	1.00		N.D.
PCB-1260.....	1.00		N.D.

This analysis was subcontracted to and performed by APPL Inc. Laboratory, Fresno (ELAP #1312)  
 Analytes reported as N.D. were not present at or above the reporting limit.

**DEL MAR ANALYTICAL, VAN NUYS (ELAP #1855)**

  
 Van Quach  
 Laboratory Manager

Surrogate Standard Recoveries (Accept. Limits):	
Tributylphosphate (60-150).....	69.1%
Triphenylphosphate (76-140).....	71.6%





## MS/MSD DATA REPORT

**EPA METHOD:** 418.1  
**Matrix:** Water

**DATE:** 8/19/97

**SAMPLE #:** Blank

Analyte	R1	Sp	MS	MSD	PR1	PR2	RPD	MEAN PR
	ppm	ppm	ppm	ppm	%	%	%	%
Hydrocarbons	0	5	4.4	4.4	88%	88%	0.0%	88%

**Definition of Terms:**

- R1..... Result of Sample Analysis
- Sp..... Spike Concentration Added to Sample
- MS..... Matrix Spike Result
- MSD..... Matrix Spike Duplicate Result
- PR1..... Percent Recovery of MS;  $((MS-R1) / SP) \times 100$
- PR2..... Percent Recovery of MSD;  $((MSD-R1) / SP) \times 100$
- RPD..... Relative Percent Difference;  $((MS-MSD)/(MS+MSD)/2) \times 100$

## MS/MSD DATA REPORT

EPA METHOD: 625  
 Matrix: Water

DATE: 8/18/97  
 SAMPLE # Blank

Analyte	R1	Sp	MS	MSD	PR1	PR2	RPD	MEAN PR
	ppb	ppb	ppb	ppb	%	%	%	%
1,4-Dichlorobenzene	0	50	41	42	82%	84%	2.4%	83%
n-nitroso-di-n-propylamine	0	50	46	47	92%	94%	2.2%	93%
1,2,4-Trichlorobenzene	0	50	44	46	88%	92%	4.4%	90%
Acenaphthene	0.10	50	46	48	92%	96%	4.3%	94%
2,4-Dinitrotoluene	0	50	42	43	84%	86%	2.4%	85%
Pyrene	0.10	50	51	61	102%	122%	18%	112%
4-Chloro-3-methylphenol	0	100	89	92	89%	92%	3.3%	91%
2-Chlorophenol	0	100	90	93	90%	93%	3.3%	92%
4-Nitrophenol	0.10	100	79	81	79%	81%	2.5%	80%
Pentachlorophenol	0	100	103	111	103%	111%	7.5%	107%
Phenol	0.10	100	81	82	81%	82%	1.2%	81%

**Definition of Terms:**

- R1..... Result of Sample Analysis
- Sp..... Spike Concentration Added to Sample
- MS..... Matrix Spike Result
- MSD..... Matrix Spike Duplicate Result
- PR1..... Percent Recovery of MS; ((MS-R1) / SP) X 100
- PR2..... Percent Recovery of MSD; ((MSD-R1) / SP) X 100
- RPD..... Relative Percent Difference; ((MS-MSD)/(MS+MSD)/2) X 100

## LCS DATA REPORT

**METHOD** 625  
**Matrix:** water

**DATE:** 8/17/97


Analyte	St	R1	PR
	ng	ng	%
Phenol	50	25	50%
1,4-Dichlorobezene	50	24	48%
2-Nitrophenol	50	28	56%
2,4-Dichlorophenol	50	29	58%
Hexachlorobutadiene	50	27	54%
4-Chloro-3-Methylphenol	50	31	62%
2,4,6-Trichlorophenol	50	32	64%
Acenaphthene	50	33	66%
n-Nitrosodiphenylamine	50	32	64%
Pentachlorophenol	50	40	80%
Fluoranthene	50	37	74%
Di-n-octylphthalate	50	35	70%
Benzo(a)pyrene	50	35	70%

**Definitions of Terms:**

- St. .... Total nanograms of standard added to sample
- R1..... Standard Result
- PR..... Percent Recovery of R1;  $(R1 / St) \times 100$

**Del Mar Analytical**





August 29, 1997

Del Mar Analytical  
16525 Sherman Way Suite C11  
Van Nuys, California 91406  
Attn: Mary Ann Linsel

ARF #: 25754

Dear Ms. Linsel:

One water sample for Project Number 'V7080387' was received August 14, 1997, in good condition. Written results are being provided on this August 29, 1997, for the analyses requested. All holding times were met. Methods 508, 507 and 1657 require only one of the surrogate compounds to be within control limits. All samples, blanks and QC samples meet this criterion. No problems or complications were encountered with this sample set.

Sample Table

<u>Client ID</u>	<u>APPL ID</u>	<u>Date Sampled</u>
V7080387	54303W	08/11/97

If you have any questions or require further information, please contact us at your convenience. Thank you for choosing APPL, Inc.

Sincerely,

Mike Ray, Laboratory Director  
APPL, Inc.

MR/pc  
Enclosure  
cc: File

# Del Mar Analytical

2852 Alton Ave. Irvine, CA 92606 (714) 261-1022 FAX (714) 261-1021  
 1014 E. Cooley Dr. Suite A. Colton, CA 92324 (909) 370-4667 FAX (909) 370-4668  
 16525 Sherman Way, Suite C-II, Van Nuys, CA 91406 (818) 779-1844 FAX (818) 779-1845  
 2465 W. 12th St. Suite 1, Tempe, AZ 85281 (602) 968-8272 FAX (602) 968-8273

Simi Valley County Sanitary Dist. Client Project ID: SVSD-River  
 2929 Tapo Canyon Rd. W-12  
 Simi Valley, CA 93063 Sample Descript: Water, Lab #6361  
 Attention: Larry Whitney Lab Number: V7080387

Sampled: Aug 11, 1997  
 Received: Aug 12, 1997  
 Extracted: Aug 18, 1997  
 Analyzed: Aug 27, 1997  
 Reported: Aug 27, 1997

## ORGANOCHLORINE PESTICIDES AND PCBs by GC (EPA 508)

Analyte	Reporting Limit	Sample Result
	µg/L (ppb)	
Aldrin.....	0.050	N.D.
Benefin.....	0.10	N.D.
alpha-BHC.....	0.050	N.D.
beta-BHC.....	0.050	N.D.
delta-BHC.....	0.050	N.D.
gamma-BHC (Lindane).....	0.050	N.D.
Captan.....	0.10	N.D.
Carbophenothion.....	0.050	N.D.
Chlorothalonil.....	0.050	N.D.
Chlordane.....	0.050	N.D.
4,4'-DDD.....	0.020	N.D.
4,4'-DDE.....	0.010	N.D.
4,4'-DDT.....	0.020	N.D.
Dicofol.....	0.10	N.D.
Dieldrin.....	0.020	N.D.
Endosulfan I.....	0.020	N.D.
Endosulfan II.....	0.010	N.D.
Endosulfan sulfate.....	0.050	N.D.
Endrin.....	0.050	N.D.
Endrin aldehyde.....	0.050	N.D.
Heptachlor.....	0.010	N.D.
Heptachlor epoxide.....	0.010	N.D.
Hexachlorobenzene.....	0.050	N.D.
Methoxychlor.....	0.050	N.D.
Nitrofen.....	0.050	N.D.
Propachlor.....	0.10	N.D.
Toxaphene.....	0.50	N.D.
PCB-1016.....	0.50	N.D.
PCB-1221.....	0.50	N.D.
PCB-1232.....	0.50	N.D.
PCB-1242.....	0.50	N.D.
PCB-1248.....	0.50	N.D.
PCB-1254.....	0.50	N.D.
PCB-1260.....	0.50	N.D.

Analytes reported as N.D. were not present at or above the reporting limit.

This analysis was subcontracted to and performed by APPL Inc. Laboratory, Fresno (ELAP #1312)

**DEL MAR ANALYTICAL, VAN NUYS (ELAP #1855)**

  
 Van Quach  
 Laboratory Manager

Results pertain only to samples tested in the laboratory. This report shall not be reproduced, except in full, without written permission from Del Mar Analytical.

V7080387.SVS <2 of 9>



# Del Mar Analytical

2852 Alton Ave., Irvine, CA 92606 (714) 261-1022 FAX (714) 261-1122  
 1014 E. Cooley Dr., Suite A, Colton, CA 92324 (909) 370-4667 FAX (909) 370-1122  
 16525 Sherman Way, Suite C-II, Van Nuys, CA 91406 (818) 779-1844 FAX (818) 779-1844  
 2465 W. 12th St., Suite 1, Tempe, AZ 85281 (602) 968-8272 FAX (602) 968-1122

Simi Valley County Sanitary Dist. Client Project ID: SVSD-River  
 2929 Tapo Canyon Rd. W-12  
 Simi Valley, CA 93063 Sample Descript: Water, Lab #6361  
 Attention: Larry Whitney Lab Number: V7080387

Sampled: Aug 11, 1997  
 Received: Aug 12, 1997  
 Extracted: Aug 18, 1997  
 Analyzed: Aug 27, 1997  
 Reported: Aug 27, 1997

## ORGANOCHLORINE/TRIAZINE PESTICIDES AND PCBs by GC (EPA 507)

Analyte	Reporting Limit	Sample Result
	µg/L (ppb)	
Alachlor.....	0.50	N.D.
Atrazine.....	0.50	N.D.
Bromacil.....	0.50	N.D.
Butachlor.....	0.38	N.D.
Demeton-S.....	0.50	N.D.
Diazinon.....	0.25	N.D.
Dimethoate.....	0.50	N.D.
Disulfoton.....	0.50	N.D.
Metolachlor.....	0.50	N.D.
Metribuzin.....	0.50	N.D.
Mevinphos.....	0.50	N.D.
Molinate.....	0.50	N.D.
Prometon.....	0.50	N.D.
Prometryn.....	0.50	N.D.
Pronamide.....	0.50	N.D.
Simazine.....	0.50	N.D.
Simetryn.....	0.50	N.D.
Terbutryn.....	0.50	N.D.
Thiobencarb.....	0.50	N.D.

Analytes reported as N.D. were not present at or above the reporting limit.

This analysis was subcontracted to and performed by APPL Inc. Laboratory, Fresno (ELAP #1312)

**DEL MAR ANALYTICAL, VAN NUYS (ELAP #1855)**

  
 Van Quach  
 Laboratory Manager

Surrogate Standard Recoveries (Accept. Limits):	
Tributylphosphate (70-130).....	86.2%
Triphenylphosphate (70-130).....	76.7%



# Del Mar Analytical

2852 Alton Ave., Irvine, CA 92606 (714) 261-1022 FAX (714) 251-1022  
 1014 E. Cooley Dr., Suite A, Colton, CA 92324 (909) 370-4667 FAX (909) 370-1022  
 16525 Sherman Way, Suite C-11, Van Nuys, CA 91406 (818) 779-1844 FAX (818) 779-1022  
 2465 W. 12th St., Suite I, Tempe, AZ 85281 (602) 968-8272 FAX (602) 968-1022

Simi Valley County Sanitary Dist. Client Project ID: SVSD-River  
 2929 Tapo Canyon Rd. W-12  
 Simi Valley, CA 93063 Sample Descript: Water, Lab #6361  
 Attention: Larry Whitney Lab Number: V7080387

Sampled: Aug 11, 1997  
 Received: Aug 12, 1997  
 Extracted: Aug 18, 1997  
 Analyzed: Aug 21, 1997  
 Reported: Aug 29, 1997

## 1657 OP Pesticides

Analyte	Reporting Limit µg/L (ppb)	Sample Result µg/L (ppb)	Analyte	Reporting Limit µg/L (ppb)	Sample Result µg/L (ppb)
Acephate.....	0.10	N.D.	Naled.....	1.0	N.D.
Ametryn.....	0.05	N.D.	Napropamide.....	0.05	N.D.
Atraton.....	0.05	N.D.	Parathion, ethyl.....	0.02	N.D.
Atrazine.....	0.05	N.D.	Parathion, methyl.....	0.10	N.D.
Azinphosmethyl.....	0.50	N.D.	Pebulate.....	0.10	N.D.
Butachlor.....	0.05	N.D.	Phorate.....	0.02	N.D.
Butylate.....	0.10	N.D.	Phosmet.....	0.25	N.D.
Chloroprotham.....	0.02	N.D.	Profenofos.....	0.22	N.D.
Chlorpyrifos.....	0.02	N.D.	Prometon.....	0.05	N.D.
Cyanazine.....	0.05	N.D.	Prometryn.....	0.05	N.D.
Cycloate.....	0.06	N.D.	Pronamide.....	0.06	N.D.
Def.....	0.05	N.D.	Propazine.....	0.05	N.D.
Demeton-O,S.....	0.10	N.D.	Pendimethalin.....	0.02	N.D.
<b>Diazinon.....</b>	<b>0.020</b>	<b>0.040</b>	Ronnel.....	0.05	N.D.
Dichlorvos.....	0.20	N.D.	Simazine.....	0.05	N.D.
Dimethoate.....	0.20	N.D.	Simetryn.....	0.10	N.D.
Diphenamid.....	0.05	N.D.	Stirophos.....	0.08	N.D.
Disulfoton.....	0.03	N.D.	Systhane.....	0.05	N.D.
Disulfoton Sulfone.....	1.0	N.D.	Terbufos.....	0.05	N.D.
Disulfoton Sulfoxide.....	1.0	N.D.	Terbutryn.....	0.05	N.D.
EPTC.....	0.10	N.D.	Thiobencarb.....	0.05	N.D.
Ethoprop.....	0.02	N.D.	Tricyclazole.....	2.50	N.D.
Fenamiphos.....	0.20	N.D.	Trifluralin.....	0.02	N.D.
Fusilade.....	0.05	N.D.	Vernolate.....	0.10	N.D.
Hexazinone.....	0.20	N.D.			
Malathion.....	0.20	N.D.			
Merphos.....	0.05	N.D.			
Metalaxyl.....	0.05	N.D.			
Methamidophos.....	0.20	N.D.			
Methidathion.....	0.50	N.D.			
Methyl Paraoxon.....	1.0	N.D.			
<b>Metolachlor.....</b>	<b>0.050</b>	<b>0.13</b>			
Metribuzin.....	0.08	N.D.			
Mevinphos.....	0.50	N.D.			
<b>Molinate.....</b>	<b>0.050</b>	<b>0.14</b>			

This analysis was subcontracted to and performed by APPL Inc. Laboratory, Fresno (ELAP #1312)  
 Analytes reported as N.D. were not present at or above the reporting limit.

**DEL MAR ANALYTICAL, VAN NUYS (ELAP #1855)**

*Van Quach*  
 Van Quach  
 Laboratory Manager

Surrogate Standard Recoveries (Accept. Limits):	
Tributylphosphate (60-150).....	135%
Triphenylphosphate (76-140).....	100%



# Del Mar Analytical

2852 Alton Ave., Irvine, CA 92606 (714) 261-1022 FAX (714) 261-1022  
 1014 E. Cooley Dr. Suite A. Colton, CA 92324 (909) 370-4667 FAX (909) 370-1022  
 16525 Sherman Way, Suite C-II, Van Nuys, CA 91406 (818) 779-1844 FAX (818) 779-1022  
 2465 W. 12th St., Suite 1, Tempe, AZ 85281 (602) 968-8272 FAX (602) 968-1022

Simi Valley County Sanitary Dist. Client Project ID: SVSD-River  
 2929 Tapo Canyon Rd. W-12  
 Simi Valley, CA 93063  
 Attention: Larry Whitney

Sample Descript: Water, Lab #6361  
 Lab Number: V7080387

Sampled: Aug 11, 1997  
 Received: Aug 12, 1997  
 Extracted: Aug 14, 1997  
 Analyzed: Aug 17, 1997  
 Reported: Aug 27, 1997

## ACID & BASE/NEUTRALS by GC/MS (EPA 625)

Analyte	Reporting Limit µg/L (ppb)	Sample Result µg/L (ppb)	Analyte	Reporting Limit µg/L (ppb)	Sample Result µg/L (ppb)
Acenaphthene.....	10	N.D.	Dimethyl phthalate.....	10	N.D.
Acenaphthylene.....	10	N.D.	4,6-Dinitro-2-methylphenol...	40	N.D.
Aniline.....	10	N.D.	2,4-Dinitrophenol.....	100	N.D.
Anthracene.....	10	N.D.	2,4-Dinitrotoluene.....	10	N.D.
Azobenzene.....	20	N.D.	2,6-Dinitrotoluene.....	10	N.D.
Benzidine.....	100	N.D.	Di-N-octyl phthalate.....	40	N.D.
Benzoic Acid.....	100	N.D.	Fluoranthene.....	10	N.D.
Benz(a)anthracene.....	10	N.D.	Fluorene.....	10	N.D.
Benzo(b)fluoranthene.....	10	N.D.	Hexachlorobenzene.....	10	N.D.
Benzo(k)fluoranthene.....	10	N.D.	Hexachlorobutadiene.....	10	N.D.
Benzo(g,h,i)perylene.....	10	N.D.	Hexachlorocyclopentadiene.....	40	N.D.
Benzo(a)pyrene.....	10	N.D.	Hexachloroethane.....	10	N.D.
Benzyl alcohol.....	20	N.D.	Indeno(1,2,3-cd)pyrene.....	20	N.D.
Bis(2-chloroethoxy)methane.....	10	N.D.	Isophorone.....	10	N.D.
Bis(2-chloroethyl)ether.....	10	N.D.	2-Methylnaphthalene.....	10	N.D.
Bis(2-chloroisopropyl)ether.....	10	N.D.	2-Methylphenol.....	10	N.D.
Bis(2-ethylhexyl)phthalate.....	20	N.D.	4-Methylphenol.....	10	N.D.
4-Bromophenyl phenyl ether.....	10	N.D.	Naphthalene.....	10	N.D.
Butyl benzyl phthalate.....	20	N.D.	2-Nitroaniline.....	20	N.D.
4-Chloroaniline.....	10	N.D.	3-Nitroaniline.....	20	N.D.
2-Chloronaphthalene.....	10	N.D.	4-Nitroaniline.....	100	N.D.
4-Chloro-3-methylphenol.....	20	N.D.	Nitrobenzene.....	40	N.D.
2-Chlorophenol.....	10	N.D.	2-Nitrophenol.....	10	N.D.
4-Chlorophenyl phenyl ether.....	10	N.D.	4-Nitrophenol.....	100	N.D.
Chrysene.....	10	N.D.	N-Nitrosodiphenylamine.....	10	N.D.
Dibenz(a,h)anthracene.....	20	N.D.	N-Nitroso-di-N-propylamine.....	10	N.D.
Dibenzofuran.....	10	N.D.	Pentachlorophenol.....	40	N.D.
Di-N-butyl phthalate.....	20	N.D.	Phenanthrene.....	10	N.D.
1,3-Dichlorobenzene.....	10	N.D.	Phenol.....	10	N.D.
1,4-Dichlorobenzene.....	10	N.D.	Pyrene.....	10	N.D.
1,2-Dichlorobenzene.....	10	N.D.	1,2,4-Trichlorobenzene.....	10	N.D.
3,3-Dichlorobenzidine.....	40	N.D.	2,4,5-Trichlorophenol.....	20	N.D.
2,4-Dichlorophenol.....	10	N.D.	2,4,6-Trichlorophenol.....	20	N.D.
Diethyl phthalate.....	10	N.D.			
2,4-Dimethylphenol.....	20	N.D.			

This analysis was subcontracted to and performed by Del Mar Analytical, Irvine - ELAP #1197,  
 Analytes reported as N.D. were not present at or above the reporting limit.

**DEL MAR ANALYTICAL, VAN NUYS (ELAP #1855)**

*Van Quach*  
 Van Quach  
 Laboratory Manager

Surrogate Standard Recoveries (Accept. Limits):	
2-Fluorophenol (21-100).....	90%
Phenol-d6 (10-94).....	83%
2,4,6-Tribromophenol (10-123).....	106%
Nitrobenzene-d5 (35-114).....	87%
2-Fluorobiphenyl (43-116).....	90%
Terphenyl-d14 (33-141).....	101%





'A 508 Specialty OCL & PCB

Del Mar Analytical  
16525 Sherman Way, Ste C-11  
Van Nuys, CA 91406

APPL Inc.  
4203 West Swift Avenue  
Fresno, CA 93722

Attn: Mary Ann Linsel

Sample ID: V7080387

APPL ID: AP54303

Sample Collection Date: 8/11/97

ARF: 25754

Method	Analyte	Result	PQL	Units	Extraction Date	Analysis Date
EPA 508	Alachlor	Not detected	0.10	ug/L	8/18/97	8/23/97
EPA 508	Aldrin	Not detected	0.05	ug/L	8/18/97	8/23/97
EPA 508	Benefin	Not detected	0.10	ug/L	8/18/97	8/23/97
EPA 508	a-BHC	Not detected	0.05	ug/L	8/18/97	8/23/97
EPA 508	b-BHC	Not detected	0.05	ug/L	8/18/97	8/23/97
EPA 508	d-BHC	Not detected	0.05	ug/L	8/18/97	8/23/97
EPA 508	Captan	Not detected	0.10	ug/L	8/18/97	8/23/97
EPA 508	Carbophenothion	Not detected	0.05	ug/L	8/18/97	8/23/97
EPA 508	Chlordane	Not detected	0.05	ug/L	8/18/97	8/23/97
EPA 508	Chlorothalonil	Not detected	0.05	ug/L	8/18/97	8/23/97
EPA 508	2,4-DDD	Not detected	0.05	ug/L	8/18/97	8/23/97
EPA 508	2,4-DDE	Not detected	0.05	ug/L	8/18/97	8/23/97
EPA 508	4,4'-DDE	Not detected	0.01	ug/L	8/18/97	8/23/97
EPA 508	2,4-DDT	Not detected	0.02	ug/L	8/18/97	8/23/97
EPA 508	4,4'-DDT	Not detected	0.02	ug/L	8/18/97	8/23/97
EPA 508	Dicofol	Not detected	0.10	ug/L	8/18/97	8/23/97
EPA 508	Dieldrin	Not detected	0.02	ug/L	8/18/97	8/23/97
EPA 508	DMPA	Not detected	0.10	ug/L	8/18/97	8/23/97
EPA 508	Endosulfan I	Not detected	0.02	ug/L	8/18/97	8/23/97
EPA 508	Endosulfan II	Not detected	0.01	ug/L	8/18/97	8/23/97
EPA 508	Endosulfan sulfate	Not detected	0.05	ug/L	8/18/97	8/23/97
EPA 508	Endrin	Not detected	0.05	ug/L	8/18/97	8/23/97
EPA 508	Endrin aldehyde	Not detected	0.05	ug/L	8/18/97	8/23/97
EPA 508	Endrin ketone	Not detected	0.05	ug/L	8/18/97	8/23/97
EPA 508	g-BHC (Lindane)	Not detected	0.05	ug/L	8/18/97	8/23/97
EPA 508	Heptachlor	Not detected	0.01	ug/L	8/18/97	8/23/97
EPA 508	Heptachlor epoxide	Not detected	0.01	ug/L	8/18/97	8/23/97
EPA 508	Hexachlorobenzene	Not detected	0.05	ug/L	8/18/97	8/23/97
EPA 508	Methoxychlor	Not detected	0.05	ug/L	8/18/97	8/23/97
EPA 508	Nitrofen	Not detected	0.05	ug/L	8/18/97	8/23/97
EPA 508	PCB-1016	Not detected	0.50	ug/L	8/18/97	8/23/97
EPA 508	PCB-1221	Not detected	0.50	ug/L	8/18/97	8/23/97
EPA 508	PCB-1232	Not detected	0.50	ug/L	8/18/97	8/23/97
EPA 508	PCB-1242	Not detected	0.50	ug/L	8/18/97	8/23/97

Run #:	821058
Instrument:	EE002
Sequence:	970821
Initials:	<i>[Signature]</i>
Printed: 8/25/97 11:03:35 AM	

'A 508 Specialty OCL & PCB

Del Mar Analytical  
16525 Sherman Way, Ste C-11  
Van Nuys, CA 91406

APPL Inc.  
4203 West Swift Avenue  
Fresno, CA 93722

Attn: Mary Ann Linsel

Sample ID: V7080387

Sample Collection Date: 8/11/97

APPL ID: AP54303

ARF: 25754

Method	Analyte	Result	PQL	Units	Extraction Date	Analysis Date
EPA 508	PCB-1248	Not detected	0.50	ug/L	8/18/97	8/23/97
EPA 508	PCB-1254	Not detected	0.50	ug/L	8/18/97	8/23/97
EPA 508	PCB-1260	Not detected	0.50	ug/L	8/18/97	8/23/97
EPA 508	PCNB	Not detected	0.05	ug/L	8/18/97	8/23/97
EPA 508	Propachlor	Not detected	0.10	ug/L	8/18/97	8/23/97
EPA 508	4,4'-TDE/DDD	Not detected	0.02	ug/L	8/18/97	8/23/97
EPA 508	Toxaphene	Not detected	0.50	ug/L	8/18/97	8/23/97
EPA 508	Surrogate: DECA-PCB	86.0	70-130	%	8/18/97	8/23/97
EPA 508	Surrogate: Dibutylchloroendate	64.1	70-130	%	8/18/97	8/23/97
EPA 508	Surrogate: 2,4,5,6-Tetrachloro-	65.6	70-130	%	8/18/97	8/23/97

Run #: 821050  
Instrument: EC002  
Sequence: 970821  
Initials: MS  
Printed: 8/25/97 11:03:35 AM

A 507 OP/Triazine Pesticide

Del Mar Analytical  
16525 Sherman Way, Ste C-11  
Van Nuys, CA 91406

APPL Inc.  
4203 West Swift Avenue  
Fresno, CA 93722

Attn: Mary Ann Linsel

Sample ID: V7080387

APPL ID: AP54303

Sample Collection Date: 8/11/97

ARF: 25754

Method	Analyte	Result	PQL	Units	Extraction Date	Analysis Date
EPA 507	Alachlor	Not detected	0.5	ug/L	8/18/97	8/26/97
EPA 507	Atrazine	Not detected	0.5	ug/L	8/18/97	8/26/97
EPA 507	Bromacil	Not detected	0.5	ug/L	8/18/97	8/26/97
EPA 507	Butachlor	Not detected	0.38	ug/L	8/18/97	8/26/97
EPA 507	Demeton-S	Not detected	0.5	ug/L	8/18/97	8/26/97
EPA 507	Diazinon	Not detected	0.25	ug/L	8/18/97	8/26/97
EPA 507	Dimethoate	Not detected	0.5	ug/L	8/18/97	8/26/97
EPA 507	Disulfoton	Not detected	0.5	ug/L	8/18/97	8/26/97
EPA 507	Metolachlor	Not detected	0.5	ug/L	8/18/97	8/26/97
EPA 507	Metribuzin	Not detected	0.5	ug/L	8/18/97	8/26/97
EPA 507	Mevinphos	Not detected	0.5	ug/L	8/18/97	8/26/97
EPA 507	Molinate	Not detected	0.5	ug/L	8/18/97	8/26/97
EPA 507	Prometon	Not detected	0.5	ug/L	8/18/97	8/26/97
EPA 507	Prometryn	Not detected	0.5	ug/L	8/18/97	8/26/97
EPA 507	Pronamide	Not detected	0.5	ug/L	8/18/97	8/26/97
EPA 507	Simazine	Not detected	0.5	ug/L	8/18/97	8/26/97
EPA 507	Simetryn	Not detected	0.5	ug/L	8/18/97	8/26/97
EPA 507	Terbutryn	Not detected	0.5	ug/L	8/18/97	8/26/97
EPA 507	Thiobencarb	Not detected	0.5	ug/L	8/18/97	8/26/97
EPA 507	Surrogate: Tributylphosphate	71.7	70-130	%	8/18/97	8/26/97
EPA 507	Surrogate: Triphenylphosphate	69.8	70-130	%	8/18/97	8/26/97

Run #:	94
Instrument:	NPD03
Sequence:	970824
Initials:	JLH
Printed:	8/27/97 11:47:39 AM

# 1657 OP Pesticides

Del Mar Analytical  
16525 Sherman Way, Ste C-11  
Van Nuys, CA 91406

APPL Inc.  
4203 West Swift Avenue  
Fresno, CA 93722

Attn: Mary Ann Linsel

Sample ID: V7080387

Sample Collection Date: 8/11/97

APPL ID: AP54303

ARF: 25754

Method	Analyte	Result	PQL	Units	Extraction Date	Analysis Date
1657	Acephate **	Not detected	0.10	ug/L	8/18/97	8/21/97
1657	Ametryn **	Not detected	0.05	ug/L	8/18/97	8/21/97
1657	Atraton **	Not detected	0.05	ug/L	8/18/97	8/21/97
1657	Atrazine **	Not detected	0.05	ug/L	8/18/97	8/21/97
1657	Azinphosmethyl *	Not detected	0.5	ug/L	8/18/97	8/21/97
1657	Butachlor ***	Not detected	0.05	ug/L	8/18/97	8/21/97
1657	Butylate **	Not detected	0.10	ug/L	8/18/97	8/21/97
1657	Chloroprotham **	Not detected	0.02	ug/L	8/18/97	8/21/97
1657	Chlorpyrifos *	Not detected	0.02	ug/L	8/18/97	8/21/97
1657	Cyanazine **	Not detected	0.05	ug/L	8/18/97	8/21/97
1657	Cycloate ***	Not detected	0.06	ug/L	8/18/97	8/21/97
1657	Def *	Not detected	0.05	ug/L	8/18/97	8/21/97
1657	Demeton-O,S	Not detected	0.10	ug/L	8/18/97	8/21/97
1657	Diazinon *	0.04	0.02	ug/L	8/18/97	8/21/97
1657	Dichlorvos	Not detected	0.20	ug/L	8/18/97	8/21/97
1657	Dimethoate *	0.17	0.20	ug/L	8/18/97	8/21/97
1657	Diphenamid **	Not detected	0.05	ug/L	8/18/97	8/21/97
1657	Disulfoton	Not detected	0.03	ug/L	8/18/97	8/21/97
1657	Disulfoton Sulfone ***	Not detected	1.0	ug/L	8/18/97	8/21/97
1657	Disulfoton Sulfoxide **	Not detected	1.0	ug/L	8/18/97	8/21/97
1657	EPTC (Ethylidipropythiocarba	Not detected	0.10	ug/L	8/18/97	8/21/97
1657	Ethoprop *	Not detected	0.02	ug/L	8/18/97	8/21/97
1657	Fenamiphos ***	Not detected	0.20	ug/L	8/18/97	8/21/97
1657	Fusilade **	Not detected	0.05	ug/L	8/18/97	8/21/97
1657	Hexazinone ***	Not detected	0.20	ug/L	8/18/97	8/21/97
1657	Malathion	Not detected	0.20	ug/L	8/18/97	8/21/97
1657	Merphos	Not detected	0.05	ug/L	8/18/97	8/21/97
1657	Metalaxyl ***	Not detected	0.05	ug/L	8/18/97	8/21/97
1657	Methamidophos ***	Not detected	0.20	ug/L	8/18/97	8/21/97
1657	Methidathion **	Not detected	0.50	ug/L	8/18/97	8/21/97
1657	Methyl Paraoxon ***	Not detected	1.0	ug/L	8/18/97	8/21/97
1657	Metolachlor ***	0.13	0.05	ug/L	8/18/97	8/21/97
1657	Metribuzin ***	Not detected	0.08	ug/L	8/18/97	8/21/97
1657	Mevinphos *	Not detected	0.5	ug/L	8/18/97	8/21/97

\*\*\* 111 \*\* 82 \* 38  
 NPDD2 NPDD2 NPDD2  
 970820 970820 970825  
 dxl dxl dxl

Run #:	26
Instrument:	NPDD2
Sequence:	970820
Initials:	dxl
Printed: 8/28/97 2:45:24 PM	

# 1657 OP Pesticides

Del Mar Analytical  
16525 Sherman Way, Ste C-11  
Van Nuys, CA 91406

APPL Inc.  
4203 West Swift Avenue  
Fresno, CA 93722

Attn: Mary Ann Linsel

Sample ID: V7080387

APPL ID: AP54303

Sample Collection Date: 8/11/97

ARF: 25754

Method	Analyte	Result	PQL	Units	Extraction Date	Analysis Date
1657	Molinate **	0.14	0.05	ug/L	8/18/97	8/21/97
1657	Naled *	Not detected	1.0	ug/L	8/18/97	8/21/97
1657	Napropamide **	Not detected	0.05	ug/L	8/18/97	8/21/97
1657	Parathion, ethyl	Not detected	0.02	ug/L	8/18/97	8/21/97
1657	Parathion, methyl *	Not detected	0.10	ug/L	8/18/97	8/21/97
1657	Pebulate ***	Not detected	0.10	ug/L	8/18/97	8/21/97
1657	Phorate *	Not detected	0.02	ug/L	8/18/97	8/21/97
1657	Phosmet ***	Not detected	0.25	ug/L	8/18/97	8/21/97
1657	Profenofos ***	Not detected	0.22	ug/L	8/18/97	8/21/97
1657	Prometon ***	Not detected	0.05	ug/L	8/18/97	8/21/97
1657	Prometryn ***	Not detected	0.05	ug/L	8/18/97	8/21/97
1657	Pronamide ***	Not detected	0.06	ug/L	8/18/97	8/21/97
1657	Propazine ***	Not detected	0.05	ug/L	8/18/97	8/21/97
1657	Prowl (Pendimethalin) *	Not detected	0.02	ug/L	8/18/97	8/21/97
1657	Ronnel	Not detected	0.05	ug/L	8/18/97	8/21/97
1657	Simazine **	Not detected	0.05	ug/L	8/18/97	8/21/97
1657	Simetryn ***	Not detected	0.10	ug/L	8/18/97	8/21/97
1657	Stirophos	Not detected	0.08	ug/L	8/18/97	8/21/97
1657	Sythane **	Not detected	0.05	ug/L	8/18/97	8/21/97
1657	Terbufos **	Not detected	0.05	ug/L	8/18/97	8/21/97
1657	Terbutryn **	Not detected	0.05	ug/L	8/18/97	8/21/97
1657	Thiobencarb ***	Not detected	0.05	ug/L	8/18/97	8/21/97
1657	Tricyclazole ***	Not detected	2.5	ug/L	8/18/97	8/21/97
1657	Trifluralin *	Not detected	0.02	ug/L	8/18/97	8/21/97
1657	Vernolate **	Not detected	0.10	ug/L	8/18/97	8/21/97
1657	Surrogate: Tributylphosphate *	135	60-150	%	8/18/97	8/21/97
1657	Surrogate: Triphenylphosphate	100	76-140	%	8/18/97	8/21/97

\*\*\* 111 \*\* 82 \* 38  
 NP002 NP002 NP002  
 970820 970820 970825  
 Jxd Jxd Jxd

Run #:	26
Instrument:	NP002
Sequence:	970820
Initials:	Jxd
Printed: 8/28/97 2:45:25 PM	

PA 508 Specialty OCL & PCB

Del Mar Analytical  
16525 Sherman Way, Ste C-11  
Van Nuys, CA 91406

APPL Inc.  
4203 West Swift Avenue  
Fresno, CA 93722

Attn: Mary Ann Linsel

Blank Name/QCG: 970818-4387

Batch ID: S508-4387

ARF: 25754

Sample Type	Method	Analyte	Result	PQL	Units	Extraction Date	Analysis Date
BLANK	EPA 508	Alachlor	Not detected	0.10	ug/L	08/18/97	08/22/97
BLANK	EPA 508	Aldrin	Not detected	0.05	ug/L	08/18/97	08/22/97
BLANK	EPA 508	Benefin	Not detected	0.10	ug/L	08/18/97	08/22/97
BLANK	EPA 508	a-BHC	Not detected	0.05	ug/L	08/18/97	08/22/97
BLANK	EPA 508	b-BHC	Not detected	0.05	ug/L	08/18/97	08/22/97
BLANK	EPA 508	d-BHC	Not detected	0.05	ug/L	08/18/97	08/22/97
BLANK	EPA 508	Captan	Not detected	0.10	ug/L	08/18/97	08/22/97
BLANK	EPA 508	Carbophenothion	Not detected	0.05	ug/L	08/18/97	08/22/97
BLANK	EPA 508	Chlordane	Not detected	0.05	ug/L	08/18/97	08/22/97
BLANK	EPA 508	Chlorothalonil	Not detected	0.05	ug/L	08/18/97	08/22/97
BLANK	EPA 508	2,4-DDD	Not detected	0.05	ug/L	08/18/97	08/22/97
BLANK	EPA 508	2,4-DDE	Not detected	0.05	ug/L	08/18/97	08/22/97
BLANK	EPA 508	4,4'-DDE	Not detected	0.01	ug/L	08/18/97	08/22/97
BLANK	EPA 508	2,4-DDT	Not detected	0.02	ug/L	08/18/97	08/22/97
BLANK	EPA 508	4,4'-DDT	Not detected	0.02	ug/L	08/18/97	08/22/97
BLANK	EPA 508	Dicofol	Not detected	0.10	ug/L	08/18/97	08/22/97
BLANK	EPA 508	Dieldrin	Not detected	0.02	ug/L	08/18/97	08/22/97
BLANK	EPA 508	DMPA	Not detected	0.10	ug/L	08/18/97	08/22/97
BLANK	EPA 508	Endosulfan I	Not detected	0.02	ug/L	08/18/97	08/22/97
BLANK	EPA 508	Endosulfan II	Not detected	0.01	ug/L	08/18/97	08/22/97
BLANK	EPA 508	Endosulfan sulfate	Not detected	0.05	ug/L	08/18/97	08/22/97
BLANK	EPA 508	Endrin	Not detected	0.05	ug/L	08/18/97	08/22/97
BLANK	EPA 508	Endrin aldehyde	Not detected	0.05	ug/L	08/18/97	08/22/97
BLANK	EPA 508	Endrin ketone	Not detected	0.05	ug/L	08/18/97	08/22/97
BLANK	EPA 508	g-BHC (Lindane)	Not detected	0.05	ug/L	08/18/97	08/22/97
BLANK	EPA 508	Heptachlor	Not detected	0.01	ug/L	08/18/97	08/22/97
BLANK	EPA 508	Heptachlor epoxide	Not detected	0.01	ug/L	08/18/97	08/22/97
BLANK	EPA 508	Hexachlorobenzene	Not detected	0.05	ug/L	08/18/97	08/22/97
BLANK	EPA 508	Methoxychlor	Not detected	0.05	ug/L	08/18/97	08/22/97
BLANK	EPA 508	Nitrofen	Not detected	0.05	ug/L	08/18/97	08/22/97
BLANK	EPA 508	PCB-1016	Not detected	0.50	ug/L	08/18/97	08/22/97
BLANK	EPA 508	PCB-1221	Not detected	0.50	ug/L	08/18/97	08/22/97
BLANK	EPA 508	PCB-1232	Not detected	0.50	ug/L	08/18/97	08/22/97
BLANK	EPA 508	PCB-1242	Not detected	0.50	ug/L	08/18/97	08/22/97

Run #:	821042
Instrument:	ELC002
Sequence:	970824
Initials:	<i>[Signature]</i>
Printed:	8/25/97 11:29:20 AM

'A 508 Specialty OCL & PCB'


Del Mar Analytical  
16525 Sherman Way, Ste C-11  
Van Nuys, CA 91406

APPL Inc.  
4203 West Swift Avenue  
Fresno, CA 93722

Attn: Mary Ann Linsel

Blank Name/QCG: 970818-4387  
Batch ID: S508-4387  
ARF: 25754

Sample Type	Method	Analyte	Result	PQL	Units	Extraction Date	Analysis Date
BLANK	EPA 508	PCB-1248	Not detected	0.50	ug/L	08/18/97	08/22/97
BLANK	EPA 508	PCB-1254	Not detected	0.50	ug/L	08/18/97	08/22/97
BLANK	EPA 508	PCB-1260	Not detected	0.50	ug/L	08/18/97	08/22/97
BLANK	EPA 508	PCNB	Not detected	0.05	ug/L	08/18/97	08/22/97
BLANK	EPA 508	Propachlor	Not detected	0.10	ug/L	08/18/97	08/22/97
BLANK	EPA 508	4,4'-TDE/ODD	Not detected	0.02	ug/L	08/18/97	08/22/97
BLANK	EPA 508	Toxaphene	Not detected	0.50	ug/L	08/18/97	08/22/97
BLANK	EPA 508	Surrogate: DECA-PCB	84.3	70-130	%	08/18/97	08/22/97
BLANK	EPA 508	Surrogate: Dibutylchloren	70.7	70-130	%	08/18/97	08/22/97
BLANK	EPA 508	Surrogate: 2,4,5,6-Tetrac	57.6	70-130	%	08/18/97	08/22/97

Run #:	821043
Instrument:	EC902
Sequence:	970821
Initials:	
Printed: 8/25/97 11:29:21 AM	

# Matrix / Control Spike Recoveries

## METHOD 508

APPL, Inc.  
4203 West Swift Avenue  
Fresno, CA 93722

EPA Method #: 508  
APPL Sample #: 970818W LCS/LCSD  
Date/Initials: 8/26/97 SD  
Matrix Type: Water  
Units: ug/L

Compound Name (See Below)	Spike Level	Matrix Results	SPK Results	SPK% Recovery	DUP Results	DUP% Recovery	%RPD (see below)	QC Recovery	Limits RPD
a-BHC	0.100	0	0.0611	61.1%	0.0670	67.0%	9.2%	47-126	NE
b-BHC	0.100	0	0.0860	86.0%	0.0907	90.7%	5.3%	58-129	NE
Lindane	0.100	0	0.0807	80.7%	0.0783	78.3%	3.0%	61-123	18
d-BHC *	0.0055	0	0.0059	107%	0.0036	65.5%	48.4%	63-123	NE
Heptachlor	0.100	0	0.0528	52.8%	0.0659	65.9%	22.1%	31-138	23
Aldrin	0.100	0	0.0414	41.4%	0.0589	58.9%	34.9%	13-127	35
Heptachlor epoxide	0.100	0	0.0789	78.9%	0.0856	85.6%	8.1%	55-125	NE
g-Chlordane	0.100	0	0.0703	70.3%	0.0784	78.4%	10.9%	30-134	NE
a-Chlordane *	0.202	0	0.159	78.7%	0.171	84.7%	7.3%	52-125	NE
p,p'-DDE	0.100	0	0.0688	68.8%	0.0765	76.5%	10.6%	41-125	NE
a-Endosulfan *	0.200	0	0.147	73.5%	0.163	81.5%	10.3%	45-149	NE
b-Endosulfan *	0.213	0	0.167	78.4%	0.177	83.1%	5.8%	32-132	NE
Dieldrin	0.100	0	0.0726	72.6%	0.0787	78.7%	8.1%	50-123	17
Endrin	0.100	0	0.0805	80.5%	0.0872	87.2%	8.0%	68-125	22
p,p'-DDD *	0.204	0	0.150	73.5%	0.162	79.4%	7.7%	37-131	NE
Endrin aldehyde	0.100	0	0.0854	85.4%	0.0918	91.8%	7.2%	47-123	NE
p,p'-DDT	0.100	0	0.0730	73.0%	0.0780	78.0%	6.6%	47-145	22
Endosulfan sulfate	0.100	0	0.0847	84.7%	0.0871	87.1%	2.8%	63-124	NE
Endrin ketone *	0.215	0	0.179	83.3%	0.190	88.4%	6.0%	54-144	NE
Methoxychlor *	0.172	0	0.202	117%	0.214	124%	5.8%	53-160	NE
AR # 1016	2.50	0	1.57	62.8%	1.59	63.6%	1.3%	NE	NE
AR# 1260	2.50	0	1.94	77.6%	1.95	78.0%	0.51%	NE	NE

Surrogate	Spike Level	Matrix Results	SPK Results	SPK% Recovery	DUP Results	DUP% Recovery	QC Limits
CMX	0.100	*****	0.042	41.7%	0.055	131%	70-130
BC	0.100	*****	0.064	63.5%	0.070	110%	70-130
Deca PCB	0.100	*****	0.098	97.5%	0.101	104%	70-130

PESTICIDES	
SPK	DUP
Extraction Date:	8/18/97
Analysis Date:	8/22/97
Analysis Time:	7:33 PM
Instrument:	ECD02A
Column:	RTX-5
Sample/Vial #:	43
Extraction Ratio:	5/1000
Dilution Factor:	1

AROCLORS	
SPK	DUP
Extraction Date:	8/12/97
Analysis Date:	8/22/97
Analysis Time:	8:53 PM
Instrument:	ECD02A
Column:	RTX-5
Sample/Vial #:	45
Extraction Ratio:	5/1000
Dilution Factor:	1

Comments: \*Spike level calculated from injection of ( 508 spike mix 4/15/97) on ECD02 8/25/97.

Limits established 03-25-96 to 11-11-96, RPD 10-19-94 to 7-27-95



FA 507 OP/ Atrazine Pesticide

Del Mar Analytical  
 16525 Sherman Way, Ste C-11  
 Van Nuys, CA 91406

APPL Inc.  
 4203 West Swift Avenue  
 Fresno, CA 93722

Attn: Mary Ann Linsel

Blank Name/QCG: 970818-4445  
 Batch ID: \$507-970818  
 ARF: 25754

Sample Type	Method	Analyte	Result	PQL	Units	Extraction Date	Analysis Date
BLANK	EPA 507	Alachlor	Not detected	0.5	ug/L	08/18/97	08/26/97
BLANK	EPA 507	Atrazine	Not detected	0.5	ug/L	08/18/97	08/26/97
BLANK	EPA 507	Bromacil	Not detected	0.5	ug/L	08/18/97	08/26/97
BLANK	EPA 507	Butachlor	Not detected	0.38	ug/L	08/18/97	08/26/97
BLANK	EPA 507	Demeton-S	Not detected	0.5	ug/L	08/18/97	08/26/97
BLANK	EPA 507	Diazinon	Not detected	0.25	ug/L	08/18/97	08/26/97
BLANK	EPA 507	Dimethoate	Not detected	0.5	ug/L	08/18/97	08/26/97
BLANK	EPA 507	Disulfoton	Not detected	0.5	ug/L	08/18/97	08/26/97
BLANK	EPA 507	Metolachlor	Not detected	0.5	ug/L	08/18/97	08/26/97
BLANK	EPA 507	Metribuzin	Not detected	0.5	ug/L	08/18/97	08/26/97
BLANK	EPA 507	Mevinphos	Not detected	0.5	ug/L	08/18/97	08/26/97
BLANK	EPA 507	Molinate	Not detected	0.5	ug/L	08/18/97	08/26/97
BLANK	EPA 507	Prometon	Not detected	0.5	ug/L	08/18/97	08/26/97
BLANK	EPA 507	Prometryn	Not detected	0.5	ug/L	08/18/97	08/26/97
BLANK	EPA 507	Pronamide	Not detected	0.5	ug/L	08/18/97	08/26/97
BLANK	EPA 507	Simazine	Not detected	0.5	ug/L	08/18/97	08/26/97
BLANK	EPA 507	Simetryn	Not detected	0.5	ug/L	08/18/97	08/26/97
BLANK	EPA 507	Terbutryn	Not detected	0.5	ug/L	08/18/97	08/26/97
BLANK	EPA 507	Thiobencarb	Not detected	0.5	ug/L	08/18/97	08/26/97
BLANK	EPA 507	Surrogate: Tributylphosph	69.1	70-130	%	08/18/97	08/26/97
BLANK	EPA 507	Surrogate: Triphenylphos	71.6	70-130	%	08/18/97	08/26/97

Run #:	89
Instrument:	NP003
Sequence:	970824
Initials:	ML
Printed: 8/27/97 11:47:17 AM	

**Matrix / Control Spike Recoveries**  
METHOD 507

APPL, Inc.  
4203 West Swift Avenue  
Fresno, CA 93722

EPA Method #: 507  
APPL Sample #: 870818W LCS-1/LCSD-1  
Date/Initials: 8/27/97 SXS  
Matrix Type: Water  
Units: ug/L

Compound Name (See Below)	Spike Level	Matrix Results	SPK Results	SPK% Recovery	DUP Results	DUP% Recovery	%RPD (see below)	QC Recovery	Limits RPD
Atrazine	1.25	0.00	0.976	78.1%	1.09	87.2%	11%	39-141	18
Butachlor	5.00	0.00	4.17	83.4%	4.46	89.2%	6.7%	NE	NE
Dimethoate	1.25	0.00	1.03	82.4%	1.18	94.4%	14%	37-165	18
Disulfoton	1.25	0.00	0.736	58.9%	0.833	66.6%	12%	NE	NE
Metribuzin	2.50	0.00	1.99	79.6%	2.20	88.0%	10%	NE	NE
Prometon	1.25	0.00	0.870	69.6%	1.03	82.4%	17%	NE	NE
Prometryn	1.25	0.00	0.933	74.6%	1.03	82.4%	9.9%	NE	NE
Pronamide	5.00	0.00	4.20	84.0%	4.60	92.0%	9.1%	NE	NE
Thiobencarb	1.25	0.00	1.09	87.2%	1.15	92.0%	5.4%	NE	NE

Surrogate	Spike Level	Matrix Results	SPK Results	SPK% Recovery	DUP Results	DUP% Recovery	QC Limits
Tributylphosphate	5.00	*****	3.46	69.2%	3.77	75.4%	70-130
Triphenylphosphate	5.00	*****	3.57	71.4%	3.91	78.2%	70-130

	Primary Column	
	SPK	DUP
Extraction Date:	8/18/97	8/18/97
Analysis Date:	8/26/97	8/26/97
Analysis Time:	9:07 PM	9:44 PM
Instrument:	NPD03A	NPD03A
Column:	HP-35	HP-35
Sample/Vial #:	90	91
Extraction Ratio:	5/1000	5/1000
Dilution Factor:	1	1

	Secondary Column	
	SPK	DUP

Comments:

Limits established 09-21-94 TO 04-10-95, RPD 04-07-94 to 05-15-95  
Surrogate limits established in Method 507 Revision 2, 1989  
= not established

Matrix / Control Spike Recoveries  
METHOD 507

APPL, Inc.  
4203 West Swift Avenue  
Fresno, CA 93722

EPA Method #: 507  
APPL Sample #: 870818W LCS-2/LCSD-2  
Date/Initials: 8/27/97 SXS  
Matrix Type: Water  
Units: ug/L

Compound Name (See Below)	Spike Level	Matrix Results	SPK Results	SPK% Recovery	DUP Results	DUP% Recovery	%RPD (see below)	QC Recovery	Limits RPD
Alachlor	5.00	0.00	4.10	82.0%	3.61	72.2%	13%	NE	NE
Bromacil	5.00	0.00	4.35	87.0%	3.93	78.6%	10%	38-151	19
Demeton-S	2.50	0.00	1.81	72.4%	1.71	68.4%	5.7%	NE	NE
Diazinon	1.25	0.00	0.911	72.9%	0.855	68.4%	6.3%	NE	NE
Metolachlor	2.50	0.00	1.98	79.2%	1.67	66.8%	17%	NE	NE
Mevinphos	2.50	0.00	1.64	65.6%	1.47	58.8%	11%	NE	NE
Molinate	2.50	0.00	1.94	77.6%	1.70	68.0%	13%	36-143	17
Simazine	1.25	0.00	0.915	73.2%	0.786	62.9%	15%	NE	NE
Simetryn	1.25	0.00	0.899	71.9%	0.808	64.6%	11%	NE	NE
Terbutryn	1.25	0.00	0.956	76.5%	0.918	73.4%	4.1%	NE	NE

Surrogate	Spike Level	Matrix Results	SPK Results	SPK% Recovery	DUP Results	DUP% Recovery	QC Limits
Tributylphosphate	5.00	*****	3.58	71.6%	3.25	65.0%	70-130
Triphenylphosphate	5.00	*****	4.21	84.2%	3.78	75.6%	70-130

	Primary Column		Secondary Column	
	SPK	DUP	SPK	DUP
Extraction Date:	8/18/97	8/18/97		
Analysis Date:	8/28/97	8/28/97		
Analysis Time:	10:22 PM	10:69 PM		
Instrument:	NPD03A	NPD03A		
Column:	HP-35	HP-35		
Sample/Vial #:	92	93		
Extraction Ratio:	5/1000	5/1000		
Dilution Factor:	1	1		

Comments:

---



---

Limits established 09-21-94 TO 04-10-95, RPD 04-07-94 to 05-15-95

Surrogate limits established in Method 507 Revision 2, 1989

NE = not established

# 1657 OP Pesticides

Del Mar Analytical  
16525 Sherman Way, Ste C-11  
Van Nuys, CA 91406

APPL Inc.  
4203 West Swift Avenue  
Fresno, CA 93722

Attn: Mary Ann Linsel

Blank Name/QCG: 970818-4423

Batch ID: \$1657A-970818

ARF: 25754

Sample Type	Method	Analyte	Result	PQL	Units	Extraction Date	Analysis Date
BLANK	1657	Acephate **	Not detected	0.10	ug/L	08/18/97	08/21/97
BLANK	1657	Ametryn **	Not detected	0.05	ug/L	08/18/97	08/21/97
BLANK	1657	Atraton **	Not detected	0.05	ug/L	08/18/97	08/21/97
BLANK	1657	Atrazine **	Not detected	0.05	ug/L	08/18/97	08/21/97
BLANK	1657	Azinphosmethyl *	Not detected	0.5	ug/L	08/18/97	08/21/97
BLANK	1657	Butachlor ***	Not detected	0.05	ug/L	08/18/97	08/21/97
BLANK	1657	Butylate **	Not detected	0.10	ug/L	08/18/97	08/21/97
BLANK	1657	Chloroprotham **	Not detected	0.02	ug/L	08/18/97	08/21/97
BLANK	1657	Chlorpyrifos *	Not detected	0.02	ug/L	08/18/97	08/21/97
BLANK	1657	Cyanazine **	Not detected	0.05	ug/L	08/18/97	08/21/97
BLANK	1657	Cycloate ***	Not detected	0.06	ug/L	08/18/97	08/21/97
BLANK	1657	Def *	Not detected	0.05	ug/L	08/18/97	08/21/97
BLANK	1657	Demeton-O,S	Not detected	0.10	ug/L	08/18/97	08/21/97
BLANK	1657	Diazinon *	Not detected	0.02	ug/L	08/18/97	08/21/97
BLANK	1657	Dichlorvos	Not detected	0.20	ug/L	08/18/97	08/21/97
BLANK	1657	Dimethoate *	Not detected	0.20	ug/L	08/18/97	08/21/97
BLANK	1657	Diphenamid **	Not detected	0.05	ug/L	08/18/97	08/21/97
BLANK	1657	Disulfoton	Not detected	0.03	ug/L	08/18/97	08/21/97
BLANK	1657	Disulfoton Sulfone ***	Not detected	1.0	ug/L	08/18/97	08/21/97
BLANK	1657	Disulfoton Sulfoxide ***	Not detected	1.0	ug/L	08/18/97	08/21/97
BLANK	1657	EPTC (Ethylidipropythioc	Not detected	0.10	ug/L	08/18/97	08/21/97
BLANK	1657	Ethoprop *	Not detected	0.02	ug/L	08/18/97	08/21/97
BLANK	1657	Fenamiphos ***	Not detected	0.20	ug/L	08/18/97	08/21/97
BLANK	1657	Fusilade **	Not detected	0.05	ug/L	08/18/97	08/21/97
BLANK	1657	Hexazinone ***	Not detected	0.20	ug/L	08/18/97	08/21/97
BLANK	1657	Malathion	Not detected	0.20	ug/L	08/18/97	08/21/97
BLANK	1657	Merphos	Not detected	0.05	ug/L	08/18/97	08/21/97
BLANK	1657	Metalaxyl ***	Not detected	0.05	ug/L	08/18/97	08/21/97
BLANK	1657	Methamidophos ***	Not detected	0.20	ug/L	08/18/97	08/21/97
BLANK	1657	Methidathion **	Not detected	0.50	ug/L	08/18/97	08/21/97
BLANK	1657	Methyl Paraoxon ***	Not detected	1.0	ug/L	08/18/97	08/21/97
BLANK	1657	Metolachlor ***	Not detected	0.05	ug/L	08/18/97	08/21/97
BLANK	1657	Metribuzin ***	Not detected	0.08	ug/L	08/18/97	08/21/97
BLANK	1657	Mevinphos *	Not detected	0.5	ug/L	08/18/97	08/21/97

\*\*\* 105      \*\* 76      \* 48  
 NP002      NP002      NP002  
 970820      970820      970820  
 Sxl      Sxl      Sxl

Run #:	20
Instrument:	NP002
Sequence:	970820
Initials:	Sxl
Printed: 8/28/97 2:44:47 PM	

# 1657 OP Pesticides

Del Mar Analytical  
16525 Sherman Way, Ste C-11  
Van Nuys, CA 91406

APPL Inc.  
4203 West Swift Avenue  
Fresno, CA 93722

Attn: Mary Ann Linsel

Blank Name/QCG: 970818-4423  
Batch ID: \$1657A-970818

ARF: 25754

Sample Type	Method	Analyte	Result	PQL	Units	Extraction Date	Analysis Date
BLANK	1657	Molinate **	Not detected	0.05	ug/L	08/18/97	08/21/97
BLANK	1657	Naled *	Not detected	1.0	ug/L	08/18/97	08/21/97
BLANK	1657	Napropamide **	Not detected	0.05	ug/L	08/18/97	08/21/97
BLANK	1657	Parathion, ethyl	Not detected	0.02	ug/L	08/18/97	08/21/97
BLANK	1657	Parathion, methyl *	Not detected	0.10	ug/L	08/18/97	08/21/97
BLANK	1657	Pebulate ***	Not detected	0.10	ug/L	08/18/97	08/21/97
BLANK	1657	Phorate *	Not detected	0.02	ug/L	08/18/97	08/21/97
BLANK	1657	Phosmet ***	Not detected	0.25	ug/L	08/18/97	08/21/97
BLANK	1657	Profenofos ***	Not detected	0.22	ug/L	08/18/97	08/21/97
BLANK	1657	Prometon ***	Not detected	0.05	ug/L	08/18/97	08/21/97
BLANK	1657	Prometryn ***	Not detected	0.05	ug/L	08/18/97	08/21/97
BLANK	1657	Pronamide ***	Not detected	0.06	ug/L	08/18/97	08/21/97
BLANK	1657	Propazine ***	Not detected	0.05	ug/L	08/18/97	08/21/97
BLANK	1657	Prowl (Pendimethalin) *	Not detected	0.02	ug/L	08/18/97	08/21/97
BLANK	1657	Ronnel	Not detected	0.05	ug/L	08/18/97	08/21/97
BLANK	1657	Simazine **	Not detected	0.05	ug/L	08/18/97	08/21/97
BLANK	1657	Simetryn ***	Not detected	0.10	ug/L	08/18/97	08/21/97
BLANK	1657	Stirophos	Not detected	0.08	ug/L	08/18/97	08/21/97
BLANK	1657	Systhane **	Not detected	0.05	ug/L	08/18/97	08/21/97
BLANK	1657	Terbufos **	Not detected	0.05	ug/L	08/18/97	08/21/97
BLANK	1657	Terbutryn **	Not detected	0.05	ug/L	08/18/97	08/21/97
BLANK	1657	Thiobencarb ***	Not detected	0.05	ug/L	08/18/97	08/21/97
BLANK	1657	Tricyclazole ***	Not detected	2.5	ug/L	08/18/97	08/21/97
BLANK	1657	Trifluralin *	Not detected	0.02	ug/L	08/18/97	08/21/97
BLANK	1657	Vernolate **	Not detected	0.10	ug/L	08/18/97	08/21/97
BLANK	1657	Surrogate: Tributylphosph	121	60-150	%	08/18/97	08/21/97
BLANK	1657	Surrogate: Triphenylphos	98.3	76-140	%	08/18/97	08/21/97

\*\*\* 105  
NP002  
970820  
dxl

\*\* 76  
NP002  
970820  
dxl

\* 48  
NP002  
970820  
dxl

Run #:	20
Instrument:	NP002
Sequence:	970820
Initials:	dxl
Printed: 8/28/97 2:44:47 PM	

# Matrix / Control Spike Recoveries

METHOD 1657

APPL, Inc.  
4203 West Swift Avenue  
Fresno, CA 93722

EPA Method #: 1657  
APPL Sample #: 970818W LCS-1/LCSD-1  
Date/Initials: 8/26/97 SXS  
Matrix Type: Water  
Units: ug/L

Compound Name (See Below)	Spike Level	Matrix Results	SPK Results	SPK% Recovery	SPK DUP Results	SPK DUP Recovery	%RPD
Atrazine **	0.333	*****	0.166	49.8	0.146	43.8	13
Disulfoton	0.333	*****	0.310	93.1	0.241	72.4	25
Metolachlor ***	0.333	*****	0.399	120	0.288	86.5	32
Mevinphos *	0.667	*****	0.547	82.0	0.562	84.3	2.7
Molinate **	0.333	*****	0.172	51.7	0.163	48.9	5.4
Prometryn ***	0.333	*****	0.346	104	0.194	58.3	56
Pronamide ***	0.333	*****	0.390	117	0.273	82.0	35
Simetryn ***	0.333	*****	0.370	111	0.108	32.4	110

Surrogate	Spike Level	Matrix Results	SPK Results	SPK% Recovery	SPK DUP Results	SPK DUP Recovery
Tributylphosphate *	0.667	*****	0.815	122	0.850	127
Triphenylphosphate *	0.667	*****	0.638	95.7	0.660	99.0

	Primary Column		Secondary Column	
	SPK	SPK DUP	SPK	SPK DUP
Extraction Date:	8/18/97	8/18/97	8/18/97	8/18/97
Analysis Date:	8/21/97	8/21/97	8/21/97	8/21/97
Analysis Time:	7:58 AM	8:39 AM	7:17 AM	7:58 AM
Instrument:	NPDO2B	NPDO2B	NPDO2A	NPDO2A
Column:	DB-5	DB-5	DB-35	DB-35
Sample/Vial #:	21	22	21	22
Extraction Ratio:	2/1500	2/1500	2/1500	2/1500
Dilution Factor:	1	1	1	1

Comments: \* Reported from datafiles 820049.D and 820050.D  
 \*\* Reported from datafiles 820077.D and 820078.D  
 \*\*\* Reported from datafiles 820106.D and 820107.D

# Matrix / Control Spike Recoveries

METHOD 1657

APPL, Inc.  
4203 West Swift Avenue  
Fresno, CA 93722

EPA Method #: 1657

APPL Sample #: 970818W LCS-2/LCSD-2

Date/Initials: 8/26/97 SXS

Matrix Type: Water

Units: ug/L

Compound Name (See Below)	Spike Level	Matrix Results	SPK Results	SPK% Recovery	SPK DUP Results	SPK DUP Recovery	%RPD
Butachlor ***	0.333	*****	0.266	79.9	0.299	89.8	12
Demeton-S	0.333	*****	0.388	117	0.347	104	11
Diazinon *	0.333	*****	0.238	71.5	0.252	75.7	5.7
Dimethoate *	0.333	*****	0.880	264	0.859	258	2.4
Metribuzin ***	0.333	*****	0.286	85.9	0.311	93.4	8.4
Terbutryn **	0.333	*****	0.167	50.2	0.185	55.6	10
Thiobencarb ***	0.333	*****	0.308	92.5	0.361	108	16

Surrogate	Spike Level	Matrix Results	SPK Results	SPK% Recovery	SPK DUP Results	SPK DUP Recovery
Tributylphosphate *	0.667	*****	0.847	127	0.870	130
Triphenylphosphate *	0.667	*****	0.652	97.8	0.687	103

	Primary Column		Secondary Column	
	SPK	SPK DUP	SPK	SPK DUP
Extraction Date:	8/18/97	8/18/97	8/18/97	8/18/97
Analysis Date:	8/21/97	8/21/97	8/21/97	8/21/97
Analysis Time:	10:01 AM	10:41 AM	9:20 AM	10:01 AM
Instrument:	NPD02B	NPD02B	NPD02A	NPD02A
Column:	DB-5	DB-5	DB-35	DB-35
Sample/Vial #:	24	25	24	25
Extraction Ratio:	2/1500	2/1500	2/1500	2/1500
Dilution Factor:	1	1	1	1

Comments: \* Reported from datafiles 820052.D and 820053.D

\*\* Reported from datafiles 820080.D and 820081.D

\*\*\* Reported from datafiles 820109.D and 820110.D

# Del Mar Analytical

2852 Alton Ave., Irvine, CA 92714 (714) 261-1022 FAX (714) 261-1228  
1014 E. Cooley Dr., Suite A, Colton, CA 92324 (909) 370-4667 FAX (909) 370-1046  
16525 Sherman Way, Suite C-11, Van Nuys, CA 91406 (818) 779-1844 FAX (818) 779-1843  
2465 W. 12th St., Suite 1, Tempe, AZ 85281 (602) 968-8272 FAX (602) 968-1338

Simi Valley County Sanitary Dist. Client Project ID: S.V.S.D.  
2929 Tapo Canyon Rd. 600 W. Los Angeles Ave.  
Simi Valley, CA 93063 Sample Descript: Water, Lab #6361  
Attention: Barbara Santos Lab Number: V7090493

Sampled: Aug 11, 1997  
Received: Sep 11, 1997  
Extracted: Sep 16, 1997  
Analyzed: Sep 17, 1997  
Reported: Sep 18, 1997

## LABORATORY ANALYSIS

Analyte	EPA Method	Reporting Limit mg/L (ppm)	Sample Result mg/L (ppm)
Arsenic.....	200.7	0.0050	N.D.

This analysis was subcontracted to and performed by Del Mar Analytical, Irvine-ELAP #1197.  
Analytes reported as N.D. were not present at or above the reporting limit.

**DEL MAR ANALYTICAL, VAN NUYS (ELAP #1855)**

  
Van Quach  
Laboratory Manager



# CITY OF SIMI VALLEY

Lab Number: 6361  
Sample Number: \_\_\_\_\_

## DEPARTMENT OF PUBLIC WORKS SANITATION DIVISION

NAME: SUSD

COLLECTION DATE: 8/11/97  
COLLECTION TIME: 1120 H

ADDRESS: 600 W LA AVE

COLLECTION METHOD:  
 24 Hour Composite  
 \_\_\_\_\_ Hour Composite  
 Grab  
 Other

SIMI VALLEY 93065

Sample Point (Be Specific):

Sampler Set by: \_\_\_\_\_

W-12  
MONTHLY  
QUARTERLY  
SEMI ANNUALLY

Sample (r) Collected by: GND / KB

Sample Preparation by: GND / LAG / KB

SAMPLE TYPE:

- Industrial Wastewater  
 Stormwater  
 Potable  
 Other

AUTOMATIC SAMPLER NUMBER: \_\_\_\_\_

SAMPLE INTERNAL: \_\_\_\_\_

COMMENTS:

Samples sent to Contract Lab: N  Y

### SAMPLE ANALYSES (Results as mg/L unless specified)

Analyte	Method	Results	Analyte	Method	Results
<del>Silver</del>	272.1		<u>Ammonia</u>	350.2	<u>0.24 = &lt; 1 - kb</u>
<del>Antimony</del>	264.1	<u>&lt; 0.02 KC</u>	<u>BOD</u>	405.1	<u>1.02 - kb</u>
<u>Arsenic</u>	206.2	<u>2.33 <del>0.33</del> - kb</u>	<u>Chlorides</u>	325.3	<u>136.6 gal</u>
<del>Barium</del>	208.1	<u>MS/C</u>	Cyanide	335.2	
<del>Beryllium</del>	210.1		Fluorides	340.2	
<u>Boron</u>	212.3	<u>1.20 KC</u>	<u>MBAS</u>	425.1	<u>0.03 UG</u>
<u>Cadmium</u>	213.1	<u>&lt; 0.005 KC</u>	<u>Oil/Grease</u>	413.1	<u>3.4 gal</u>
<u>Chromium</u>	218.1	<u>&lt; 0.03 KC</u>	<u>pH</u>	150.1	<u>8.3 gal</u>
<u>Copper</u>	220.1	<u>&lt; 0.02 KC</u>	Phenols	420.1	
<del>Cobalt</del>	236.1		<u>Sulfates</u>	375.4	<u>896 UG</u>
<u>Lead</u>	239.1	<u>&lt; 0.05 KC</u>	<u>Temp</u>	170.1	
<del>Mercury</del>	245.1		TKN	249.1	
<u>Nickel</u>	249.1	<u>&lt; 0.03 KC</u>	<u>TDS</u>	270.2	<u>1582 gal</u>
Selenium TOTAL NITROGEN	270.2	<u>2.99</u>	<u>TSS</u>	272.1	<u>10.4 gal</u>
<del>Silver</del> TOTAL HARDNESS	272.1	<u>820 UG</u>	REMARKS: <u>As - used Del Mar result.</u>		
Thallium TOTAL PO4	270.1	<u>0.035 UG</u>	<u>UNREGISTERED PESTICIDES</u>		} SENT TO DELMAR
<u>Zinc</u>	289.1	<u>0.02 KC</u>	<u>N &amp; P PESTICIDES</u>		
<u>Chloride</u>		<u>0.8 gal</u>	<u>DWA</u>		
<u>SET CL</u>		<u>0 gal</u>	<u>TOTAL PETROLEUM HC</u>		
<u>TITRABLE SOLIDS</u>		<u>0.1 gal</u>	Signed Off	Date Signed	
<u>NO<sub>3</sub> - N</u>		<u>2.15 UG</u>	By: <u>[Signature]</u>	Off: <u>9/5/97</u>	
<u>NO<sub>2</sub> - N</u>		<u>0.018 UG</u>			
<u>CL<sub>2</sub> - N</u>		<u>0.58 = &lt; 1 - kb</u>			

ATTACHMENT 2  
RECEIVING WATER RESULTS  
W - 11

# CITY OF SIMI VALLEY

SAMPLE ID NO. \_\_\_\_\_

LAB REFERENCE ID NO. 6360

## DEPARTMENT OF PUBLIC WORKS SANITATION DIVISION SAMPLING RECORD CHAIN-OF-CUSTODY

PERSON SAMPLING: KS/GD

FACILITY SAMPLED: SUSO

FACILITY LOCATION: W11  
ADDRESS CITY

SAMPLING LOCATION: W-11 Semi-Annual Tests

SAMPLE TYPE:  GRAB  COMPOSITE  AUTO  MANUAL

GRAB SAMPLE COLLECTED: 8/12/97 - 1150 20,000  
DATE/TIME MLS

SAMPLER NO. \_\_\_\_\_ STARTED: \_\_\_\_\_ SAMPLER STOPPED: \_\_\_\_\_  
DATE/TIME DATE/TIME

SAMPLES COLLECTED: \_\_\_\_\_ BOTTLES @ \_\_\_\_\_ MLS/BOTTLE.

COMPOSITED: \_\_\_\_\_ SAMPLES @ \_\_\_\_\_ MLS/SAMPLE

COMPOSITED BY: \_\_\_\_\_ PRESERVATIVES: \_\_\_\_\_

PHYSICAL ASSESSMENT OF SAMPLE/COMMENTS:  
EPA 418.1, Chlorinated Pesticides and ~~PCHs~~ EPA ~~350/8000~~, 508  
Semi-Volatile EPA 605, Non P Pesticides 507 - Run the whole  
lots of compounds.

SAMPLES SPLIT WITH FACILITY? \_\_\_\_\_ YES ( ) NO ( )

NAME OF FACILITY REPRESENTATIVE: \_\_\_\_\_

TITLE OF FACILITY REPRESENTATIVE: \_\_\_\_\_

TIME/DATE	SAMPLE RECEIVED BY	SIGNATURE	AFFILIATION/TITLE	COMMENTS
1300 - 8/11/97	KC TES NIA	KC Tes NIA	Sr Lab Tech	
930 8/12/97	<i>[Signature]</i>	<i>[Signature]</i>	Det. mu	in fact/coul

NOTE: TO BE ATTACHED TO ANALYSIS REQUEST FORM AND SUBMITTED TO SOURCE CONTROL/  
COLLECTION SYSTEMS MANAGER UPON DELIVERY OF SAMPLE TO WASTEWATER TREAT-  
MENT PLANT LABORATORY.

(805) 583-6446

CITY OF SIMI VALLEY

SAMPLE ID NO. \_\_\_\_\_

LAB REFERENCE ID NO. 6360

DEPARTMENT OF PUBLIC WORKS SANITATION DIVISION  
SAMPLING RECORD CHAIN-OF-CUSTODY

PERSON SAMPLING: \_\_\_\_\_

FACILITY SAMPLED: SVSD

FACILITY LOCATION: 600 W Las Angeles Ave. SV 93065  
ADDRESS CITY

SAMPLING LOCATION: W11

SAMPLE TYPE:  GRAB  COMPOSITE  AUTO  MANUAL

GRAB SAMPLE COLLECTED: 8/11/97 DATE/TIME \_\_\_\_\_ MLS \_\_\_\_\_

SAMPLER NO. \_\_\_\_\_ STARTED: \_\_\_\_\_ DATE/TIME \_\_\_\_\_ SAMPLER STOPPED: \_\_\_\_\_ DATE/TIME \_\_\_\_\_

SAMPLES COLLECTED: R/N BOTTLES @ \_\_\_\_\_ MLS/BOTTLE \_\_\_\_\_

COMPOSITED: \_\_\_\_\_ SAMPLES @ \_\_\_\_\_ MLS/SAMPLE \_\_\_\_\_

COMPOSITED BY: \_\_\_\_\_ PRESERVATIVES: \_\_\_\_\_

PHYSICAL ASSESSMENT OF SAMPLE/COMMENTS: \_\_\_\_\_

Run Arsenic

SAMPLES SPLIT WITH FACILITY? \_\_\_\_\_ YES ( ) NO ( )

NAME OF FACILITY REPRESENTATIVE: \_\_\_\_\_

TITLE OF FACILITY REPRESENTATIVE: \_\_\_\_\_

TIME/DATE	SAMPLE RECEIVED BY	SIGNATURE	AFFILIATION/TITLE	COMMENTS
1300 - 8/11/97	K. BESMA	<i>[Signature]</i>	Sr. Lab. Tech.	
1354 9/11/97	L. Kubit	<i>[Signature]</i>	Del Mar	Interact. cool

NOTE: TO BE ATTACHED TO ANALYSIS REQUEST FORM AND SUBMITTED TO SOURCE CONTROL/ COLLECTION SYSTEMS MANAGER UPON DELIVERY OF SAMPLE TO WASTEWATER TREATMENT PLANT LABORATORY.

# Del Mar Analytical

2852 Alton Ave., Irvine, CA 92606 (714) 261-1022 FAX (714) 261-1023  
1014 E. Cooley Dr., Suite A, Colton, CA 92324 (909) 370-4667 FAX (909) 370-4668  
16525 Sherman Way, Suite C-II, Van Nuys, CA 91406 (818) 779-1844 FAX (818) 779-1845  
2465 W. 12th St., Suite I, Tempe, AZ 85281 (602) 968-8272 FAX (602) 968-8273

Simi Valley County Sanitary Dist. Client Project ID: SVSD-River  
2929 Tapo Canyon Rd. W-11  
Simi Valley, CA 93063  
Attention: Larry Whitney

Analysis Method: EPA 418.1 (I.R. with clean-up)  
First Sample #: V7080388

Sampled: Aug 11, 1997  
Received: Aug 12, 1997  
Extracted: Aug 19, 1997  
Analyzed: Aug 19, 1997  
Reported: Aug 27, 1997

## TOTAL RECOVERABLE PETROLEUM HYDROCARBONS (EPA 418.1)

Laboratory Number	Sample Description Water	Sample Result mg/L (ppm)	Reporting Limit mg/L (ppm)	Dilution Factor
V7080388	Lab #6360	N.D.	1.0	1

Analytes reported as N.D. were not present at or above the reporting limit. Dilution factors are due to matrix effects and other factors.

DEL MAR ANALYTICAL, VAN NUYS (ELAP #1855)

  
Van Quach  
Laboratory Manager



# Del Mar Analytical

2852 Alton Ave., Irvine, CA 92606 (714) 261-1022 FAX (714) 261-1023  
 1014 E. Cooley Dr., Suite A, Colton, CA 92324 (909) 370-4667 FAX (909) 370-4668  
 16525 Snerman Way, Suite C-11 Van Nuys, CA 91406 (818) 779-1844 FAX (818) 779-1845  
 2465 W. 12th St., Suite I, Tempe, AZ 85281 (602) 968-8272 FAX (602) 968-8273

Simi Valley County Sanitary Dist. Client Project ID: SVSD-River  
 2929 Tapo Canyon Rd. W-11  
 Simi Valley, CA 93063 Sample Descript: Water, Lab #6360  
 Attention: Larry Whitney Lab Number: V7080388


Sampled: Aug 11, 199  
 Received: Aug 12, 199  
 Extracted: Aug 18, 199  
 Analyzed: Aug 26, 199  
 Reported: Aug 27, 199

## ORGANOCHLORINE PESTICIDES AND PCBs by GC (EPA 508)

Analyte	Reporting Limit	Sample Result
	µg/L (ppb)	
Aldrin.....	0.05	N.D.
Benefin.....	0.10	N.D.
alpha-BHC.....	0.05	N.D.
beta-BHC.....	0.05	N.D.
delta-BHC.....	0.05	N.D.
gamma-BHC (Lindane).....	0.05	N.D.
Captan.....	0.10	N.D.
Carbophenothion.....	0.05	N.D.
Chlorothalonil.....	0.05	N.D.
Chlordane.....	0.05	N.D.
4,4'-DDD.....	0.02	N.D.
4,4'-DDE.....	0.01	N.D.
4,4'-DDT.....	0.02	N.D.
Dicofol.....	0.10	N.D.
Dieldrin.....	0.02	N.D.
Endosulfan I.....	0.02	N.D.
Endosulfan II.....	0.01	N.D.
Endosulfan sulfate.....	0.05	N.D.
Endrin.....	0.05	N.D.
Endrin aldehyde.....	0.05	N.D.
Heptachlor.....	0.01	N.D.
Heptachlor epoxide.....	0.01	N.D.
Hexachlorobenzene.....	0.05	N.D.
Methoxychlor.....	0.05	N.D.
Nitrofen.....	0.05	N.D.
Propachlor.....	0.10	N.D.
Toxaphene.....	0.50	N.D.
PCB-1016.....	0.50	N.D.
PCB-1221.....	0.50	N.D.
PCB-1232.....	0.50	N.D.
PCB-1242.....	0.50	N.D.
PCB-1248.....	0.50	N.D.
PCB-1254.....	0.50	N.D.
PCB-1260.....	0.50	N.D.

This analysis was subcontracted to and performed by APPL Laboratory, Inc. (ELAP #1312).  
 Analytes reported as N.D. were not present at or above the reporting limit.

**DEL MAR ANALYTICAL, VAN NUYS (ELAP #1855)**

  
 Van Quach  
 Laboratory Manager



# Del Mar Analytical

2852 Alton Ave., Irvine, CA 92606 (714) 261-1022 FAX (714) 261-1023  
 1014 E. Cooley Dr., Suite A, Colton, CA 92324 (909) 370-4667 FAX (909) 370-4668  
 16525 Sherman Way, Suite C-II, Van Nuys, CA 91406 (818) 779-1844 FAX (818) 779-1845  
 2465 W. 12th St., Suite I, Tempe, AZ 85281 (602) 968-8272 FAX (602) 968-8273

Simi Valley County Sanitary Dist. Client Project ID: SVSD-River  
 2929 Tapo Canyon Rd. W-11  
 Simi Valley, CA 93063 Sample Descript: Water, Lab #6360  
 Attention: Larry Whitney Lab Number: V7080388


Sampled: Aug 11, 1997  
 Received: Aug 12, 1997  
 Extracted: Aug 18, 1997  
 Analyzed: Aug 27, 1997  
 Reported: Aug 27, 1997

## ORGANOCHLORINE/TRIAZINE PESTICIDES by (EPA 507)

Analyte	Reporting Limit		Sample Result
	µg/L (ppb)		
Alachlor.....	0.50		N.D.
Atrazine.....	0.50		N.D.
Bromacil.....	0.50		N.D.
Butachlor.....	0.38		N.D.
Demeton-S.....	0.50		N.D.
Diazinon.....	0.25		N.D.
Dimethoate.....	0.50		N.D.
Disulfoton.....	0.50		N.D.
Metolachlor.....	0.50		N.D.
Metribuzin.....	0.50		N.D.
Mevinphos.....	0.50		N.D.
Molinate.....	0.50		N.D.
Prometon.....	0.50		N.D.
Prometryn.....	0.50		N.D.
Pronamide.....	0.50		N.D.
Simazine.....	0.50		N.D.
Simetryn.....	0.50		N.D.
Terbutryn.....	0.50		N.D.
Thiobencarb.....	0.50		N.D.

This analysis was subcontracted to and performed by APPL Laboratory, Inc. (ELAP #1312).  
 Analytes reported as N.D. were not present at or above the reporting limit.

**DEL MAR ANALYTICAL, VAN NUYS (ELAP #1855)**

  
 Van Quach  
 Laboratory Manager

Surrogate Standard Recoveries (Accept. Limits):	
Tributylphosphate (70-130).....	86.2
Triphenylphosphate(70-130).....	76.7



# Del Mar Analytical

2852 Alton Ave., Irvine, CA 92606 (714) 261-1022 FAX (714) 261-1023  
 1014 E. Cooley Dr. Suite A, Colton, CA 92324 (909) 370-4667 FAX (909) 370-4668  
 16525 Snerman Way, Suite C-II, Van Nuys, CA 91406 (818) 779-1844 FAX (818) 779-1845  
 2465 W 12th St., Suite 1, Tempe, AZ 85281 (602) 968-8272 FAX (602) 968-8273

Simi Valley County Sanitary Dist. Client Project ID: SVSD-River  
 2929 Tapo Canyon Rd. W-11  
 Simi Valley, CA 93063 Sample Descript: Water, Lab #6360  
 Attention: Larry Whitney Lab Number: V7080388

Sampled: Aug 11, 1997  
 Received: Aug 12, 1997  
 Extracted: Aug 14, 1997  
 Analyzed: Aug 17, 1997  
 Reported: Aug 27, 1997


## ACID & BASE/NEUTRALS by GC/MS (EPA 625)

Analyte	Reporting Limit µg/L (ppb)	Sample Result µg/L (ppb)	Analyte	Reporting Limit µg/L (ppb)	Sample Result µg/L (ppb)
Acenaphthene.....	10	N.D.	Dimethyl phthalate.....	10	N.D.
Acenaphthylene.....	10	N.D.	4,6-Dinitro-2-methylphenol...	40	N.D.
Aniline.....	10	N.D.	2,4-Dinitrophenol.....	100	N.D.
Anthracene.....	10	N.D.	2,4-Dinitrotoluene.....	10	N.D.
Azobenzene.....	20	N.D.	2,6-Dinitrotoluene.....	10	N.D.
Benzidine.....	100	N.D.	Di-N-octyl phthalate.....	40	N.D.
Benzoic Acid.....	100	N.D.	Fluoranthene.....	10	N.D.
Benz(a)anthracene.....	10	N.D.	Fluorene.....	10	N.D.
Benzo(b)fluoranthene.....	10	N.D.	Hexachlorobenzene.....	10	N.D.
Benzo(k)fluoranthene.....	10	N.D.	Hexachlorobutadiene.....	10	N.D.
Benzo(g,h,i)perylene.....	10	N.D.	Hexachlorocyclopentadiene.....	40	N.D.
Benzo(a)pyrene.....	10	N.D.	Hexachloroethane.....	10	N.D.
Benzyl alcohol.....	20	N.D.	Indeno(1,2,3-cd)pyrene.....	20	N.D.
Bis(2-chloroethoxy)methane.....	10	N.D.	Isophorone.....	10	N.D.
Bis(2-chloroethyl)ether.....	10	N.D.	2-Methylnaphthalene.....	10	N.D.
Bis(2-chloroisopropyl)ether.....	10	N.D.	2-Methylphenol.....	10	N.D.
Bis(2-ethylhexyl)phthalate.....	20	N.D.	4-Methylphenol.....	10	N.D.
4-Bromophenyl phenyl ether.....	10	N.D.	Naphthalene.....	10	N.D.
Butyl benzyl phthalate.....	20	N.D.	2-Nitroaniline.....	20	N.D.
4-Chloroaniline.....	10	N.D.	3-Nitroaniline.....	20	N.D.
2-Chloronaphthalene.....	10	N.D.	4-Nitroaniline.....	100	N.D.
4-Chloro-3-methylphenol.....	20	N.D.	Nitrobenzene.....	40	N.D.
2-Chlorophenol.....	10	N.D.	2-Nitrophenol.....	10	N.D.
4-Chlorophenyl phenyl ether.....	10	N.D.	4-Nitrophenol.....	100	N.D.
Chrysene.....	10	N.D.	N-Nitrosodiphenylamine.....	10	N.D.
Dibenz(a,h)anthracene.....	20	N.D.	N-Nitroso-di-N-propylamine.....	10	N.D.
Dibenzofuran.....	10	N.D.	Pentachlorophenol.....	40	N.D.
Di-N-butyl phthalate.....	20	N.D.	Phenanthrene.....	10	N.D.
1,3-Dichlorobenzene.....	10	N.D.	Phenol.....	10	N.D.
1,4-Dichlorobenzene.....	10	N.D.	Pyrene.....	10	N.D.
1,2-Dichlorobenzene.....	10	N.D.	1,2,4-Trichlorobenzene.....	10	N.D.
3,3-Dichlorobenzidine.....	40	N.D.	2,4,5-Trichlorophenol.....	20	N.D.
2,4-Dichlorophenol.....	10	N.D.	2,4,6-Trichlorophenol.....	20	N.D.
Diethyl phthalate.....	10	N.D.			
2,4-Dimethylphenol.....	20	N.D.			

This analysis was subcontracted to and performed by Del Mar Analytical, Irvine - ELAP #1197.

Analytes reported as N.D. were not present at or above the reporting limit.

**DEL MAR ANALYTICAL, VAN NUYS (ELAP #1855)**

  
 Van Quach  
 Laboratory Manager

Surrogate Standard Recoveries (Accept. Limits):	
2-Fluorophenol (21-100).....	79%
Phenol-d6 (10-94).....	87%
2,4,6-Tribromophenol (10-123).....	111%
Nitrobenzene-d5 (35-114).....	94%
2-Fluorobiphenyl (43-116).....	98%
Terphenyl-d14 (33-141).....	105%





# Del Mar Analytical

2852 Alton Ave., Irvine, CA 92606 (714) 261-1022 FAX (714) 261-1023  
 1014 E. Cooley Dr., Suite A, Colton, CA 92324 (909) 370-4667 FAX (909) 370-1023  
 16525 Sherman Way, Suite C-11, Van Nuys, CA 91406 (818) 779-1844 FAX (818) 779-1845  
 2465 W. 12th St., Suite 1, Tempe, AZ 85281 (602) 968-8272 FAX (602) 968-1313

Simi Valley County Sanitary Dist. Client Project ID: SVSD-River  
 2929 Tapo Canyon Rd. W-11  
 Simi Valley, CA 93063 Sample Descript: Water, Lab #6360  
 Attention: Larry Whitney Lab Number: V7080388

Sampled: Aug 11, 1997  
 Received: Aug 12, 1997  
 Extracted: Aug 18, 1997  
 Analyzed: Aug 21, 1997  
 Reported: Aug 29, 1997

## 1657 OP Pesticides

Analyte	Reporting Limit µg/L (ppb)	Sample Result µg/L (ppb)	Analyte	Reporting Limit µg/L (ppb)	Sample Result µg/L (ppb)
Acephate.....	0.10	N.D.	Naled.....	1.00	N.D.
Ametryn.....	0.05	N.D.	Napropamide.....	0.05	N.D.
Atraton.....	0.05	N.D.	Parathion, ethyl.....	0.02	N.D.
Atrazine.....	0.05	N.D.	Parathion, methyl.....	0.10	N.D.
Azinphosmethyl.....	0.50	N.D.	Pebulate.....	0.10	N.D.
Butachlor.....	0.05	N.D.	Phorate.....	0.02	N.D.
Butylate.....	0.10	N.D.	Phosmet.....	0.25	N.D.
Chloroprotham.....	0.02	N.D.	Profenofos.....	0.22	N.D.
Chlorpyrifos.....	0.02	N.D.	Prometon.....	0.05	N.D.
Cyanazine.....	0.05	N.D.	Prometryn.....	0.05	N.D.
Cycloate.....	0.06	N.D.	Pronamide.....	0.06	N.D.
Def.....	0.05	N.D.	Propazine.....	0.05	N.D.
Demeton-O,S.....	0.10	N.D.	Pendimethalin.....	0.02	N.D.
<b>Diazinon.....</b>	<b>0.020</b>	<b>0.19</b>	Ronnel.....	0.05	N.D.
Dichlorvos.....	0.20	N.D.	<b>Simazine.....</b>	<b>0.050</b>	<b>0.060</b>
Dimethoate.....	0.20	N.D.	Simetryn.....	0.10	N.D.
Diphenamid.....	0.05	N.D.	Stirophos.....	0.08	N.D.
Disulfoton.....	0.03	N.D.	Systhane.....	0.05	N.D.
Disulfoton Sulfone.....	1.00	N.D.	Terbufos.....	0.05	N.D.
Disulfoton Sulfoxide.....	1.00	N.D.	Terbutryn.....	0.05	N.D.
EPTC.....	0.10	N.D.	Thiobencarb.....	0.05	N.D.
Ethoprop.....	0.02	N.D.	Tricyclazole.....	2.50	N.D.
Fenamiphos.....	0.20	N.D.	Trifluralin.....	0.02	N.D.
Fusilade.....	0.05	N.D.	Vernolate.....	0.10	N.D.
Hexazinone.....	0.20	N.D.			
Malathion.....	0.20	N.D.			
Merphos.....	0.05	N.D.			
Metalaxyl.....	0.05	N.D.			
Methamidophos.....	0.20	N.D.			
Methidathion.....	0.50	N.D.			
Methyl Paraoxon.....	1.00	N.D.			
Metolachlor.....	0.05	N.D.			
Metribuzin.....	0.08	N.D.			
Mevinphos.....	0.50	N.D.			
Molinate.....	0.05	N.D.			

This analysis was subcontracted to and performed by APPL Laboratory, Inc. (ELAP #1312).  
 Analytes reported as N.D. were not present at or above the reporting limit.

**DEL MAR ANALYTICAL, VAN NUYS (ELAP #1855)**

  
 Van Quach  
 Laboratory Manager

Surrogate Standard Recoveries (Accept. Limits):	
Tributylphosphate (60-150).....	140%
Triphenylphosphate (76-140).....	101%



# Del Mar Analytical

2852 Alton Ave., Irvine, CA 92606 (714) 261-1022 FAX (714) 261-1023  
1014 E. Cooley Dr., Suite A, Colton, CA 92324 (909) 570-4667 FAX (909) 570-4668  
16525 Sherman Way, Suite C-11 Van Nuys, CA 91406 (818) 779-1844 FAX (818) 779-1845  
2465 W. 12th St., Suite 1, Tempe, AZ 85281 (602) 968-8272 FAX (602) 968-8273

Simi Valley County Sanitary Dist.  
2929 Tapo Canyon Rd.  
Simi Valley, CA 93063  
Attention: Larry Whitney

**Method Blank**

Extracted: Aug 19, 1999  
Analyzed: Aug 19, 1999  
Reported: Aug 27, 1999  
Matrix: Water

## TOTAL RECOVERABLE PETROLEUM HYDROCARBONS (EPA 418.1)

Sample Description	Sample Result mg/L (ppm)	Reporting Limit mg/L (ppm)	Dilution Factor
Method Blank	N.D.	1.0	1

Analytes reported as N.D. were not present at or above the reporting limit. Dilution factors are due to matrix effects and other factors.

**DEL MAR ANALYTICAL, VAN NUYS (ELAP #1855)**

  
Van Quach  
Laboratory Manager



# Del Mar Analytical

2852 Alton Ave., Irvine, CA 92606 (714) 261-1022 FAX (714) 261-  
 1014 E. Cooley Dr., Suite A, Colton, CA 92324 (909) 370-4667 FAX (909) 370-  
 16525 Sherman Way, Suite C-11, Van Nuys, CA 91406 (818) 779-1844 FAX (818) 779-  
 2465 W. 12th St., Suite 1, Tempe, AZ 85281 (602) 968-8272 FAX (602) 968-

Simi Valley County Sanitary Dist.  
 2929 Tapo Canyon Rd.  
 Simi Valley, CA 93063  
 Attention: Larry Whitney

**Method Blank**

Extracted: Aug 18, 199  
 Analyzed: Aug 21, 199  
 Reported: Aug 27, 199  
 Matrix: Water

## 1657 OP Pesticides

Analyte	Reporting Limit µg/L (ppb)	Sample Result µg/L (ppb)	Analyte	Reporting Limit µg/L (ppb)	Sample Result µg/L (ppb)
Acephate.....	0.10	N.D.	Naled.....	1.00	N.D.
Ametryn.....	0.05	N.D.	Napropamide.....	0.05	N.D.
Atraton.....	0.05	N.D.	Parathion, ethyl.....	0.02	N.D.
Atrazine.....	0.05	N.D.	Parathion, methyl.....	0.10	N.D.
Azinphosmethyl.....	0.50	N.D.	Pebulate.....	0.10	N.D.
Butachlor.....	0.05	N.D.	Phorate.....	0.02	N.D.
Butylate.....	0.10	N.D.	Phosmet.....	0.25	N.D.
Chloroprotham.....	0.02	N.D.	Profenofos.....	0.22	N.D.
Chlorpyrifos.....	0.02	N.D.	Prometon.....	0.05	N.D.
Cyanazine.....	0.05	N.D.	Prometryn.....	0.05	N.D.
Cycloate.....	0.06	N.D.	Pronamide.....	0.06	N.D.
Def.....	0.05	N.D.	Propazine.....	0.05	N.D.
Demeton-O,S.....	0.10	N.D.	Pendimethalin.....	0.02	N.D.
Diazinon.....	0.020	N.D.	Ronnel.....	0.05	N.D.
Dichlorvos.....	0.20	N.D.	Simazine.....	0.050	N.D.
Dimethoate.....	0.20	N.D.	Simetryn.....	0.10	N.D.
Diphenamid.....	0.05	N.D.	Stirophos.....	0.08	N.D.
Disulfoton.....	0.03	N.D.	Sythane.....	0.05	N.D.
Disulfoton Sulfone.....	1.00	N.D.	Terbufos.....	0.05	N.D.
Disulfoton Sulfoxide.....	1.00	N.D.	Terbutryn.....	0.05	N.D.
EPTC.....	0.10	N.D.	Thiobencarb.....	0.05	N.D.
Ethoprop.....	0.02	N.D.	Tricyclazole.....	2.50	N.D.
Fenamiphos.....	0.20	N.D.	Trifluralin.....	0.02	N.D.
Fusilade.....	0.05	N.D.	Vernolate.....	0.10	N.D.
Hexazinone.....	0.20	N.D.			
Malathion.....	0.20	N.D.			
Merphos.....	0.05	N.D.			
Metaxyl.....	0.05	N.D.			
Methamidophos.....	0.20	N.D.			
Methidathion.....	0.50	N.D.			
Methyl Paraoxon.....	1.00	N.D.			
Metolachlor.....	0.05	N.D.			
Metribuzin.....	0.08	N.D.			
Mevinphos.....	0.50	N.D.			
Molinate.....	0.05	N.D.			

This analysis was subcontracted to and performed by APPL Laboratory, Inc. (ELAP #1312).  
 Analytes reported as N.D. were not present at or above the reporting limit.

**DEL MAR ANALYTICAL, VAN NUYS (ELAP #1855)**

*Van Quach*  
 Van Quach  
 Laboratory Manager

Surrogate Standard Recoveries (Accept. Limits):	
Tributylphosphate (60-150).....	121%
Triphenylphosphate (76-140).....	98.3%



# Del Mar Analytical

2852 Alton Ave., Irvine, CA 92606 (714) 261-1022 FAX (714) 261-1023  
 1014 E. Cooley Dr., Suite A, Colton, CA 92324 (909) 370-4667 FAX (909) 370-4668  
 16525 Sherman Way, Suite C-II, Van Nuys, CA 91406 (818) 779-1844 FAX (818) 779-1845  
 2465 W. 12th St., Suite I, Tempe, AZ 85281 (602) 968-8272 FAX (602) 968-8273

Simi Valley County Sanitary Dist.  
 2929 Tapo Canyon Rd.  
 Simi Valley, CA 93063  
 Attention: Larry Whitney

**Method Blank**

Extracted: Aug 14, 1999  
 Analyzed: Aug 17, 1999  
 Reported: Aug 27, 1999  
 Matrix: Water

## ACID & BASE/NEUTRALS by GC/MS (EPA 625)

Analyte	Reporting Limit µg/L (ppb)	Sample Result µg/L (ppb)	Analyte	Reporting Limit µg/L (ppb)	Sample Result µg/L (ppb)
Acenaphthene.....	10	N.D.	Dimethyl phthalate.....	10	N.D.
Acenaphthylene.....	10	N.D.	4,6-Dinitro-2-methylphenol...	40	N.D.
Aniline.....	10	N.D.	2,4-Dinitrophenol.....	100	N.D.
Anthracene.....	10	N.D.	2,4-Dinitrotoluene.....	10	N.D.
Azobenzene.....	20	N.D.	2,6-Dinitrotoluene.....	10	N.D.
Benzidine.....	100	N.D.	Di-N-octyl phthalate.....	40	N.D.
Benzoic Acid.....	100	N.D.	Fluoranthene.....	10	N.D.
Benz(a)anthracene.....	10	N.D.	Fluorene.....	10	N.D.
Benzo(b)fluoranthene.....	10	N.D.	Hexachlorobenzene.....	10	N.D.
Benzo(k)fluoranthene.....	10	N.D.	Hexachlorobutadiene.....	10	N.D.
Benzo(g,h,i)perylene.....	10	N.D.	Hexachlorocyclopentadiene.....	40	N.D.
Benzo(a)pyrene.....	10	N.D.	Hexachloroethane.....	10	N.D.
Benzyl alcohol.....	20	N.D.	Indeno(1,2,3-cd)pyrene.....	20	N.D.
Bis(2-chloroethoxy)methane.....	10	N.D.	Isophorone.....	10	N.D.
Bis(2-chloroethyl)ether.....	10	N.D.	2-Methylnaphthalene.....	10	N.D.
Bis(2-chloroisopropyl)ether.....	10	N.D.	2-Methylphenol.....	10	N.D.
Bis(2-ethylhexyl)phthalate.....	20	N.D.	4-Methylphenol.....	10	N.D.
4-Bromophenyl phenyl ether.....	10	N.D.	Naphthalene.....	10	N.D.
Butyl benzyl phthalate.....	20	N.D.	2-Nitroaniline.....	20	N.D.
4-Chloroaniline.....	10	N.D.	3-Nitroaniline.....	20	N.D.
2-Chloronaphthalene.....	10	N.D.	4-Nitroaniline.....	100	N.D.
4-Chloro-3-methylphenol.....	20	N.D.	Nitrobenzene.....	40	N.D.
2-Chlorophenol.....	10	N.D.	2-Nitrophenol.....	10	N.D.
4-Chlorophenyl phenyl ether.....	10	N.D.	4-Nitrophenol.....	100	N.D.
Chrysene.....	10	N.D.	N-Nitrosodiphenylamine.....	10	N.D.
Dibenz(a,h)anthracene.....	20	N.D.	N-Nitroso-di-N-propylamine.....	10	N.D.
Dibenzofuran.....	10	N.D.	Pentachlorophenol.....	40	N.D.
Di-N-butyl phthalate.....	20	N.D.	Phenanthrene.....	10	N.D.
1,3-Dichlorobenzene.....	10	N.D.	Phenol.....	10	N.D.
1,4-Dichlorobenzene.....	10	N.D.	Pyrene.....	10	N.D.
1,2-Dichlorobenzene.....	10	N.D.	1,2,4-Trichlorobenzene.....	10	N.D.
3,3-Dichlorobenzidine.....	40	N.D.	2,4,5-Trichlorophenol.....	20	N.D.
2,4-Dichlorophenol.....	10	N.D.	2,4,6-Trichlorophenol.....	20	N.D.
Diethyl phthalate.....	10	N.D.			
2,4-Dimethylphenol.....	20	N.D.			

This analysis was subcontracted to and performed by Del Mar Analytical, Irvine -ELAP #1197.  
 Analytes reported as N.D. were not present at or above the reporting limit.

**DEL MAR ANALYTICAL, VAN NUYS (ELAP #1855)**

  
 Van Quach  
 Laboratory Manager

Surrogate Standard Recoveries (Accept. Limits):	
2-Fluorophenol (21-100).....	24%
Phenol-d6 (10-94).....	37%
2,4,6-Tribromophenol (10-123).....	64%
Nitrobenzene-d5 (35-114).....	42%
2-Fluorobiphenyl (43-116).....	51%
Terphenyl-d14 (33-141).....	80%



Simi Valley County Sanitary Dist.  
 2929 Tapo Canyon Rd.  
 Simi Valley, CA 93063  
 Attention: Larry Whitney

**Method Blank**

Extracted: Aug 18, 1997  
 Analyzed: Aug 26, 1997  
 Reported: Aug 27, 1997  
 Matrix: Water

## ORGANOCHLORINE/TRIAZINE PESTICIDES (EPA 507)

Analyte	Reporting Limit		Sample Result
	µg/L (ppb)		
Aldrin.....	0.10		N.D.
alpha-BHC.....	0.050		N.D.
beta-BHC.....	0.050		N.D.
delta-BHC.....	0.40		N.D.
gamma-BHC (Lindane).....	0.050		N.D.
Chlordane.....	0.15		N.D.
4,4'-DDD.....	0.10		N.D.
4,4'-DDE.....	0.050		N.D.
4,4'-DDT.....	0.10		N.D.
Dieldrin.....	0.10		N.D.
Endosulfan I.....	0.15		N.D.
Endosulfan II.....	0.10		N.D.
Endosulfan sulfate.....	0.75		N.D.
Endrin.....	0.10		N.D.
Endrin aldehyde.....	0.25		N.D.
Heptachlor.....	0.10		N.D.
Heptachlor epoxide.....	0.10		N.D.
Methoxychlor.....	10		N.D.
Toxaphene.....	0.50		N.D.
PCB-1016.....	1.0		N.D.
PCB-1221.....	1.0		N.D.
PCB-1232.....	1.0		N.D.
PCB-1242.....	1.0		N.D.
PCB-1248.....	1.0		N.D.
PCB-1254.....	1.0		N.D.
PCB-1260.....	1.0		N.D.

This analysis was subcontracted to and performed by APPL Laboratory, Inc. (ELAP #1312).  
 Analytes reported as N.D. were not present at or above the reporting limit.

**DEL MAR ANALYTICAL, VAN NUYS (ELAP #1855)**

  
 Van Quach  
 Laboratory Manager

Surrogate Standard Recoveries (Accept. Limits):	
Tributylphosphate.....	69.1%
Triphenylphosphate.....	71.6%





# Del Mar Analytical

2852 Alton Ave., Irvine, CA 92714  
 1014 E. Cooley Dr., Suite A. Colton, CA 92324  
 16525 Sherman Way, Suite C-11, Van Nuys, CA 91406  
 2465 W. 12th St., Suite 1, Tempe, AZ 85281

(714) 261-1022 FAX (714) 261-1023  
 (909) 370-4667 FAX (909) 370-4668  
 (818) 779-1844 FAX (818) 779-1845  
 (602) 968-8272 FAX (602) 968-8273

## MS/MSD DATA REPORT

EPA METHOD: 418.1  
 Matrix: Water

DATE: 8/19/97

SAMPLE #: Blank

Analyte	R1	Sp	MS	MSD	PR1	PR2	RPD	MEAN PR
	ppm	ppm	ppm	ppm	%	%	%	%
Hydrocarbons	0	5	4.4	4.4	88%	88%	0.0%	88%

### Definition of Terms:

- R1..... Result of Sample Analysis
- Sp..... Spike Concentration Added to Sample
- MS..... Matrix Spike Result
- MSD..... Matrix Spike Duplicate Result
- PR1..... Percent Recovery of MS;  $((MS-R1) / SP) \times 100$
- PR2..... Percent Recovery of MSD;  $((MSD-R1) / SP) \times 100$
- RPD..... Relative Percent Difference;  $((MS-MSD)/(MS+MSD)/2) \times 100$

Del Mar Analytical

## MS/MSD DATA REPORT

EPA METHOD: 625  
 Matrix: Water

DATE: 8/18/97

SAMPLE # Blank

Analyte	R1	Sp	MS	MSD	PR1	PR2	RPD	MEAN PR
	ppb	ppb	ppb	ppb	%	%	%	%
1,4-Dichlorobenzene	0	50	41	42	82%	84%	2.4%	83%
n-nitroso-di-n-propylamine	0	50	46	47	92%	94%	2.2%	93%
1,2,4-Trichlorobenzene	0	50	44	46	88%	92%	4.4%	90%
Acenaphthene	0.10	50	46	48	92%	96%	4.3%	94%
2,4-Dinitrotoluene	0	50	42	43	84%	86%	2.4%	85%
Pyrene	0.10	50	51	61	102%	122%	18%	112%
4-Chloro-3-methylphenol	0	100	89	92	89%	92%	3.3%	91%
2-Chlorophenol	0	100	90	93	90%	93%	3.3%	92%
4-Nitrophenol	0.10	100	79	81	79%	81%	2.5%	80%
Pentachlorophenol	0	100	103	111	103%	111%	7.5%	107%
Phenol	0.10	100	81	82	81%	82%	1.2%	81%

**Definition of Terms:**

- R1..... Result of Sample Analysis
- Sp..... Spike Concentration Added to Sample
- MS..... Matrix Spike Result
- MSD..... Matrix Spike Duplicate Result
- PR1..... Percent Recovery of MS; ((MS-R1) / SP) X 100
- PR2..... Percent Recovery of MSD; ((MSD-R1) / SP) X 100
- RPD..... Relative Percent Difference; ((MS-MSD)/(MS+MSD/2)) X 100

## LCS DATA REPORT

**METHOD** 625  
**Matrix:** water

**DATE:** 8/17/97

Analyte	St	R1	PR
	ng	ng	%
Phenol	50	25	50%
1,4-Dichlorobezene	50	24	48%
2-Nitrophenol	50	28	56%
2,4-Dichlorophenol	50	29	58%
Hexachlorobutadiene	50	27	54%
4-Chloro-3-Methylphenol	50	31	62%
2,4,6-Trichlorophenol	50	32	64%
Acenaphthene	50	33	66%
n-Nitrosodiphenylamine	50	32	64%
Pentachlorophenol	50	40	80%
Fluoranthene	50	37	74%
Di-n-octylphthalate	50	35	70%
Benzo(a)pyrene	50	35	70%


### Definitions of Terms:

**St.** ..... Total nanograms of standard added to sample  
**R1.** ..... Standard Result  
**PR.** ..... Percent Recovery of R1;  $(R1 / St) \times 100$

Del Mar Analytical







August 29, 1997

Del Mar Analytical  
16525 Sherman Way Suite C11  
Van Nuys, California 91406  
Attn: Mary Ann Linsel

ARF #: 25755

Dear Ms. Linsel:

One water sample for Project Number 'V7080388' was received August 14, 1997, in good condition. Written results are being provided on this August 29, 1997, for the analyses requested. All holding times were met. Methods 508, 507 and 1657 require only one of the surrogate compounds to be within control limits. All samples, blanks and QC samples meet this criterion. No problems or complications were encountered with this sample set.

Sample Table

<u>Client ID</u>	<u>APPL ID</u>	<u>Date Sampled</u>
V7080388	54304W	08/11/97

If you have any questions or require further information, please contact us at your convenience. Thank you for choosing APPL, Inc.

Sincerely,

Mike Ray, Laboratory Director  
APPL, Inc.

MR/pc  
Enclosure  
cc: File

PA 508 Specialty OCL & PCB

Del Mar Analytical  
16525 Sherman Way, Ste C-11  
Van Nuys, CA 91406

APPL Inc.  
4203 West Swift Avenue  
Fresno, CA 93722

Attn: Mary Ann Linsel

Sample ID: V7080388

Sample Collection Date: 8/11/97

APPL ID: AP54304

ARF: 25755

Method	Analyte	Result	PQL	Units	Extraction Date	Analysis Date
EPA 508	Alachlor	Not detected	0.10	ug/L	8/18/97	8/23/97
EPA 508	Aldrin	Not detected	0.05	ug/L	8/18/97	8/23/97
EPA 508	Benefin	Not detected	0.10	ug/L	8/18/97	8/23/97
EPA 508	a-BHC	Not detected	0.05	ug/L	8/18/97	8/23/97
EPA 508	b-BHC	Not detected	0.05	ug/L	8/18/97	8/23/97
EPA 508	d-BHC	Not detected	0.05	ug/L	8/18/97	8/23/97
EPA 508	Captan	Not detected	0.10	ug/L	8/18/97	8/23/97
EPA 508	Carbophenothion	Not detected	0.05	ug/L	8/18/97	8/23/97
EPA 508	Chlordane	Not detected	0.05	ug/L	8/18/97	8/23/97
EPA 508	Chlorothalonil	Not detected	0.05	ug/L	8/18/97	8/23/97
EPA 508	2,4-DDD	Not detected	0.05	ug/L	8/18/97	8/23/97
EPA 508	2,4-DDE	Not detected	0.05	ug/L	8/18/97	8/23/97
EPA 508	4,4'-DDE	Not detected	0.01	ug/L	8/18/97	8/23/97
EPA 508	2,4-DDT	Not detected	0.02	ug/L	8/18/97	8/23/97
EPA 508	4,4'-DDT	Not detected	0.02	ug/L	8/18/97	8/23/97
EPA 508	Dicofol	Not detected	0.10	ug/L	8/18/97	8/23/97
EPA 508	Dieldrin	Not detected	0.02	ug/L	8/18/97	8/23/97
EPA 508	DMPA	Not detected	0.10	ug/L	8/18/97	8/23/97
EPA 508	Endosulfan I	Not detected	0.02	ug/L	8/18/97	8/23/97
EPA 508	Endosulfan II	Not detected	0.01	ug/L	8/18/97	8/23/97
EPA 508	Endosulfan sulfate	Not detected	0.05	ug/L	8/18/97	8/23/97
EPA 508	Endrin	Not detected	0.05	ug/L	8/18/97	8/23/97
EPA 508	Endrin aldehyde	Not detected	0.05	ug/L	8/18/97	8/23/97
EPA 508	Endrin ketone	Not detected	0.05	ug/L	8/18/97	8/23/97
EPA 508	g-BHC (Lindane)	Not detected	0.05	ug/L	8/18/97	8/23/97
EPA 508	Heptachlor	Not detected	0.01	ug/L	8/18/97	8/23/97
EPA 508	Heptachlor epoxide	Not detected	0.01	ug/L	8/18/97	8/23/97
EPA 508	Hexachlorobenzene	Not detected	0.05	ug/L	8/18/97	8/23/97
EPA 508	Methoxychlor	Not detected	0.05	ug/L	8/18/97	8/23/97
EPA 508	Nitrofen	Not detected	0.05	ug/L	8/18/97	8/23/97
EPA 508	PCB-1016	Not detected	0.50	ug/L	8/18/97	8/23/97
EPA 508	PCB-1221	Not detected	0.50	ug/L	8/18/97	8/23/97
EPA 508	PCB-1232	Not detected	0.50	ug/L	8/18/97	8/23/97
EPA 508	PCB-1242	Not detected	0.50	ug/L	8/18/97	8/23/97

Run #: 821051  
Instrument: ELD02  
Sequence: 970821  
Initials: [Signature]

PA 508 Specialty OCL & PCB

Del Mar Analytical  
16525 Sherman Way, Ste C-11  
Van Nuys, CA 91406

APPL Inc.  
4203 West Swift Avenue  
Fresno, CA 93722

Attn: Mary Ann Linsel

Sample ID: V7080388

Sample Collection Date: 8/11/97

APPL ID: AP54304

ARF: 25755

Method	Analyte	Result	PQL	Units	Extraction Date	Analysis Date
EPA 508	PCB-1248	Not detected	0.50	ug/L	8/18/97	8/23/97
EPA 508	PCB-1254	Not detected	0.50	ug/L	8/18/97	8/23/97
EPA 508	PCB-1260	Not detected	0.50	ug/L	8/18/97	8/23/97
EPA 508	PCNB	Not detected	0.05	ug/L	8/18/97	8/23/97
EPA 508	Propachlor	Not detected	0.10	ug/L	8/18/97	8/23/97
EPA 508	4,4'-TDE/DDD	Not detected	0.02	ug/L	8/18/97	8/23/97
EPA 508	Toxaphene	Not detected	0.50	ug/L	8/18/97	8/23/97
EPA 508	Surrogate: DECA-PCB	84.3	70-130	%	8/18/97	8/23/97
EPA 508	Surrogate: Dibutylchloendate	58.1	70-130	%	8/18/97	8/23/97
EPA 508	Surrogate: 2,4,5,6-Tetrachloro-	70.7	70-130	%	8/18/97	8/23/97

Run #: 821051  
Instrument: EC002  
Sequence: 920821  
Initials: [Signature]  
Printed: 8/25/97 11:03:36 AM

A 507 OP/Triazine Pesticide

Del Mar Analytical  
16525 Sherman Way, Ste C-11  
Van Nuys, CA 91406

APPL Inc.  
4203 West Swift Avenue  
Fresno, CA 93722

Attn: Mary Ann Linsel

Sample ID: V7080388

Sample Collection Date: 8/11/97

APPL ID: AP54304

ARF: 25755

Method	Analyte	Result	PQL	Units	Extraction Date	Analysis Date
EPA 507	Alachlor	Not detected	0.5	ug/L	8/18/97	8/27/97
EPA 507	Atrazine	Not detected	0.5	ug/L	8/18/97	8/27/97
EPA 507	Bromacil	Not detected	0.5	ug/L	8/18/97	8/27/97
EPA 507	Butachlor	Not detected	0.38	ug/L	8/18/97	8/27/97
EPA 507	Demeton-S	Not detected	0.5	ug/L	8/18/97	8/27/97
EPA 507	Diazinon	0.15 J	0.25	ug/L	8/18/97	8/27/97
EPA 507	Dimethoate	Not detected	0.5	ug/L	8/18/97	8/27/97
EPA 507	Disulfoton	Not detected	0.5	ug/L	8/18/97	8/27/97
EPA 507	Metolachlor	Not detected	0.5	ug/L	8/18/97	8/27/97
EPA 507	Metribuzin	Not detected	0.5	ug/L	8/18/97	8/27/97
EPA 507	Mevinphos	Not detected	0.5	ug/L	8/18/97	8/27/97
EPA 507	Molinate	Not detected	0.5	ug/L	8/18/97	8/27/97
EPA 507	Prometon	Not detected	0.5	ug/L	8/18/97	8/27/97
EPA 507	Prometryn	Not detected	0.5	ug/L	8/18/97	8/27/97
EPA 507	Pronamide	Not detected	0.5	ug/L	8/18/97	8/27/97
EPA 507	Simazine	Not detected	0.5	ug/L	8/18/97	8/27/97
EPA 507	Simetryn	Not detected	0.5	ug/L	8/18/97	8/27/97
EPA 507	Terbutryn	Not detected	0.5	ug/L	8/18/97	8/27/97
EPA 507	Thiobencarb	Not detected	0.5	ug/L	8/18/97	8/27/97
EPA 507	Surrogate: Tributylphosphate	86.2	70-130	%	8/18/97	8/27/97
EPA 507	Surrogate: Triphenylphosphate	76.7	70-130	%	8/18/97	8/27/97

J = Estimated value, below quantitation limit.

Run #:	95
Instrument:	NPDC3
Sequence:	970824
Initials:	WHL
Printed: 8/27/97 11:47:40 AM	

1657 OP Pesticides

Del Mar Analytical  
16525 Sherman Way, Ste C-11  
Van Nuys, CA 91406

APPL Inc.  
4203 West Swift Avenue  
Fresno, CA 93722

Attn: Mary Ann Linsel

Sample ID: V7080388

Sample Collection Date: 8/11/97

APPL ID: AP54304

ARF: 25755

Method	Analyte	Result	PQL	Units	Extraction Date	Analysis Date
1657	Acephate **	Not detected	0.10	ug/L	8/18/97	8/21/97
1657	Ametryn **	Not detected	0.05	ug/L	8/18/97	8/21/97
1657	Atraton **	Not detected	0.05	ug/L	8/18/97	8/21/97
1657	Atrazine **	Not detected	0.05	ug/L	8/18/97	8/21/97
1657	Azinphosmethyl *	Not detected	0.5	ug/L	8/18/97	8/21/97
1657	Butachlor ***	Not detected	0.05	ug/L	8/18/97	8/21/97
1657	Butylate **	Not detected	0.10	ug/L	8/18/97	8/21/97
1657	Chloroprotham **	Not detected	0.02	ug/L	8/18/97	8/21/97
1657	Chlorpyrifos *	Not detected	0.02	ug/L	8/18/97	8/21/97
1657	Cyanazine **	Not detected	0.05	ug/L	8/18/97	8/21/97
1657	Cycloate ***	Not detected	0.06	ug/L	8/18/97	8/21/97
1657	Def *	Not detected	0.05	ug/L	8/18/97	8/21/97
1657	Demeton-O,S	Not detected	0.10	ug/L	8/18/97	8/21/97
1657	Diazinon *	0.19	0.02	ug/L	8/18/97	8/21/97
1657	Dichlorvos	Not detected	0.20	ug/L	8/18/97	8/21/97
1657	Dimethoate *	Not detected	0.20	ug/L	8/18/97	8/21/97
1657	Diphenamid **	Not detected	0.05	ug/L	8/18/97	8/21/97
1657	Disulfoton	Not detected	0.03	ug/L	8/18/97	8/21/97
1657	Disulfoton Sulfone ***	Not detected	1.0	ug/L	8/18/97	8/21/97
1657	Disulfoton Sulfoxide **	Not detected	1.0	ug/L	8/18/97	8/21/97
1657	EPTC (Ethyldipropylthiocarba	Not detected	0.10	ug/L	8/18/97	8/21/97
1657	Ethoprop *	Not detected	0.02	ug/L	8/18/97	8/21/97
1657	Fenamiphos ***	Not detected	0.20	ug/L	8/18/97	8/21/97
1657	Fusilade **	Not detected	0.05	ug/L	8/18/97	8/21/97
1657	Hexazinone ***	Not detected	0.20	ug/L	8/18/97	8/21/97
1657	Malathion	Not detected	0.20	ug/L	8/18/97	8/21/97
1657	Merphos	Not detected	0.05	ug/L	8/18/97	8/21/97
1657	Metalaxyl ***	Not detected	0.05	ug/L	8/18/97	8/21/97
1657	Methamidophos ***	Not detected	0.20	ug/L	8/18/97	8/21/97
1657	Methidathion **	Not detected	0.50	ug/L	8/18/97	8/21/97
1657	Methyl Paraoxon ***	Not detected	1.0	ug/L	8/18/97	8/21/97
1657	Metolachlor ***	Not detected	0.05	ug/L	8/18/97	8/21/97
1657	Metribuzin ***	Not detected	0.08	ug/L	8/18/97	8/21/97
1657	Mevinphos *	Not detected	0.5	ug/L	8/18/97	8/21/97

\*\*\* 112    \*\* 83    \* 39  
 NP002    NP002    NP002  
 970820    970820    970825  
 Jxd    Jxd    Jxd

Run #:	16
Instrument:	NP002
Sequence:	970825
Initials:	Jxd
Printed: 8/28/97 2:45:25 PM	

1657 OP Pesticides

Del Mar Analytical  
16525 Sherman Way, Ste C-11  
Van Nuys, CA 91406

APPL Inc.  
4203 West Swift Avenue  
Fresno, CA 93722

Attn: Mary Ann Linsel

Sample ID: V7080388

APPL ID: AP54304

Sample Collection Date: 8/11/97

ARF: 25755

Method	Analyte	Result	PQL	Units	Extraction Date	Analysis Date
1657	Molinate **	Not detected	0.05	ug/L	8/18/97	8/21/97
1657	Naled *	Not detected	1.0	ug/L	8/18/97	8/21/97
1657	Napropamide **	Not detected	0.05	ug/L	8/18/97	8/21/97
1657	Parathion, ethyl	Not detected	0.02	ug/L	8/18/97	8/21/97
1657	Parathion, methyl *	Not detected	0.10	ug/L	8/18/97	8/21/97
1657	Pebulate ***	Not detected	0.10	ug/L	8/18/97	8/21/97
1657	Phorate *	Not detected	0.02	ug/L	8/18/97	8/21/97
1657	Phosmet ***	Not detected	0.25	ug/L	8/18/97	8/21/97
1657	Profenofos ***	Not detected	0.22	ug/L	8/18/97	8/21/97
1657	Prometon ***	Not detected	0.05	ug/L	8/18/97	8/21/97
1657	Prometryn ***	Not detected	0.05	ug/L	8/18/97	8/21/97
1657	Pronamide ***	Not detected	0.06	ug/L	8/18/97	8/21/97
1657	Propazine ***	Not detected	0.05	ug/L	8/18/97	8/21/97
1657	Prowl (Pendimethalin) *	Not detected	0.02	ug/L	8/18/97	8/21/97
1657	Ronnel	Not detected	0.05	ug/L	8/18/97	8/21/97
1657	Simazine **	0.06	0.05	ug/L	8/18/97	8/21/97
1657	Simetryn ***	Not detected	0.10	ug/L	8/18/97	8/21/97
1657	Stirophos	Not detected	0.08	ug/L	8/18/97	8/21/97
1657	Sythane **	Not detected	0.05	ug/L	8/18/97	8/21/97
1657	Terbufos **	Not detected	0.05	ug/L	8/18/97	8/21/97
1657	Terbutryn **	Not detected	0.05	ug/L	8/18/97	8/21/97
1657	Thiobencarb ***	Not detected	0.05	ug/L	8/18/97	8/21/97
1657	Tricyclazole ***	Not detected	2.5	ug/L	8/18/97	8/21/97
1657	Trifluralin *	Not detected	0.02	ug/L	8/18/97	8/21/97
1657	Vernolate **	Not detected	0.10	ug/L	8/18/97	8/21/97
1657	Surrogate: Tributylphosphate *	140	60-150	%	8/18/97	8/21/97
1657	Surrogate: Triphenylphosphate	101	76-140	%	8/18/97	8/21/97

\*\*\* 112      \*\* 83      \* 39  
 NPDDZ      NPDDZ      NPDDZ  
 970820      970820      970825  
 JXL      JXL      JXL

Run #:	16
Instrument:	NPDDZ
Sequence:	970825
Initials:	JXL
Printed: 8/28/97 2:45:26 PM	

'A 508 Specialty OCL & PCB

Del Mar Analytical  
16525 Sherman Way, Ste C-11  
Van Nuys, CA 91406

APPL Inc.  
4203 West Swift Avenue  
Fresno, CA 93722

Attn: Mary Ann Linsel

Blank Name/QCG: 970818-4387  
Batch ID: \$508-4387  
ARF: 25754

Sample Type	Method	Analyte	Result	PQL	Units	Extraction Date	Analysis Date
BLANK	EPA 508	Alachlor	Not detected	0.10	ug/L	08/18/97	08/22/97
BLANK	EPA 508	Aldrin	Not detected	0.05	ug/L	08/18/97	08/22/97
BLANK	EPA 508	Benefin	Not detected	0.10	ug/L	08/18/97	08/22/97
BLANK	EPA 508	a-BHC	Not detected	0.05	ug/L	08/18/97	08/22/97
BLANK	EPA 508	b-BHC	Not detected	0.05	ug/L	08/18/97	08/22/97
BLANK	EPA 508	d-BHC	Not detected	0.05	ug/L	08/18/97	08/22/97
BLANK	EPA 508	Captan	Not detected	0.10	ug/L	08/18/97	08/22/97
BLANK	EPA 508	Carbophenothion	Not detected	0.05	ug/L	08/18/97	08/22/97
BLANK	EPA 508	Chlordane	Not detected	0.05	ug/L	08/18/97	08/22/97
BLANK	EPA 508	Chlorothalonil	Not detected	0.05	ug/L	08/18/97	08/22/97
BLANK	EPA 508	2,4-DDD	Not detected	0.05	ug/L	08/18/97	08/22/97
BLANK	EPA 508	2,4-DDE	Not detected	0.05	ug/L	08/18/97	08/22/97
BLANK	EPA 508	4,4'-DDE	Not detected	0.01	ug/L	08/18/97	08/22/97
BLANK	EPA 508	2,4-DDT	Not detected	0.02	ug/L	08/18/97	08/22/97
BLANK	EPA 508	4,4'-DDT	Not detected	0.02	ug/L	08/18/97	08/22/97
BLANK	EPA 508	Dicofol	Not detected	0.10	ug/L	08/18/97	08/22/97
BLANK	EPA 508	Dieldrin	Not detected	0.02	ug/L	08/18/97	08/22/97
BLANK	EPA 508	DMPA	Not detected	0.10	ug/L	08/18/97	08/22/97
BLANK	EPA 508	Endosulfan I	Not detected	0.02	ug/L	08/18/97	08/22/97
BLANK	EPA 508	Endosulfan II	Not detected	0.01	ug/L	08/18/97	08/22/97
BLANK	EPA 508	Endosulfan sulfate	Not detected	0.05	ug/L	08/18/97	08/22/97
BLANK	EPA 508	Endrin	Not detected	0.05	ug/L	08/18/97	08/22/97
BLANK	EPA 508	Endrin aldehyde	Not detected	0.05	ug/L	08/18/97	08/22/97
BLANK	EPA 508	Endrin ketone	Not detected	0.05	ug/L	08/18/97	08/22/97
BLANK	EPA 508	g-BHC (Lindane)	Not detected	0.05	ug/L	08/18/97	08/22/97
BLANK	EPA 508	Heptachlor	Not detected	0.01	ug/L	08/18/97	08/22/97
BLANK	EPA 508	Heptachlor epoxide	Not detected	0.01	ug/L	08/18/97	08/22/97
BLANK	EPA 508	Hexachlorobenzene	Not detected	0.05	ug/L	08/18/97	08/22/97
BLANK	EPA 508	Methoxychlor	Not detected	0.05	ug/L	08/18/97	08/22/97
BLANK	EPA 508	Nitrofen	Not detected	0.05	ug/L	08/18/97	08/22/97
BLANK	EPA 508	PCB-1016	Not detected	0.50	ug/L	08/18/97	08/22/97
BLANK	EPA 508	PCB-1221	Not detected	0.50	ug/L	08/18/97	08/22/97
BLANK	EPA 508	PCB-1232	Not detected	0.50	ug/L	08/18/97	08/22/97
BLANK	EPA 508	PCB-1242	Not detected	0.50	ug/L	08/18/97	08/22/97

Run #: 821042  
Instrument: ECDO2  
Sequence: 970824  
Initials: [Signature]  
Printed: 8/25/97 11:29:20 AM

APPL Specialty OCL & PCB

Del Mar Analytical  
16525 Sherman Way, Ste C-11  
Van Nuys, CA 91406

APPL Inc.  
4203 West Swift Avenue  
Fresno, CA 93722

Attn: Mary Ann Linsel

Blank Name/QCG: 970818-4387  
Batch ID: S508-4387  
ARF: 25754

Sample Type	Method	Analyte	Result	PQL	Units	Extraction Date	Analysis Date
BLANK	EPA 508	PCB-1248	Not detected	0.50	ug/L	08/18/97	08/22/97
BLANK	EPA 508	PCB-1254	Not detected	0.50	ug/L	08/18/97	08/22/97
BLANK	EPA 508	PCB-1260	Not detected	0.50	ug/L	08/18/97	08/22/97
BLANK	EPA 508	PCNB	Not detected	0.05	ug/L	08/18/97	08/22/97
BLANK	EPA 508	Propachlor	Not detected	0.10	ug/L	08/18/97	08/22/97
BLANK	EPA 508	4,4'-TDE/DDD	Not detected	0.02	ug/L	08/18/97	08/22/97
BLANK	EPA 508	Toxaphene	Not detected	0.50	ug/L	08/18/97	08/22/97
BLANK	EPA 508	Surrogate: DECA-PCB	84.3	70-130	%	08/18/97	08/22/97
BLANK	EPA 508	Surrogate: Dibutylchloren	70.7	70-130	%	08/18/97	08/22/97
BLANK	EPA 508	Surrogate: 2,4,5,6-Tetrac	57.6	70-130	%	08/18/97	08/22/97

Run #: 821043  
Instrument: EC002  
Sequence: 970821  
Initials: [Signature]  
Printed: 8/25/97 11:29:21 AM



# Matrix / Control Spike Recoveries

## METHOD 508

APPL, Inc.  
4203 West Swift Avenue  
Fresno, CA 93722

EPA Method #: 508  
APPL Sample #: 970818W LCS/LCSD  
Date/Initials: 8/26/97 SD  
Matrix Type: Water  
Units: ug/L

Compound Name (See Below)	Spike Level	Matrix Results	SPK Results	SPK% Recovery	DUP Results	DUP% Recovery	%RPD (see below)	QC Recovery	Limits RPD
a-BHC	0.100	0	0.0611	61.1%	0.0670	67.0%	9.2%	47-126	NE
b-BHC	0.100	0	0.0860	86.0%	0.0907	90.7%	5.3%	58-129	NE
Lindane	0.100	0	0.0807	80.7%	0.0783	78.3%	3.0%	61-123	18
d-BHC *	0.0055	0	0.0059	107%	0.0036	65.5%	48.4%	63-123	NE
Heptachlor	0.100	0	0.0528	52.8%	0.0659	65.9%	22.1%	31-138	23
Aldrin	0.100	0	0.0414	41.4%	0.0589	58.9%	34.9%	13-127	35
Heptachlor epoxide	0.100	0	0.0789	78.9%	0.0856	85.6%	8.1%	55-125	NE
b-Chlordane	0.100	0	0.0703	70.3%	0.0784	78.4%	10.9%	30-134	NE
a-Chlordane *	0.202	0	0.159	78.7%	0.171	84.7%	7.3%	52-125	NE
p,p'-DDE	0.100	0	0.0688	68.8%	0.0765	76.5%	10.6%	41-125	NE
b-Endosulfan *	0.200	0	0.147	73.5%	0.163	81.5%	10.3%	45-149	NE
b-Endosulfan *	0.213	0	0.167	78.4%	0.177	83.1%	5.8%	32-132	NE
Dieldrin	0.100	0	0.0726	72.6%	0.0787	78.7%	8.1%	50-123	17
Endrin	0.100	0	0.0805	80.5%	0.0872	87.2%	8.0%	68-125	22
p,p'-DDD *	0.204	0	0.150	73.5%	0.162	79.4%	7.7%	37-131	NE
Endrin aldehyde	0.100	0	0.0854	85.4%	0.0918	91.8%	7.2%	47-123	NE
p,p'-DDT	0.100	0	0.0730	73.0%	0.0780	78.0%	6.6%	47-145	22
Endosulfan sulfate	0.100	0	0.0847	84.7%	0.0871	87.1%	2.8%	63-124	NE
Endrin ketone *	0.215	0	0.179	83.3%	0.190	88.4%	6.0%	54-144	NE
Methoxychlor *	0.172	0	0.202	117%	0.214	124%	5.8%	53-160	NE
RR # 1016	2.50	0	1.57	62.8%	1.59	63.6%	1.3%	NE	NE
RR# 1260	2.50	0	1.94	77.6%	1.95	78.0%	0.51%	NE	NE

Surrogate	Spike Level	Matrix Results	SPK Results	SPK% Recovery	DUP Results	DUP% Recovery	QC Limits
CMX	0.100	*****	0.042	41.7%	0.055	131%	70-130
BC	0.100	*****	0.064	63.5%	0.070	110%	70-130
Deca PCB	0.100	*****	0.098	97.5%	0.101	104%	70-130

	PESTICIDES		AROCLORS	
	SPK	DUP	SPK	DUP
Extraction Date:	8/18/97	8/18/97	8/12/97	8/12/97
Analysis Date:	8/22/97	8/22/97	8/22/97	8/22/97
Analysis Time:	7:33 PM	8:13 PM	8:53 PM	9:33 PM
Instrument:	ECD02A	ECD02A	ECD02A	ECD02A
Column:	RTX-5	RTX-5	RTX-5	RTX-5
Sample/Vial #:	43	44	45	46
Extraction Ratio:	5/1000	5/1000	5/1000	5/1000
Dilution Factor:	1	1	1	1

Comments: \*Spike level calculated from injection of ( 508 spike mix 4/15/97) on ECD02 8/25/97.

Limits established 03-25-96 to 11-11-96, RPD 10-19-94 to 7-27-95

1. ATRAZINE PESTICIDE

Del Mar Analytical  
16525 Sherman Way, Ste C-11  
Van Nuys, CA 91406

APPL Inc.  
4203 West Swift Avenue  
Fresno, CA 93722

Attn: Mary Ann Linsel

Blank Name/QCG: 970818-4445  
Batch ID: S507-970818  
ARF: 25754

Sample Type	Method	Analyte	Result	PQL	Units	Extraction Date	Analysis Date
BLANK	EPA 507	Alachlor	Not detected	0.5	ug/L	08/18/97	08/26/97
BLANK	EPA 507	Atrazine	Not detected	0.5	ug/L	08/18/97	08/26/97
BLANK	EPA 507	Bromacil	Not detected	0.5	ug/L	08/18/97	08/26/97
BLANK	EPA 507	Butachlor	Not detected	0.38	ug/L	08/18/97	08/26/97
BLANK	EPA 507	Demeton-S	Not detected	0.5	ug/L	08/18/97	08/26/97
BLANK	EPA 507	Diazinon	Not detected	0.25	ug/L	08/18/97	08/26/97
BLANK	EPA 507	Dimethoate	Not detected	0.5	ug/L	08/18/97	08/26/97
BLANK	EPA 507	Disulfoton	Not detected	0.5	ug/L	08/18/97	08/26/97
BLANK	EPA 507	Metolachlor	Not detected	0.5	ug/L	08/18/97	08/26/97
BLANK	EPA 507	Metribuzin	Not detected	0.5	ug/L	08/18/97	08/26/97
BLANK	EPA 507	Mevinphos	Not detected	0.5	ug/L	08/18/97	08/26/97
BLANK	EPA 507	Molinate	Not detected	0.5	ug/L	08/18/97	08/26/97
BLANK	EPA 507	Prometon	Not detected	0.5	ug/L	08/18/97	08/26/97
BLANK	EPA 507	Prometryn	Not detected	0.5	ug/L	08/18/97	08/26/97
BLANK	EPA 507	Pronamide	Not detected	0.5	ug/L	08/18/97	08/26/97
BLANK	EPA 507	Simazine	Not detected	0.5	ug/L	08/18/97	08/26/97
BLANK	EPA 507	Simetryn	Not detected	0.5	ug/L	08/18/97	08/26/97
BLANK	EPA 507	Terbutryn	Not detected	0.5	ug/L	08/18/97	08/26/97
BLANK	EPA 507	Thiobencarb	Not detected	0.5	ug/L	08/18/97	08/26/97
BLANK	EPA 507	Surrogate: Tributylphosph	69.1	70-130	%	08/18/97	08/26/97
BLANK	EPA 507	Surrogate: Triphenylphos	71.6	70-130	%	08/18/97	08/26/97

Run #:	89
Instrument:	NP003
Sequence:	970824
Initials:	JL
Printed: 8/27/97 11:47:17 AM	

**Matrix / Control Spike Recoveries**  
METHOD 507

APPL, Inc.  
4203 West Swift Avenue  
Fresno, CA 93722

EPA Method #: 507  
APPL Sample #: 970818W LCS-1/LCSD-1  
Date/Initials: 8/27/97 SXS  
Matrix Type: Water  
Units: ug/L

Compound Name (See Below)	Spike Level	Matrix Results	SPK Results	SPK% Recovery	DUP Results	DUP% Recovery	%RPD (see below)	QC Recovery	Limits RPD
Atrazine	1.25	0.00	0.976	78.1%	1.09	87.2%	11%	39-141	18
Butachlor	5.00	0.00	4.17	83.4%	4.46	89.2%	6.7%	NE	NE
Dimethoate	1.25	0.00	1.03	82.4%	1.18	94.4%	14%	37-165	18
Disulfoton	1.25	0.00	0.736	58.9%	0.833	66.6%	12%	NE	NE
Metribuzin	2.50	0.00	1.99	79.6%	2.20	88.0%	10%	NE	NE
Prometon	1.25	0.00	0.870	69.6%	1.03	82.4%	17%	NE	NE
Prometryn	1.25	0.00	0.933	74.6%	1.03	82.4%	9.9%	NE	NE
Pronamide	5.00	0.00	4.20	84.0%	4.60	92.0%	9.1%	NE	NE
Thiobencarb	1.25	0.00	1.09	87.2%	1.15	92.0%	5.4%	NE	NE

Surrogate	Spike Level	Matrix Results	SPK Results	SPK% Recovery	DUP Results	DUP% Recovery	QC Limits
Tributylphosphate	5.00	*****	3.46	69.2%	3.77	75.4%	70-130
Triphenylphosphate	5.00	*****	3.57	71.4%	3.91	78.2%	70-130

Primary Column	
SPK	DUP
Extraction Date:	8/18/97 8/18/97
Analysis Date:	8/26/97 8/26/97
Analysis Time:	9:07 PM 9:44 PM
Instrument:	NPD03A NPD03A
Column:	HP-35 HP-35
Sample/Vial #:	90 91
Extraction Ratio:	5/1000 5/1000
Dilution Factor:	1 1

Secondary Column	
SPK	DUP

Comments:

---



---

Limits established 09-21-94 TO 04-10-95, RPD 04-07-94 to 05-15-95  
Surrogate limits established in Method 507 Revision 2, 1989  
NE = not established

**Matrix / Control Spike Recoveries**  
METHOD 507

APPL, Inc.  
4203 West Swift Avenue  
Fresno, CA 93722

EPA Method #: 507

APPL Sample #: 970818W LCS-2/LCSD-2

Date/Initials: 8/27/97 SXS

Matrix Type: Water  
Units: ug/L

Compound Name (See Below)	Spike Level	Matrix Results	SPK Results	SPK% Recovery	DUP Results	DUP% Recovery	%RPD (see below)	QC Recovery	Limits RPD
Alachlor	5.00	0.00	4.10	82.0%	3.61	72.2%	13%	NE	NE
Bromacil	5.00	0.00	4.35	87.0%	3.93	78.6%	10%	38-151	19
Demeton-S	2.50	0.00	1.81	72.4%	1.71	68.4%	5.7%	NE	NE
Diazinon	1.25	0.00	0.911	72.9%	0.855	68.4%	6.3%	NE	NE
Metolachlor	2.50	0.00	1.98	79.2%	1.67	66.8%	17%	NE	NE
Mevinphos	2.50	0.00	1.64	65.6%	1.47	58.8%	11%	NE	NE
Molinate	2.50	0.00	1.94	77.6%	1.70	68.0%	13%	36-143	17
Simazine	1.25	0.00	0.915	73.2%	0.786	62.9%	15%	NE	NE
Simetryn	1.25	0.00	0.899	71.9%	0.808	64.6%	11%	NE	NE
Terbutryn	1.25	0.00	0.956	76.5%	0.918	73.4%	4.1%	NE	NE

Surrogate	Spike Level	Matrix Results	SPK Results	SPK% Recovery	DUP Results	DUP% Recovery	QC Limits
Tributylphosphate	5.00	*****	3.58	71.6%	3.25	65.0%	70-130
Triphenylphosphate	5.00	*****	4.21	84.2%	3.78	75.6%	70-130

	Primary Column		Secondary Column	
	SPK	DUP	SPK	DUP
Extraction Date:	8/18/97	8/18/97		
Analysis Date:	8/28/97	8/28/97		
Analysis Time:	10:22 PM	10:59 PM		
Instrument:	NPD03A	NPD03A		
Column:	HP-35	HP-35		
Sample/Vial #:	92	93		
Extraction Ratio:	5/1000	5/1000		
Dilution Factor:	1	1		

Comments:

---



---

Limits established 09-21-94 TO 04-10-95, RPD 04-07-94 to 05-15-95

Surrogate limits established in Method 507 Revision 2, 1989

NE = not established

# 1657 OP Pesticides

Del Mar Analytical  
16525 Sherman Way, Ste C-11  
Van Nuys, CA 91406

APPL Inc.  
4203 West Swift Avenue  
Fresno, CA 93722

Attn: Mary Ann Linsel

Blank Name/QCG: 970818-4423  
Batch ID: \$1657A-970818  
ARF: 25754

Sample Type	Method	Analyte	Result	PQL	Units	Extraction Date	Analysis Date
BLANK	1657	Acephate **	Not detected	0.10	ug/L	08/18/97	08/21/97
BLANK	1657	Ametryn **	Not detected	0.05	ug/L	08/18/97	08/21/97
BLANK	1657	Atraton **	Not detected	0.05	ug/L	08/18/97	08/21/97
BLANK	1657	Atrazine **	Not detected	0.05	ug/L	08/18/97	08/21/97
BLANK	1657	Azinphosmethyl *	Not detected	0.5	ug/L	08/18/97	08/21/97
BLANK	1657	Butachlor ***	Not detected	0.05	ug/L	08/18/97	08/21/97
BLANK	1657	Butylate **	Not detected	0.10	ug/L	08/18/97	08/21/97
BLANK	1657	Chloroprotham **	Not detected	0.02	ug/L	08/18/97	08/21/97
BLANK	1657	Chlorpyrifos *	Not detected	0.02	ug/L	08/18/97	08/21/97
BLANK	1657	Cyanazine **	Not detected	0.05	ug/L	08/18/97	08/21/97
BLANK	1657	Cycloate ***	Not detected	0.06	ug/L	08/18/97	08/21/97
BLANK	1657	Def *	Not detected	0.05	ug/L	08/18/97	08/21/97
BLANK	1657	Demeton-O,S	Not detected	0.10	ug/L	08/18/97	08/21/97
BLANK	1657	Diazinon *	Not detected	0.02	ug/L	08/18/97	08/21/97
BLANK	1657	Dichlorvos	Not detected	0.20	ug/L	08/18/97	08/21/97
BLANK	1657	Dimethoate *	Not detected	0.20	ug/L	08/18/97	08/21/97
BLANK	1657	Diphenamid **	Not detected	0.05	ug/L	08/18/97	08/21/97
BLANK	1657	Disulfoton	Not detected	0.03	ug/L	08/18/97	08/21/97
BLANK	1657	Disulfoton Sulfone ***	Not detected	1.0	ug/L	08/18/97	08/21/97
BLANK	1657	Disulfoton Sulfoxide **	Not detected	1.0	ug/L	08/18/97	08/21/97
BLANK	1657	EPTC (Ethylidipropylthioc	Not detected	0.10	ug/L	08/18/97	08/21/97
BLANK	1657	Ethoprop *	Not detected	0.02	ug/L	08/18/97	08/21/97
BLANK	1657	Fenamiphos ***	Not detected	0.20	ug/L	08/18/97	08/21/97
BLANK	1657	Fusilade **	Not detected	0.05	ug/L	08/18/97	08/21/97
BLANK	1657	Hexazinone ***	Not detected	0.20	ug/L	08/18/97	08/21/97
BLANK	1657	Malathion	Not detected	0.20	ug/L	08/18/97	08/21/97
BLANK	1657	Merphos	Not detected	0.05	ug/L	08/18/97	08/21/97
BLANK	1657	Metalaxyl ***	Not detected	0.05	ug/L	08/18/97	08/21/97
BLANK	1657	Methamidophos ***	Not detected	0.20	ug/L	08/18/97	08/21/97
BLANK	1657	Methidathion **	Not detected	0.50	ug/L	08/18/97	08/21/97
BLANK	1657	Methyl Paraoxon ***	Not detected	1.0	ug/L	08/18/97	08/21/97
BLANK	1657	Metolachlor ***	Not detected	0.05	ug/L	08/18/97	08/21/97
BLANK	1657	Metribuzin ***	Not detected	0.08	ug/L	08/18/97	08/21/97
BLANK	1657	Mevinphos *	Not detected	0.5	ug/L	08/18/97	08/21/97

\*\*\* 105    \*\* 76    \* 48  
 NP002    NP002    NP002  
 970820    970820    970820  
 dxl        dxl        dxl

Run #:	20
Instrument:	NP002
Sequence:	970820
Initials:	dxl
Printed: 8/28/97 2:44:47 PM	

1657 OP Pesticides

Del Mar Analytical  
16525 Sherman Way, Ste C-11  
Van Nuys, CA 91406

APPL Inc.  
4203 West Swift Avenue  
Fresno, CA 93722

Attn: Mary Ann Linsel

Blank Name/QCG: 970818-4423  
Batch ID: \$1657A-970818  
ARF: 25754

Sample Type	Method	Analyte	Result	PQL	Units	Extraction Date	Analysis Date
BLANK	1657	Molinate **	Not detected	0.05	ug/L	08/18/97	08/21/97
BLANK	1657	Naled *	Not detected	1.0	ug/L	08/18/97	08/21/97
BLANK	1657	Napropamide **	Not detected	0.05	ug/L	08/18/97	08/21/97
BLANK	1657	Parathion, ethyl	Not detected	0.02	ug/L	08/18/97	08/21/97
BLANK	1657	Parathion, methyl *	Not detected	0.10	ug/L	08/18/97	08/21/97
BLANK	1657	Pebulate ***	Not detected	0.10	ug/L	08/18/97	08/21/97
BLANK	1657	Phorate *	Not detected	0.02	ug/L	08/18/97	08/21/97
BLANK	1657	Phosmet ***	Not detected	0.25	ug/L	08/18/97	08/21/97
BLANK	1657	Profenofos ***	Not detected	0.22	ug/L	08/18/97	08/21/97
BLANK	1657	Prometon ***	Not detected	0.05	ug/L	08/18/97	08/21/97
BLANK	1657	Prometryn ***	Not detected	0.05	ug/L	08/18/97	08/21/97
BLANK	1657	Pronamide ***	Not detected	0.06	ug/L	08/18/97	08/21/97
BLANK	1657	Propazine ***	Not detected	0.05	ug/L	08/18/97	08/21/97
BLANK	1657	Prowl (Pendimethalin) *	Not detected	0.02	ug/L	08/18/97	08/21/97
BLANK	1657	Ronnel	Not detected	0.05	ug/L	08/18/97	08/21/97
BLANK	1657	Simazine **	Not detected	0.05	ug/L	08/18/97	08/21/97
BLANK	1657	Simetryn ***	Not detected	0.10	ug/L	08/18/97	08/21/97
BLANK	1657	Stirophos	Not detected	0.08	ug/L	08/18/97	08/21/97
BLANK	1657	Systhane **	Not detected	0.05	ug/L	08/18/97	08/21/97
BLANK	1657	Terbufos **	Not detected	0.05	ug/L	08/18/97	08/21/97
BLANK	1657	Terbutryn **	Not detected	0.05	ug/L	08/18/97	08/21/97
BLANK	1657	Thiobencarb ***	Not detected	0.05	ug/L	08/18/97	08/21/97
BLANK	1657	Tricyclazole ***	Not detected	2.5	ug/L	08/18/97	08/21/97
BLANK	1657	Trifluralin *	Not detected	0.02	ug/L	08/18/97	08/21/97
BLANK	1657	Vernalate **	Not detected	0.10	ug/L	08/18/97	08/21/97
BLANK	1657	Surrogate: Tributylphosph	121	60-150	%	08/18/97	08/21/97
BLANK	1657	Surrogate: Triphenylphos	98.3	76-140	%	08/18/97	08/21/97

\*\*\* 105  
NPDDZ  
970820  
Jxl

\*\* 76  
NPDDZ  
970820  
Jxl

\* 48  
NPDDZ  
970820  
Jxl

Run #:	20
Instrument:	NPDDZ
Sequence:	970820
Initials:	Jxl
Printed: 8/28/97 2:44:47 PM	

# Matrix / Control Spike Recoveries

## METHOD 1657

APPL, Inc.  
4203 West Swift Avenue  
Fresno, CA 93722

EPA Method #: 1657  
APPL Sample #: 870818W LCS-1/LCSD-1  
Date/Initials: 8/26/97 SXS  
Matrix Type: Water  
Units: ug/L

Compound Name (See Below)	Spike Level	Matrix Results	SPK Results	SPK% Recovery	SPK DUP Results	SPK DUP Recovery	%RPD
Atrazine **	0.333	*****	0.166	49.8	0.146	43.8	13
Disulfoton	0.333	*****	0.310	93.1	0.241	72.4	25
Metolachlor ***	0.333	*****	0.399	120	0.288	86.5	32
Mevinphos *	0.667	*****	0.547	82.0	0.562	84.3	2.7
Molinate **	0.333	*****	0.172	51.7	0.163	48.9	5.4
Prometryn ***	0.333	*****	0.346	104	0.194	58.3	56
Pronamide ***	0.333	*****	0.390	117	0.273	82.0	35
Simetryn ***	0.333	*****	0.370	111	0.108	32.4	110

Surrogate	Spike Level	Matrix Results	SPK Results	SPK% Recovery	SPK DUP Results	SPK DUP Recovery
Tributylphosphate *	0.667	*****	0.815	122	0.850	127
Triphenylphosphate *	0.667	*****	0.638	95.7	0.660	99.0

	Primary Column		Secondary Column	
	SPK	SPK DUP	SPK	SPK DUP
Extraction Date:	8/18/97	8/18/97	8/18/97	8/18/97
Analysis Date:	8/21/97	8/21/97	8/21/97	8/21/97
Analysis Time:	7:58 AM	8:39 AM	7:17 AM	7:58 AM
Instrument:	NPD02B	NPD02B	NPD02A	NPD02A
Column:	DB-5	DB-5	DB-35	DB-35
Sample/Vial #:	21	22	21	22
Extraction Ratio:	2/1500	2/1500	2/1500	2/1500
Dilution Factor:	1	1	1	1

Comments: \* Reported from datafiles 820049.D and 820050.D  
 \*\* Reported from datafiles 820077.D and 820078.D  
 \*\*\* Reported from datafiles 820106.D and 820107.D

# Matrix / Control Spike Recoveries

METHOD 1657

APPL, Inc.  
4203 West Swift Avenue  
Fresno, CA 93722

EPA Method #: 1657  
APPL Sample #: 970818W LCS-2/LCSD-2  
Date/Initials: 8/26/97 SXS  
Matrix Type: Water  
Units: ug/L

Compound Name (See Below)	Spike Level	Matrix Results	SPK Results	SPK% Recovery	SPK DUP Results	SPK DUP Recovery	%RPD
Butachlor ***	0.333	*****	0.266	79.9	0.299	89.8	12
Demeton-S	0.333	*****	0.388	117	0.347	104	11
Diazinon *	0.333	*****	0.238	71.5	0.252	75.7	5.7
Dimethoate *	0.333	*****	0.880	264	0.859	258	2.4
Metribuzin ***	0.333	*****	0.286	85.9	0.311	93.4	8.4
Terbutryn **	0.333	*****	0.167	50.2	0.185	55.6	10
Thiobencarb ***	0.333	*****	0.308	92.5	0.361	108	16

Surrogate	Spike Level	Matrix Results	SPK Results	SPK% Recovery	SPK DUP Results	SPK DUP Recovery
Tributylphosphate *	0.667	*****	0.847	127	0.870	130
Triphenylphosphate *	0.667	*****	0.652	97.8	0.687	103

	Primary Column		Secondary Column	
	SPK	SPK DUP	SPK	SPK DUP
Extraction Date:	8/18/97	8/18/97	8/18/97	8/18/97
Analysis Date:	8/21/97	8/21/97	8/21/97	8/21/97
Analysis Time:	10:01 AM	10:41 AM	9:20 AM	10:01 AM
Instrument:	NPD02B	NPD02B	NPD02A	NPD02A
Column:	DB-5	DB-5	DB-35	DB-35
Sample/Vial #:	24	25	24	25
Extraction Ratio:	2/1500	2/1500	2/1500	2/1500
Dilution Factor:	1	1	1	1

Comments: \* Reported from datafiles 820052.D and 820053.D  
 \*\* Reported from datafiles 820080.D and 820081.D  
 \*\*\* Reported from datafiles 820109.D and 820110.D



# Del Mar Analytical

2852 Alton Ave., Irvine, CA 92714 (714) 261-1022 FAX (714) 261-1212  
1014 E. Cooley Dr., Suite A. Colton, CA 92324 (909) 370-4667 FAX (909) 370-1010  
16525 Sherman Way, Suite C-11, Van Nuys, CA 91406 (818) 779-1844 FAX (818) 779-1844  
2465 W. 12th St., Suite 1, Tempe, AZ 85281 (602) 968-8272 FAX (602) 968-1313

Simi Valley County Sanitary Dist. Client Project ID: S.V.S.D.  
2929 Tapo Canyon Rd. 600 W. Los Angeles Ave.  
Simi Valley, CA 93063 Sample Descript: Water, Lab #6360  
Attention: Barbara Santos Lab Number: V7090494

Sampled: Aug 11, 1997  
Received: Sep 11, 1997  
Extracted: Sep 16, 1997  
Analyzed: Sep 17, 1997  
Reported: Sep 24, 1997

## LABORATORY ANALYSIS

Analyte	EPA Method	Reporting Limit mg/L (ppm)	Sample Result mg/L (ppm)
Arsenic.....	200.7	0.0050	N.D.

This analysis was subcontracted to and performed by Del Mar Analytical, Irvine-ELAP #1197.  
Analytes reported as N.D. were not present at or above the reporting limit.

**DEL MAR ANALYTICAL, VAN NUYS (ELAP #1855)**

  
Van Quach  
Laboratory Manager

Results pertain only to samples tested in the laboratory. This report shall not be reproduced, except in full, without written permission from Del Mar Analytical

# Del Mar Analytical

2852 Alton Ave., Irvine, CA 92714 (714) 261-1022 FAX (714) 261-122  
1014 E. Cooley Dr., Suite A, Colton, CA 92324 (909) 370-4667 FAX (909) 370-104  
16525 Sherman Way, Suite C-11, Van Nuys, CA 91406 (818) 779-1844 FAX (818) 779-184  
2465 W. 12th St., Suite 1, Tempe, AZ 85281 (602) 968-8272 FAX (602) 968-133

Simi Valley County Sanitary Dist.  
2929 Tapo Canyon Rd.  
Simi Valley, CA 93063  
Attention: Barbara Santos

**Method Blank**

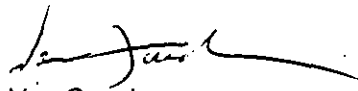
Extracted: Sep 16, 1997  
Analyzed: Sep 17, 1997  
Reported: Sep 24, 1997  
Matrix Water

## ARSENIC (EPA 200.7)

Laboratory Description	Reporting Limit mg/L (ppm)	Sample Result mg/L (ppm)
Method Blank	0.0050	N.D.

This analysis was subcontracted to and performed by Del Mar Analytical, Irvine-ELAP #1197.  
Analytes reported as N.D. were not present at or above the reporting limit.

**DEL MAR ANALYTICAL, VAN NUYS (ELAP #1855)**

  
Van Quach  
Laboratory Manager

# Del Mar Analytical

2852 Alton Ave., Irvine, CA 92714 (714) 261-1022 FAX (714) 261-12  
 1014 E. Cooley Dr., Suite A. Colton, CA 92324 (909) 370-4667 FAX (909) 370-10  
 16525 Sherman Way, Suite C-11, Van Nuys, CA 91406 (818) 779-1844 FAX (818) 779-18  
 2465 W. 12th St., Suite 1, Tempe, AZ 85281 (602) 968-8272 FAX (602) 968-13.

## QC DATA REPORT

DATE: 9/17/97  
 SAMPLE # GI00622

METHOD: Metals  
 Instrument: ICP  
 Matrix: Water

Analyte

Arsenic

	R1	SP	MS	MSD	PR1	PR2	RPD	MEAN PR
	ppb	ppb	ppb	ppb	%	%	%	%
Arsenic	0	1000	1027	1027	103%	103%	0.0%	103%

- R1. .... Result of Sample Analysis
- Sp. .... Spike Concentration Added to Sample
- MS. .... Matrix Spike Result
- MSD. .... Matrix Spike Duplicate Result
- PR1. .... Percent Recovery of MS;  $(MS-R1) / SP \times 100$
- PR2. .... Percent Recovery of MSD;  $(MSD-R1) / SP \times 100$
- RPD. .... Relative Percent Difference;  $((MS-MSD)/(MS+MSD)/2) \times 100$

Del Mar Analytical

**CITY OF  
SIMI VALLEY**

**DEPARTMENT OF PUBLIC WORKS SANITATION DIVISION**

Lab Number: 6360  
Sample Number: \_\_\_\_\_

NAME: SUSD

ADDRESS: 600 W LA AVE

SIMI VALLEY 93065

Sample Point (Be Specific):

W-11  
MONTHLY  
QUARTERLY  
SEMI ANNUALLY

COLLECTION DATE: 8/11/97  
COLLECTION TIME: 1150H

COLLECTION METHOD:  
 24 Hour Composite  
 \_\_\_\_\_ Hour Composite  
 Grab  
 Other

Sampler Set by: \_\_\_\_\_

Sample(r) Collected by: 600 / KB

Sample Preparation by: 600 / KB

SAMPLE TYPE:  
 Industrial Wastewater  
 Stormwater  
 Potable  
 Other

AUTOMATIC SAMPLER NUMBER: \_\_\_\_\_

SAMPLE INTERNAL: \_\_\_\_\_

COMMENTS: \_\_\_\_\_

Samples sent to Contract Lab: N / Y

**SAMPLE ANALYSES (Results as mg/L unless specified)**

Analyte	Method	Results	Analyte	Method	Results
Antimony Silver	204.1	<0.02 /cc	Ammonia	350.2	11.24 /cc
Arsenic	206.2 ?	2.75 /cc	BOD	405.1	3.98 /cc
Barium	208.1		Chlorides	325.3	130.3 /cc
Beryllium	210.1		COD	410.4	
Boron	212.3	0.86 /cc	Cyanide	335.2	
Cadmium	213.1	<0.005 /cc	Fluorides	340.2	
Chromium	218.1	<0.03 /cc	MBAS	425.1	0.11 /cc
Copper	220.1	<0.02 /cc	Oil/Grease	413.1	2.0 /cc
Iron	236.1		pH	150.1	7.6 /cc
Lead	239.1	<0.05 /cc	Phenols	420.1	
Mercury	245.1		Sulfates	375.4	524 /cc
Nickel	249.1	<0.03 /cc	Temp.	170.1	
Selenium	270.2		TKN	351.3	
Silver TOTAL HAPROXES	272.1	4.96 /cc	TDS	160.1	1074 /cc
Sodium TOTAL PD4	279.1	1.67 /cc	TSS	160.2	5.3 /cc
Zinc	289.1	0.02 /cc	Remarks: pH - Used Del Mar Lab result.		
ALCALINITY		1.1 /cc	CHLORINATED PESTICIDES		
RES CL2		0 /cc	N & P PESTICIDES		
SETTLABLE SOLIDS		0.1 /cc	BNA		
CO <sub>2</sub> - N		0.98 /cc	TOTAL PETROLEUM HC		
NO <sub>2</sub> - N		0.65 /cc	SIGNED OFF		
NO <sub>3</sub> - N		1.18 /cc	DATE SIGNED		
TOTAL - N		14.1	By: _____		
TOTAL - CALFORM		5000 /cc	Off: <u>9/5/97</u>		

ATOMIC MERCURY - AAC LAB  
1.0 TU

COLOR = 14 /cc

ATTACHMENT 3  
RECEIVING WATER RESULTS  
W - 10

DEPARTMENT OF PUBLIC WORKS SANITATION DIVISION  
SAMPLING RECORD CHAIN-OF-CUSTODY

PERSON SAMPLING: KA/GD

FACILITY SAMPLED: SUSD - RIVER

FACILITY LOCATION: W10  
ADDRESS CITY

SAMPLING LOCATION: W10 - Semi-Annual Test

SAMPLE TYPE:  GRAB  COMPOSITE  AUTO  MANUAL

GRAB SAMPLE COLLECTED: 8/11/97-1050 20,000  
DATE/TIME MLS

SAMPLER NO. \_\_\_\_\_ STARTED: \_\_\_\_\_ DATE/TIME SAMPLER STOPPED: \_\_\_\_\_ DATE/TIME

SAMPLES COLLECTED: \_\_\_\_\_ BOTTLES @ \_\_\_\_\_ MLS/BOTTLE

COMPOSITED: \_\_\_\_\_ SAMPLES @ \_\_\_\_\_ MLS/SAMPLE

COMPOSITED BY: \_\_\_\_\_ PRESERVATIVES: \_\_\_\_\_

PHYSICAL ASSESSMENT OF SAMPLE/COMMENTS: \_\_\_\_\_

EPA 418.1, chlorinated pesticides & PCB EPA 508  
Semi-Validated EPA 605, None P Pesticides 507 - Run the whole  
list of compounds.

SAMPLES SPLIT WITH FACILITY? \_\_\_\_\_ YES ( ) NO ( )

NAME OF FACILITY REPRESENTATIVE: \_\_\_\_\_

TITLE OF FACILITY REPRESENTATIVE: \_\_\_\_\_

TIME/DATE	SAMPLE RECEIVED BY	SIGNATURE	AFFILIATION/TITLE	COMMENTS
<u>1300-8/11/97</u>	<u>KRISTINA</u>	<u>[Signature]</u>	<u>Sr. Lab Tech</u>	
<u>930 8/12/97</u>	<u>[Signature]</u>	<u>[Signature]</u>	<u>Def MAW</u>	<u>intact/cool</u>

NOTE: TO BE ATTACHED TO ANALYSIS REQUEST FORM AND SUBMITTED TO SOURCE CONTROL/  
COLLECTION SYSTEMS MANAGER UPON DELIVERY OF SAMPLE TO WASTEWATER TREAT-  
MENT PLANT LABORATORY.

CITY OF SIMI VALLEY

SAMPLE ID NO. 6359  
LAB REFERENCE ID NO. \_\_\_\_\_

DEPARTMENT OF PUBLIC WORKS SANITATION DIVISION  
SAMPLING RECORD CHAIN-OF-CUSTODY

PERSON SAMPLING: \_\_\_\_\_

FACILITY SAMPLED: SVSA

FACILITY LOCATION: 600 W Los Angeles Ave. S.V. 93065  
ADDRESS CITY

SAMPLING LOCATION: W-10

SAMPLE TYPE:  GRAB  COMPOSITE  AUTO  MANUAL

GRAB SAMPLE COLLECTED: 8/11/97 \_\_\_\_\_  
DATE/TIME MLS

SAMPLER NO. \_\_\_\_\_ STARTED: \_\_\_\_\_ SAMPLER STOPPED: \_\_\_\_\_  
DATE/TIME DATE/TIME

SAMPLES COLLECTED: \_\_\_\_\_ BOTTLES @ \_\_\_\_\_ MLS/BOTTLE

COMPOSITED: \_\_\_\_\_ SAMPLES @ \_\_\_\_\_ MLS/SAMPLE

COMPOSITED BY: \_\_\_\_\_ PRESERVATIVES: \_\_\_\_\_

PHYSICAL ASSESSMENT OF SAMPLE/COMMENTS: \_\_\_\_\_

Please per Arsenic

SAMPLES SPLIT WITH FACILITY? \_\_\_\_\_ YES ( ) NO ( )

NAME OF FACILITY REPRESENTATIVE: \_\_\_\_\_

TITLE OF FACILITY REPRESENTATIVE: \_\_\_\_\_

TIME/DATE	SAMPLE RECEIVED BY	SIGNATURE	AFFILIATION/TITLE	COMMENTS
<u>8/11/97-1300</u>	<u>K. DEJMA</u>	<u>K. DeJma</u>	<u>San Colln Tech</u>	
<u>1354 9/11/97</u>	<u>Jim Kite</u>	<u>Lennie Kite</u>	<u>Del Mar</u>	<u>Intact/cool</u>

NOTE: TO BE ATTACHED TO ANALYSIS REQUEST FORM AND SUBMITTED TO SOURCE CONTROL/ COLLECTION SYSTEMS MANAGER UPON DELIVERY OF SAMPLE TO WASTEWATER TREATMENT PLANT LABORATORY.

# Del Mar Analytical

2852 Alton Ave., Irvine, CA 92606 (714) 261-0222 FAX (714) 261-0222  
1014 E. Cooley Dr., Suite A, Colton, CA 92324 (909) 370-4667 FAX (909) 370-1048  
16525 Sherman Way, Suite C-11, Van Nuys, CA 91406 (818) 779-1844 FAX (818) 779-1843  
2465 W 12th St., Suite 1, Tempe, AZ 85281 (602) 968-8272 FAX (602) 968-1338

Simi Valley County Sanitary Dist. Client Project ID: SVSD-River  
2929 Tapo Canyon Rd. W-10  
Simi Valley, CA 93063 Analysis Method: EPA 418.1 (I.R. with clean-up)  
Attention: Larry Whitney First Sample #: V7080386

Sampled: Aug 11, 1997  
Received: Aug 12, 1997  
Extracted: Aug 19, 1997  
Analyzed: Aug 19, 1997  
Reported: Aug 27, 1997

## TOTAL RECOVERABLE PETROLEUM HYDROCARBONS (EPA 418.1)

Laboratory Number	Sample Description Water	Sample Result mg/L (ppm)	Reporting Limit mg/L (ppm)	Dilution Factor
V7080386	Lab #6359	N.D.	1.0	1

Analytes reported as N.D. were not present at or above the reporting limit. Dilution factors are due to matrix effects and other factors.

DEL MAR ANALYTICAL, VAN NUYS (ELAP #1855)

  
Van Quach  
Laboratory Manager





# Del Mar Analytical

2852 Alton Ave., Irvine, CA 92606 (714) 261-1022 FAX (714) 261-1223  
 1014 E. Cooley Dr., Suite A, Colton, CA 92324 (909) 370-4667 FAX (909) 370-1046  
 16525 Sherman Way, Suite C-II, Van Nuys, CA 91406 (818) 779-1844 FAX (818) 779-1843  
 2465 W 12th St., Suite 1, Tempe, AZ 85281 (602) 968-8272 FAX (602) 968-1336

Simi Valley County Sanitary Dist. Client Project ID: SVSD-River  
 2929 Tapo Canyon Rd. W-10  
 Simi Valley, CA 93063 Sample Descript: Water, Lab #6359  
 Attention: Larry Whitney Lab Number: V7080386

Sampled: Aug 11, 1997  
 Received: Aug 12, 1997  
 Extracted: Aug 18, 1997  
 Analyzed: Aug 26, 1997  
 Reported: Aug 27, 1997

## ORGANOCHLORINE PESTICIDES AND PCBs by GC (EPA 508)

Analyte	Reporting Limit	Sample Result
	$\mu\text{g/L}$ (ppb)	$\mu\text{g/L}$ (ppb)
Aldrin.....	0.05	N.D.
Benefin.....	0.10	N.D.
alpha-BHC.....	0.05	N.D.
beta-BHC.....	0.05	N.D.
delta-BHC.....	0.05	N.D.
gamma-BHC (Lindane).....	0.05	N.D.
Captan.....	0.10	N.D.
Carbophenothion.....	0.05	N.D.
Chlorothalonil.....	0.05	N.D.
Chlordane.....	0.05	N.D.
4,4'-DDD.....	0.02	N.D.
4,4'-DDE.....	0.01	N.D.
4,4'-DDT.....	0.02	N.D.
Dicofol.....	0.10	N.D.
Dieldrin.....	0.02	N.D.
Endosulfan I.....	0.02	N.D.
Endosulfan II.....	0.01	N.D.
Endosulfan sulfate.....	0.05	N.D.
Endrin.....	0.05	N.D.
Endrin aldehyde.....	0.05	N.D.
Heptachlor.....	0.01	N.D.
Heptachlor epoxide.....	0.01	N.D.
Hexachlorobenzene.....	0.05	N.D.
Methoxychlor.....	0.05	N.D.
Nitrofen.....	0.05	N.D.
Propachlor.....	0.10	N.D.
Toxaphene.....	0.50	N.D.
PCB-1016.....	0.50	N.D.
PCB-1221.....	0.50	N.D.
PCB-1232.....	0.50	N.D.
PCB-1242.....	0.50	N.D.
PCB-1248.....	0.50	N.D.
PCB-1254.....	0.50	N.D.
PCB-1260.....	0.50	N.D.

Analytes reported as N.D. were not present at or above the reporting limit.

This analysis was subcontracted to and performed by APPL Inc. Laboratory, Fresno (ELAP #1312)

**DEL MAR ANALYTICAL, VAN NUYS (ELAP #1855)**

  
 Van Quach  
 Laboratory Manager



# Del Mar Analytical

2852 Alton Ave., Irvine, CA 92606 (714) 261-1022 FAX (714) 261-1229  
 1014 E. Cooley Dr., Suite A, Colton, CA 92324 (909) 370-4667 FAX (909) 370-1066  
 16525 Sherman Way, Suite C-II, Van Nuys, CA 91406 (818) 779-1844 FAX (818) 779-1843  
 2465 W 12th St., Suite 1, Tempe, AZ 85281 (602) 968-8272 FAX (602) 968-1333

Simi Valley County Sanitary Dist. Client Project ID: SVSD-River  
 2929 Tapo Canyon Rd. W-10  
 Simi Valley, CA 93063 Sample Descript: Water, Lab #6359  
 Attention: Larry Whitney Lab Number: V7080386

Sampled: Aug 11, 1997  
 Received: Aug 12, 1997  
 Extracted: Aug 18, 1997  
 Analyzed: Aug 27, 1997  
 Reported: Aug 27, 1997

## ORGANOCHLORINE/TRIAZINE PESTICIDES AND PCBs by GC (EPA 507)

Analyte	Reporting Limit	Sample Result
	µg/L (ppb)	
Alachlor.....	0.50	N.D.
Atrazine.....	0.50	N.D.
Bromacil.....	0.50	N.D.
Butachlor.....	0.38	N.D.
Demeton-S.....	0.50	N.D.
Diazinon.....	0.25	N.D.
Dimethoate.....	0.50	N.D.
Disulfoton.....	0.50	N.D.
Metolachlor.....	0.50	N.D.
Metribuzin.....	0.50	N.D.
Mevinphos.....	0.50	N.D.
Molinate.....	0.50	N.D.
Prometon.....	0.50	N.D.
Prometryn.....	0.50	N.D.
Pronamide.....	0.50	N.D.
Simazine.....	0.50	N.D.
Simetryn.....	0.50	N.D.
Terbutryn.....	0.50	N.D.
Thiobencarb.....	0.50	N.D.

This analysis was subcontracted to and performed by APPL Inc. Laboratory, Fresno (ELAP #1312)  
 Analytes reported as N.D. were not present at or above the reporting limit.

**DEL MAR ANALYTICAL, VAN NUYS (ELAP #1855)**

Surrogate Standard Recoveries (Accept. Limits):	
Tributylphosphate.....	78.6%
Triphenylphosphate.....	74.7%



*Van Quach*  
 Van Quach  
 Laboratory Manager

# Del Mar Analytical

2852 Aston Ave., Irvine, CA 92606 (714) 261-1022 FAX (714) 261-1225  
 1014 E. Cooley Dr., Suite A, Colton, CA 92324 (909) 370-4667 FAX (909) 370-1249  
 16525 Sherman Way, Suite C-11, Van Nuys, CA 91406 (818) 779-1844 FAX (818) 779-1843  
 2465 W 12th St., Suite 1, Tempe, AZ 85281 (602) 968-8272 FAX (602) 968-3333

Simi Valley County Sanitary Dist. Client Project ID: SVSD-River  
 2929 Tapo Canyon Rd. W-10  
 Simi Valley, CA 93063 Sample Descript: Water, Lab #6359  
 Attention: Larry Whitney Lab Number: V7080386

Sampled: Aug 11, 1997  
 Received: Aug 12, 1997  
 Extracted: Aug 14, 1997  
 Analyzed: Aug 17, 1997  
 Reported: Aug 27, 1997

## ACID & BASE/NEUTRALS by GC/MS (EPA 625)

Analyte	Reporting Limit	Sample Result	Analyte	Reporting Limit	Sample Result
	µg/L (ppb)	µg/L (ppb)		µg/L (ppb)	µg/L (ppb)
Acenaphthene.....	10	N.D.	Dimethyl phthalate.....	10	N.D.
Acenaphthylene.....	10	N.D.	4,6-Dinitro-2-methylphenol...	40	N.D.
Aniline.....	10	N.D.	2,4-Dinitrophenol.....	100	N.D.
Anthracene.....	10	N.D.	2,4-Dinitrotoluene.....	10	N.D.
Azobenzene.....	20	N.D.	2,6-Dinitrotoluene.....	10	N.D.
Benzidine.....	100	N.D.	Di-N-octyl phthalate.....	40	N.D.
Benzoic Acid.....	100	N.D.	Fluoranthene.....	10	N.D.
Benz(a)anthracene.....	10	N.D.	Fluorene.....	10	N.D.
Benzo(b)fluoranthene.....	10	N.D.	Hexachlorobenzene.....	10	N.D.
Benzo(k)fluoranthene.....	10	N.D.	Hexachlorobutadiene.....	10	N.D.
Benzo(g,h,i)perylene.....	10	N.D.	Hexachlorocyclopentadiene.....	40	N.D.
Benzo(a)pyrene.....	10	N.D.	Hexachloroethane.....	10	N.D.
Benzyl alcohol.....	20	N.D.	Indeno(1,2,3-cd)pyrene.....	20	N.D.
Bis(2-chloroethoxy)methane.....	10	N.D.	Isophorone.....	10	N.D.
Bis(2-chloroethyl)ether.....	10	N.D.	2-Methylnaphthalene.....	10	N.D.
Bis(2-chloroisopropyl)ether.....	10	N.D.	2-Methylphenol.....	10	N.D.
Bis(2-ethylhexyl)phthalate.....	20	N.D.	4-Methylphenol.....	10	N.D.
4-Bromophenyl phenyl ether.....	10	N.D.	Naphthalene.....	10	N.D.
Butyl benzyl phthalate.....	20	N.D.	2-Nitroaniline.....	20	N.D.
4-Chloroaniline.....	10	N.D.	3-Nitroaniline.....	20	N.D.
2-Chloronaphthalene.....	10	N.D.	4-Nitroaniline.....	100	N.D.
4-Chloro-3-methylphenol.....	20	N.D.	Nitrobenzene.....	40	N.D.
2-Chlorophenol.....	10	N.D.	2-Nitrophenol.....	10	N.D.
4-Chlorophenyl phenyl ether.....	10	N.D.	4-Nitrophenol.....	100	N.D.
Chrysene.....	10	N.D.	N-Nitrosodiphenylamine.....	10	N.D.
Dibenz(a,h)anthracene.....	20	N.D.	N-Nitroso-di-N-propylamine.....	10	N.D.
Dibenzofuran.....	10	N.D.	Pentachlorophenol.....	40	N.D.
Di-N-butyl phthalate.....	20	N.D.	Phenanthrene.....	10	N.D.
1,3-Dichlorobenzene.....	10	N.D.	Phenol.....	10	N.D.
1,4-Dichlorobenzene.....	10	N.D.	Pyrene.....	10	N.D.
1,2-Dichlorobenzene.....	10	N.D.	1,2,4-Trichlorobenzene.....	10	N.D.
3,3-Dichlorobenzidine.....	40	N.D.	2,4,5-Trichlorophenol.....	20	N.D.
2,4-Dichlorophenol.....	10	N.D.	2,4,6-Trichlorophenol.....	20	N.D.
Diethyl phthalate.....	10	N.D.			
2,4-Dimethylphenol.....	20	N.D.			

This analysis was subcontracted to and performed by APPL Inc. Laboratory, Fresno (ELAP #1312)  
 Analytes reported as N.D. were not present at or above the reporting limit.

DEL MAR ANALYTICAL, VAN NUYS (ELAP #1855)

  
 Van Quach  
 Laboratory Manager

2-Fluorophenol (21-100).....	66%
Phenol-d6 (10-94).....	73%
2,4,6-Tribromophenol (10-123).....	94%
Nitrobenzene-d5 (35-114).....	78%
2-Fluorobiphenyl (43-116).....	82%
Terphenyl-d14 (33-141).....	85%



# Del Mar Analytical

2852 Alton Ave., Irvine, CA 92606 (714) 261-1022 FAX (714) 261-1225  
 1014 E. Cooley Dr., Suite A, Colton, CA 92324 (909) 370-4667 FAX (909) 370-1046  
 16525 Sherman Way, Suite C-II, Van Nuys, CA 91406 (818) 779-1844 FAX (818) 779-1843  
 2465 W. 12th St., Suite I, Tempe, AZ 85281 (602) 968-8272 FAX (602) 968-1332

Simi Valley County Sanitary Dist. Client Project ID: SVSD-River  
 2929 Tapo Canyon Rd. W-10  
 Simi Valley, CA 93063 Sample Descript: Water, Lab #6359  
 Attention: Larry Whitney Lab Number: V7080386

Sampled: Aug 11, 1997  
 Received: Aug 12, 1997  
 Extracted: Aug 18, 1997  
 Analyzed: Aug 21, 1997  
 Reported: Aug 27, 1997

## 1657 OP Pesticides

Analyte	Reporting Limit µg/L (ppb)	Sample Result µg/L (ppb)	Analyte	Reporting Limit µg/L (ppb)	Sample Result µg/L (ppb)
Acephate.....	0.10	N.D.	Naled.....	1.00	N.D.
Ametryn.....	0.05	N.D.	Napropamide.....	0.05	N.D.
Atraton.....	0.05	N.D.	Parathion, ethyl.....	0.02	N.D.
Atrazine.....	0.05	N.D.	Parathion, methyl.....	0.10	N.D.
Azinphosmethyl.....	0.50	N.D.	Pebulate.....	0.10	N.D.
Butachlor.....	0.05	N.D.	Phorate.....	0.02	N.D.
Butylate.....	0.10	N.D.	Phosmet.....	0.25	N.D.
Chloroprotham.....	0.02	N.D.	Profenofos.....	0.22	N.D.
Chlorpyrifos.....	0.02	N.D.	Prometon.....	0.05	N.D.
Cyanazine.....	0.05	N.D.	Prometryn.....	0.05	N.D.
Cycloate.....	0.06	N.D.	Pronamide.....	0.06	N.D.
Def.....	0.05	N.D.	Propazine.....	0.05	N.D.
Demeton-O,S.....	0.10	N.D.	Pendimethalin.....	0.02	N.D.
<b>Diazinon.....</b>	<b>0.020</b>	<b>0.15</b>	Ronnel.....	0.05	N.D.
Dichlorvos.....	0.20	N.D.	<b>Simazine.....</b>	<b>0.050</b>	<b>0.050</b>
Dimethoate.....	0.20	N.D.	Simetryn.....	0.10	N.D.
Diphenamid.....	0.05	N.D.	Stirophos.....	0.08	N.D.
Disulfoton.....	0.03	N.D.	Systhane.....	0.05	N.D.
Disulfoton Sulfone.....	1.00	N.D.	Terbufos.....	0.05	N.D.
Disulfoton Sulfoxide.....	1.00	N.D.	Terbutryn.....	0.05	N.D.
EPTC.....	0.10	N.D.	Thiobencarb.....	0.05	N.D.
Ethoprop.....	0.02	N.D.	Tricyclazole.....	2.50	N.D.
Fenamiphos.....	0.20	N.D.	Trifluralin.....	0.02	N.D.
Fusilade.....	0.05	N.D.	Vernolate.....	0.10	N.D.
Hexazinone.....	0.20	N.D.			
Malathion.....	0.20	N.D.			
Merphos.....	0.05	N.D.			
Metalaxyl.....	0.05	N.D.			
Methamidophos.....	0.20	N.D.			
Methidathion.....	0.50	N.D.			
Methyl Paraoxon.....	1.00	N.D.			
Metolachlor.....	0.05	N.D.			
Metribuzin.....	0.08	N.D.			
Mevinphos.....	0.50	N.D.			
Molinate.....	0.05	N.D.			

This analysis was subcontracted to and performed by APPL Inc. Laboratory, Fresno (ELAP #1312)  
 Analytes reported as N.D. were not present at or above the reporting limit.

**DEL MAR ANALYTICAL, VAN NUYS (ELAP #1855)**

Surrogate Standard Recoveries (Accept. Limits):	
Tributylphosphate (60-150).....	137%
Triphenylphosphate (76-140).....	98.7%



Van Quach  
 Laboratory Manager

Simi Valley County Sanitary Dist.  
2929 Tapo Canyon Rd.  
Simi Valley, CA 93063  
Attention: Larry Whitney

**Method Blank**

Extracted: Aug 19, 1997  
Analyzed: Aug 19, 1997  
Reported: Aug 27, 1997  
Matrix: Water

## TOTAL RECOVERABLE PETROLEUM HYDROCARBONS (EPA 418.1)

Sample Description	Sample Result mg/L (ppm)	Reporting Limit mg/L (ppm)	Dilution Factor
Method Blank	N.D.	1.0	1

Analytes reported as N.D. were not present at or above the reporting limit. Dilution factors are due to matrix effects and other factors.

DEL MAR ANALYTICAL, VAN NUYS (ELAP #1855)

  
Van Quach  
Laboratory Manager



# Del Mar Analytical

2852 Alton Ave., Irvine, CA 92606 (714) 261-1022 FAX (714) 261-1022  
 1014 E. Cooley Dr., Suite A, Colton, CA 92324 (909) 370-4667 FAX (909) 370-1022  
 16525 Sherman Way, Suite C-11, Van Nuys, CA 91406 (818) 779-1844 FAX (818) 779-1844  
 2465 W. 12th St., Suite 1, Tempe, AZ 85281 (602) 968-8272 FAX (602) 968-1133

Simi Valley County Sanitary Dist.  
 2929 Tapo Canyon Rd.  
 Simi Valley, CA 93063  
 Attention: Larry Whitney

## Method Blank

Extracted: Aug 14, 1997  
 Analyzed: Aug 17, 1997  
 Reported: Aug 27, 1997  
 Matrix: Water

### ACID & BASE/NEUTRALS by GC/MS (EPA 625)

Analyte	Reporting Limit µg/L (ppb)	Sample Result µg/L (ppb)	Analyte	Reporting Limit µg/L (ppb)	Sample Result µg/L (ppb)
Acenaphthene.....	10	N.D.	Dimethyl phthalate.....	10	N.D.
Acenaphthylene.....	10	N.D.	4,6-Dinitro-2-methylphenol...	40	N.D.
Aniline.....	10	N.D.	2,4-Dinitrophenol.....	100	N.D.
Anthracene.....	10	N.D.	2,4-Dinitrotoluene.....	10	N.D.
Azobenzene.....	20	N.D.	2,6-Dinitrotoluene.....	10	N.D.
Benzidine.....	100	N.D.	Di-N-octyl phthalate.....	40	N.D.
Benzoic Acid.....	100	N.D.	Fluoranthene.....	10	N.D.
Benz(a)anthracene.....	10	N.D.	Fluorene.....	10	N.D.
Benzo(b)fluoranthene.....	10	N.D.	Hexachlorobenzene.....	10	N.D.
Benzo(k)fluoranthene.....	10	N.D.	Hexachlorobutadiene.....	10	N.D.
Benzo(g,h,i)perylene.....	10	N.D.	Hexachlorocyclopentadiene.....	40	N.D.
Benzo(a)pyrene.....	10	N.D.	Hexachloroethane.....	10	N.D.
Benzyl alcohol.....	20	N.D.	Indeno(1,2,3-cd)pyrene.....	20	N.D.
Bis(2-chloroethoxy)methane.....	10	N.D.	Isophorone.....	10	N.D.
Bis(2-chloroethyl)ether.....	10	N.D.	2-Methylnaphthalene.....	10	N.D.
Bis(2-chloroisopropyl)ether.....	10	N.D.	2-Methylphenol.....	10	N.D.
Bis(2-ethylhexyl)phthalate.....	20	N.D.	4-Methylphenol.....	10	N.D.
4-Bromophenyl phenyl ether.....	10	N.D.	Naphthalene.....	10	N.D.
Butyl benzyl phthalate.....	20	N.D.	2-Nitroaniline.....	20	N.D.
4-Chloroaniline.....	10	N.D.	3-Nitroaniline.....	20	N.D.
2-Chloronaphthalene.....	10	N.D.	4-Nitroaniline.....	100	N.D.
4-Chloro-3-methylphenol.....	20	N.D.	Nitrobenzene.....	40	N.D.
2-Chlorophenol.....	10	N.D.	2-Nitrophenol.....	10	N.D.
4-Chlorophenyl phenyl ether.....	10	N.D.	4-Nitrophenol.....	100	N.D.
Chrysene.....	10	N.D.	N-Nitrosodiphenylamine.....	10	N.D.
Dibenz(a,h)anthracene.....	20	N.D.	N-Nitroso-di-N-propylamine.....	10	N.D.
Dibenzofuran.....	10	N.D.	Pentachlorophenol.....	40	N.D.
Di-N-butyl phthalate.....	20	N.D.	Phenanthrene.....	10	N.D.
1,3-Dichlorobenzene.....	10	N.D.	Phenol.....	10	N.D.
1,4-Dichlorobenzene.....	10	N.D.	Pyrene.....	10	N.D.
1,2-Dichlorobenzene.....	10	N.D.	1,2,4-Trichlorobenzene.....	10	N.D.
3,3-Dichlorobenzidine.....	40	N.D.	2,4,5-Trichlorophenol.....	20	N.D.
2,4-Dichlorophenol.....	10	N.D.	2,4,6-Trichlorophenol.....	20	N.D.
Diethyl phthalate.....	10	N.D.			
2,4-Dimethylphenol.....	20	N.D.			

This analysis was subcontracted to and performed by Del Mar Analytical, Irvine (ELAP #1197).  
 Analytes reported as N.D. were not present at or above the reporting limit.

**DEL MAR ANALYTICAL, VAN NUYS (ELAP #1855)**

*Van Quach*  
 Van Quach  
 Laboratory Manager

Surrogate Standard Recoveries (Accept. Limits):	
2-Fluorophenol (21-100).....	24%
Phenol-d6 (10-94).....	37%
2,4,6-Tribromophenol (10-123).....	64%
Nitrobenzene-d5 (35-114).....	42%
2-Fluorobiphenyl (43-116).....	51%
Terphenyl-d14 (33-141).....	80%



# Del Mar Analytical

2852 Alton Ave. Irvine, CA 92606 (714) 261-1022 FAX (714) 261-1022  
 1014 E. Cooley Dr., Suite A, Colton, CA 92324 (909) 370-4667 FAX (909) 370-1114  
 16525 Sherman Way, Suite C-II, Van Nuys, CA 91406 (818) 779-1844 FAX (818) 779-1844  
 2465 W 12th St., Suite I, Tempe, AZ 85281 (602) 968-8272 FAX (602) 968-1553

Simi Valley County Sanitary Dist.  
 2929 Tapo Canyon Rd.  
 Simi Valley, CA 93063  
 Attention: Larry Whitney

**Method Blank**

Extracted: Aug 18, 1997  
 Analyzed: Aug 21, 1997  
 Reported: Aug 29, 1997  
 Matrix: Water

## 1657 OP Pesticides

Analyte	Reporting Limit µg/L (ppb)	Sample Result µg/L (ppb)	Analyte	Reporting Limit µg/L (ppb)	Sample Result µg/L (ppb)
Acephate.....	0.10	N.D.	Naled.....	1.00	N.D.
Ametryn.....	0.05	N.D.	Napropamide.....	0.05	N.D.
Atraton.....	0.05	N.D.	Parathion, ethyl.....	0.02	N.D.
Atrazine.....	0.05	N.D.	Parathion, methyl.....	0.10	N.D.
Azinphosmethyl.....	0.50	N.D.	Pebulate.....	0.10	N.D.
Butachlor.....	0.05	N.D.	Phorate.....	0.02	N.D.
Butylate.....	0.10	N.D.	Phosmet.....	0.25	N.D.
Chloroprotham.....	0.02	N.D.	Profenofos.....	0.22	N.D.
Chlorpyrifos.....	0.02	N.D.	Prometon.....	0.05	N.D.
Cyanazine.....	0.05	N.D.	Prometryn.....	0.05	N.D.
Cycloate.....	0.06	N.D.	Pronamide.....	0.06	N.D.
Def.....	0.05	N.D.	Propazine.....	0.05	N.D.
Demeton-O,S.....	0.10	N.D.	Pendimethalin.....	0.02	N.D.
Diazinon.....	0.020	N.D.	Ronnel.....	0.05	N.D.
Dichlorvos.....	0.20	N.D.	Simazine.....	0.050	N.D.
Dimethoate.....	0.20	N.D.	Simetryn.....	0.10	N.D.
Diphenamid.....	0.05	N.D.	Stirophos.....	0.08	N.D.
Disulfoton.....	0.03	N.D.	Systhane.....	0.05	N.D.
Disulfoton Sulfone.....	1.00	N.D.	Terbufos.....	0.05	N.D.
Disulfoton Sulfoxide.....	1.00	N.D.	Terbutryn.....	0.05	N.D.
EPTC.....	0.10	N.D.	Thiobencarb.....	0.05	N.D.
Ethoprop.....	0.02	N.D.	Tricyclazole.....	2.50	N.D.
Fenamiphos.....	0.20	N.D.	Trifluralin.....	0.02	N.D.
Fusilade.....	0.05	N.D.	Vernolate.....	0.10	N.D.
Hexazinone.....	0.20	N.D.			
Malathion.....	0.20	N.D.			
Merphos.....	0.05	N.D.			
Metaalaxyl.....	0.05	N.D.			
Methamidophos.....	0.20	N.D.			
Methidathion.....	0.50	N.D.			
Methyl Paraoxon.....	1.00	N.D.			
Metolachlor.....	0.05	N.D.			
Metribuzin.....	0.08	N.D.			
Mevinphos.....	0.50	N.D.			
Molinate.....	0.05	N.D.			

This analysis was subcontracted to and performed by APPL Inc. Laboratory, Fresno (ELAP #1312)  
 Analytes reported as N.D. were not present at or above the reporting limit.

**DEL MAR ANALYTICAL, VAN NUYS (ELAP #1855)**

Surrogate Standard Recoveries (Accept. Limits):	
Tributylphosphate (60-150).....	137%
Triphenylphosphate (76-140).....	99%



*Van Quach*  
 Van Quach  
 Laboratory Manager

# Del Mar Analytical

2852 Alton Ave., Irvine, CA 92606 (714) 261-1022 FAX (714) 261-1122  
 1014 E. Cooley Dr., Suite A, Colton, CA 92324 (909) 370-4667 FAX (909) 370-1010  
 16525 Sherman Way, Suite C-II, Van Nuys, CA 91406 (818) 779-1844 FAX (818) 779-1844  
 2465 W 12th St., Suite 1, Tempe, AZ 85281 (602) 968-8272 FAX (602) 968-1333

Simi Valley County Sanitary Dist.  
 2929 Tapo Canyon Rd.  
 Simi Valley, CA 93063  
 Attention: Larry Whitney

## Method Blank

Extracted: Aug 18, 1997  
 Analyzed: Aug 27, 1997  
 Reported: Aug 27, 1997  
 Matrix: Water

### ORGANOCHLORINE/TRIAZINE PESTICIDES (EPA 507)

Analyte	Reporting Limit		Sample Result
	µg/L (ppb)		µg/L (ppb)
Alachlor.....	0.50		N.D.
Atrazine.....	0.50		N.D.
Bromacil.....	0.50		N.D.
Butachlor.....	0.38		N.D.
Demeton-S.....	0.50		N.D.
Diazinon.....	0.25		N.D.
Dimethoate.....	0.50		N.D.
Disulfoton.....	0.50		N.D.
Metolachlor.....	0.50		N.D.
Metribuzin.....	0.50		N.D.
Mevinphos.....	0.50		N.D.
Molinate.....	0.50		N.D.
Prometon.....	0.50		N.D.
Prometryn.....	0.50		N.D.
Pronamide.....	0.50		N.D.
Simazine.....	0.50		N.D.
Simetryn.....	0.50		N.D.
Terbutryn.....	0.50		N.D.
Thiobencarb.....	0.50		N.D.
PCB-1016.....	1.0		N.D.
PCB-1221.....	1.0		N.D.
PCB-1232.....	1.0		N.D.
PCB-1242.....	1.0		N.D.
PCB-1248.....	1.0		N.D.
PCB-1254.....	1.0		N.D.
PCB-1260.....	1.0		N.D.

This analysis was subcontracted to and performed by APPL Inc. Laboratory, Fresno (ELAP #1312)  
 Analytes reported as N.D. were not present at or above the reporting limit.

DEL MAR ANALYTICAL, VAN NUYS (ELAP #1855)

Surrogate Standard Recoveries (Accept. Limits):	
Tributylphosphate (60-150).....	69.1%
Triphenylphosphate (76-140).....	71.6%



*Van Quach*  
 Van Quach  
 Laboratory Manager



## MS/MSD DATA REPORT

EPA METHOD: 418.1  
 Matrix: Water

DATE: 8/19/97

SAMPLE #: Blank

Analyte	R1	Sp	MS	MSD	PR1	PR2	RPD	MEAN PR
	ppm	ppm	ppm	ppm	%	%	%	%
Hydrocarbons	0	5	4.4	4.4	88%	88%	0.0%	88%

### Definition of Terms:

R1..... Result of Sample Analysis

Sp..... Spike Concentration Added to Sample

MS..... Matrix Spike Result

MSD..... Matrix Spike Duplicate Result

PR1..... Percent Recovery of MS;  $((MS-R1) / SP) \times 100$

PR2..... Percent Recovery of MSD;  $((MSD-R1) / SP) \times 100$

RPD..... Relative Percent Difference;  $((MS-MSD)/(MS+MSD)/2) \times 100$

Del Mar Analytical

## MS/MSD DATA REPORT

EPA METHOD: 625  
 Matrix: Water

DATE: 8/18/97

SAMPLE # Blank

Analyte	R1	Sp	MS	MSD	PR1	PR2	RPD	MEAN PR
	ppb	ppb	ppb	ppb	%	%	%	%
1,4-Dichlorobenzene	0	50	41	42	82%	84%	2.4%	83%
n-nitroso-di-n-propylamine	0	50	46	47	92%	94%	2.2%	93%
1,2,4-Trichlorobenzene	0	50	44	46	88%	92%	4.4%	90%
Acenaphthene	0.10	50	46	48	92%	96%	4.3%	94%
2,4-Dinitrotoluene	0	50	42	43	84%	86%	2.4%	85%
Pyrene	0.10	50	51	61	102%	122%	18%	112%
4-Chloro-3-methylphenol	0	100	89	92	89%	92%	3.3%	91%
2-Chlorophenol	0	100	90	93	90%	93%	3.3%	92%
4-Nitrophenol	0.10	100	79	81	79%	81%	2.5%	80%
Pentachlorophenol	0	100	103	111	103%	111%	7.5%	107%
Phenol	0.10	100	81	82	81%	82%	1.2%	81%

### Definition of Terms:

- R1..... Result of Sample Analysis
- Sp..... Spike Concentration Added to Sample
- MS..... Matrix Spike Result
- MSD..... Matrix Spike Duplicate Result
- PR1..... Percent Recovery of MS;  $((MS-R1) / SP) \times 100$
- PR2..... Percent Recovery of MSD;  $((MSD-R1) / SP) \times 100$
- RPD..... Relative Percent Difference;  $((MS-MSD)/(MS+MSD)/2) \times 100$



## LCS DATA REPORT

**METHOD** 625

**Matrix:** water

**DATE:** 8/17/97

Analyte	St	R1	PR
	ng	ng	%
Phenol	50	25	50%
1,4-Dichlorobezene	50	24	48%
2-Nitrophenol	50	28	56%
2,4-Dichlorophenol	50	29	58%
Hexachlorobutadiene	50	27	54%
4-Chloro-3-Methylphenol	50	31	62%
2,4,6-Trichlorophenol	50	32	64%
Acenaphthene	50	33	66%
n-Nitrosodiphenylamine	50	32	64%
Pentachlorophenol	50	40	80%
Fluoranthene	50	37	74%
Di-n-octylphthalate	50	35	70%
Benzo(a)pyrene	50	35	70%

### Definitions of Terms:


**St.** ..... Total nanograms of standard added to sample

**R1.** ..... Standard Result

**PR.** ..... Percent Recovery of R1;  $(R1 / St) \times 100$

**Del Mar Analytical**





August 29, 1997

Del Mar Analytical  
16525 Sherman Way Suite C11  
Van Nuys, California 91406  
Attn: Mary Ann Linsel

ARF #: 25757

Dear Ms. Linsel:

One water sample for Project Number 'V7080386' was received August 14, 1997, in good condition. Written results are being provided on this August 29, 1997, for the analyses requested. All holding times were met. Methods 508, 507 and 1657 require only one of the surrogate compounds to be within control limits. All samples, blanks and QC samples meet this criterion. No problems or complications were encountered with this sample set.

**Sample Table**

<u>Client ID</u>	<u>APPL ID</u>	<u>Date Sampled</u>
V7080386	54329W	08/11/97

If you have any questions or require further information, please contact us at your convenience. Thank you for choosing APPL, Inc.

Sincerely,

Mike Ray, Laboratory Director  
APPL, Inc.

MR/pc  
Enclosure  
cc: File

'A 508 Specialty OCL & PCB

Del Mar Analytical  
16525 Sherman Way, Stec-11  
Van Nuys, CA 91406

APPL Inc.  
4203 West Swift Avenue  
Fresno, CA 93722

Attn: Mary Ann Linsel

Sample ID: V7080386

APPL ID: AP54329

Sample Collection Date: 8/11/97

ARF: 25757

Method	Analyte	Result	PQL	Units	Extraction Date	Analysis Date
EPA 508	Alachlor	Not detected	0.10	ug/L	8/18/97	8/23/97
EPA 508	Aldrin	Not detected	0.05	ug/L	8/18/97	8/23/97
EPA 508	Benefin	Not detected	0.10	ug/L	8/18/97	8/23/97
EPA 508	a-BHC	Not detected	0.05	ug/L	8/18/97	8/23/97
EPA 508	b-BHC	Not detected	0.05	ug/L	8/18/97	8/23/97
EPA 508	d-BHC	Not detected	0.05	ug/L	8/18/97	8/23/97
EPA 508	Captan	Not detected	0.10	ug/L	8/18/97	8/23/97
EPA 508	Carbophenothion	Not detected	0.05	ug/L	8/18/97	8/23/97
EPA 508	Chlordane	Not detected	0.05	ug/L	8/18/97	8/23/97
EPA 508	Chlorothalonil	Not detected	0.05	ug/L	8/18/97	8/23/97
EPA 508	2,4-DDD	Not detected	0.05	ug/L	8/18/97	8/23/97
EPA 508	2,4-DDE	Not detected	0.05	ug/L	8/18/97	8/23/97
EPA 508	4,4'-DDE	Not detected	0.01	ug/L	8/18/97	8/23/97
EPA 508	2,4-DDT	Not detected	0.02	ug/L	8/18/97	8/23/97
EPA 508	4,4'-DDT	Not detected	0.02	ug/L	8/18/97	8/23/97
EPA 508	Dicofol	Not detected	0.10	ug/L	8/18/97	8/23/97
EPA 508	Dieldrin	Not detected	0.02	ug/L	8/18/97	8/23/97
EPA 508	DMPA	Not detected	0.10	ug/L	8/18/97	8/23/97
EPA 508	Endosulfan I	Not detected	0.02	ug/L	8/18/97	8/23/97
EPA 508	Endosulfan II	Not detected	0.01	ug/L	8/18/97	8/23/97
EPA 508	Endosulfan sulfate	Not detected	0.05	ug/L	8/18/97	8/23/97
EPA 508	Endrin	Not detected	0.05	ug/L	8/18/97	8/23/97
EPA 508	Endrin aldehyde	Not detected	0.05	ug/L	8/18/97	8/23/97
EPA 508	Endrin ketone	Not detected	0.05	ug/L	8/18/97	8/23/97
EPA 508	g-BHC (Lindane)	Not detected	0.05	ug/L	8/18/97	8/23/97
EPA 508	Heptachlor	Not detected	0.01	ug/L	8/18/97	8/23/97
EPA 508	Heptachlor epoxide	Not detected	0.01	ug/L	8/18/97	8/23/97
EPA 508	Hexachlorobenzene	Not detected	0.05	ug/L	8/18/97	8/23/97
EPA 508	Methoxychlor	Not detected	0.05	ug/L	8/18/97	8/23/97
EPA 508	Nitrofen	Not detected	0.05	ug/L	8/18/97	8/23/97
EPA 508	PCB-1016	Not detected	0.50	ug/L	8/18/97	8/23/97
EPA 508	PCB-1221	Not detected	0.50	ug/L	8/18/97	8/23/97
EPA 508	PCB-1232	Not detected	0.50	ug/L	8/18/97	8/23/97
EPA 508	PCB-1242	Not detected	0.50	ug/L	8/18/97	8/23/97

Run #:	821082
Instrument:	EC 202
Sequence:	970821
Initials:	MS
Printed:	8/25/97 11:03:37 AM

'A 508 Specialty OCL & PCB

Del Mar Analytical  
16525 Sherman Way, Stec-11  
Van Nuys, CA 91406

APPL Inc.  
4203 West Swift Avenue  
Fresno, CA 93722

Attn: Mary Ann Linsel

Sample ID: V7080386  
Sample Collection Date: 8/11/97

APPL ID: AP54329  
ARF: 25757

Method	Analyte	Result	PQL	Units	Extraction Date	Analysis Date
EPA 508	PCB-1248	Not detected	0.50	ug/L	8/18/97	8/23/97
EPA 508	PCB-1254	Not detected	0.50	ug/L	8/18/97	8/23/97
EPA 508	PCB-1260	Not detected	0.50	ug/L	8/18/97	8/23/97
EPA 508	PCNB	Not detected	0.05	ug/L	8/18/97	8/23/97
EPA 508	Propachlor	Not detected	0.10	ug/L	8/18/97	8/23/97
EPA 508	4,4'-TDE/DDD	Not detected	0.02	ug/L	8/18/97	8/23/97
EPA 508	Toxaphene	Not detected	0.50	ug/L	8/18/97	8/23/97
EPA 508	Surrogate: DECA-PCB	84.0	70-130	%	8/18/97	8/23/97
EPA 508	Surrogate: Dibutylchlorodate	57.1	70-130	%	8/18/97	8/23/97
EPA 508	Surrogate: 2,4,5,6-Tetrachloro-	67.3	70-130	%	8/18/97	8/23/97

98-25-97  
Run #: 82105 2  
Instrument: ECD02  
Sequence: 970821  
Initials: [Signature]  
Printed: 8/25/97 11:03:37 AM

# A 507 OP/Triazine Pesticide

Del Mar Analytical  
 16525 Sherman Way, Ste. C-11  
 Van Nuys, CA 91406

APPL Inc.  
 4203 West Swift Avenue  
 Fresno, CA 93722

Attn: Mary Ann Linsel

Sample ID: V7080386  
 Sample Collection Date: 8/11/97

APPL ID: AP54329  
 ARF: 25757

Method	Analyte	Result	PQL	Units	Extraction Date	Analysis Date
EPA 507	Alachlor	Not detected	0.5	ug/L	8/18/97	8/27/97
EPA 507	Atrazine	Not detected	0.5	ug/L	8/18/97	8/27/97
EPA 507	Bromacil	Not detected	0.5	ug/L	8/18/97	8/27/97
EPA 507	Butachlor	Not detected	0.38	ug/L	8/18/97	8/27/97
EPA 507	Demeton-S	Not detected	0.5	ug/L	8/18/97	8/27/97
EPA 507	Diazinon	Not detected	0.25	ug/L	8/18/97	8/27/97
EPA 507	Dimethoate	Not detected	0.5	ug/L	8/18/97	8/27/97
EPA 507	Disulfoton	Not detected	0.5	ug/L	8/18/97	8/27/97
EPA 507	Metolachlor	Not detected	0.5	ug/L	8/18/97	8/27/97
EPA 507	Metribuzin	Not detected	0.5	ug/L	8/18/97	8/27/97
EPA 507	Mevinphos	Not detected	0.5	ug/L	8/18/97	8/27/97
EPA 507	Molinate	Not detected	0.5	ug/L	8/18/97	8/27/97
EPA 507	Prometon	Not detected	0.5	ug/L	8/18/97	8/27/97
EPA 507	Prometryn	Not detected	0.5	ug/L	8/18/97	8/27/97
EPA 507	Pronamide	Not detected	0.5	ug/L	8/18/97	8/27/97
EPA 507	Simazine	Not detected	0.5	ug/L	8/18/97	8/27/97
EPA 507	Simetryn	Not detected	0.5	ug/L	8/18/97	8/27/97
EPA 507	Terbutryn	Not detected	0.5	ug/L	8/18/97	8/27/97
EPA 507	Thiobencarb	Not detected	0.5	ug/L	8/18/97	8/27/97
EPA 507	Surrogate: Tributylphosphate	78.6	70-130	%	8/18/97	8/27/97
EPA 507	Surrogate: Triphenylphosphate	74.7	70-130	%	8/18/97	8/27/97

Run #:	96
Instrument:	NP003
Sequence:	970824
Initials:	Jed
Printed: 8/27/97 11:47:41 AM	

# 1657 OP Pesticides

Del Mar Analytical  
 16525 Sherman Way, Ste. C-11  
 Van Nuys, CA 91406

APPL Inc.  
 4203 West Swift Avenue  
 Fresno, CA 93722

Attn: Mary Ann Linsel

Sample ID: V7080386  
 Sample Collection Date: 8/11/97

APPL ID: AP54329  
 ARF: 25757

Method	Analyte	Result	PQL	Units	Extraction Date	Analysis Date
1657	Acephate **	Not detected	0.10	ug/L	8/18/97	8/21/97
1657	Ametryn **	Not detected	0.05	ug/L	8/18/97	8/21/97
1657	Atraton **	Not detected	0.05	ug/L	8/18/97	8/21/97
1657	Atrazine **	Not detected	0.05	ug/L	8/18/97	8/21/97
1657	Azinphosmethyl *	Not detected	0.5	ug/L	8/18/97	8/21/97
1657	Butachlor ***	Not detected	0.05	ug/L	8/18/97	8/21/97
1657	Butylate **	Not detected	0.10	ug/L	8/18/97	8/21/97
1657	Chloroprotham **	Not detected	0.02	ug/L	8/18/97	8/21/97
1657	Chlorpyrifos *	Not detected	0.02	ug/L	8/18/97	8/21/97
1657	Cyanazine **	Not detected	0.05	ug/L	8/18/97	8/21/97
1657	Cycloate ***	Not detected	0.06	ug/L	8/18/97	8/21/97
1657	Def *	Not detected	0.05	ug/L	8/18/97	8/21/97
1657	Demeton-O,S	Not detected	0.10	ug/L	8/18/97	8/21/97
1657	Diazinon *	0.15	0.02	ug/L	8/18/97	8/21/97
1657	Dichlorvos	Not detected	0.20	ug/L	8/18/97	8/21/97
1657	Dimethoate *	Not detected	0.20	ug/L	8/18/97	8/21/97
1657	Diphenamid **	Not detected	0.05	ug/L	8/18/97	8/21/97
1657	Disulfoton	Not detected	0.03	ug/L	8/18/97	8/21/97
1657	Disulfoton Sulfone ***	Not detected	1.0	ug/L	8/18/97	8/21/97
1657	Disulfoton Sulfoxide **	Not detected	1.0	ug/L	8/18/97	8/21/97
1657	EPTC (Ethyldipropylthiocarba	Not detected	0.10	ug/L	8/18/97	8/21/97
1657	Ethoprop *	Not detected	0.02	ug/L	8/18/97	8/21/97
1657	Fenamiphos ***	Not detected	0.20	ug/L	8/18/97	8/21/97
1657	Fusilade **	Not detected	0.05	ug/L	8/18/97	8/21/97
1657	Hexazinone ***	Not detected	0.20	ug/L	8/18/97	8/21/97
1657	Malathion	Not detected	0.20	ug/L	8/18/97	8/21/97
1657	Merphos	Not detected	0.05	ug/L	8/18/97	8/21/97
1657	Metalaxyl ***	Not detected	0.05	ug/L	8/18/97	8/21/97
1657	Methamidophos ***	Not detected	0.20	ug/L	8/18/97	8/21/97
1657	Methidathion **	Not detected	0.50	ug/L	8/18/97	8/21/97
1657	Methyl Paraoxon ***	Not detected	1.0	ug/L	8/18/97	8/21/97
1657	Metolachlor ***	Not detected	0.05	ug/L	8/18/97	8/21/97
1657	Metribuzin ***	Not detected	0.08	ug/L	8/18/97	8/21/97
1657	Mevinphos *	Not detected	0.5	ug/L	8/18/97	8/21/97

\*\*\* 113      \*\* 84      \* 40  
 NP002      NP002      NP002  
 970820      970820      970825  
 Jxd      Jxd      Jxd

Run #:	17
Instrument:	NP002
Sequence:	970825
Initials:	Jxd
Printed: 8/28/97 2:45:27 PM	



# 1657 OP Pesticides

Del Mar Analytical  
16525 Sherman Way, Ste. C-11  
Van Nuys, CA 91406

APPL Inc.  
4203 West Swift Avenue  
Fresno, CA 93722

Attn: Mary Ann Linsel

Sample ID: V7080386  
Sample Collection Date: 8/11/97

APPL ID: AP54329  
ARF: 25757

Method	Analyte	Result	PQL	Units	Extraction Date	Analysis Date
1657	Molinate **	Not detected	0.05	ug/L	8/18/97	8/21/97
1657	Naled *	Not detected	1.0	ug/L	8/18/97	8/21/97
1657	Napropamide **	Not detected	0.05	ug/L	8/18/97	8/21/97
1657	Parathion, ethyl	Not detected	0.02	ug/L	8/18/97	8/21/97
1657	Parathion, methyl *	Not detected	0.10	ug/L	8/18/97	8/21/97
1657	Pebulate ***	Not detected	0.10	ug/L	8/18/97	8/21/97
1657	Phorate *	Not detected	0.02	ug/L	8/18/97	8/21/97
1657	Phosmet ***	Not detected	0.25	ug/L	8/18/97	8/21/97
1657	Profenofos ***	Not detected	0.22	ug/L	8/18/97	8/21/97
1657	Prometon ***	Not detected	0.05	ug/L	8/18/97	8/21/97
1657	Prometryn ***	Not detected	0.05	ug/L	8/18/97	8/21/97
1657	Pronamide ***	Not detected	0.06	ug/L	8/18/97	8/21/97
1657	Propazine ***	Not detected	0.05	ug/L	8/18/97	8/21/97
1657	Prowl (Pendimethalin) *	Not detected	0.02	ug/L	8/18/97	8/21/97
1657	Ronnel	Not detected	0.05	ug/L	8/18/97	8/21/97
1657	Simazine **	0.05	0.05	ug/L	8/18/97	8/21/97
1657	Simetryn ***	Not detected	0.10	ug/L	8/18/97	8/21/97
1657	Stirophos	Not detected	0.08	ug/L	8/18/97	8/21/97
1657	Sythane **	Not detected	0.05	ug/L	8/18/97	8/21/97
1657	Terbufos **	Not detected	0.05	ug/L	8/18/97	8/21/97
1657	Terbutryn **	Not detected	0.05	ug/L	8/18/97	8/21/97
1657	Thiobencarb ***	Not detected	0.05	ug/L	8/18/97	8/21/97
1657	Tricyclazole ***	Not detected	2.5	ug/L	8/18/97	8/21/97
1657	Trifluralin *	Not detected	0.02	ug/L	8/18/97	8/21/97
1657	Vernolate **	Not detected	0.10	ug/L	8/18/97	8/21/97
1657	Surrogate: Tributylphosphate *	137	60-150	%	8/18/97	8/21/97
1657	Surrogate: Triphenylphosphate	98.7	76-140	%	8/18/97	8/21/97

\*\*\* 113      \*\* 84      \* 40  
 NPDDZ      NPDDZ      NPDDZ  
 970820      970820      970825  
 Jxd      Jxd      Jxd

Run #:	17
Instrument:	NPDDZ
Sequence:	970825
Initials:	Jxd
Printed: 8/28/97 2:45:27 PM	

PA 508 Specialty OCL & PCE

Del Mar Analytical  
16525 Sherman Way, Ste C-11  
Van Nuys, CA 91406

APPL Inc.  
4203 West Swift Avenue  
Fresno, CA 93722

Attn: Mary Ann Linsel

Blank Name/QCG: 970818-4387  
Batch ID: \$508-4387  
ARF: 25754

Sample Type	Method	Analyte	Result	PQL	Units	Extraction Date	Analysis Date
BLANK	EPA 508	Alachlor	Not detected	0.10	ug/L	08/18/97	08/22/97
BLANK	EPA 508	Aldrin	Not detected	0.05	ug/L	08/18/97	08/22/97
BLANK	EPA 508	Benefin	Not detected	0.10	ug/L	08/18/97	08/22/97
BLANK	EPA 508	a-BHC	Not detected	0.05	ug/L	08/18/97	08/22/97
BLANK	EPA 508	b-BHC	Not detected	0.05	ug/L	08/18/97	08/22/97
BLANK	EPA 508	d-BHC	Not detected	0.05	ug/L	08/18/97	08/22/97
BLANK	EPA 508	Captan	Not detected	0.10	ug/L	08/18/97	08/22/97
BLANK	EPA 508	Carbophenothion	Not detected	0.05	ug/L	08/18/97	08/22/97
BLANK	EPA 508	Chlordane	Not detected	0.05	ug/L	08/18/97	08/22/97
BLANK	EPA 508	Chlorothalonil	Not detected	0.05	ug/L	08/18/97	08/22/97
BLANK	EPA 508	2,4-DDD	Not detected	0.05	ug/L	08/18/97	08/22/97
BLANK	EPA 508	2,4-DDE	Not detected	0.05	ug/L	08/18/97	08/22/97
BLANK	EPA 508	4,4'-DDE	Not detected	0.01	ug/L	08/18/97	08/22/97
BLANK	EPA 508	2,4-DDT	Not detected	0.02	ug/L	08/18/97	08/22/97
BLANK	EPA 508	4,4'-DDT	Not detected	0.02	ug/L	08/18/97	08/22/97
BLANK	EPA 508	Dicofol	Not detected	0.10	ug/L	08/18/97	08/22/97
BLANK	EPA 508	Dieldrin	Not detected	0.02	ug/L	08/18/97	08/22/97
BLANK	EPA 508	DMPA	Not detected	0.10	ug/L	08/18/97	08/22/97
BLANK	EPA 508	Endosulfan I	Not detected	0.02	ug/L	08/18/97	08/22/97
BLANK	EPA 508	Endosulfan II	Not detected	0.01	ug/L	08/18/97	08/22/97
BLANK	EPA 508	Endosulfan sulfate	Not detected	0.05	ug/L	08/18/97	08/22/97
BLANK	EPA 508	Endrin	Not detected	0.05	ug/L	08/18/97	08/22/97
BLANK	EPA 508	Endrin aldehyde	Not detected	0.05	ug/L	08/18/97	08/22/97
BLANK	EPA 508	Endrin ketone	Not detected	0.05	ug/L	08/18/97	08/22/97
BLANK	EPA 508	g-BHC (Lindane)	Not detected	0.05	ug/L	08/18/97	08/22/97
BLANK	EPA 508	Heptachlor	Not detected	0.01	ug/L	08/18/97	08/22/97
BLANK	EPA 508	Heptachlor epoxide	Not detected	0.01	ug/L	08/18/97	08/22/97
BLANK	EPA 508	Hexachlorobenzene	Not detected	0.05	ug/L	08/18/97	08/22/97
BLANK	EPA 508	Methoxychlor	Not detected	0.05	ug/L	08/18/97	08/22/97
BLANK	EPA 508	Nitrofen	Not detected	0.05	ug/L	08/18/97	08/22/97
BLANK	EPA 508	PCB-1016	Not detected	0.50	ug/L	08/18/97	08/22/97
BLANK	EPA 508	PCB-1221	Not detected	0.50	ug/L	08/18/97	08/22/97
BLANK	EPA 508	PCB-1232	Not detected	0.50	ug/L	08/18/97	08/22/97
BLANK	EPA 508	PCB-1242	Not detected	0.50	ug/L	08/18/97	08/22/97

Run #:	821042
Instrument:	EC002
Sequence:	970824
Initials:	<i>[Signature]</i>
Printed: 8/25/97 11:29:20 AM	

PA 508 Specialty OCL & PCB

Del Mar Analytical  
16525 Sherman Way, Ste C-11  
Van Nuys, CA 91406

APPL Inc.  
4203 West Swift Avenue  
Fresno, CA 93722

Attn: Mary Ann Linsel

Blank Name/QCG: 970818-4387  
Batch ID: \$508-4387  
ARF: 25754

Sample Type	Method	Analyte	Result	PQL	Units	Extraction Date	Analysis Date
BLANK	EPA 508	PCB-1248	Not detected	0.50	ug/L	08/18/97	08/22/97
BLANK	EPA 508	PCB-1254	Not detected	0.50	ug/L	08/18/97	08/22/97
BLANK	EPA 508	PCB-1260	Not detected	0.50	ug/L	08/18/97	08/22/97
BLANK	EPA 508	PCNB	Not detected	0.05	ug/L	08/18/97	08/22/97
BLANK	EPA 508	Propachlor	Not detected	0.10	ug/L	08/18/97	08/22/97
BLANK	EPA 508	4,4'-TDE/DDD	Not detected	0.02	ug/L	08/18/97	08/22/97
BLANK	EPA 508	Toxaphene	Not detected	0.50	ug/L	08/18/97	08/22/97
BLANK	EPA 508	Surrogate: DECA-PCB	84.3	70-130	%	08/18/97	08/22/97
BLANK	EPA 508	Surrogate: Dibutylchloren	70.7	70-130	%	08/18/97	08/22/97
BLANK	EPA 508	Surrogate: 2,4,5,6-Tetrac	57.6	70-130	%	08/18/97	08/22/97

Run #: 821043  
Instrument: FEPO2  
Sequence: 970821  
Initials: [Signature]  
Printed: 8/25/97 11:29:21 AM

**M. Mix / Control Spike Recoveries**  
METHOD 508

APPL, Inc.  
4203 West Swift Avenue  
Fresno, CA 93722

EPA Method #: 508  
APPL Sample #: 970818W LCS/LCSD  
Date/Initials: 8/26/97 SD  
Matrix Type: Water  
Units: ug/L

Compound Name (See Below)	Spike Level	Matrix Results	SPK Results	SPK% Recovery	DUP Results	DUP% Recovery	%RPD (see below)	QC Recovery	Limits RPD
a-BHC	0.100	0	0.0611	61.1%	0.0670	67.0%	9.2%	47-126	NE
b-BHC	0.100	0	0.0860	86.0%	0.0907	90.7%	5.3%	58-129	NE
Lindane	0.100	0	0.0807	80.7%	0.0783	78.3%	3.0%	61-123	18
d-BHC *	0.0055	0	0.0059	107%	0.0036	65.5%	48.4%	63-123	NE
Heptachlor	0.100	0	0.0528	52.8%	0.0659	65.9%	22.1%	31-138	23
Aldrin	0.100	0	0.0414	41.4%	0.0589	58.9%	34.9%	13-127	35
Heptachlor epoxide	0.100	0	0.0789	78.9%	0.0856	85.6%	8.1%	55-125	NE
g-Chlordane	0.100	0	0.0703	70.3%	0.0784	78.4%	10.9%	30-134	NE
a-Chlordane *	0.202	0	0.159	78.7%	0.171	84.7%	7.3%	52-125	NE
p,p'-DDE	0.100	0	0.0688	68.8%	0.0765	76.5%	10.6%	41-125	NE
a-Endosulfan *	0.200	0	0.147	73.5%	0.163	81.5%	10.3%	45-149	NE
b-Endosulfan *	0.213	0	0.167	78.4%	0.177	83.1%	5.8%	32-132	NE
Dieldrin	0.100	0	0.0726	72.6%	0.0787	78.7%	8.1%	50-123	17
Endrin	0.100	0	0.0805	80.5%	0.0872	87.2%	8.0%	68-125	22
p,p'-DDD *	0.204	0	0.150	73.5%	0.162	79.4%	7.7%	37-131	NE
Endrin aldehyde	0.100	0	0.0854	85.4%	0.0918	91.8%	7.2%	47-123	NE
p,p'-DDT	0.100	0	0.0730	73.0%	0.0780	78.0%	6.6%	47-145	22
Endosulfan sulfate	0.100	0	0.0847	84.7%	0.0871	87.1%	2.8%	63-124	NE
Endrin ketone *	0.215	0	0.179	83.3%	0.190	88.4%	6.0%	54-144	NE
Methoxychlor *	0.172	0	0.202	117%	0.214	124%	5.8%	53-160	NE
AR # 1016	2.50	0	1.57	62.8%	1.59	63.6%	1.3%	NE	NE
AR# 1260	2.50	0	1.94	77.6%	1.95	78.0%	0.51%	NE	NE

Surrogate	Spike Level	Matrix Results	SPK Results	SPK% Recovery	DUP Results	DUP% Recovery	QC Limits
CMX	0.100	*****	0.042	41.7%	0.055	131%	70-130
PCB	0.100	*****	0.064	63.5%	0.070	110%	70-130
Deca PCB	0.100	*****	0.098	97.5%	0.101	104%	70-130

	PESTICIDES		AROCLORS	
	SPK	DUP	SPK	DUP
Extraction Date:	8/18/97	8/18/97	8/12/97	8/12/97
Analysis Date:	8/22/97	8/22/97	8/22/97	8/22/97
Analysis Time:	7:33 PM	8:13 PM	8:53 PM	9:33 PM
Instrument:	ECD02A	ECD02A	ECD02A	ECD02A
Column:	RTX-5	RTX-5	RTX-5	RTX-5
Sample/Vial #:	43	44	45	46
Extraction Ratio:	5/1000	5/1000	5/1000	5/1000
Dilution Factor:	1	1	1	1

Comments: \*Spike level calculated from injection of ( 508 spike mix 4/15/97) on ECD02 8/25/97.

Limits established 03-25-96 to 11-11-96, RPD 10-19-94 to 7-27-95

CA 507 OP/1 triazine Pesticide

Del Mar Analytical  
16525 Sherman Way, Ste C-11  
Van Nuys, CA 91406

APPL Inc.  
4203 West Swift Avenue  
Fresno, CA 93722

Attn: Mary Ann Linsel

Blank Name/QCG: 970818-4445  
Batch ID: 5507-970818  
ARF: 25754

Sample Type	Method	Analyte	Result	PQL	Units	Extraction Date	Analysis Date
BLANK	EPA 507	Alachlor	Not detected	0.5	ug/L	08/18/97	08/26/97
BLANK	EPA 507	Atrazine	Not detected	0.5	ug/L	08/18/97	08/26/97
BLANK	EPA 507	Bromacil	Not detected	0.5	ug/L	08/18/97	08/26/97
BLANK	EPA 507	Butachlor	Not detected	0.38	ug/L	08/18/97	08/26/97
BLANK	EPA 507	Demeton-S	Not detected	0.5	ug/L	08/18/97	08/26/97
BLANK	EPA 507	Diazinon	Not detected	0.25	ug/L	08/18/97	08/26/97
BLANK	EPA 507	Dimethoate	Not detected	0.5	ug/L	08/18/97	08/26/97
BLANK	EPA 507	Disulfoton	Not detected	0.5	ug/L	08/18/97	08/26/97
BLANK	EPA 507	Metolachlor	Not detected	0.5	ug/L	08/18/97	08/26/97
BLANK	EPA 507	Metribuzin	Not detected	0.5	ug/L	08/18/97	08/26/97
BLANK	EPA 507	Mevinphos	Not detected	0.5	ug/L	08/18/97	08/26/97
BLANK	EPA 507	Molinate	Not detected	0.5	ug/L	08/18/97	08/26/97
BLANK	EPA 507	Prometon	Not detected	0.5	ug/L	08/18/97	08/26/97
BLANK	EPA 507	Prometryn	Not detected	0.5	ug/L	08/18/97	08/26/97
BLANK	EPA 507	Pronamide	Not detected	0.5	ug/L	08/18/97	08/26/97
BLANK	EPA 507	Simazine	Not detected	0.5	ug/L	08/18/97	08/26/97
BLANK	EPA 507	Simetryn	Not detected	0.5	ug/L	08/18/97	08/26/97
BLANK	EPA 507	Terbutryn	Not detected	0.5	ug/L	08/18/97	08/26/97
BLANK	EPA 507	Thiobencarb	Not detected	0.5	ug/L	08/18/97	08/26/97
BLANK	EPA 507	Surrogate: Tributylphosph	69.1	70-130	%	08/18/97	08/26/97
BLANK	EPA 507	Surrogate: Triphenylphos	71.6	70-130	%	08/18/97	08/26/97

Run #:	89
Instrument:	NP003
Sequence:	970824
Initials:	JL
Printed: 8/27/97 11:47:17 AM	

Matrix / Control Spike Recoveries  
METHOD 507

APPL, Inc.  
4203 West Swift Avenue  
Fresno, CA 93722

EPA Method #: 507  
APPL Sample #: 97081BW LCS-1/LCSD-1  
Date/Initials: 8/27/97 SXS  
Matrix Type: Water  
Units: ug/L

Compound Name (See Below)	Spike Level	Matrix Results	SPK Results	SPK% Recovery	DUP Results	DUP% Recovery	%RPD (see below)	QC Recovery	Limits RPD
Atrazine	1.25	0.00	0.976	78.1%	1.09	87.2%	11%	39-141	18
Butachlor	5.00	0.00	4.17	83.4%	4.46	89.2%	6.7%	NE	NE
Dimethoate	1.25	0.00	1.03	82.4%	1.18	94.4%	14%	37-165	18
Disulfoton	1.25	0.00	0.736	58.9%	0.833	66.6%	12%	NE	NE
Metribuzin	2.50	0.00	1.99	79.6%	2.20	88.0%	10%	NE	NE
Prometon	1.25	0.00	0.870	69.6%	1.03	82.4%	17%	NE	NE
Prometryn	1.25	0.00	0.933	74.6%	1.03	82.4%	9.9%	NE	NE
Pronamide	5.00	0.00	4.20	84.0%	4.60	92.0%	9.1%	NE	NE
Thiobencarb	1.25	0.00	1.09	87.2%	1.15	92.0%	5.4%	NE	NE

Surrogate	Spike Level	Matrix Results	SPK Results	SPK% Recovery	DUP Results	DUP% Recovery	QC Limits
Tributylphosphate	5.00	*****	3.46	69.2%	3.77	75.4%	70-130
Triphenylphosphate	5.00	*****	3.57	71.4%	3.91	78.2%	70-130

	Primary Column		Secondary Column	
	SPK	DUP	SPK	DUP
Extraction Date:	8/18/97	8/18/97		
Analysis Date:	8/26/97	8/26/97		
Analysis Time:	9:07 PM	9:44 PM		
Instrument:	NPD03A	NPD03A		
Column:	HP-35	HP-35		
Sample/Vial #:	90	91		
Extraction Ratio:	5/1000	5/1000		
Dilution Factor:	1	1		

Comments:

---



---

Limits established 09-21-94 TO 04-10-95, RPD 04-07-94 to 05-15-95  
Surrogate limits established in Method 507 Revision 2, 1989  
NE = not established

Matrix / Control Spike Recoveries  
METHOD 507

APPL, Inc.  
4203 West Swift Avenue  
Fresno, CA 93722

EPA Method #: 507  
APPL Sample #: 970818W LCS-2/LCSD-2  
Date/Initials: 8/27/97 SXS  
Matrix Type: Water  
Units: ug/L

Compound Name (See Below)	Spike Level	Matrix Results	SPK Results	SPK% Recovery	DUP Results	DUP% Recovery	%RPD (see below)	QC Recovery	Limits RPD
Alachlor	5.00	0.00	4.10	82.0%	3.61	72.2%	13%	NE	NE
Bromacil	5.00	0.00	4.35	87.0%	3.93	78.6%	10%	38-151	19
Demeton-S	2.50	0.00	1.81	72.4%	1.71	68.4%	5.7%	NE	NE
Diazinon	1.25	0.00	0.911	72.9%	0.855	68.4%	6.3%	NE	NE
Metolachlor	2.50	0.00	1.98	79.2%	1.67	66.8%	17%	NE	NE
Mevinphos	2.50	0.00	1.64	65.6%	1.47	58.8%	11%	NE	NE
Molinate	2.50	0.00	1.94	77.6%	1.70	68.0%	13%	36-143	17
Simazine	1.25	0.00	0.915	73.2%	0.786	62.9%	15%	NE	NE
Simetryn	1.25	0.00	0.899	71.9%	0.808	64.6%	11%	NE	NE
Terbutryn	1.25	0.00	0.956	76.5%	0.918	73.4%	4.1%	NE	NE

Surrogate	Spike Level	Matrix Results	SPK Results	SPK% Recovery	DUP Results	DUP% Recovery	QC Limits
Tributylphosphate	5.00	*****	3.58	71.6%	3.25	65.0%	70-130
Triphenylphosphate	5.00	*****	4.21	84.2%	3.78	75.6%	70-130

	Primary Column	
	SPK	DUP
Extraction Date:	8/18/97	8/18/97
Analysis Date:	8/28/97	8/28/97
Analysis Time:	10:22 PM	10:59 PM
Instrument:	NPD03A	NPD03A
Column:	HP-35	HP-35
Sample/Vial #:	92	93
Extraction Ratio:	5/1000	5/1000
Dilution Factor:	1	1

	Secondary Column	
	SPK	DUP

Comments:

---



---

Limits established 09-21-94 TO 04-10-95, RPD 04-07-94 to 05-15-95  
Surrogate limits established in Method 507 Revision 2, 1989  
NE = not established

# 1657 OP Pesticides

Del Mar Analytical  
16525 Sherman Way, Ste C-11  
Van Nuys, CA 91406

APPL Inc.  
4203 West Swift Avenue  
Fresno, CA 93722

Attn: Mary Ann Linsel

Blank Name/QCG: 970818-4423  
Batch ID: \$1657A-970818  
ARF: 25754

Sample Type	Method	Analyte	Result	PQL	Units	Extraction Date	Analysis Date
BLANK	1657	Acephate **	Not detected	0.10	ug/L	08/18/97	08/21/97
BLANK	1657	Ametryn **	Not detected	0.05	ug/L	08/18/97	08/21/97
BLANK	1657	Atraton **	Not detected	0.05	ug/L	08/18/97	08/21/97
BLANK	1657	Atrazine **	Not detected	0.05	ug/L	08/18/97	08/21/97
BLANK	1657	Azinphosmethyl *	Not detected	0.5	ug/L	08/18/97	08/21/97
BLANK	1657	Butachlor ***	Not detected	0.05	ug/L	08/18/97	08/21/97
BLANK	1657	Butylate **	Not detected	0.10	ug/L	08/18/97	08/21/97
BLANK	1657	Chlorpropham **	Not detected	0.02	ug/L	08/18/97	08/21/97
BLANK	1657	Chlorpyrifos *	Not detected	0.02	ug/L	08/18/97	08/21/97
BLANK	1657	Cyanazine **	Not detected	0.05	ug/L	08/18/97	08/21/97
BLANK	1657	Cycloate ***	Not detected	0.06	ug/L	08/18/97	08/21/97
BLANK	1657	Def *	Not detected	0.05	ug/L	08/18/97	08/21/97
BLANK	1657	Demeton-O,S	Not detected	0.10	ug/L	08/18/97	08/21/97
BLANK	1657	Diazinon *	Not detected	0.02	ug/L	08/18/97	08/21/97
BLANK	1657	Dichlorvos	Not detected	0.20	ug/L	08/18/97	08/21/97
BLANK	1657	Dimethoate *	Not detected	0.20	ug/L	08/18/97	08/21/97
BLANK	1657	Diphenamid **	Not detected	0.05	ug/L	08/18/97	08/21/97
BLANK	1657	Disulfoton	Not detected	0.03	ug/L	08/18/97	08/21/97
BLANK	1657	Disulfoton Sulfone ***	Not detected	1.0	ug/L	08/18/97	08/21/97
BLANK	1657	Disulfoton Sulfoxide **	Not detected	1.0	ug/L	08/18/97	08/21/97
BLANK	1657	EPTC (Ethyldipropythioc	Not detected	0.10	ug/L	08/18/97	08/21/97
BLANK	1657	Ethoprop *	Not detected	0.02	ug/L	08/18/97	08/21/97
BLANK	1657	Fenamiphos ***	Not detected	0.20	ug/L	08/18/97	08/21/97
BLANK	1657	Fusilade **	Not detected	0.05	ug/L	08/18/97	08/21/97
BLANK	1657	Hexazinone ***	Not detected	0.20	ug/L	08/18/97	08/21/97
BLANK	1657	Malathion	Not detected	0.20	ug/L	08/18/97	08/21/97
BLANK	1657	Merphos	Not detected	0.05	ug/L	08/18/97	08/21/97
BLANK	1657	Metalaxyl ***	Not detected	0.05	ug/L	08/18/97	08/21/97
BLANK	1657	Methamidophos ***	Not detected	0.20	ug/L	08/18/97	08/21/97
BLANK	1657	Methidathion **	Not detected	0.50	ug/L	08/18/97	08/21/97
BLANK	1657	Methyl Paraoxon ***	Not detected	1.0	ug/L	08/18/97	08/21/97
BLANK	1657	Metolachlor ***	Not detected	0.05	ug/L	08/18/97	08/21/97
BLANK	1657	Metribuzin ***	Not detected	0.08	ug/L	08/18/97	08/21/97
BLANK	1657	Mevinphos *	Not detected	0.5	ug/L	08/18/97	08/21/97

\*\*\* 105  
NP002  
970820  
Jxl

\*\* 76  
NP002  
970820  
Jxl

\* 48  
NP002  
970820  
Jxl

Run #:	20
Instrument:	NP002
Sequence:	970820
Initials:	Jxl
Printed: 8/28/97 2:44:47 PM	



1657 OP Pesticides

Del Mar Analytical  
16525 Sherman Way, Ste C-11  
Van Nuys, CA 91406

APPL Inc.  
4203 West Swift Avenue  
Fresno, CA 93722

Attn: Mary Ann Linsel

Blank Name/QCG: 970818-4423  
Batch ID: \$1657A-970818  
ARF: 25754

Sample Type	Method	Analyte	Result	PQL	Units	Extraction Date	Analysis Date
BLANK	1657	Molinate **	Not detected	0.05	ug/L	08/18/97	08/21/97
BLANK	1657	Naled *	Not detected	1.0	ug/L	08/18/97	08/21/97
BLANK	1657	Napropamide **	Not detected	0.05	ug/L	08/18/97	08/21/97
BLANK	1657	Parathion, ethyl	Not detected	0.02	ug/L	08/18/97	08/21/97
BLANK	1657	Parathion, methyl *	Not detected	0.10	ug/L	08/18/97	08/21/97
BLANK	1657	Pebulate ***	Not detected	0.10	ug/L	08/18/97	08/21/97
BLANK	1657	Phorate *	Not detected	0.02	ug/L	08/18/97	08/21/97
BLANK	1657	Phosmet ***	Not detected	0.25	ug/L	08/18/97	08/21/97
BLANK	1657	Profenofos ***	Not detected	0.22	ug/L	08/18/97	08/21/97
BLANK	1657	Prometon ***	Not detected	0.05	ug/L	08/18/97	08/21/97
BLANK	1657	Prometryn ***	Not detected	0.05	ug/L	08/18/97	08/21/97
BLANK	1657	Pronamide ***	Not detected	0.06	ug/L	08/18/97	08/21/97
BLANK	1657	Propazine ***	Not detected	0.05	ug/L	08/18/97	08/21/97
BLANK	1657	Prowl (Pendimethalin) *	Not detected	0.02	ug/L	08/18/97	08/21/97
BLANK	1657	Ronnel	Not detected	0.05	ug/L	08/18/97	08/21/97
BLANK	1657	Simazine **	Not detected	0.05	ug/L	08/18/97	08/21/97
BLANK	1657	Simetryn ***	Not detected	0.10	ug/L	08/18/97	08/21/97
BLANK	1657	Stirophos	Not detected	0.08	ug/L	08/18/97	08/21/97
BLANK	1657	Systhane **	Not detected	0.05	ug/L	08/18/97	08/21/97
BLANK	1657	Terbufos **	Not detected	0.05	ug/L	08/18/97	08/21/97
BLANK	1657	Terbutryn **	Not detected	0.05	ug/L	08/18/97	08/21/97
BLANK	1657	Thiobencarb ***	Not detected	0.05	ug/L	08/18/97	08/21/97
BLANK	1657	Tricyclazole ***	Not detected	2.5	ug/L	08/18/97	08/21/97
BLANK	1657	Trifluralin *	Not detected	0.02	ug/L	08/18/97	08/21/97
BLANK	1657	Vernolate **	Not detected	0.10	ug/L	08/18/97	08/21/97
BLANK	1657	Surrogate: Tributylphosph	121	60-150	%	08/18/97	08/21/97
BLANK	1657	Surrogate: Triphenylphos	98.3	76-140	%	08/18/97	08/21/97

\*\*\* 105  
NP002  
970820  
Jxd

\*\* 76  
NP002  
970820  
Jxd

\* 48  
NP002  
970820  
Jxd

Run #:	20
Instrument:	NP002
Sequence:	970820
Initials:	Jxd
Printed: 8/28/97 2:44:47 PM	

# Matrix / Control Spike Recoveries

METHOD 1657

APPL, Inc.  
4203 West Swift Avenue  
Fresno, CA 93722

EPA Method #: 1657  
APPL Sample #: 970818W LCS-1/LCSD-1  
Date/Initials: 8/26/97 SXS  
Matrix Type: Water  
Units: ug/L

Compound Name (See Below)	Spike Level	Matrix Results	SPK Results	SPK% Recovery	SPK DUP Results	SPK DUP Recovery	%RPD
Atrazine **	0.333	*****	0.166	49.8	0.146	43.8	13
Disulfoton	0.333	*****	0.310	93.1	0.241	72.4	25
Metolachlor ***	0.333	*****	0.399	120	0.288	86.5	32
Mevinphos *	0.667	*****	0.547	82.0	0.562	84.3	2.7
Molinate **	0.333	*****	0.172	51.7	0.163	48.9	5.4
Prometryn ***	0.333	*****	0.346	104	0.194	58.3	56
Pronamide ***	0.333	*****	0.390	117	0.273	82.0	35
Simetryn ***	0.333	*****	0.370	111	0.108	32.4	110

Surrogate	Spike Level	Matrix Results	SPK Results	SPK% Recovery	SPK DUP Results	SPK DUP Recovery
Tributylphosphate *	0.667	*****	0.815	122	0.850	127
Triphenylphosphate *	0.667	*****	0.638	95.7	0.660	99.0

	Primary Column		Secondary Column	
	SPK	SPK DUP	SPK	SPK DUP
Extraction Date:	8/18/97	8/18/97	8/18/97	8/18/97
Analysis Date:	8/21/97	8/21/97	8/21/97	8/21/97
Analysis Time:	7:58 AM	8:39 AM	7:17 AM	7:58 AM
Instrument:	NPD02B	NPD02B	NPD02A	NPD02A
Column:	DB-5	DB-5	DB-35	DB-35
Sample/Vial #:	21	22	21	22
Extraction Ratio:	2/1500	2/1500	2/1500	2/1500
Dilution Factor:	1	1	1	1

Comments: \* Reported from datafiles 820049.D and 820050.D  
 \*\* Reported from datafiles 820077.D and 820078.D  
 \*\*\* Reported from datafiles 820106.D and 820107.D

# Matrix / Control Spike Recoveries

METHOD 1657

APPL, Inc.  
4203 West Swift Avenue  
Fresno, CA 93722

EPA Method #: 1657

APPL Sample #: 970818W LCS-2/LCSD-2

Date/Initials: 8/28/97 SXS

Matrix Type: Water

Units: ug/L

Compound Name (See Below)	Spike Level	Matrix Results	SPK Results	SPK% Recovery	SPK DUP Results	SPK DUP Recovery	%RPD
Butachlor ***	0.333	*****	0.266	79.9	0.299	89.8	12
Demeton-S	0.333	*****	0.388	117	0.347	104	11
Diazinon *	0.333	*****	0.238	71.5	0.252	75.7	5.7
Dimethoate *	0.333	*****	0.880	264	0.859	258	2.4
Metribuzin ***	0.333	*****	0.286	85.9	0.311	93.4	8.4
Terbutryn **	0.333	*****	0.167	50.2	0.185	55.6	10
Thiobencarb ***	0.333	*****	0.308	92.5	0.361	108	16

Surrogate	Spike Level	Matrix Results	SPK Results	SPK% Recovery	SPK DUP Results	SPK DUP Recovery
Tributylphosphate *	0.667	*****	0.847	127	0.870	130
Triphenylphosphate *	0.667	*****	0.652	97.8	0.687	103

	Primary Column		Secondary Column	
	SPK	SPK DUP	SPK	SPK DUP
Extraction Date:	8/18/97	8/18/97	8/18/97	8/18/97
Analysis Date:	8/21/97	8/21/97	8/21/97	8/21/97
Analysis Time:	10:01 AM	10:41 AM	9:20 AM	10:01 AM
Instrument:	NPD02B	NPD02B	NPD02A	NPD02A
Column:	DB-5	DB-5	DB-35	DB-35
Sample/Vial #:	24	25	24	25
Extraction Ratio:	2/1500	2/1500	2/1500	2/1500
Dilution Factor:	1	1	1	1

Comments: \* Reported from datafiles 820052.D and 820053.D  
 \* Reported from datafiles 820080.D and 820081.D  
 \*\* Reported from datafiles 820109.D and 820110.D

# Del Mar Analytical

2852 Alton Ave., Irvine, CA 92714 (714) 261-1022 FAX (714) 261-1228  
1014 E. Cooley Dr., Suite A, Colton, CA 92324 (909) 370-4667 FAX (909) 370-1046  
16525 Sherman Way, Suite C-11, Van Nuys, CA 91406 (818) 779-1844 FAX (818) 779-1843  
2465 W. 12th St., Suite 1, Tempe, AZ 85281 (602) 968-8272 FAX (602) 968-1338

Simi Valley County Sanitary Dist. Client Project ID: S.V.S.D.  
2929 Tapo Canyon Rd. 600 W. Los Angeles Ave.  
Simi Valley, CA 93063 Sample Descript: Water, Lab #6359  
Attention: Barbara Santos Lab Number: V7090492

Sampled: Aug 11, 1997  
Received: Sep 11, 1997  
Extracted: Sep 16, 1997  
Analyzed: Sep 17, 1997  
Reported: Sep 18, 1997

## LABORATORY ANALYSIS

Analyte	EPA Method	Reporting Limit mg/L (ppm)	Sample Result mg/L (ppm)
Arsenic.....	200.7	0.0050	N.D.

This analysis was subcontracted to and performed by Del Mar Analytical, Irvine-ELAP #1197.  
Analytes reported as N.D. were not present at or above the reporting limit.

**DEL MAR ANALYTICAL, VAN NUYS (ELAP #1855)**

  
Van Quach  
Laboratory Manager



# Del Mar Analytical

2852 Alton Ave., Irvine, CA 92714 (714) 261-1022 FAX (714) 261-12  
 1014 E. Cooley Dr., Suite A. Colton, CA 92324 (909) 370-4667 FAX (909) 370-10  
 16525 Sherman Way, Suite C-11, Van Nuys, CA 91406 (818) 779-1844 FAX (818) 779-18  
 2465 W. 12th St., Suite 1, Tempe, AZ 85281 (602) 968-8272 FAX (602) 968-13

## QC DATA REPORT

**METHOD** Metals  
**Instrument:** ICP  
**Matrix:** Water

DATE: 9/17/97

SAMPLE # GI00622

Analyte

Arsenic

	R1	SP	MS	MSD	PR1	PR2	RPD	MEAN PR
	ppb	ppb	ppb	ppb	%	%	%	%
Arsenic	0	1000	1027	1027	103%	103%	0.0%	103%

- R1. .... Result of Sample Analysis
- Sp. .... Spike Concentration Added to Sample
- MS. .... Matrix Spike Result
- MSD. .... Matrix Spike Duplicate Result
- PR1. .... Percent Recovery of MS;  $(MS-R1) / SP \times 100$
- PR2. .... Percent Recovery of MSD;  $(MSD-R1) / SP \times 100$
- RPD. .... Relative Percent Difference;  $((MS-MSD)/(MS + MSD)/2) \times 100$

Del Mar Analytical

**CITY OF  
SIMI VALLEY**

**DEPARTMENT OF PUBLIC WORKS SANITATION DIVISION**

Lab Number: 6399  
Sample Number: \_\_\_\_\_

NAME: SUSD  
ADDRESS: 610 W LA AVE  
SIMI VALLEY 93065  
Sample Point (Be Specific):  
W-10  
MONTHLY  
QUARTERLY  
SEMI ANNUAL

COLLECTION DATE: 8/11/97  
COLLECTION TIME: 1050H  
COLLECTION METHOD:  
 24 Hour Composite  
 Hour Composite  
 Grab  
 Other  
Sampler Set by: \_\_\_\_\_  
Sample(r) Collected by: END/KB  
Sample Preparation by: END/KB/LBB

SAMPLE TYPE:  
 Industrial Wastewater  
 Stormwater  
 Potable  
 Other

AUTOMATIC SAMPLER NUMBER: \_\_\_\_\_  
SAMPLE INTERNAL: \_\_\_\_\_  
COMMENTS: \_\_\_\_\_  
Samples sent to Contract Lab: N / Y

**SAMPLE ANALYSES (Results as mg/L unless specified)**

Analyte	Method	Results	Analyte	Method	Results
<del>Antimony</del> Silver	<del>204.1</del> 272.1	<del>50.02</del> KC	Ammonia	350.2	<u>4.83 mg</u>
Arsenic	206.2	<u>3.16 mg/L</u>	BOD	405.1	<u>5.17 mg</u>
Barium	208.1	_____	Chlorides	325.3	<u>133.5 g/L</u>
Beryllium	210.1	_____	COD	410.4	_____
Boron	212.3	<u>0.92</u> KC	Cyanide	335.2	_____
Cadmium	213.1	<u>&lt;0.005</u> KC	Fluorides	340.2	_____
Cromium	218.1	<u>&lt;0.03</u> KC	MBAS	425.1	<u>0.09 mg/L</u>
Copper	220.1	<u>&lt;0.02</u> KC	Oil/Grease	413.1	<u>3.0 g/L</u>
Lead	236.1	_____	PH	150.1	<u>7.7 g/L</u>
Mercury	239.1	<u>&lt;0.05</u> KC	Phenols	420.1	_____
Nickel	245.1	_____	Sulfates	375.4	<u>560 mg/L</u>
Platinum	249.1	<u>&lt;0.03</u> KC	Temp.	170.1	_____
Silver	270.2	_____	TKN	351.3	_____
Silver TOTAL HARDNESS	<del>272.1</del>	<u>542 mg/L</u>	TDS	160.1	<u>1136 mg/L</u>
Platinum TOTAL PC4	<del>279.1</del>	<u>1.24 mg/L</u>	TSS	160.2	<u>6.4 mg/L</u>
Zinc	289.1	<u>0.01</u> KC			

ALCALINITY \_\_\_\_\_  
10 g/L  
Chlorine \_\_\_\_\_  
0 g/L  
TOTAL SOLIDS \_\_\_\_\_  
0.1 g/L  
-N \_\_\_\_\_  
3.34 mg/L  
-N \_\_\_\_\_  
1.08 mg/L  
-N \_\_\_\_\_  
0.99 mg/L  
-N \_\_\_\_\_  
10.2  
TOTAL COLIFORM \_\_\_\_\_  
500 mg/L

Remarks:  
CHLORINATED PESTICIDES  
N & P PESTICIDES  
BNA  
TOT PETROLEUM HC  
Sent to Del Mar

Signed Off \_\_\_\_\_ Date Signed \_\_\_\_\_  
By: \_\_\_\_\_ Date: 8/11/97

## ANALYTICAL QUALITY ASSURANCE PROGRAM

The Quality Assurance Program is a continuing program to insure the reliability, precision and accuracy of data produced by the laboratory. It emphasizes prevention, early detection and correction of factors that could result in questionable data, validating the generated data. It discusses the basic factors of water and wastewater measurements that determine the value of analytical results, and provides recommendations for the control of these factors to insure that analytical results are accurate. These recommendations are basic to the City's Quality Assurance Program and increases confidence in the reliability of reported analytical results.

I. ORGANIZATION

A. Qualification and Background of Personnel

1. Laboratory Supervisor - Barbara M. Santos

Certification: CWPCA Laboratory Analyst Grade 3 Cert. #206  
Education: University of Santo Tomas  
B.S. Degree in Medical Technology

California State University Northridge  
Masters Degree in Public Administration

Experience: Jacobs Environmental Laboratory  
June 1981 to January 1984

City of Simi Valley  
January 1984 to Present

2. Laboratory Chemist - KuChung Chen

Certification: CWPCA Laboratory Analyst Grade 3 Cert. #84  
Education: Pittsburgh State University; M.S. in Chemistry

Chung Yuan College of Science and Engineering,  
B.S. Degree in Chemical Engineering

Experience: City of Simi Valley  
December 1979 to Present

3. Laboratory Technician - Lourdes A. Geise

Certification: CWPCA Laboratory Analyst Grade 2 Cert. #193  
Education: Far Eastern University, Manila, Philippines  
B.S. Degree in Chemistry

Experience: Lab Analyst - National Environmental Testing  
Texas  
1989 to 1990

Chemist, Physical Science Tech - U.S. Navy  
Subic Bay, Philippines  
1979 to 1986

City of Simi Valley  
December 1994 to Present



4. Laboratory Technician - Ken Besnia

Certification: CWPCA Lab Tech. Grade 2 Cert. #405  
Education: Fitchburgh State College, B.S. in Biology  
Experience: County of Ventura  
Lab Assistant January 1991 to May 1992  
  
City of Simi Valley  
May 1992 to Present

5. Laboratory Technician - Gregorio Domingo

Education: Manuel L. Quezon University, B. S. Degree in Chemistry  
Experience: U.S. Navy Public Work Center, Pearl Harbor, Hawaii  
Physical Science Tech. - March 1976 to July 1979  
  
U.S. Naval Base Chemistry Lab  
U.S. Naval Base, Subic Bay, Philippines  
Physical Science Tech. - July 1979 to December 1992  
  
Binictican Water Treatment Plant  
Utilities Dept. SBMA, Philippines  
Head of Physical Science - June 1992 to August 1994  
  
City of Simi Valley  
April 1995 to present

B. RESPONSIBILITIES OF PERSONNEL

**Laboratory Supervisor**

Definition:

Under general direction of Sanitation Services Manager and Sanitation Plant Operations Manager, the Lab Supervisor is responsible for coordinating and supervising the ongoing operation of a State certified chemical and bacteriological laboratory at a water/wastewater facility, for the purpose of meeting the Water Quality Control Standards NPDES Discharge requirements mandated by Federal, State and Local regulatory agencies.

Example of Duties:

Supervises the performance of laboratory personnel and performs all standard chemical, bacteriological and physical analyses as required. Plans, directs and assures the accuracy and completeness of the work produced by lab personnel. Reviews activities of the laboratory for effectiveness, efficiency and compliance with rules and regulations. Maintains and implements an ongoing extensive Quality Assurance Program as specified by EPA, WQCB and State Health Department, including running

of duplicates, spikes, percent recoveries, known reference samples, running standard curves, graphing and other types of statistical analysis. Responsible for all correspondence and contact with regulatory agencies, salesmen, repairmen, public tours, etc. Prepares and submits budget recommendations for lab staffing, equipment, materials and supplies, or other necessary items. Maintains an adequate supply of chemicals and equipment to ensure uninterrupted work of lab. Maintains detailed records, data books, and prepares a variety of technical books, and prepares a variety of technical reports. Participates in lab personnel selection and evaluation of work performance when necessary. Trains new laboratory personnel in safe and proper techniques and procedures and performs related work as required.

### **Laboratory Chemist**

#### Definition:

The prime responsibility of the City Chemist is to perform various skilled laboratory work including sampling and analysis of water, wastewater and industrial waste samples, set up new laboratory procedures and assure quality results, assists in the planning and coordination of the entire laboratory operations and help establish and evaluate objectives and goals, conduct training of other laboratory personnel on wastewater analysis with emphasis on proper techniques and safety. He is in charge of the operation and maintenance of all laboratory equipments, record keeping, quality assurance program and laboratory data entry in the computer.

### **Laboratory Technician**

#### Definition:

Under general supervision of the Lab Supervisor, performs independent, skilled laboratory work including analysis of water, wastewater, sludge, industrial wastewater and receiving water, and does related work as required. In the absence of the Lab Supervisor, he/she must be able to assume some of the duties of the Lab Supervisor.

#### Examples of Duties:

Collects and analyzes a variety of samples for standard routine chemical, bacteriological and physical analyses. Maintains laboratory records, including Quality Assurance information, sample logs, data books, maintenance book and assists the Lab Supervisor with reports. Prepares all standard solutions, reagents and media; repairs, maintains and operates a variety of lab equipment; keeps laboratory and equipment clean; performs other related duties as assigned.

## **II. RECORDS**

### **A. Data Accessibility**

All relevant data including data sheets, monthly reports, annual reports, log books and other data books are kept in the lab for a period of 5 years.

B. Sample Logbooks and Worksheets

Logbooks are kept for entering the date, time, sample type, sample origin, sample collector, analyst and type of analysis required. A specific laboratory identification number is assigned to each sample that comes in.

C. Data Work Books

All data generated by the lab is written in ink and is kept either in a bound notebook and/or on data worksheets. The data reported on a monthly basis to the State for NPDES Discharge Requirements is recorded in a bound master data notebook. All monthly analysis, municipal data and river are also recorded in bound data books.

D. Graphs and Charts

Standard curves have been established for each analysis involving photometric determination. These curves are verified each time an analysis is performed by including at least two different standard concentrations in each run. All standard curves (new and old) are kept in the lab in a spiral notebook.

E. Records for Media Preparation

Records for media preparation, as well as other Quality Assurance Data, are kept in a Quality Assurance notebook. Entries include: date, analyst, type and strength of media prepared, dry weight of media, lot, control number, sterility check (5% media incubated at  $35^{\circ} \text{C} \pm$  for 2 days and checked for growth) and positive - negative check.

F. Inventory Control

An adequate supply of chemicals and lab supplies is maintained at all times to ensure the uninterrupted work of the laboratory. The chemicals and lab supplies are inventoried once a year and kept on index cards (with all pertinent information) in a file box. Records of items, purchasing price, and quantity are maintained and kept on file for all supplies purchased for the laboratory.

### III. SAMPLING PROCEDURES

- A. Sample Location, Technique, Preservatives and Bottles - All samples are collected, handled and preserved in accordance with Standard Methods for the Examination of Water and Wastewater, 16th and 17th edition, A.P.H.A. Washington, D.C., (1975) [1980 and Methods for Chemical Analysis of Water and Wastes. Environmental Protection Agency, Washington, D.C. (1979)].

All samples are obtained to meet the requirements of the sampling program and are handled in such a way that it does not deteriorate or become contaminated before it reaches the laboratory. The samples are analyzed immediately upon receipt in the lab (when possible), since the shorter the time that elapses between collection of a sampler and its analysis, the more reliable will be the analytical

results. In the event analysis cannot be started immediately, the EPA developed methods to preserve the sample shall be used.

The samples (influent, effluent) collected for tests required by our NPDES Discharge Requirements on a daily or monthly basis are time/or flow composited by a 24-hour automatic sampler (with a refrigerated compartment). All other samples taken for discharge requirements, process control, and industrial wastes are generally grab samples which are taken at specific times from predetermined sampling points and/or sample schedules posted in the lab.

#### IV. MEASUREMENTS AND ANALYSES

- A. Standard Procedures Followed - Standard procedures used in this laboratory for the analysis of water and wastewater are done in accordance with current EPA, Federal Register Guideline procedures or as specified in the monitoring program. Standard references most often used include:

Standard Methods for the Examination of Water and Wastewater, APHA, AWWA, WPCF, 16th and 17th Editions.

Methods for Chemical Analysis of Water and Wastes, EPA, 1983 Test Methods for Evaluations Solid Waste Physical/Chemical Methods EPA 1982.

Annual Book of Standards, Part 31, ASTM, 1979.

Other references used are available in the lab's main library. A working set of methods abstracted from the above references is also kept in the main library.

- B. Reagent, Standard and Media Preparation - As a minimum, all reagents used in the laboratory will be at least analytical reagent grade. Reagents of lesser purity than specified for the method should not be used. Upon delivery of any chemical, it shall be checked immediately to see that it meets quality assurance requirements. The container will be marked (in ink) with the date of receipt and initialed by the checker.

Reagents and Standards must always be prepared and standardized with the utmost of care and technique. Only distilled or deionized (good quality) water should be used in their preparation. Only small amounts of reagents that have a short shelf life should be prepared at any one time. They should be restandardized or prepared fresh as often as required by their stability. Stock and working standard solutions must be checked frequently for signs of deterioration, such as discoloration or precipitation. All solutions prepared in the lab should be accurately labeled as to composition, concentration, date of preparation, and preparer. Commercially prepared reagents and standard solutions may be used as long as they are checked for accuracy.

Primary standards should be obtained from the National Bureau of Standards (NBS) whenever possible. Only reputable chemical supply houses should be used as sources for supplies.

All other reagents, standards and media are prepared in accordance with Standard Methods or the EPA Laboratory Manual. As reagents standards and media are prepared, they are recorded with all pertinent information in their respective sections of the Quality Assurance Book.

## VI: INSTRUMENTS & EQUIPMENT

All instruments are standardized, calibrated and maintained in accordance with EPA guideline procedures for Quality Control and the instrument's manufacturer manuals. These manuals are kept on file and are made accessible to all laboratory personnel. In the event of instrument malfunction or breakdown, where laboratory personnel cannot find the source of the problem, the instrument is to be sent to the manufacturer or a reputable service company for repair.

- A. Personnel Training - Only laboratory personnel specifically trained to operate the instruments are authorized to do so.
- B. Maintenance Records - Records of calibration, maintenance, and servicing are kept in the Maintenance and Service Book.

A supply of bulbs, batteries, fuses, and other essential replacement parts are kept on hand when possible.

- C. Thermometer Calibration - The laboratory thermometers used in the ovens and incubators are periodically checked against a National Bureau of Standards (NBS) Certified Thermometer. Calibration corrections (difference between the two thermometers) are marked on each thermometer checked and are recorded in the Quality Assurance Book.
- D. Instrument Servicing, Calibration, Standardization and Readings Taken
  - 1. The Analytical Balance (Sartorius) is checked daily with known standard weights (mg and g) and is calibrated and serviced annually by a certified balance technician. Weights are recorded daily in the Quality Assurance Book. Service information is logged in Instrument Maintenance Book.
  - 2. The Triple Beam (Ohaus) and Toploading (Sartorius) balances are kept clean and are periodically checked for accuracy.
  - 3. The Specific Ion Analyzer (Orion 901) is standardized daily with two buffers of different concentration (7 & 10). The buffers are changed every week or as

needed. Electrodes are kept clean and in good working order. Temperature and standardization information are recorded daily in Quality Assurance Book.

4. The Nephelometer Turbidimeter (Digital Turner Designs) is standardized daily with supplied turbidity standard. The standard is replaced annually or as needed. Standardization information recorded daily in Quality Assurance Book.
5. The Spectrophotometer (B & L Spec. 21) is periodically checked with a spectro-checked set, which checks for straylight, calibration maximum absorbance and linearity. Blanks and Standards are run along with each analysis. Spectro-check information is recorded in Instrument Maintenance Book.
6. The Conductivity Meters (Hach & Myron) are periodically standardized against a known standard sodium chloride solution. The conductivity of laboratory water is recorded daily in Quality Assurance Book.
7. The D.O. Meter (Orion 501 ionalyzer) and oxygen electrode (Orion) are calibrated daily before use, in accordance with manufacturers instructions. Membranes and batteries are replaced as indicated by instrument performance. Calibration information is recorded daily in Quality Assurance Book.
8. The Microscope (Microstar) and Light Source (American Optical) are serviced and cleaned as needed by a certified technician. Service information is logged in Quality Assurance Book.
9. The American Waterbaths (VWR Scientific Model 1240 T) are cleaned and refilled with distilled or deionized water as needed. The various temperatures that correspond with different tests are noted and logged in Quality Assurance Book.
10. The Autoclave (Market Forge Sterilmatic) is kept clean and is checked periodically for proper function. Three types of indicators are used to ensure adequate sterilization conditions. Including time, temperature and pressure: Diack Control, Sterilometer strips and Kilit ampules. Autoclave checks are recorded in Quality Assurance Book, with each use.
11. The Dishwasher (Labconco) is checked on a regular basis to ensure proper cleaning is taking place.
12. The Drying Oven (Precision Scientific, Model 26) is periodically cleaned and kept at constant temperature of  $180 \pm 2^{\circ}\text{C}$ . Temperature is recorded in Quality Assurance Book, when oven is used.
13. The Drying Oven (Blue M - Stabil-Therm) is periodically cleaned and kept at constant temperature of  $103^{\circ} - 105^{\circ}\text{C}$ . Temperature is recorded twice daily (morning and evening) in Quality Assurance Book.

14. The Muffle Furnace (Thermolyne 30400 Furnace) is periodically cleaned and is kept at a constant temperature of  $550^{\circ} \pm 50^{\circ}\text{C}$ . Temperature is recorded in Quality Assurance Book when furnace is used.
15. The BOD Incubator (Westinghouse) with Incutrol/2 (Hach) is periodically cleaned and kept at a constant temperature of  $20^{\circ} \pm 1^{\circ}\text{C}$ . Temperature is recorded twice daily in Quality Assurance Book.
16. The Bacteria Incubators (Precision Scientific, Model 2 and 4) are periodically cleaned and kept at a constant temperature of  $35^{\circ} \pm 0.5^{\circ}\text{C}$ . Occasionally Model 2 is used at other temperatures. Temperatures are recorded twice daily in Quality Assurance Book.
17. The Refrigerators (Westinghouse) and Labline explosive proof) are periodically cleaned and are kept at a constant temperature of  $4^{\circ} - 5^{\circ}\text{C}$ . Temperatures are recorded twice daily in the Quality Assurance Book.
18. Quebec Colony Counter (American Optical) - Used for testing and counting bacterial populations.
19. Bacti-Cinerator II (S/P) - Used for sterilizing transfer loops for bacterial analysis.
20. COD Reactor (Hach) - Used for the COD test.
21. Equipment Calculator (Hewlett Packard, Casio and Texas Instrument).
22. Distillation Apparatus - Used for various applications.
23. Ammonia Distillation Apparatus (Lab Con Co) - Used for Ammonia test.
24. Equipment Samplers - Used for sample collecting.
25. Atomic Absorption Spectrophotometer (Instrumentation Laboratory) - Sophisticated, highly technical, expensive instrument used for metal analysis.
26. Commercial Blender Waring.
27. Ultrasonic Cleaner L & R Co. T-21 B.
28. Electrophotometer II Fischer.
29. HACH DR/2000 Spectrophotometer
30. HACH DR/3000 Spectrophotometer

31. Atomic Vapor Accessory Hydride Generator (Thermo Jarrell Ash)
32. 755 Controlled Temperature Atomizer
33. Deuterium Arc - Background Corrector

- E. Equipment - Containers and Glassware - All equipment, containers, and glassware are checked periodically for chipped or broken edges or deformities and are discarded if deemed unsafe or unrepairable.

Glassware used for lab purposes is generally of borosilicate glass. For special purposes, other materials may be used such as stainless steel, porcelain, nickel, plastic, etc. Stoppers, caps and plugs are chosen for their resistance to the attack of material contained in the vessel. Teflon stopcocks are used exclusively in Burets and separatory funnels.

Polyethylene and polypropylene containers are used for sampling to reduce breakage. All volumetric glassware (burettes, volumetric flasks, pipets) shall be "Class A" Quality.



## VII. QUALITY ASSURANCE PROCEDURES AND STATISTICS

Each lab analyst is expected to continuously critically review his data, evaluate his own technique and in general be thoroughly familiar with Quality Assurance Methods.

Quality Assurance programs have two primary functions in the laboratory. First, the program should continually monitor the reliability (accuracy and precision) of the results reported; for example, they should continually provide answers to the question "How good (accurate and precise) are the results obtained?" This function is the determination of quality. The second function is the control of quality to meet the program requirements for reliability. As an example of the distinction between the two functions, the processing of spiked samples may be a determination of measurement quality, but the use of analytical grade reagents is a control measure.

The Simi Valley Water Quality Control Laboratory practices and on a routine basis performs the following Quality Assurance procedures and statistics:

### A. Precision

Precision refers to the reproducibility of analytical results when it is repeated on a homogeneous sample under controlled conditions, regardless of whether or not observed values are widely displaced from the true value as a result of systematic or constant errors present throughout the measures. The calculations used to test for precision by this lab are a modified Shewhart technique and are as follows:

- a. Standard deviation from pairs of duplicate measurements:

$$S = \sqrt{\sum d^2 / 2n}$$

- b. Standard deviation from many measurements on one sample:

$$S = \sqrt{\frac{\sum (\bar{X}_i - \bar{X})^2}{N - 1}}$$

- c. Mean or average:

$$\bar{X} = \frac{\sum (X_i)}{N}$$

- d. Range or difference between two numbers:

$$R = X_1 - X_2$$

### Key to Symbols

$\bar{X}$ = Mean or Average	$d = d_1 - d_2$ the diff. in conc. of the two measurements
$S$ = Std. deviation	$n$ = Number of duplicate measurements
$R$ = Range	$N$ = Number of measurements
$\sum$ = Summation	$X_i$ = Values of individual measurements
$X_1$ = Value of sample number 1	$X_2$ = Value of sample number 2

e. The standard deviation of range =  $S_R$

$$S_R = \sqrt{\frac{\sum Ri^2 - (\sum Ri)^2 / N}{N - 1}}$$

$$\bar{R} = \sum Ri / N$$

$$UCL = \bar{R} * D_4$$

$$UWL = \bar{R} + 2/3 R (D_4 - 1)$$

$$LWL = \bar{R} * D_3$$

### Key to Symbols

$S_R$  = Standard Deviation of Range

$R_i$  = Range Difference between  $X_1, X_2$

$N$  = Number of measurement

$D_4 = 3.27$  (Constant factor for computing control chart lines for 2 samples)

$D_3 = 0$  (Constant factor for computing control chart lines for 2 samples)

$\bar{R}$  = Mean of Range

### D. Accuracy

Accuracy refers to the agreement between the amount of the constituent measured by the test method and the amount actually present. Accuracy determinations are accomplished by first running an analysis on a sample and recording the results, then a small amount of (due to sample proportions) standard solution is added to the same amount of sample, and the test is repeated. The original sample analysis is assumed to be correct if the amount found in the test is equal to that of the original value of the known added "spike". This procedure is known as "Spiking", "Known Addition" or

"Standard Addition". The calculation used in conjunction with this procedure is the percent recovery calculation. If recoveries are low or out of limits, then analysis is to be investigated immediately.

The percent recovery calculation is as follows:

$$\% \text{ Recovery} = \left( \frac{S}{S_1 + S_2} \right) \times 100$$

Key to Symbols

S = Concentration of spiked sample

S<sub>1</sub> = Concentrations of unspiked sample

S<sub>2</sub> = Concentrations of spike added to sample

C. Duplications

Duplications are performed routinely (weekly and monthly) on most monthly analyses for discharge requirements and some for process control. Duplications done on weekly basis include chlorine residual and suspended solids. The total coliform test is duplicated every week. Monthly duplications include Boron, Chloride, Fluoride, Nitrate-N, Nitrite-N, Sulfate, Total Dissolved Solids, Total Solids, Volatile Total Solids, Volatile Suspended Solids, Volatile Acids, Alkalinity and Chlorine Residual on River sample. As a check, a percent difference calculation is run on the duplicate samples. Percent difference calculation is as follows:

$$\% \text{ difference} = \frac{(A - B)}{RX} \times 100$$

Key to Symbols

A = Result from sample #1

B = Result from Sample #2

X = average of two numbers

D. Graphing - Quality control charts are prepared from precision data.

E. Performance Evaluations - Participation in EPA and State Department of Health performance evaluations.

F. Standards - Standards are consistently used for all analyses as required. Standard curves are kept for each photometric determination including Boron, Chloride, Nitrate-N, Nitrite-N, Fluoride and Sulfate. These curves are verified each time analyses are performed, by including at least two different Standard concentrations with each run.

G. Reagent and Solvent Blanks - Reagent and solvent blanks are consistently used for all analyses, in an effort to determine possible interferences from that reagent or solvent.

- H. Reference Samples - Known reference samples from outside sources, such as EPA Quality Control check samples and commercially prepared Alpha Associates solution, etc., are used periodically as analyst and method checks.
- I. BOD - A glucose glutamic acid check for BOD is run once a week to verify presence of toxic substances and for the use of poor seeding.
- J. COD - A potassium acid phthalate check for COD will be run periodically to verify technic and quality of reagents.
- K. Total Coliform - Completed test is done on 100% of positive confirmed samples for Total Coliform test.

All of the proceeding statistical performance data is kept and logged (in ink) in the appropriate sample data books and/or in spiral notebooks. No erasures or white-outs shall be made in these sample data books. In the case of an error, draw a line through the error (do not completely obliterate the error) and enter the correct data.

CALIFORNIA STATE WATER RESOURCES CONTROL BOARD  
 CITY OF SIMI VALLEY  
 SANITATION DIVISION  
 (OPERATING PERSONNEL 1996 CERTIFICATION LEVEL)

Sanitation Services Manager Operator V	.....	Jim Buell
Sanitation Plant Operations Manager Operator V	.....	Robert Hensley
Sanitation Plant Operator IV	.....	Don Weidner
Sanitation Plant Operator III	.....	Paul Henke
Sanitation Plant Operator III	.....	David Borunda
Sanitation Plant Operator III	.....	Steve Doukas
Sanitation Plant Operator III	.....	Glen Devoe
Sanitation Plant Operator II	.....	John Vallieres
Sanitation Plant Operator II	.....	Mitchell Jones
Sanitation Plant Operator II	.....	James Paredes
Sanitation Plant Operator II	.....	Jeff Haptonstal
Sanitation Plant Operator II	.....	Bruce Campbell
Sanitation Plant Operator I	.....	Tom Ballard
Sanitation Plant Operator I	.....	Jesse Delgado
Sanitation Plant Operator in Training	.....	Robert Scott
Sanitation Plant Operator in Training, Grade II	.....	Charles Del Hierro
Sanitation Plant Operator in Training	.....	Richard Garland

## SUMMARY

During 1997, Simi Valley's Water Quality Control Plant (WQCP) remained in compliance with discharge requirements contained in its NPDES Permit No. CA0055221 without exception. The consistently low values of Biochemical Oxygen Demand (BOD), Suspended Solids, and <2 MPN Coliform in the Discharge's final effluent are supportive of strong baseline indications in protecting the receiving waters and public health and safety.

The use of a new Dissolved Oxygen Respirometer as an operational diagnostic tool in 1997, allowed operating staff to become increasingly definitive in understanding biological treatment parameters, thereby increasing overall treatment efficiencies at the WQCP. Additionally, it was found that there was a direct relationship in the microorganism community and slight changes in temperature (1 to 2 degrees Fahrenheit). In order to maintain a desired protozoan population, the mixed liquor population in the aeration basins would have to be raised about 200 mg/L per degree as the temperature would fall during the winter months. The most effective operational level for maintaining lower turbidity levels and higher removal efficiencies at the WQCP is to run as close to nitrification without going into it, as possible. Coupled to this, alkalinity measured as calcium carbonate should be maintained between 200-220 mg/L. A lower level of alkalinity increases nitrification, as a higher level decreases it. To this end, 1997, was a good year.

The 1997, calendar year also brought the conclusion of several grouted rip-rap projects in the Arroyo Simi Creek to protect main trunk sewer lines at the Madera Street Crossing and extreme storm exposure to the face of the North-East WQCP corner in the creek. Both projects assure the City's infrastructure has maximum protection from storm events.

Preliminary review on the surface water element for the Calleguas Creek Characterization Study was undertaken in 1997, to develop supporting data for suitable beneficial uses in the watershed area, and what point and non-point sources are contributing to help or hinder the environment. It is hoped that Total Maximum Daily Loads (TMDL's) for all contributors can be established in the water shed system for protecting and maintaining its beneficial uses. The preliminary study plan was undergoing final revisions and the close of the calendar year.

CITY OF SIMI VALLEY

Water Quality Control Plant

NPDES NO. CA0055221

1998 ANNUAL REPORT


City Council

- Mayor - Bill Davis
- Mayor Pro Tem - Paul Miller
- Council Member - Barbra Williamson
- Council Member - Glen T. Becerra
- Council Member - Steven T. Sojka

- City Manager - Mike Sedell
- City Attorney - David H. Hirsch
- Utilities Engineer - Michael Kleinbrodt
- Deputy Director/Sanitation Services copy - Jim Buell

DO NOT REMOVE

Submitted By:

  
 \_\_\_\_\_  
 Ronald C. Coons, Director  
 Department of Public Works

RECEIVING WATER CONSTITUENTS FOR 1998

Semi-Annual Testing for  
Arsenic, Cadmium, Chromium, Copper, Nickel, Lead, Zinc, Chlorinated Pesticides, N  
and P Pesticides, BNA, Total Petroleum Hydrocarbon

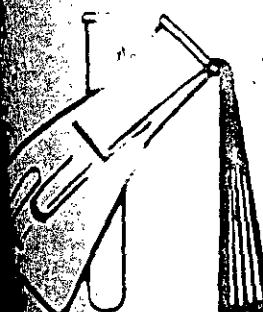
Date: February 10, 1998

<u>CONSTITUENTS</u>	<u>mg/l</u> <u>*D.L.</u>	<u>W-12</u> <u>mg/L</u>	<u>W-11</u> <u>mg/L</u>	<u>W-10</u> <u>mg/L</u>
Arsenic	0.1	ND	ND	ND
Cadmium	0.02	ND	ND	ND
Chromium	0.02	ND	ND	ND
Copper	0.02	ND	ND	ND
Nickel	0.02	ND	ND	ND
Lead	0.02	ND	ND	ND
Zinc	0.02	0.3	0.05	ND
Chlorinated Pesticides		See Attachment 1	See Attachment 2	See Attachment 3
N & P Pesticides		See Attachment 1	See Attachment 2	See Attachment 3
BNA		See Attachment 1	See Attachment 2	See Attachment 3
Total Petroleum Hydrocarbon		See Attachment 1	See Attachment 2	See Attachment 3

\*Detection Limit



ATTACHMENT 1  
RECEIVING WATER RESULTS  
W - 12



# PAT-CHEM LABORATORIES

Customer: **City of Simi Valley**  
 500 West Los Angeles Avenue  
 Simi Valley, CA 93095

Attention: Ms. Barbara Santos

Report Date: 2-19-98 P.O.#: 37362

Sample I.D.: 37858

Subject: Receiving Water Grab Sample

Sampling Data:

Sample Date:	2-10-98
Sampled By:	City of Simi Valley
S.V.I.D.#:	6621
Location:	W12


Results:

PARAMETER	EPA METHOD	DETECTION LIMIT	ANALYSIS
Arsenic	200.7	0.1 mg/L	< 0.1 mg/L
Cadmium	200.7	0.02 mg/L	< 0.02 mg/L
Chromium	200.7	0.02 mg/L	< 0.02 mg/L
Copper	200.7	0.02 mg/L	< 0.02 mg/L
Lead	200.7	0.02 mg/L	< 0.02 mg/L
Nickel	200.7	0.02 mg/L	< 0.02 mg/L
Zinc	200.7	0.02 mg/L	0.03 mg/L
Oil & Grease	413.1	5 mg/L	< 5 mg/L
TPH	418.1	5 mg/L	< 5 mg/L

Comments: Sample was prepared per Section 200 of EPA-600/4-79-020 for metals analysis.

Respectfully Submitted,

W. Trueckner  
 Laboratory Director



# PAT-CHEM LABORATORIES

Customer: **City of Simi Valley**  
 500 West Los Angeles Avenue  
 Simi Valley, CA 93095

Attention: **Ms. Barbara Santos**

Report Date: **2-19-98** P.O.#: **37362**

Sample I.D.: **37858**

Subject: **Receiving Water Grab Sample**

Sampling Data:

Sample Date:	2-10-98
Sampled By:	City of Simi Valley
S.V.I.D.#:	6621
Location:	W12


Results:

**EPA Method 508**

Parameter	Detection Limit	Analysis
Alpha-BHC	0.01 ug/L	< 0.01 ug/L
Gamma-BHC (lindane)	0.01 ug/L	< 0.01 ug/L
Beta-BHC	0.03 ug/L	< 0.03 ug/L
Heptachlor	0.01 ug/L	< 0.01 ug/L
Delta-BHC	0.01 ug/L	< 0.01 ug/L
Aldrin	0.01 ug/L	< 0.01 ug/L
Heptachlor Epoxide	0.01 ug/L	< 0.01 ug/L
Endosulfan I	0.1 ug/L	< 0.1 ug/L
4,4'-DDE	0.01 ug/L	< 0.01 ug/L
Dieldrin	0.01 ug/L	< 0.01 ug/L
Endrin	0.05 ug/L	< 0.05 ug/L
4,4'-DDD	0.01 ug/L	< 0.01 ug/L
Endosulfan II	0.01 ug/L	< 0.01 ug/L
4,4'-DDT	0.01 ug/L	< 0.01 ug/L
Endrin Aldehyde	0.1 ug/L	< 0.1 ug/L
Endosulfan Sulfate	0.5 ug/L	< 0.5 ug/L
Methoxychlor	0.5 ug/L	< 0.5 ug/L
Dioxaphene	1.0 ug/L	< 1.0 ug/L
Chlordane	1.0 ug/L	< 1.0 ug/L

Respectfully Submitted,

  
 Bruce Brueckner  
 Laboratory Director



# PAT-CHEM LABORATORIES

Customer: **City of Simi Valley**  
500 West Los Angeles Avenue  
Simi Valley, CA 93095

Attention: **Ms. Barbara Santos**

Report Date: **2-19-98**

P.O.#: **37362**

Sample I.D.: **37858**

Subject: **Receiving Water Grab Sample**

Sampling Data:


Sample Date:	2-10-98
Sampled By:	City of Simi Valley
S.V.I.D.#:	6621
Location:	W12

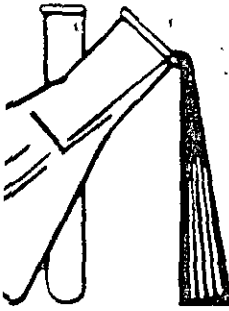
Results:

## EPA Method 507

Parameter	Detection Limit	Analysis
Ametryne	0.04 ug/L	< 0.04 ug/L
Cycloate	0.04 ug/L	< 0.04 ug/L
Disulfoton	0.04 ug/L	< 0.04 ug/L
Phenamiphos	0.04 ug/L	< 0.04 ug/L
Prometon	0.04 ug/L	< 0.04 ug/L
Tributylphosphorotrithioite	0.04 ug/L	< 0.04 ug/L
Alrazine	0.04 ug/L	< 0.04 ug/L
Diphenamid	0.04 ug/L	< 0.04 ug/L
Prometryne	0.04 ug/L	< 0.04 ug/L
Propazine	0.04 ug/L	< 0.04 ug/L
Terbutryne	0.04 ug/L	< 0.04 ug/L
Triadimefon	0.04 ug/L	< 0.04 ug/L
Butachlor	0.04 ug/L	< 0.04 ug/L
Carboxin	0.04 ug/L	< 0.04 ug/L
Diazinon	0.04 ug/L	< 0.04 ug/L
Metolachlor	0.04 ug/L	< 0.04 ug/L
Metribuzin	0.04 ug/L	< 0.04 ug/L

Respectfully Submitted,

  
J. Brueckner  
Laboratory Director



# PAT-CHEM LABORATORIES

Customer: **City of Simi Valley**  
500 West Los Angeles Avenue  
Simi Valley, CA 93095

Attention: Ms. Barbara Santos

Report Date: 2-19-98 P.O.#: 37362

Sample I.D.: 37858

Subject: Receiving Water Grab Sample

Sampling Data:

Sample Date:	2-10-98
Sampled By:	City of Simi Valley
S.V.I.D.#:	6621
Location:	W12


Results:

## EPA Method 507

Parameter	Detection Limit	Analysis
MGK 264	0.04 ug/L	< 0.04 ug/L
Norflurazon	0.04 ug/L	< 0.04 ug/L
Terbufos	0.04 ug/L	< 0.04 ug/L
Vernolate	0.04 ug/L	< 0.04 ug/L
Alachlor	0.04 ug/L	< 0.04 ug/L
Atraton	0.04 ug/L	< 0.04 ug/L
Bromacil	0.04 ug/L	< 0.04 ug/L
Butylate	0.04 ug/L	< 0.04 ug/L
Chlorpropham	0.04 ug/L	< 0.04 ug/L
Molinate	0.04 ug/L	< 0.04 ug/L
Dichlorvos	0.04 ug/L	< 0.04 ug/L
Fenarimol	0.04 ug/L	< 0.04 ug/L
Tebuthiuron	0.04 ug/L	< 0.04 ug/L
Terbacil	0.04 ug/L	< 0.04 ug/L

Respectfully Submitted,

Pat Brueckner  
Laboratory Director



# PAT-CHEM LABORATORIES

Customer: **City of Simi Valley**  
500 West Los Angeles Avenue  
Simi Valley, CA 93095

Attention: Ms. Barbara Santos

Report Date: 2-19-98

P.O.#: 37362

Sample I.D.: 37858

Subject: Receiving Water Grab Sample


Sampling Data:


Sample Date:	2-10-98
Sampled By:	City of Simi Valley
S.V.I.D.#:	6621
Location:	W12

Results:

PARAMETER	EPA METHOD	DETECTION LIMIT	ANALYSIS
Acenaphthene	625	2 ug/L	< 2 ug/L
Benzidine	625	5 ug/L	< 5 ug/L
1,2,4-Trichlorobenzene	625	2 ug/L	< 2 ug/L
Hexachlorobenzene	625	3 ug/L	< 3 ug/L
Hexachloroethane	625	2 ug/L	< 2 ug/L
bis-(2-chloroethyl) ether	625	3 ug/L	< 3 ug/L
2-Chloronaphthalene	625	2 ug/L	< 2 ug/L
2,4,6-Trichlorophenol	625	10 ug/L	< 10 ug/L
p-Chloro-m-cresol	625	10 ug/L	< 10 ug/L
2-Chlorophenol	625	10 ug/L	< 10 ug/L
3,3'-Dichlorobenzidine	625	10 ug/L	< 10 ug/L
2,4-Dichlorophenol	625	10 ug/L	< 10 ug/L
2,4-Dimethylphenol	625	5 ug/L	< 5 ug/L
2,4-Dinitrotoluene	625	2 ug/L	< 2 ug/L
2,6-Dinitrotoluene	625	2 ug/L	< 2 ug/L
1,2-Diphenylhydrazine	625	25 ug/L	< 25 ug/L
Fluoranthene	625	2 ug/L	< 2 ug/L
4-Chlorophenyl phenyl ether	625	2 ug/L	< 2 ug/L
4-Bromophenyl phenyl ether	625	2 ug/L	< 2 ug/L
bis-(2-chloroisopropyl) ether	625	2 ug/L	< 2 ug/L

Respectfully Submitted,

  
Pat Brueckner  
Laboratory Director



# PAT-CHEM LABORATORIES

Customer: City of Simi Valley  
500 West Los Angeles Avenue  
Simi Valley, CA 93095

Attention: Ms. Barbara Santos

Report Date: 2-19-98 P.O.#: 37362

Sample I.D.: 37858

Subject: Receiving Water Grab Sample


Sampling Data:


Sample Date:	2-10-98
Sampled By:	City of Simi Valley
S.V.I.D.#:	6621
Location:	W12

## Results:

PARAMETER	EPA METHOD	DETECTION LIMIT	ANALYSIS
bis-(2-chloroethoxy) methane	625	5 ug/L	< 5 ug/L
Hexachlorobutadiene	625	5 ug/L	< 5 ug/L
Hexachlorocyclopentadiene	625	5 ug/L	< 5 ug/L
Isophorone	625	2 ug/L	< 2 ug/L
Naphthalene	625	2 ug/L	< 2 ug/L
Nitrobenzene	625	5 ug/L	< 5 ug/L
2-Nitrophenol	625	10 ug/L	< 10 ug/L
4-Nitrophenol	625	20 ug/L	< 20 ug/L
2,4-Dinitrophenol	625	20 ug/L	< 20 ug/L
4,6-Dinitro-o-cresol	625	20 ug/L	< 20 ug/L
n-Nitrosodimethylamine	625	5 ug/L	< 5 ug/L
n-Nitrosodiphenylamine	625	2 ug/L	< 2 ug/L
n-Nitrosodi-n-propylamine	625	2 ug/L	< 2 ug/L
Pentachlorophenol	625	20 ug/L	< 20 ug/L
Phenol	625	5 ug/L	< 5 ug/L
bis-(2-ethyl(hexyl) phthalate	625	2 ug/L	< 2 ug/L
Butyl benzyl phthalate	625	2 ug/L	< 2 ug/L
Di-n-butyl phthalate	625	2 ug/L	< 2 ug/L
Di-n-octyl phthalate	625	2 ug/L	< 2 ug/L
Diethyl phthalate	625	2 ug/L	< 2 ug/L
Dimethyl phthalate	625	2 ug/L	< 2 ug/L

Respectfully Submitted,

  
Pat Brueckner  
Laboratory Director



# PAT-CHEM LABORATORIES

Customer: **City of Simi Valley**  
500 West Los Angeles Avenue  
Simi Valley, CA 93095

Attention: **Ms. Barbara Santos**

Report Date: **2-19-98**

P.O.#: 37362

Sample I.D.: **37858**

Subject: **Receiving Water Grab Sample**

Sampling Data:

Sample Date:	2-10-98
Sampled By:	City of Simi Valley
S.V.I.D.#:	6621
Location:	W12

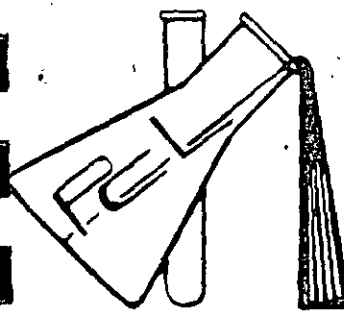
Results:

PARAMETER	EPA METHOD	DETECTION LIMIT	ANALYSIS
Benzo(a)anthracene	625	2 ug/L	< 2 ug/L
Benzo(a)pyrene	625	2 ug/L	< 2 ug/L
Benzo(b)fluoranthene	625	2 ug/L	< 2 ug/L
Benzo(k)fluoranthene	625	2 ug/L	< 2 ug/L
Chrysene	625	2 ug/L	< 2 ug/L
Acenaphthylene	625	2 ug/L	< 2 ug/L
Anthracene	625	2 ug/L	< 2 ug/L
Benzo(ghi)perylene	625	2 ug/L	< 2 ug/L
Benzo(a)anthracene	625	2 ug/L	< 2 ug/L
Dibenzo(a,h)anthracene	625	2 ug/L	< 2 ug/L
Ideno (1,2,3-cd)pyrene	625	2 ug/L	< 2 ug/L
Pyrene	625	2 ug/L	< 2 ug/L

Respectfully Submitted,

  
Pat Brueckner  
Laboratory Director





# PAT-CHEM LABORATORIES

Customer: City of Simi Valley  
500 West Los Angeles Avenue  
Simi Valley, CA 93095

Attention: Ms. Barbara Santos

Report Date: 2-19-98 P.O.#: 37362

Sample I.D.: 37858

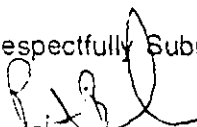
Subject: Receiving Water Grab Sample

Sampling Data:

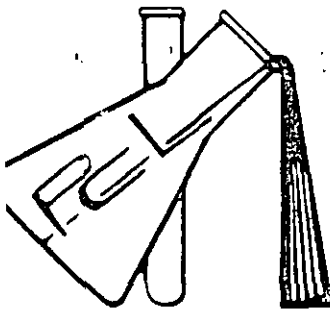
Sample Date:	2-10-98
Sampled By:	City of Simi Valley
S.V.I.D.#:	6621
Location:	W12

Results:

PARAMETER	EPA METHOD	DETECTION LIMIT	ANALYSIS
Benzo(a)anthracene	625	2 ug/L	< 2 ug/L
Benzo(a)pyrene	625	2 ug/L	< 2 ug/L
Benzo(b)fluoranthene	625	2 ug/L	< 2 ug/L
Benzo(k)fluoranthene	625	2 ug/L	< 2 ug/L
Chrysene	625	2 ug/L	< 2 ug/L
Acenaphthylene	625	2 ug/L	< 2 ug/L
Anthracene	625	2 ug/L	< 2 ug/L
Benzo(ghi)perylene	625	2 ug/L	< 2 ug/L
Benzo(a,h)anthracene	625	2 ug/L	< 2 ug/L
Indeno (1,2,3-cd)pyrene	625	2 ug/L	< 2 ug/L
Pyrene	625	2 ug/L	< 2 ug/L

Respectfully Submitted,  
  
Pat Brueckner  
Laboratory Director

ATTACHMENT 2  
RECEIVING WATER RESULTS  
W - 11



# PAT-CHEM LABORATORIES

Customer: City of Simi Valley  
500 West Los Angeles Avenue  
Simi Valley, CA 93095

Attention: Ms. Barbara Santos

Report Date: 2-19-98

P.O.#: 37362

Sample I.D.: 37857

Subject: Receiving Water Grab Sample

Sampling Data:


Sample Date:	2-10-98
Sampled By:	City of Simi Valley
S.V.I.D.#:	6620
Location:	W11


Results:

PARAMETER	EPA METHOD	DETECTION LIMIT	ANALYSIS
Arsenic	200.7	0.1 mg/L	< 0.1 mg/L
Cadmium	200.7	0.02 mg/L	< 0.02 mg/L
Chromium	200.7	0.02 mg/L	< 0.02 mg/L
Copper	200.7	0.02 mg/L	< 0.02 mg/L
Lead	200.7	0.02 mg/L	< 0.02 mg/L
Nickel	200.7	0.02 mg/L	< 0.02 mg/L
Zinc	200.7	0.02 mg/L	0.05 mg/L
Oil & Grease	413.1	5 mg/L	< 5 mg/L
TRPH	418.1	5 mg/L	< 5 mg/L

Comments: Sample was prepared per Section 200 of EPA-600/4-79-020 for metals analysis.

Respectfully Submitted.

  
Pat Brueckner  
Laboratory Director



# PAT-CHEM LABORATORIES

Customer: **City of Simi Valley**  
500 West Los Angeles Avenue  
Simi Valley, CA 93095

Attention: Ms. Barbara Santos

Report Date: 2-19-98

P.O.#: 37362

Sample I.D.: 37857

Subject: Receiving Water Grab Sample

Sampling Data:

Sample Date:	2-10-98
Sampled By:	City of Simi Valley
S.V.I.D.#:	6620
Location:	W11

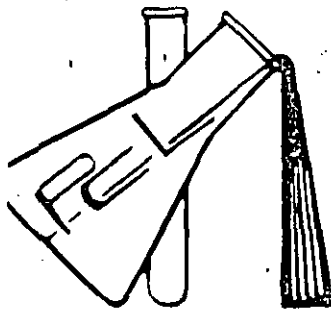
Results:

## EPA Method 508

Parameter	Detection Limit	Analysis
Alpha-BHC	0.01 ug/L	< 0.01 ug/L
Gamma-BHC (lindane)	0.01 ug/L	< 0.01 ug/L
Beta-BHC	0.03 ug/L	< 0.03 ug/L
Heptachlor	0.01 ug/L	< 0.01 ug/L
Delta-BHC	0.01 ug/L	< 0.01 ug/L
Aldrin	0.01 ug/L	< 0.01 ug/L
Heptachlor Epoxide	0.01 ug/L	< 0.01 ug/L
Endosulfan I	0.1 ug/L	< 0.1 ug/L
4,4'-DDE	0.01 ug/L	< 0.01 ug/L
Dieldrin	0.01 ug/L	< 0.01 ug/L
Endrin	0.05 ug/L	< 0.05 ug/L
4,4'-DDD	0.01 ug/L	< 0.01 ug/L
Endosulfan II	0.01 ug/L	< 0.01 ug/L
4,4'-DDT	0.01 ug/L	< 0.01 ug/L
Endrin Aldehyde	0.1 ug/L	< 0.1 ug/L
Endosulfan Sulfate	0.5 ug/L	< 0.5 ug/L
Methoxychlor	0.5 ug/L	< 0.5 ug/L
Toxaphene	1.0 ug/L	< 1.0 ug/L
Chlordane	1.0 ug/L	< 1.0 ug/L

Respectfully Submitted,

Pat Brueckner  
Laboratory Director



# PAT-CHEM LABORATORIES

Customer: **City of Simi Valley**  
500 West Los Angeles Avenue  
Simi Valley, CA 93095

Attention: Ms. Barbara Santos

Report Date: 2-19-98

P.O.#: 37362

Sample I.D.: 37857

Subject: Receiving Water Grab Sample

Sampling Data:

Sample Date:	2-10-98
Sampled By:	City of Simi Valley
S.V.I.D.#:	6620
Location:	W11


Results:

## EPA Method 507

Parameter	Detection Limit	Analysis
Ametryne	0.04 ug/L	< 0.04 ug/L
Cycloate	0.04 ug/L	< 0.04 ug/L
Disulfoton	0.04 ug/L	< 0.04 ug/L
Phenamiphos	0.04 ug/L	< 0.04 ug/L
Prometon	0.04 ug/L	< 0.04 ug/L
Tributylphosphorotrithioite	0.04 ug/L	< 0.04 ug/L
Atrazine	0.04 ug/L	< 0.04 ug/L
Diphenamid	0.04 ug/L	< 0.04 ug/L
Prometryne	0.04 ug/L	< 0.04 ug/L
Propazine	0.04 ug/L	< 0.04 ug/L
Terbutryne	0.04 ug/L	< 0.04 ug/L
Triadimefon	0.04 ug/L	< 0.04 ug/L
Butachlor	0.04 ug/L	< 0.04 ug/L
Carboxin	0.04 ug/L	< 0.04 ug/L
Diazinon	0.04 ug/L	< 0.04 ug/L
Metolachlor	0.04 ug/L	< 0.04 ug/L
Metribuzin	0.04 ug/L	< 0.04 ug/L

Respectfully Submitted,

Pat Brueckner  
Laboratory Director



# PAT-CHEM LABORATORIES

Customer: City of Simi Valley  
500 West Los Angeles Avenue  
Simi Valley, CA 93095

Attention: Ms. Barbara Santos

Report Date: 2-19-98 P.O.#: 37362

Sample I.D.: 37857

Subject: Receiving Water Grab Sample

Sampling Data:

Sample Date:	2-10-98
Sampled By:	City of Simi Valley
S.V.I.D.#:	6620
Location:	W11


Results:

## EPA Method 507

Parameter	Detection Limit	Analysis
MGK 264	0.04 ug/L	< 0.04 ug/L
Norflurazon	0.04 ug/L	< 0.04 ug/L
Terbufos	0.04 ug/L	< 0.04 ug/L
Vernolate	0.04 ug/L	< 0.04 ug/L
Alachlor	0.04 ug/L	< 0.04 ug/L
Atraton	0.04 ug/L	< 0.04 ug/L
Bromacil	0.04 ug/L	< 0.04 ug/L
Butylate	0.04 ug/L	< 0.04 ug/L
Chlorpropham	0.04 ug/L	< 0.04 ug/L
Molinate	0.04 ug/L	< 0.04 ug/L
Dichlorvos	0.04 ug/L	< 0.04 ug/L
Fenarimol	0.04 ug/L	< 0.04 ug/L
Tebuthiuron	0.04 ug/L	< 0.04 ug/L
Terbacil	0.04 ug/L	< 0.04 ug/L

Respectfully Submitted,

Pat Brueckner  
Laboratory Director



# PAT-CHEM LABORATORIES

Customer: City of Simi Valley  
500 West Los Angeles Avenue  
Simi Valley, CA 93095

Attention: Ms. Barbara Santos

Report Date: 2-19-98

P.O.#: 37362

Sample I.D.: 37857

Subject: Receiving Water Grab Sample

Sampling Data:

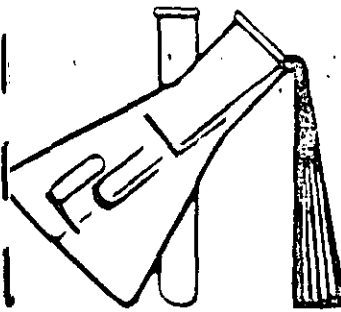
Sample Date:	2-10-98
Sampled By:	City of Simi Valley
S.V.I.D.#:	6620
Location:	W11

Results:

PARAMETER	EPA METHOD	DETECTION LIMIT	ANALYSIS
Acenaphthene	625	2 ug/L	< 2 ug/L
Benzidine	625	5 ug/L	< 5 ug/L
1,2,4-Trichlorobenzene	625	2 ug/L	< 2 ug/L
Hexachlorobenzene	625	3 ug/L	< 3 ug/L
Hexachloroethane	625	2 ug/L	< 2 ug/L
bis-(2-chloroethyl) ether	625	3 ug/L	< 3 ug/L
2-Chloronaphthalene	625	2 ug/L	< 2 ug/L
2,4,6-Trichlorophenol	625	10 ug/L	< 10 ug/L
p-Chloro-m-cresol	625	10 ug/L	< 10 ug/L
2-Chlorophenol	625	10 ug/L	< 10 ug/L
3,3'-Dichlorobenzidine	625	10 ug/L	< 10 ug/L
2,4-Dichlorophenol	625	10 ug/L	< 10 ug/L
2,4-Dimethylphenol	625	5 ug/L	< 5 ug/L
2,4-Dinitrotoluene	625	2 ug/L	< 2 ug/L
2,6-Dinitrotoluene	625	2 ug/L	< 2 ug/L
1,2-Diphenylhydrazine	625	25 ug/L	< 25 ug/L
Fluoranthene	625	2 ug/L	< 2 ug/L
4-Chlorophenyl phenyl ether	625	2 ug/L	< 2 ug/L
4-Bromophenyl phenyl ether	625	2 ug/L	< 2 ug/L
bis-(2-chloroisopropyl) ether	625	2 ug/L	< 2 ug/L

Respectfully Submitted,

  
Pat Brueckner  
Laboratory Director



# PAT-CHEM LABORATORIES

Customer: City of Simi Valley  
500 West Los Angeles Avenue  
Simi Valley, CA 93095

Attention: Ms. Barbara Santos

Report Date: 2-19-98

P.O.#: 37362

Sample I.D.: 37857

Subject: Receiving Water Grab Sample

Sampling Data:

Sample Date:	2-10-98
Sampled By:	City of Simi Valley
S.V.I.D.#:	6620
Location:	W11


Results:

PARAMETER	EPA METHOD	DETECTION LIMIT	ANALYSIS
bis-(2-chloroethoxy) methane	625	5 ug/L	< 5 ug/L
Hexachlorobutadiene	625	5 ug/L	< 5 ug/L
Hexachlorocyclopentadiene	625	5 ug/L	< 5 ug/L
Isophorone	625	2 ug/L	< 2 ug/L
Naphthalene	625	2 ug/L	< 2 ug/L
Nitrobenzene	625	5 ug/L	< 5 ug/L
2-Nitrophenol	625	10 ug/L	< 10 ug/L
4-Nitrophenol	625	20 ug/L	< 20 ug/L
2,4-Dinitrophenol	625	20 ug/L	< 20 ug/L
4,6-Dinitro-o-cresol	625	20 ug/L	< 20 ug/L
n-Nitrosodimethylamine	625	5 ug/L	< 5 ug/L
n-Nitrosodiphenylamine	625	2 ug/L	< 2 ug/L
n-Nitrosodi-n-propylamine	625	2 ug/L	< 2 ug/L
Pentachlorophenol	625	20 ug/L	< 20 ug/L
Phenol	625	5 ug/L	< 5 ug/L
bis-(2-ethylhexyl) phthalate	625	2 ug/L	< 2 ug/L
Butyl benzyl phthalate	625	2 ug/L	< 2 ug/L
Di-n-butyl phthalate	625	2 ug/L	< 2 ug/L
Di-n-octyl phthalate	625	2 ug/L	< 2 ug/L
Diethyl phthalate	625	2 ug/L	< 2 ug/L
Dimethyl phthalate	625	2 ug/L	< 2 ug/L

Respectfully Submitted,

Pat Brueckner  
Laboratory Director





# PAT-CHEM LABORATORIES

Customer: City of Simi Valley  
500 West Los Angeles Avenue  
Simi Valley, CA 93095

Attention: Ms. Barbara Santos

Report Date: 2-19-98

P.O.#: 37362

Sample I.D.: 37857

Subject: Receiving Water Grab Sample

Sampling Data:

Sample Date:	2-10-98
Sampled By:	City of Simi Valley
S.V.I.D.#:	6620
Location:	W11


Results:

PARAMETER	EPA METHOD	DETECTION LIMIT	ANALYSIS
Benzo(a)anthracene	625	2 ug/L	< 2 ug/L
Benzo(a)pyrene	625	2 ug/L	< 2 ug/L
Benzo(b)fluoranthene	625	2 ug/L	< 2 ug/L
Benzo(k)fluoranthene	625	2 ug/L	< 2 ug/L
Chrysene	625	2 ug/L	< 2 ug/L
Acenaphthylene	625	2 ug/L	< 2 ug/L
Anthracene	625	2 ug/L	< 2 ug/L
Benzo(ghi)perylene	625	2 ug/L	< 2 ug/L
Benzo(a)anthracene	625	2 ug/L	< 2 ug/L
Dibenzo(a,h)anthracene	625	2 ug/L	< 2 ug/L
Ideno (1,2,3-cd)pyrene	625	2 ug/L	< 2 ug/L
Pyrene	625	2 ug/L	< 2 ug/L

Respectfully Submitted,

Pat Brueckner  
Laboratory Director

ATTACHMENT 3  
RECEIVING WATER RESULTS  
W - 10



# PAT-CHEM LABORATORIES

Customer: **City of Simi Valley**  
500 West Los Angeles Avenue  
Simi Valley, CA 93095

Attention: Ms. Barbara Santos

Report Date: 2-19-98

P.O.#: 37362

Sample I.D.: 37856

Subject: Receiving Water Grab Sample

Sampling Data:


Sample Date:	2-10-98
Sampled By:	City of Simi Valley
S.V.I.D.#:	6619
Location:	W10


Results:

PARAMETER	EPA METHOD	DETECTION LIMIT	ANALYSIS
Arsenic	200.7	0.1 mg/L	< 0.1 mg/L
Cadmium	200.7	0.02 mg/L	< 0.02 mg/L
Chromium	200.7	0.02 mg/L	< 0.02 mg/L
Copper	200.7	0.02 mg/L	< 0.02 mg/L
Lead	200.7	0.02 mg/L	< 0.02 mg/L
Nickel	200.7	0.02 mg/L	< 0.02 mg/L
Zinc	200.7	0.02 mg/L	< 0.02 mg/L
Oil & Grease	413.1	5 mg/L	< 5 mg/L
TRPH	418.1	5 mg/L	< 5 mg/L

Comments: Sample was prepared per Section 200 of EPA-600/4-79-020 for metals analysis.

Respectfully Submitted,

  
Pat Brueckner  
Laboratory Director



# PAT-CHEM LABORATORIES

Customer: **City of Simi Valley**  
500 West Los Angeles Avenue  
Simi Valley, CA 93095

Attention: Ms. Barbara Santos

Report Date: 2-19-98

P.O.#: 37362

Sample I.D.: 37856

Subject: Receiving Water Grab Sample

Sampling Data:


Sample Date:	2-10-98
Sampled By:	City of Simi Valley
S.V.I.D.#:	6619
Location:	W10

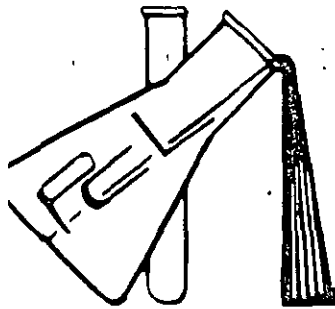
Results:

PARAMETER	EPA METHOD	DETECTION LIMIT	ANALYSIS
Arsenic	200.7	0.1 mg/L	< 0.1 mg/L
Cadmium	200.7	0.02 mg/L	< 0.02 mg/L
Chromium	200.7	0.02 mg/L	< 0.02 mg/L
Copper	200.7	0.02 mg/L	< 0.02 mg/L
Lead	200.7	0.02 mg/L	< 0.02 mg/L
Nickel	200.7	0.02 mg/L	< 0.02 mg/L
Zinc	200.7	0.02 mg/L	< 0.02 mg/L
Oil & Grease	413.1	5 mg/L	< 5 mg/L
TRPH	418.1	5 mg/L	< 5 mg/L

Comments: Sample was prepared per Section 200 of EPA-600/4-79-020 for metals analysis.

Respectfully Submitted,

  
Pat Brueckner  
Laboratory Director



# PAT-CHEM LABORATORIES

Customer: City of Simi Valley  
500 West Los Angeles Avenue  
Simi Valley, CA 93095

Attention: Ms. Barbara Santos

Report Date: 2-19-98

P.O.#: 37362

Sample I.D.: 37856

Subject: Receiving Water Grab Sample

Sampling Data:

Sample Date:	2-10-98
Sampled By:	City of Simi Valley
S.V.I.D.#:	6619
Location:	W10

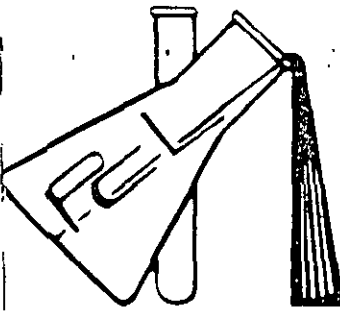
Results:

## EPA Method 508

Parameter	Detection Limit	Analysis
Alpha-BHC	0.01 ug/L	< 0.01 ug/L
Gamma-BHC (lindane)	0.01 ug/L	< 0.01 ug/L
Beta-BHC	0.03 ug/L	< 0.03 ug/L
Heptachlor	0.01 ug/L	< 0.01 ug/L
Delta-BHC	0.01 ug/L	< 0.01 ug/L
Aldrin	0.01 ug/L	< 0.01 ug/L
Heptachlor Epoxide	0.01 ug/L	< 0.01 ug/L
Endosulfan I	0.1 ug/L	< 0.1 ug/L
4,4'-DDE	0.01 ug/L	< 0.01 ug/L
Dieldrin	0.01 ug/L	< 0.01 ug/L
Endrin	0.05 ug/L	< 0.05 ug/L
4,4'-DDD	0.01 ug/L	< 0.01 ug/L
Endosulfan II	0.01 ug/L	< 0.01 ug/L
4,4'-DDT	0.01 ug/L	< 0.01 ug/L
Endrin Aldehyde	0.1 ug/L	< 0.1 ug/L
Endosulfan Sulfate	0.5 ug/L	< 0.5 ug/L
Methoxychlor	0.5 ug/L	< 0.5 ug/L
Toxaphene	1.0 ug/L	< 1.0 ug/L
Chlordane	1.0 ug/L	< 1.0 ug/L

Respectfully Submitted,

Pat Brueckner  
Laboratory Director



# PAT-CHEM LABORATORIES

Customer: **City of Simi Valley**  
500 West Los Angeles Avenue  
Simi Valley, CA 93095

Attention: Ms. Barbara Santos

Report Date: 2-19-98

P.O.#: 37362

Sample I.D.: 37856

Subject: Receiving Water Grab Sample

Sampling Data:


Sample Date:	2-10-98
Sampled By:	City of Simi Valley
S.V.I.D.#:	6619
Location:	W10


Results:

## EPA Method 507

Parameter	Detection Limit	Analysis
Ametryne	0.04 ug/L	< 0.04 ug/L
Cycloate	0.04 ug/L	< 0.04 ug/L
Disulfoton	0.04 ug/L	< 0.04 ug/L
Phenamiphos	0.04 ug/L	< 0.04 ug/L
Prometon	0.04 ug/L	< 0.04 ug/L
Tributylphosphorotrithioite	0.04 ug/L	< 0.04 ug/L
Atrazine	0.04 ug/L	< 0.04 ug/L
Diphenamid	0.04 ug/L	< 0.04 ug/L
Prometryne	0.04 ug/L	< 0.04 ug/L
Propazine	0.04 ug/L	< 0.04 ug/L
Terbutryne	0.04 ug/L	< 0.04 ug/L
Triadimefon	0.04 ug/L	< 0.04 ug/L
Butachlor	0.04 ug/L	< 0.04 ug/L
Carboxin	0.04 ug/L	< 0.04 ug/L
Diazinon	0.04 ug/L	< 0.04 ug/L
Metolachlor	0.04 ug/L	< 0.04 ug/L
Metribuzin	0.04 ug/L	< 0.04 ug/L

Respectfully Submitted,

  
Pat Brueckner  
Laboratory Director



# PAT-CHEM LABORATORIES

Customer: **City of Simi Valley**  
500 West Los Angeles Avenue  
Simi Valley, CA 93095

Attention: Ms. Barbara Santos

Report Date: 2-19-98 P.O.#: 37362

Sample I.D.: 37856

Subject: Receiving Water Grab Sample

Sampling Data:


Sample Date:	2-10-98
Sampled By:	City of Simi Valley
S.V.I.D.#:	6619
Location:	W10


Results:

## EPA Method 507

Parameter	Detection Limit	Analysis
MGK 264	0.04 ug/L	< 0.04 ug/L
Norflurazon	0.04 ug/L	< 0.04 ug/L
Terbufos	0.04 ug/L	< 0.04 ug/L
Vernolate	0.04 ug/L	< 0.04 ug/L
Alachlor	0.04 ug/L	< 0.04 ug/L
Atraton	0.04 ug/L	< 0.04 ug/L
Bromacil	0.04 ug/L	< 0.04 ug/L
Butylate	0.04 ug/L	< 0.04 ug/L
Chlorpropham	0.04 ug/L	< 0.04 ug/L
Molinate	0.04 ug/L	< 0.04 ug/L
Dichlorvos	0.04 ug/L	< 0.04 ug/L
Fenarimol	0.04 ug/L	< 0.04 ug/L
Tebuthiuron	0.04 ug/L	< 0.04 ug/L
Terbacil	0.04 ug/L	< 0.04 ug/L

Respectfully Submitted,

  
Pat Brueckner  
Laboratory Director



# PAT-CHEM LABORATORIES

Customer: **City of Simi Valley**  
500 West Los Angeles Avenue  
Simi Valley, CA 93095

Attention: Ms. Barbara Santos

Report Date: 2-19-98

P.O.#: 37362

Sample I.D.: 37856

Subject: Receiving Water Grab Sample


Sampling Data:

Sample Date:	2-10-98
Sampled By:	City of Simi Valley
S.V.I.D.#:	6619
Location:	W10


Results:

PARAMETER	EPA METHOD	DETECTION LIMIT	ANALYSIS
Acenaphthene	625	2 ug/L	< 2 ug/L
Benzidine	625	5 ug/L	< 5 ug/L
1,2,4-Trichlorobenzene	625	2 ug/L	< 2 ug/L
Hexachlorobenzene	625	3 ug/L	< 3 ug/L
Hexachloroethane	625	2 ug/L	< 2 ug/L
bis-(2-chloroethyl) ether	625	3 ug/L	< 3 ug/L
2-Chloronaphthalene	625	2 ug/L	< 2 ug/L
2,4,6-Trichlorophenol	625	10 ug/L	< 10 ug/L
p-Chloro-m-cresol	625	10 ug/L	< 10 ug/L
2-Chlorophenol	625	10 ug/L	< 10 ug/L
3,3'-Dichlorobenzidine	625	10 ug/L	< 10 ug/L
2,4-Dichlorophenol	625	10 ug/L	< 10 ug/L
2,4-Dimethylphenol	625	5 ug/L	< 5 ug/L
2,4-Dinitrotoluene	625	2 ug/L	< 2 ug/L
2,6-Dinitrotoluene	625	2 ug/L	< 2 ug/L
1,2-Diphenylhydrazine	625	25 ug/L	< 25 ug/L
Fluoranthene	625	2 ug/L	< 2 ug/L
4-Chlorophenyl phenyl ether	625	2 ug/L	< 2 ug/L
4-Bromophenyl phenyl ether	625	2 ug/L	< 2 ug/L
bis-(2-chloroisopropyl) ether	625	2 ug/L	< 2 ug/L

Respectfully Submitted,

  
Pat Brueckner  
Laboratory Director





# PAT-CHEM LABORATORIES

Customer: City of Simi Valley  
500 West Los Angeles Avenue  
Simi Valley, CA 93095

Attention: Ms. Barbara Santos

Report Date: 2-19-98

P.O.#: 37362

Sample I.D.: 37856

Subject: Receiving Water Grab Sample


Sampling Data:

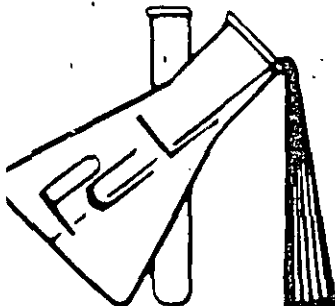
Sample Date:	2-10-98
Sampled By:	City of Simi Valley
S.V.I.D.#:	6619
Location:	W10

Results:

PARAMETER	EPA METHOD	DETECTION LIMIT	ANALYSIS
bis-(2-chloroethoxy) methane	625	5 ug/L	< 5 ug/L
Hexachlorobutadiene	625	5 ug/L	< 5 ug/L
Hexachlorocyclopentadiene	625	5 ug/L	< 5 ug/L
Isophorone	625	2 ug/L	< 2 ug/L
Naphthalene	625	2 ug/L	< 2 ug/L
Nitrobenzene	625	5 ug/L	< 5 ug/L
2-Nitrophenol	625	10 ug/L	< 10 ug/L
4-Nitrophenol	625	20 ug/L	< 20 ug/L
2,4-Dinitrophenol	625	20 ug/L	< 20 ug/L
4,6-Dinitro-o-cresol	625	20 ug/L	< 20 ug/L
n-Nitrosodimethylamine	625	5 ug/L	< 5 ug/L
n-Nitrosodiphenylamine	625	2 ug/L	< 2 ug/L
n-Nitrosodi-n-propylamine	625	2 ug/L	< 2 ug/L
Pentachlorophenol	625	20 ug/L	< 20 ug/L
Phenol	625	5 ug/L	< 5 ug/L
bis-(2-ethylhexyl) phthalate	625	2 ug/L	< 2 ug/L
Butyl benzyl phthalate	625	2 ug/L	< 2 ug/L
Di-n-butyl phthalate	625	2 ug/L	< 2 ug/L
Di-n-octyl phthalate	625	2 ug/L	< 2 ug/L
Diethyl phthalate	625	2 ug/L	< 2 ug/L
Dimethyl phthalate	625	2 ug/L	< 2 ug/L

Respectfully Submitted,

  
Pat Brueckner  
Laboratory Director



# PAT-CHEM LABORATORIES

Customer: **City of Simi Valley**  
500 West Los Angeles Avenue  
Simi Valley, CA 93095

Attention: **Ms. Barbara Santos**

Report Date: **2-19-98**

P.O.#: **37362**

Sample I.D.: **37856**

Subject: **Receiving Water Grab Sample**

Sampling Data:

Sample Date:	2-10-98
Sampled By:	City of Simi Valley
S.V.I.D.#:	6619
Location:	W10

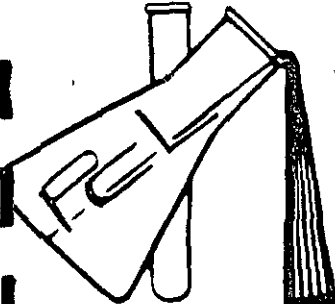
Results:

PARAMETER	EPA METHOD	DETECTION LIMIT	ANALYSIS
Benzo(a)anthracene	625	2 ug/L	< 2 ug/L
Benzo(a)pyrene	625	2 ug/L	< 2 ug/L
Benzo(b)fluoranthene	625	2 ug/L	< 2 ug/L
Benzo(k)fluoranthene	625	2 ug/L	< 2 ug/L
Chrysene	625	2 ug/L	< 2 ug/L
Acenaphthylene	625	2 ug/L	< 2 ug/L
Anthracene	625	2 ug/L	< 2 ug/L
Benzo(ghi)perylene	625	2 ug/L	< 2 ug/L
Benzo(a)anthracene	625	2 ug/L	< 2 ug/L
Benzo(b)fluoranthene	625	2 ug/L	< 2 ug/L
Benzo(k)fluoranthene	625	2 ug/L	< 2 ug/L
Chrysene	625	2 ug/L	< 2 ug/L
Acenaphthylene	625	2 ug/L	< 2 ug/L
Anthracene	625	2 ug/L	< 2 ug/L
Benzo(ghi)perylene	625	2 ug/L	< 2 ug/L
Pyrene	625	2 ug/L	< 2 ug/L

Respectfully Submitted,

Pat Brueckner  
Laboratory Director

ATTACHMENT 4  
QA/OC REPORT



# PAT-CHEM LABORATORIES

Customer: **City of Simi Valley**  
500 West Los Angeles Avenue  
Simi Valley, CA 93095

Attention: Ms. Barbara Santos

Report Date: 2-19-98 P.O.#: 37362

Sample I.D.: 37856, 37857, 37858

Subject: QA/QC Report - Blank


Sampling Data:


Analysis Date:	2-11-98 to 2-12-98
S.V.I.D.#:	6619, 6620, 6621

Results:

PARAMETER	EPA METHOD	DETECTION LIMIT	ANALYSIS
Arsenic	200.7	0.1 mg/L	< 0.1 mg/L
Cadmium	200.7	0.02 mg/L	< 0.02 mg/L
Chromium	200.7	0.02 mg/L	< 0.02 mg/L
Copper	200.7	0.02 mg/L	< 0.02 mg/L
Lead	200.7	0.02 mg/L	< 0.02 mg/L
Nickel	200.7	0.02 mg/L	< 0.02 mg/L
Zinc	200.7	0.02 mg/L	< 0.02 mg/L
Oil & Grease	413.1	5 mg/L	< 5 mg/L
TRPH	418.1	5 mg/L	< 5 mg/L

Comments: Sample was prepared per Section 200 of EPA-600/4-79-020 for metals analysis.

Respectfully Submitted,  
  
Pat Brueckner  
Laboratory Director



# PAT-CHEM LABORATORIES

Customer: **City of Simi Valley**  
500 West Los Angeles Avenue  
Simi Valley, CA 93095

Attention: Ms. Barbara Santos

Report Date: 2-19-98 P.O.#: 37362

Sample I.D.: 37856, 37857, 37858

Subject: QA/QC Report - Blank

Sampling Data:


Analysis Date:	2-11-98 to 2-12-98
S.V.I.D.#:	6619, 6620, 6621

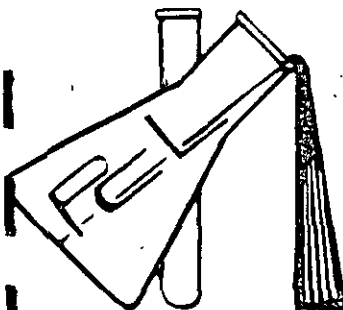
Results:

## EPA Method 508

Parameter	Detection Limit	Analysis
Alpha-BHC	0.01 ug/L	< 0.01 ug/L
Gamma-BHC (lindane)	0.01 ug/L	< 0.01 ug/L
Beta-BHC	0.03 ug/L	< 0.03 ug/L
Heptachlor	0.01 ug/L	< 0.01 ug/L
Delta-BHC	0.01 ug/L	< 0.01 ug/L
Aldrin	0.01 ug/L	< 0.01 ug/L
Heptachlor Epoxide	0.01 ug/L	< 0.01 ug/L
Endosulfan I	0.1 ug/L	< 0.1 ug/L
4,4'-DDE	0.01 ug/L	< 0.01 ug/L
Dieldrin	0.01 ug/L	< 0.01 ug/L
Endrin	0.05 ug/L	< 0.05 ug/L
4,4'-DDD	0.01 ug/L	< 0.01 ug/L
Endosulfan II	0.01 ug/L	< 0.01 ug/L
4,4'-DDT	0.01 ug/L	< 0.01 ug/L
Endrin Aldehyde	0.1 ug/L	< 0.1 ug/L
Endosulfan Sulfate	0.5 ug/L	< 0.5 ug/L
Methoxychlor	0.5 ug/L	< 0.5 ug/L
Toxaphene	1.0 ug/L	< 1.0 ug/L
Chlordane	1.0 ug/L	< 1.0 ug/L

Respectfully Submitted,

  
Pat Brueckner  
Laboratory Director



# PAT-CHEM LABORATORIES

Customer: **City of Simi Valley**  
500 West Los Angeles Avenue  
Simi Valley, CA 93095

Attention: Ms. Barbara Santos

Report Date: 2-19-98

P.O.#: 37362

Sample I.D.: 37856, 37857, 37858

Subject: QA/QC Report - Blank

Sampling Data:


Analysis Date:	2-11-98 to 2-12-98
S.V.I.D.#:	6619, 6620, 6621

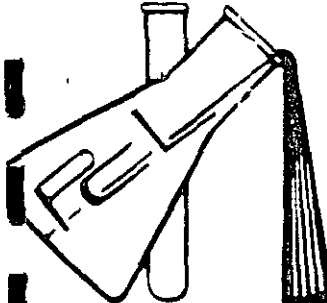
Results:

## EPA Method 507

Parameter	Detection Limit	Analysis
Ametryne	0.04 ug/L	< 0.04 ug/L
Cycloate	0.04 ug/L	< 0.04 ug/L
Disulfoton	0.04 ug/L	< 0.04 ug/L
Phenamiphos	0.04 ug/L	< 0.04 ug/L
Prometon	0.04 ug/L	< 0.04 ug/L
Tributylphosphorotrithioite	0.04 ug/L	< 0.04 ug/L
Atrazine	0.04 ug/L	< 0.04 ug/L
Diphenamid	0.04 ug/L	< 0.04 ug/L
Prometryne	0.04 ug/L	< 0.04 ug/L
Propazine	0.04 ug/L	< 0.04 ug/L
Terbutryne	0.04 ug/L	< 0.04 ug/L
Triadimefon	0.04 ug/L	< 0.04 ug/L
Butachlor	0.04 ug/L	< 0.04 ug/L
Carboxin	0.04 ug/L	< 0.04 ug/L
Diazinon	0.04 ug/L	< 0.04 ug/L
Metolachlor	0.04 ug/L	< 0.04 ug/L
Metribuzin	0.04 ug/L	< 0.04 ug/L

Respectfully Submitted,

  
Pat Brueckner  
Laboratory Director



# PAT-CHEM LABORATORIES

Customer: City of Simi Valley  
500 West Los Angeles Avenue  
Simi Valley, CA 93095

Attention: Ms. Barbara Santos

Report Date: 2-19-98

P.O.#: 37362

Sample I.D.: 37856, 37857, 37858

Subject: QA/QC Report - Blank

Sampling Data:


Analysis Date:	2-11-98 to 2-12-98
S.V.I.D.#:	6619, 6620, 6621


Results:

## EPA Method 507

Parameter	Detection Limit	Analysis
MGK 264	0.04 ug/L	< 0.04 ug/L
Norflurazon	0.04 ug/L	< 0.04 ug/L
Terbufos	0.04 ug/L	< 0.04 ug/L
Vernolate	0.04 ug/L	< 0.04 ug/L
Alachlor	0.04 ug/L	< 0.04 ug/L
Atraton	0.04 ug/L	< 0.04 ug/L
Bromacil	0.04 ug/L	< 0.04 ug/L
Butylate	0.04 ug/L	< 0.04 ug/L
Chlorpropham	0.04 ug/L	< 0.04 ug/L
Molinate	0.04 ug/L	< 0.04 ug/L
Dichlorvos	0.04 ug/L	< 0.04 ug/L
Fenarimol	0.04 ug/L	< 0.04 ug/L
Tebuthiuron	0.04 ug/L	< 0.04 ug/L
Terbacil	0.04 ug/L	< 0.04 ug/L

Respectfully Submitted,

  
Pat Brueckner  
Laboratory Director



# PAT-CHEM LABORATORIES

Customer: City of Simi Valley  
500 West Los Angeles Avenue  
Simi Valley, CA 93095

Attention: Ms. Barbara Santos

Report Date: 2-19-98

P.O.#: 37362

Sample I.D.: 37856, 37857, 37858

Subject: QA/QC Report - Blank


Sampling Data:

Analysis Date:	2-11-98 to 2-12-98
S.V.I.D.#:	6619, 6620, 6621

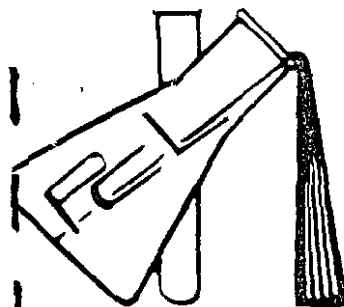
Results:

PARAMETER	EPA METHOD	DETECTION LIMIT	ANALYSIS
Acenaphthene	625	2 ug/L	< 2 ug/L
Benzidine	625	5 ug/L	< 5 ug/L
1,2,4-Trichlorobenzene	625	2 ug/L	< 2 ug/L
Hexachlorobenzene	625	3 ug/L	< 3 ug/L
Hexachloroethane	625	2 ug/L	< 2 ug/L
bis-(2-chloroethyl) ether	625	3 ug/L	< 3 ug/L
2-Chloronaphthalene	625	2 ug/L	< 2 ug/L
2,4,6-Trichlorophenol	625	10 ug/L	< 10 ug/L
p-Chloro-m-cresol	625	10 ug/L	< 10 ug/L
2-Chlorophenol	625	10 ug/L	< 10 ug/L
3,3'-Dichlorobenzidine	625	10 ug/L	< 10 ug/L
2,4-Dichlorophenol	625	10 ug/L	< 10 ug/L
2,4-Dimethylphenol	625	5 ug/L	< 5 ug/L
2,4-Dinitrotoluene	625	2 ug/L	< 2 ug/L
2,6-Dinitrotoluene	625	2 ug/L	< 2 ug/L
1,2-Diphenylhydrazine	625	25 ug/L	< 25 ug/L
Fluoranthene	625	2 ug/L	< 2 ug/L
4-Chlorophenyl phenyl ether	625	2 ug/L	< 2 ug/L
4-Bromophenyl phenyl ether	625	2 ug/L	< 2 ug/L
bis-(2-chloroisopropyl) ether	625	2 ug/L	< 2 ug/L

Respectfully Submitted,

  
Pat Brueckner  
Laboratory Director





# PAT-CHEM LABORATORIES

Customer: City of Simi Valley  
500 West Los Angeles Avenue  
Simi Valley, CA 93095

Attention: Ms. Barbara Santos

Report Date: 2-19-98

P.O.#: 37362

Sample I.D.: 37856, 37857, 37858

Subject: QA/QC Report - Blank


Sampling Data:

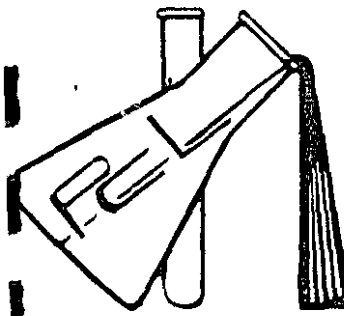
Analysis Date:	2-11-98 to 2-12-98
S.V.I.D.#:	6619, 6620, 6621

Results:

PARAMETER	EPA METHOD	DETECTION LIMIT	ANALYSIS
bis-(2-chloroethoxy) methane	625	5 ug/L	< 5 ug/L
Hexachlorobutadiene	625	5 ug/L	< 5 ug/L
Hexachlorocyclopentadiene	625	5 ug/L	< 5 ug/L
Isophorone	625	2 ug/L	< 2 ug/L
Naphthalene	625	2 ug/L	< 2 ug/L
Nitrobenzene	625	5 ug/L	< 5 ug/L
2-Nitrophenol	625	10 ug/L	< 10 ug/L
4-Nitrophenol	625	20 ug/L	< 20 ug/L
2,4-Dinitrophenol	625	20 ug/L	< 20 ug/L
4,6-Dinitro-o-cresol	625	20 ug/L	< 20 ug/L
n-Nitrosodimethylamine	625	5 ug/L	< 5 ug/L
n-Nitrosodiphenylamine	625	2 ug/L	< 2 ug/L
n-Nitrosodi-n-propylamine	625	2 ug/L	< 2 ug/L
Pentachlorophenol	625	20 ug/L	< 20 ug/L
Phenol	625	5 ug/L	< 5 ug/L
bis-(2-ethylhexyl) phthalate	625	2 ug/L	< 2 ug/L
Butyl benzyl phthalate	625	2 ug/L	< 2 ug/L
Di-n-butyl phthalate	625	2 ug/L	< 2 ug/L
Di-n-octyl phthalate	625	2 ug/L	< 2 ug/L
Diethyl phthalate	625	2 ug/L	< 2 ug/L
Dimethyl phthalate	625	2 ug/L	< 2 ug/L

Respectfully Submitted,

  
Pat Brueckner  
Laboratory Director



# PAT-CHEM LABORATORIES

Customer: **City of Simi Valley**  
500 West Los Angeles Avenue  
Simi Valley, CA 93095

Attention: Ms. Barbara Santos

Report Date: 2-19-98

P.O.#: 37362

Sample I.D.: 37856, 37857, 37858

Subject: QA/QC Report - Blank


Sampling Data:


Analysis Date:	2-11-98 to 2-12-98
S.V.I.D.#:	6619, 6620, 6621

Results:

PARAMETER	EPA METHOD	DETECTION LIMIT	ANALYSIS
Benzo(a)anthracene	625	2 ug/L	< 2 ug/L
Benzo(a)pyrene	625	2 ug/L	< 2 ug/L
Benzo(b)fluoranthene	625	2 ug/L	< 2 ug/L
Benzo(k)fluoranthene	625	2 ug/L	< 2 ug/L
Chrysene	625	2 ug/L	< 2 ug/L
Acenaphthylene	625	2 ug/L	< 2 ug/L
Anthracene	625	2 ug/L	< 2 ug/L
Benzo(ghi)perylene	625	2 ug/L	< 2 ug/L
Benzo(a)anthracene	625	2 ug/L	< 2 ug/L
Dibenzo(a,h)anthracene	625	2 ug/L	< 2 ug/L
Indeno (1,2,3-cd)pyrene	625	2 ug/L	< 2 ug/L
Pyrene	625	2 ug/L	< 2 ug/L

Respectfully Submitted,

  
Pat Brueckner  
Laboratory Director



# PAT-CHEM LABORATORIES

Customer: **City of Simi Valley**  
500 West Los Angeles Avenue  
Simi Valley, CA 93095

Attention: Ms. Barbara Santos

Report Date: 2-19-98 P.O.#: 37362

Sample I.D.: 37856, 37857, 37858

Subject: QA/QC Report - Spike


Sampling Data:

Analysis Date:	2-11-98 to 2-12-98
S.V.I.D.#:	6619, 6620, 6621

Results:

PARAMETER	EPA METHOD	DETECTION LIMIT	Spike % Rec.
Arsenic	200.7	0.1 mg/L	90
Cadmium	200.7	0.02 mg/L	89
Chromium	200.7	0.02 mg/L	114
Copper	200.7	0.02 mg/L	87
Lead	200.7	0.02 mg/L	96
Nickel	200.7	0.02 mg/L	94
Zinc	200.7	0.02 mg/L	90
Oil & Grease	413.1	5 mg/L	---
TRPH	418.1	5 mg/L	---

Respectfully Submitted,

  
Pat Brueckner  
Laboratory Director

RECEIVING WATER CONSTITUENTS FOR 1998

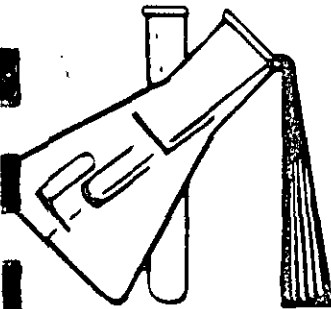
Semi-Annual Testing for  
Arsenic, Cadmium, Chromium, Copper, Nickel, Lead, Zinc, Chlorinated Pesticides, N  
and P Pesticides, BNA, Total Petroleum Hydrocarbon

Date: August 5, 1998

CONSTITUENTS	*DL mg/L	W-12 mg/L	W-11 mg/L	W-10 mg/L
Arsenic	0.1	ND	ND	ND
Cadmium	0.02	ND	ND	ND
Chromium	0.02	ND	ND	ND
Copper	0.02	ND	ND	ND
Nickel	0.02	ND	ND	ND
Lead	0.02	ND	ND	ND
Zinc	0.02	ND	ND	ND
Chlorinated Pesticides		See Attachment 1	See Attachment 2	See Attachment 3
N & P Pesticides		See Attachment 1	See Attachment 2	See Attachment 3
BNA		See Attachment 1	See Attachment 2	See Attachment 3
Total Petroleum Hydrocarbon		See Attachment 1	See Attachment 2	See Attachment 3

\*Detection Limit

ATTACHMENT 1  
RECEIVING WATER RESULTS  
W - 12



# PAT-CHEM LABORATORIES

Customer: City of Simi Valley  
500 West Los Angeles Avenue  
Simi Valley, CA 93095

Attention: Ms. Barbara Santos

Report Date: 8-14-98

P.O.#: 38387

Sample I.D.: 40852

Subject: Receiving Water Grab Sample

Sampling Data:


Sample Date:	8-5-98
Sampled By:	City of Simi Valley
S.V.I.D.#:	6977
Location:	W12


Results:

PARAMETER	EPA METHOD	DETECTION LIMIT	ANALYSIS
Arsenic	200.7	0.1 mg/L	< 0.1 mg/L
Cadmium	200.7	0.02 mg/L	< 0.02 mg/L
Chromium	200.7	0.02 mg/L	< 0.02 mg/L
Copper	200.7	0.02 mg/L	< 0.02 mg/L
Lead	200.7	0.02 mg/L	< 0.02 mg/L
Nickel	200.7	0.02 mg/L	< 0.02 mg/L
Zinc	200.7	0.02 mg/L	< 0.02 mg/L
Oil & Grease	413.1	5 mg/L	< 5 mg/L
TRPH	418.1	5 mg/L	< 5 mg/L
MBAS	425.1	0.05 mg/L	< 0.05 mg/L

Comments: Sample was prepared per Section 200 of EPA-600/4-79-020 for metals analysis.

Respectfully Submitted,

  
Pat Brueckner  
Laboratory Director



# PAT-CHEM LABORATORIES

Customer: **City of Simi Valley**  
500 West Los Angeles Avenue  
Simi Valley, CA 93095

Attention: Ms. Barbara Santos

Report Date: 8-14-98

P.O.#: 38387

Sample I.D.: 40852

Subject: Receiving Water Grab Sample

Sampling Data:

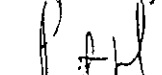
Sample Date:	8-5-98
Sampled By:	City of Simi Valley
S.V.I.D.#:	6977
Location:	W12

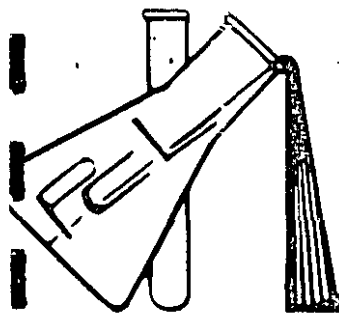
Results:

## EPA Method 508

Parameter	Detection Limit	Analysis
Alpha-BHC	0.01 ug/L	< 0.01 ug/L
Gamma-BHC (lindane)	0.01 ug/L	< 0.01 ug/L
Beta-BHC	0.03 ug/L	< 0.03 ug/L
Heptachlor	0.01 ug/L	< 0.01 ug/L
Delta-BHC	0.01 ug/L	< 0.01 ug/L
Aldrin	0.01 ug/L	< 0.01 ug/L
Heptachlor Epoxide	0.01 ug/L	< 0.01 ug/L
Endosulfan I	0.1 ug/L	< 0.1 ug/L
4,4'-DDE	0.01 ug/L	< 0.01 ug/L
Dieldrin	0.01 ug/L	< 0.01 ug/L
Endrin	0.05 ug/L	< 0.05 ug/L
4,4'-DDD	0.01 ug/L	< 0.01 ug/L
Endosulfan II	0.01 ug/L	< 0.01 ug/L
4,4'-DDT	0.01 ug/L	< 0.01 ug/L
Endrin Aldehyde	0.1 ug/L	< 0.1 ug/L
Endosulfan Sulfate	0.5 ug/L	< 0.5 ug/L
Methoxychlor	0.5 ug/L	< 0.5 ug/L
Toxaphene	1.0 ug/L	< 1.0 ug/L
Chlordane	1.0 ug/L	< 1.0 ug/L

Respectfully Submitted,

  
Pat Brueckner  
Laboratory Director



# PAT-CHEM LABORATORIES

Customer: **City of Simi Valley**  
500 West Los Angeles Avenue  
Simi Valley, CA 93095

Attention: Ms. Barbara Santos

Report Date: 8-14-98

P.O.#: 38387

Sample I.D.: 40852

Subject: Receiving Water Grab Sample

Sampling Data:

Sample Date:	8-5-98
Sampled By:	City of Simi Valley
S.V.I.D.#:	6977
Location:	W12

Results:

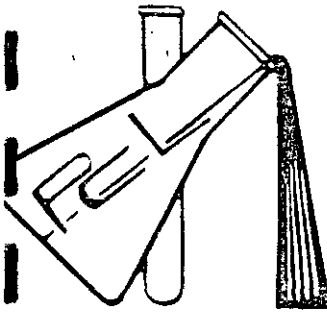
## EPA Method 507

Parameter	Detection Limit	Analysis
Ametryne	0.04 ug/L	< 0.04 ug/L
Cycloate	0.04 ug/L	< 0.04 ug/L
Disulfoton	0.04 ug/L	< 0.04 ug/L
Phenamiphos	0.04 ug/L	< 0.04 ug/L
Prometon	0.04 ug/L	< 0.04 ug/L
Tributylphosphorotrithioite	0.04 ug/L	< 0.04 ug/L
Atrazine	0.04 ug/L	< 0.04 ug/L
Diphenamid	0.04 ug/L	< 0.04 ug/L
Prometryne	0.04 ug/L	< 0.04 ug/L
Propazine	0.04 ug/L	< 0.04 ug/L
Terbutryne	0.04 ug/L	< 0.04 ug/L
Triadimefon	0.04 ug/L	< 0.04 ug/L
Butachlor	0.04 ug/L	< 0.04 ug/L
Carboxin	0.04 ug/L	< 0.04 ug/L
Diazinon	0.04 ug/L	< 0.04 ug/L
Metolachlor	0.04 ug/L	< 0.04 ug/L
Metribuzin	0.04 ug/L	< 0.04 ug/L

Respectfully Submitted,

  
Pat Brueckner  
Laboratory Director





# PAT-CHEM LABORATORIES

Customer: **City of Simi Valley**  
500 West Los Angeles Avenue  
Simi Valley, CA 93095

Attention: Ms. Barbara Santos

Report Date: 8-14-98 P.O.#: 38387

Sample I.D.: 40852

Subject: Receiving Water Grab Sample

Sampling Data:

Sample Date:	8-5-98
Sampled By:	City of Simi Valley
S.V.I.D.#:	6977
Location:	W12

Results:

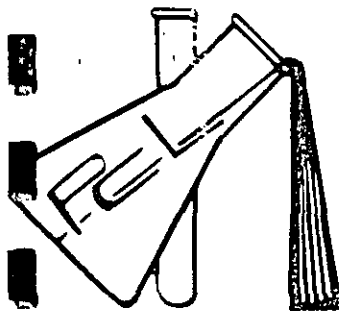
### EPA Method 507

Parameter	Detection Limit	Analysis
MGK 264	0.04 ug/L	< 0.04 ug/L
Norflurazon	0.04 ug/L	< 0.04 ug/L
Terbufos	0.04 ug/L	< 0.04 ug/L
Vernolate	0.04 ug/L	< 0.04 ug/L
Alachlor	0.04 ug/L	< 0.04 ug/L
Atraton	0.04 ug/L	< 0.04 ug/L
Bromacil	0.04 ug/L	< 0.04 ug/L
Butylate	0.04 ug/L	< 0.04 ug/L
Chlorpropham	0.04 ug/L	< 0.04 ug/L
Molinate	0.04 ug/L	< 0.04 ug/L
Dichlorvos	0.04 ug/L	< 0.04 ug/L
Fenarimol	0.04 ug/L	< 0.04 ug/L
Tebuthiuron	0.04 ug/L	< 0.04 ug/L
Terbacil	0.04 ug/L	< 0.04 ug/L

Respectfully Submitted,



Pat Brueckner  
Laboratory Director



# PAT-CHEM LABORATORIES

Customer: **City of Simi Valley**  
500 West Los Angeles Avenue  
Simi Valley, CA 93095

Attention: Ms. Barbara Santos

Report Date: 8-14-98

P.O.#: 38387

Sample I.D.: 40852

Subject: Receiving Water Grab Sample


Sampling Data:

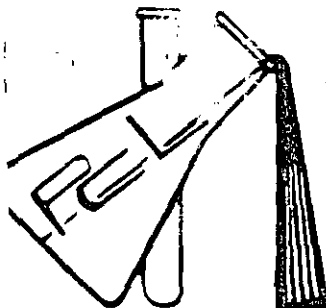
Sample Date:	8-5-98
Sampled By:	City of Simi Valley
S.V.I.D.#:	6977
Location:	W12

Results:

PARAMETER	EPA METHOD	DETECTION LIMIT	ANALYSIS
Acenaphthene	625	2 ug/L	< 2 ug/L
Benzidine	625	5 ug/L	< 5 ug/L
1,2,4-Trichlorobenzene	625	2 ug/L	< 2 ug/L
Hexachlorobenzene	625	3 ug/L	< 3 ug/L
Hexachloroethane	625	2 ug/L	< 2 ug/L
bis-(2-chloroethyl) ether	625	3 ug/L	< 3 ug/L
2-Chloronaphthalene	625	2 ug/L	< 2 ug/L
2,4,6-Trichlorophenol	625	10 ug/L	< 10 ug/L
p-Chloro-m-cresol	625	10 ug/L	< 10 ug/L
2-Chlorophenol	625	10 ug/L	< 10 ug/L
3,3'-Dichlorobenzidine	625	10 ug/L	< 10 ug/L
2,4-Dichlorophenol	625	10 ug/L	< 10 ug/L
2,4-Dimethylphenol	625	5 ug/L	< 5 ug/L
2,4-Dinitrotoluene	625	2 ug/L	< 2 ug/L
2,6-Dinitrotoluene	625	2 ug/L	< 2 ug/L
1,2-Diphenylhydrazine	625	25 ug/L	< 25 ug/L
Fluoranthene	625	2 ug/L	< 2 ug/L
4-Chlorophenyl phenyl ether	625	2 ug/L	< 2 ug/L
4-Bromophenyl phenyl ether	625	2 ug/L	< 2 ug/L
bis-(2-chloroisopropyl) ether	625	2 ug/L	< 2 ug/L

Respectfully Submitted,

  
Pat Brueckner  
Laboratory Director



# PAT-CHEM LABORATORIES

Customer: City of Simi Valley  
500 West Los Angeles Avenue  
Simi Valley, CA 93095

Attention: Ms. Barbara Santos

Report Date: 8-14-98 P.O.#: 38387

Sample I.D.: 40852

Subject: Receiving Water Grab Sample


Sampling Data:

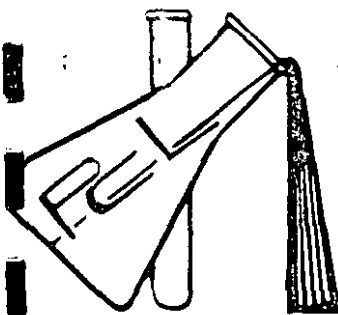
Sample Date:	8-5-98
Sampled By:	City of Simi Valley
S.V.I.D.#:	6977
Location:	W12

## Results:

PARAMETER	EPA METHOD	DETECTION LIMIT	ANALYSIS
bis-(2-chloroethoxy) methane	625	5 ug/L	< 5 ug/L
Hexachlorobutadiene	625	5 ug/L	< 5 ug/L
Hexachlorocyclopentadiene	625	5 ug/L	< 5 ug/L
Isophorone	625	2 ug/L	< 2 ug/L
Naphthalene	625	2 ug/L	< 2 ug/L
Nitrobenzene	625	5 ug/L	< 5 ug/L
2-Nitrophenol	625	10 ug/L	< 10 ug/L
4-Nitrophenol	625	20 ug/L	< 20 ug/L
2,4-Dinitrophenol	625	20 ug/L	< 20 ug/L
4,6-Dinitro-o-cresol	625	20 ug/L	< 20 ug/L
n-Nitrosodimethylamine	625	5 ug/L	< 5 ug/L
n-Nitrosodiphenylamine	625	2 ug/L	< 2 ug/L
n-Nitrosodi-n-propylamine	625	2 ug/L	< 2 ug/L
Pentachlorophenol	625	20 ug/L	< 20 ug/L
Phenol	625	5 ug/L	< 5 ug/L
bis-(2-ethylhexyl) phthalate	625	2 ug/L	< 2 ug/L
Butyl benzyl phthalate	625	2 ug/L	< 2 ug/L
Di-n-butyl phthalate	625	2 ug/L	< 2 ug/L
Di-n-octyl phthalate	625	2 ug/L	< 2 ug/L
Diethyl phthalate	625	2 ug/L	< 2 ug/L
Dimethyl phthalate	625	2 ug/L	< 2 ug/L

Respectfully Submitted,

  
Pat Brueckner  
Laboratory Director



# PAT-CHEM LABORATORIES

Customer: **City of Simi Valley**  
500 West Los Angeles Avenue  
Simi Valley, CA 93095

Attention: Ms. Barbara Santos

Report Date: 8-14-98 P.O.#: 38387

Sample I.D.: 40852

Subject: Receiving Water Grab Sample


Sampling Data:

Sample Date:	8-5-98
Sampled By:	City of Simi Valley
S.V.I.D.#:	6977
Location:	W12

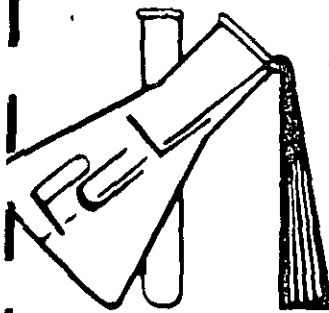
Results:

PARAMETER	EPA METHOD	DETECTION LIMIT	ANALYSIS
Benzo(a)anthracene	625	2 ug/L	< 2 ug/L
Benzo(a)pyrene	625	2 ug/L	< 2 ug/L
Benzo(b)fluoranthene	625	2 ug/L	< 2 ug/L
Benzo(k)fluoranthene	625	2 ug/L	< 2 ug/L
Chrysene	625	2 ug/L	< 2 ug/L
Acenaphthylene	625	2 ug/L	< 2 ug/L
Anthracene	625	2 ug/L	< 2 ug/L
Benzo(ghi)perylene	625	2 ug/L	< 2 ug/L
Benzo(a)anthracene	625	2 ug/L	< 2 ug/L
Dibenzo(a,h)anthracene	625	2 ug/L	< 2 ug/L
Indeno (1,2,3-cd)pyrene	625	2 ug/L	< 2 ug/L
Pyrene	625	2 ug/L	< 2 ug/L

Respectfully Submitted,

  
Pat Brueckner  
Laboratory Director

ATTACHMENT 2  
RECEIVING WATER RESULTS  
W - 11



# PAT-CHEM LABORATORIES

Customer: City of Simi Valley  
500 West Los Angeles Avenue  
Simi Valley, CA 93095

Attention: Ms. Barbara Santos

Report Date: 8-14-98

P.O.#: 38387

Sample I.D.: 40853

Subject: Receiving Water Grab Sample

Sampling Data:


Sample Date:	8-5-98
Sampled By:	City of Simi Valley
S.V.I.D.#:	6978
Location:	W11

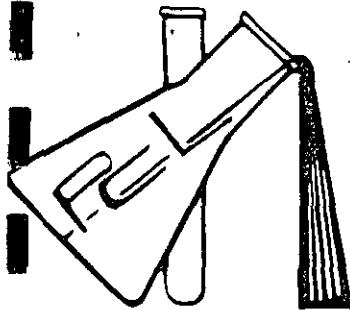
Results:

PARAMETER	EPA METHOD	DETECTION LIMIT	ANALYSIS
Arsenic	200.7	0.1 mg/L	< 0.1 mg/L
Cadmium	200.7	0.02 mg/L	< 0.02 mg/L
Chromium	200.7	0.02 mg/L	< 0.02 mg/L
Copper	200.7	0.02 mg/L	< 0.02 mg/L
Lead	200.7	0.02 mg/L	< 0.02 mg/L
Nickel	200.7	0.02 mg/L	< 0.02 mg/L
Zinc	200.7	0.02 mg/L	< 0.02 mg/L
Oil & Grease	413.1	5 mg/L	< 5 mg/L
TRPH	418.1	5 mg/L	< 5 mg/L
MBAS	425.1	0.05 mg/L	< 0.05 mg/L

Comments: Sample was prepared per Section 200 of EPA-600/4-79-020 for metals analysis.

Respectfully Submitted,

  
Pat Brueckner  
Laboratory Director



# PAT-CHEM LABORATORIES

Customer: **City of Simi Valley**  
500 West Los Angeles Avenue  
Simi Valley, CA 93095

Attention: **Ms. Barbara Santos**

Report Date: **8-14-98**

P.O.#: 38387

Sample I.D.: **40853**

Subject: **Receiving Water Grab Sample**

Sampling Data:

Sample Date:	8-5-98
Sampled By:	City of Simi Valley
S.V.I.D.#:	6978
Location:	W11

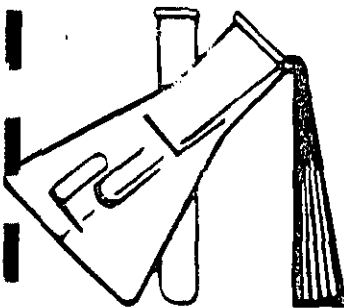
Results:

## EPA Method 508

Parameter	Detection Limit	Analysis
Alpha-BHC	0.01 ug/L	< 0.01 ug/L
Gamma-BHC (lindane)	0.01 ug/L	< 0.01 ug/L
Beta-BHC	0.03 ug/L	< 0.03 ug/L
Heptachlor	0.01 ug/L	< 0.01 ug/L
Delta-BHC	0.01 ug/L	< 0.01 ug/L
Aldrin	0.01 ug/L	< 0.01 ug/L
Heptachlor Epoxide	0.01 ug/L	< 0.01 ug/L
Endosulfan I	0.1 ug/L	< 0.1 ug/L
4,4'-DDE	0.01 ug/L	< 0.01 ug/L
Dieldrin	0.01 ug/L	< 0.01 ug/L
Endrin	0.05 ug/L	< 0.05 ug/L
4,4'-DDD	0.01 ug/L	< 0.01 ug/L
Endosulfan II	0.01 ug/L	< 0.01 ug/L
4,4'-DDT	0.01 ug/L	< 0.01 ug/L
Endrin Aldehyde	0.1 ug/L	< 0.1 ug/L
Endosulfan Sulfate	0.5 ug/L	< 0.5 ug/L
Methoxychlor	0.5 ug/L	< 0.5 ug/L
Toxaphene	1.0 ug/L	< 1.0 ug/L
Chlordane	1.0 ug/L	< 1.0 ug/L

Respectfully Submitted,

  
Pat Brueckner  
Laboratory Director



# PAT-CHEM LABORATORIES

Customer: City of Simi Valley  
500 West Los Angeles Avenue  
Simi Valley, CA 93095

Attention: Ms. Barbara Santos

Report Date: 8-14-98 P.O.#: 38387

Sample I.D.: 40853

Subject: Receiving Water Grab Sample

Sampling Data:

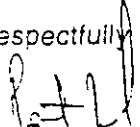
Sample Date:	8-5-98
Sampled By:	City of Simi Valley
S.V.I.D.#:	6978
Location:	W11

Results:

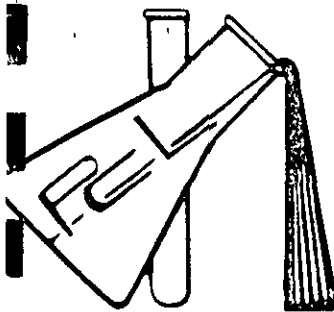
## EPA Method 507

Parameter	Detection Limit	Analysis
Ametryne	0.04 ug/L	< 0.04 ug/L
Cycloate	0.04 ug/L	< 0.04 ug/L
Disulfoton	0.04 ug/L	< 0.04 ug/L
Phenamiphos	0.04 ug/L	< 0.04 ug/L
Prometon	0.04 ug/L	< 0.04 ug/L
Tributylphosphorotrithioite	0.04 ug/L	< 0.04 ug/L
Atrazine	0.04 ug/L	< 0.04 ug/L
Diphenamid	0.04 ug/L	< 0.04 ug/L
Prometryne	0.04 ug/L	< 0.04 ug/L
Propazine	0.04 ug/L	< 0.04 ug/L
Terbutryne	0.04 ug/L	< 0.04 ug/L
Triadimefon	0.04 ug/L	< 0.04 ug/L
Butachlor	0.04 ug/L	< 0.04 ug/L
Carboxin	0.04 ug/L	< 0.04 ug/L
Diazinon	0.04 ug/L	< 0.04 ug/L
Metolachlor	0.04 ug/L	< 0.04 ug/L
Metribuzin	0.04 ug/L	< 0.04 ug/L

Respectfully Submitted,

  
Pat Brueckner  
Laboratory Director





# PAT-CHEM LABORATORIES

Customer: City of Simi Valley  
500 West Los Angeles Avenue  
Simi Valley, CA 93095

Attention: Ms. Barbara Santos

Report Date: 8-14-98 P.O.#: 38387

Sample I.D.: 40853

Subject: Receiving Water Grab Sample

Sampling Data:


Sample Date:	8-5-98
Sampled By:	City of Simi Valley
S.V.I.D.#:	6978
Location:	W11

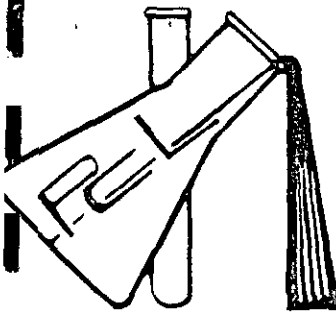
Results:

EPA Method 507

Parameter	Detection Limit	Analysis
MGK 264	0.04 ug/L	< 0.04 ug/L
Norflurazon	0.04 ug/L	< 0.04 ug/L
Terbufos	0.04 ug/L	< 0.04 ug/L
Vernolate	0.04 ug/L	< 0.04 ug/L
Alachlor	0.04 ug/L	< 0.04 ug/L
Atraton	0.04 ug/L	< 0.04 ug/L
Bromacil	0.04 ug/L	< 0.04 ug/L
Butylate	0.04 ug/L	< 0.04 ug/L
Chlorpropham	0.04 ug/L	< 0.04 ug/L
Molinate	0.04 ug/L	< 0.04 ug/L
Dichlorvos	0.04 ug/L	< 0.04 ug/L
Fenarimol	0.04 ug/L	< 0.04 ug/L
Tebuthiuron	0.04 ug/L	< 0.04 ug/L
Terbacil	0.04 ug/L	< 0.04 ug/L

Respectfully Submitted,

  
Pat Brueckner  
Laboratory Director



# PAT-CHEM LABORATORIES

Customer: City of Simi Valley  
500 West Los Angeles Avenue  
Simi Valley, CA 93095

Attention: Ms. Barbara Santos

Report Date: 8-14-98

P.O.#: 38387

Sample I.D.: 40853

Subject: Receiving Water Grab Sample

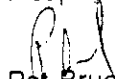
Sampling Data:


Sample Date:	8-5-98
Sampled By:	City of Simi Valley
S.V.I.D.#:	6978
Location:	W11

Results:

PARAMETER	EPA METHOD	DETECTION LIMIT	ANALYSIS
Acenaphthene	625	2 ug/L	< 2 ug/L
Benzidine	625	5 ug/L	< 5 ug/L
1,2,4-Trichlorobenzene	625	2 ug/L	< 2 ug/L
Hexachlorobenzene	625	3 ug/L	< 3 ug/L
Hexachloroethane	625	2 ug/L	< 2 ug/L
bis-(2-chloroethyl) ether	625	3 ug/L	< 3 ug/L
2-Chloronaphthalene	625	2 ug/L	< 2 ug/L
2,4,6-Trichlorophenol	625	10 ug/L	< 10 ug/L
p-Chloro-m-cresol	625	10 ug/L	< 10 ug/L
2-Chlorophenol	625	10 ug/L	< 10 ug/L
3,3'-Dichlorobenzidine	625	10 ug/L	< 10 ug/L
2,4-Dichlorophenol	625	10 ug/L	< 10 ug/L
2,4-Dimethylphenol	625	5 ug/L	< 5 ug/L
2,4-Dinitrotoluene	625	2 ug/L	< 2 ug/L
2,6-Dinitrotoluene	625	2 ug/L	< 2 ug/L
1,2-Diphenylhydrazine	625	25 ug/L	< 25 ug/L
Fluoranthene	625	2 ug/L	< 2 ug/L
4-Chlorophenyl phenyl ether	625	2 ug/L	< 2 ug/L
4-Bromophenyl phenyl ether	625	2 ug/L	< 2 ug/L
bis-(2-chloroisopropyl) ether	625	2 ug/L	< 2 ug/L

Respectfully Submitted,

  
Pat Brueckner  
Laboratory Director



# PAT-CHEM LABORATORIES

Customer: **City of Simi Valley**  
500 West Los Angeles Avenue  
Simi Valley, CA 93095

Attention: Ms. Barbara Santos

Report Date: 8-14-98

P.O.#: 38387

Sample I.D.: 40853

Subject: Receiving Water Grab Sample


Sampling Data:


Sample Date:	8-5-98
Sampled By:	City of Simi Valley
S.V.I.D.#:	6978
Location:	W11

Results:

PARAMETER	EPA METHOD	DETECTION LIMIT	ANALYSIS
bis-(2-chloroethoxy) methane	625	5 ug/L	< 5 ug/L
Hexachlorobutadiene	625	5 ug/L	< 5 ug/L
Hexachlorocyclopentadiene	625	5 ug/L	< 5 ug/L
Isophorone	625	2 ug/L	< 2 ug/L
Naphthalene	625	2 ug/L	< 2 ug/L
Nitrobenzene	625	5 ug/L	< 5 ug/L
2-Nitrophenol	625	10 ug/L	< 10 ug/L
4-Nitrophenol	625	20 ug/L	< 20 ug/L
2,4-Dinitrophenol	625	20 ug/L	< 20 ug/L
4,6-Dinitro-o-cresol	625	20 ug/L	< 20 ug/L
n-Nitrosodimethylamine	625	5 ug/L	< 5 ug/L
n-Nitrosodiphenylamine	625	2 ug/L	< 2 ug/L
n-Nitrosodi-n-propylamine	625	2 ug/L	< 2 ug/L
Pentachlorophenol	625	20 ug/L	< 20 ug/L
Phenol	625	5 ug/L	< 5 ug/L
bis-(2-ethylhexyl) phthalate	625	2 ug/L	< 2 ug/L
Butyl benzyl phthalate	625	2 ug/L	< 2 ug/L
Di-n-butyl phthalate	625	2 ug/L	< 2 ug/L
Di-n-octyl phthalate	625	2 ug/L	< 2 ug/L
Diethyl phthalate	625	2 ug/L	< 2 ug/L
Dimethyl phthalate	625	2 ug/L	< 2 ug/L

Respectfully Submitted,

  
Pat Brueckner  
Laboratory Director



# PAT-CHEM LABORATORIES

Customer: City of Simi Valley  
500 West Los Angeles Avenue  
Simi Valley, CA 93095

Attention: Ms. Barbara Santos

Report Date: 8-14-98

P.O.#: 38387

Sample I.D.: 40853

Subject: Receiving Water Grab Sample


Sampling Data:

Sample Date:	8-5-98
Sampled By:	City of Simi Valley
S.V.I.D.#:	6978
Location:	W11

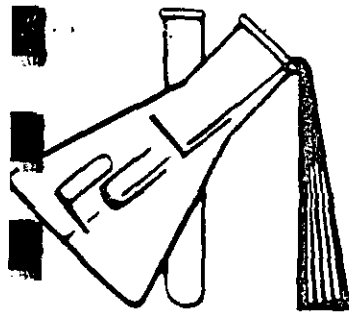
Results:

PARAMETER	EPA METHOD	DETECTION LIMIT	ANALYSIS
Benzo(a)anthracene	625	2 ug/L	< 2 ug/L
Benzo(a)pyrene	625	2 ug/L	< 2 ug/L
Benzo(b)fluoranthene	625	2 ug/L	< 2 ug/L
Benzo(k)fluoranthene	625	2 ug/L	< 2 ug/L
Chrysene	625	2 ug/L	< 2 ug/L
Acenaphthylene	625	2 ug/L	< 2 ug/L
Anthracene	625	2 ug/L	< 2 ug/L
Benzo(ghi)perylene	625	2 ug/L	< 2 ug/L
Benzo(a)anthracene	625	2 ug/L	< 2 ug/L
Dibenzo(a,h)anthracene	625	2 ug/L	< 2 ug/L
Indeno (1,2,3-cd)pyrene	625	2 ug/L	< 2 ug/L
Pyrene	625	2 ug/L	< 2 ug/L

Respectfully Submitted,

  
Pat Brueckner  
Laboratory Director

ATTACHMENT 3  
RECEIVING WATER RESULTS  
W - 10



# PAT-CHEM LABORATORIES

Customer: City of Simi Valley  
500 West Los Angeles Avenue  
Simi Valley, CA 93095

Attention: Ms. Barbara Santos

Report Date: 8-14-98 P.O.#: 38387

Sample I.D.: 40854

Subject: Receiving Water Grab Sample

Sampling Data:

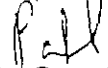
Sample Date:	8-5-98
Sampled By:	City of Simi Valley
S.V.I.D.#:	6979
Location:	W10


Results:

PARAMETER	EPA METHOD	DETECTION LIMIT	ANALYSIS
Arsenic	200.7	0.1 mg/L	< 0.1 mg/L
Cadmium	200.7	0.02 mg/L	< 0.02 mg/L
Chromium	200.7	0.02 mg/L	< 0.02 mg/L
Copper	200.7	0.02 mg/L	< 0.02 mg/L
Lead	200.7	0.02 mg/L	< 0.02 mg/L
Nickel	200.7	0.02 mg/L	< 0.02 mg/L
Zinc	200.7	0.02 mg/L	< 0.02 mg/L
Oil & Grease	413.1	5 mg/L	< 5 mg/L
TRPH	418.1	5 mg/L	< 5 mg/L
MBAS	425.1	0.05 mg/L	0.11 mg/L

Comments: Sample was prepared per Section 200 of EPA-600/4-79-020 for metals analysis.

Respectfully Submitted,

  
Pat Brueckner  
Laboratory Director



# PAT-CHEM LABORATORIES

Customer: **City of Simi Valley**  
500 West Los Angeles Avenue  
Simi Valley, CA 93095

Attention: Ms. Barbara Santos

Report Date: 8-14-98

P.O.#: 38387

Sample I.D.: 40854

Subject: Receiving Water Grab Sample

Sampling Data:


Sample Date:	8-5-98
Sampled By:	City of Simi Valley
S.V.I.D.#:	6979
Location:	W10


Results:

## EPA Method 508

Parameter	Detection Limit	Analysis
Alpha-BHC	0.01 ug/L	< 0.01 ug/L
Gamma-BHC (lindane)	0.01 ug/L	< 0.01 ug/L
Beta-BHC	0.03 ug/L	< 0.03 ug/L
Heptachlor	0.01 ug/L	< 0.01 ug/L
Delta-BHC	0.01 ug/L	< 0.01 ug/L
Aldrin	0.01 ug/L	< 0.01 ug/L
Heptachlor Epoxide	0.01 ug/L	< 0.01 ug/L
Endosulfan I	0.1 ug/L	< 0.1 ug/L
4,4'-DDE	0.01 ug/L	< 0.01 ug/L
Dieldrin	0.01 ug/L	< 0.01 ug/L
Endrin	0.05 ug/L	< 0.05 ug/L
4,4'-DDD	0.01 ug/L	< 0.01 ug/L
Endosulfan II	0.01 ug/L	< 0.01 ug/L
4,4'-DDT	0.01 ug/L	< 0.01 ug/L
Endrin Aldehyde	0.1 ug/L	< 0.1 ug/L
Endosulfan Sulfate	0.5 ug/L	< 0.5 ug/L
Methoxychlor	0.5 ug/L	< 0.5 ug/L
Toxaphene	1.0 ug/L	< 1.0 ug/L
Chlordane	1.0 ug/L	< 1.0 ug/L

Respectfully Submitted,

  
Pat Brueckner  
Laboratory Director



# PAT-CHEM LABORATORIES

Customer: **City of Simi Valley**  
500 West Los Angeles Avenue  
Simi Valley, CA 93095

Attention: Ms. Barbara Santos

Report Date: 8-14-98 P.O.#: 38387

Sample I.D.: 40854

Subject: Receiving Water Grab Sample

Sampling Data:


Sample Date:	8-5-98
Sampled By:	City of Simi Valley
S.V.I.D.#:	6979
Location:	W10

Results:

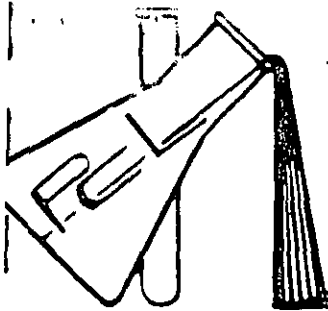
**EPA Method 507**

Parameter	Detection Limit	Analysis
Ametryne	0.04 ug/L	< 0.04 ug/L
Cycloate	0.04 ug/L	< 0.04 ug/L
Disulfoton	0.04 ug/L	< 0.04 ug/L
Phenamiphos	0.04 ug/L	< 0.04 ug/L
Prometon	0.04 ug/L	< 0.04 ug/L
Tributylphosphorotrithioite	0.04 ug/L	< 0.04 ug/L
Atrazine	0.04 ug/L	< 0.04 ug/L
Diphenamid	0.04 ug/L	< 0.04 ug/L
Prometryne	0.04 ug/L	< 0.04 ug/L
Propazine	0.04 ug/L	< 0.04 ug/L
Terbutryne	0.04 ug/L	< 0.04 ug/L
Triadimefon	0.04 ug/L	< 0.04 ug/L
Butachlor	0.04 ug/L	< 0.04 ug/L
Carboxin	0.04 ug/L	< 0.04 ug/L
Diazinon	0.04 ug/L	< 0.04 ug/L
Metolachlor	0.04 ug/L	< 0.04 ug/L
Metribuzin	0.04 ug/L	< 0.04 ug/L

Respectfully Submitted,

  
Pat Brueckner  
Laboratory Director





# PAT-CHEM LABORATORIES

Customer: City of Simi Valley  
500 West Los Angeles Avenue  
Simi Valley, CA 93095

Attention: Ms. Barbara Santos

Report Date: 8-14-98

P.O.#: 38387

Sample I.D.: 40854

Subject: Receiving Water Grab Sample

Sampling Data:


Sample Date:	8-5-98
Sampled By:	City of Simi Valley
S.V.I.D.#:	6979
Location:	W10

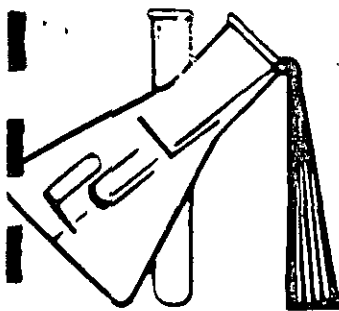
Results:

## EPA Method 507

Parameter	Detection Limit	Analysis
MGK 264	0.04 ug/L	< 0.04 ug/L
Norflurazon	0.04 ug/L	< 0.04 ug/L
Terbufos	0.04 ug/L	< 0.04 ug/L
Vernolate	0.04 ug/L	< 0.04 ug/L
Alachlor	0.04 ug/L	< 0.04 ug/L
Atraton	0.04 ug/L	< 0.04 ug/L
Bromacil	0.04 ug/L	< 0.04 ug/L
Butylate	0.04 ug/L	< 0.04 ug/L
Chlorpropham	0.04 ug/L	< 0.04 ug/L
Molinate	0.04 ug/L	< 0.04 ug/L
Dichlorvos	0.04 ug/L	< 0.04 ug/L
Fenarimol	0.04 ug/L	< 0.04 ug/L
Tebuthiuron	0.04 ug/L	< 0.04 ug/L
Terbacil	0.04 ug/L	< 0.04 ug/L

Respectfully Submitted,

  
Pat Brueckner  
Laboratory Director



# PAT-CHEM LABORATORIES

Customer: City of Simi Valley  
500 West Los Angeles Avenue  
Simi Valley, CA 93095

Attention: Ms. Barbara Santos

Report Date: 8-14-98

P.O.#: 38387

Sample I.D.: 40854

Subject: Receiving Water Grab Sample

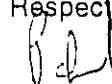
Sampling Data:

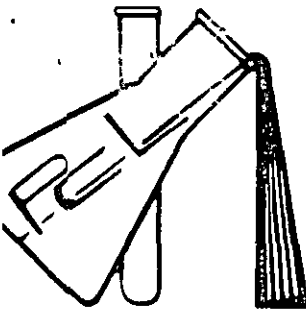
Sample Date:	8-5-98
Sampled By:	City of Simi Valley
S.V.I.D.#:	6979
Location:	W10

Results:

PARAMETER	EPA METHOD	DETECTION LIMIT	ANALYSIS
Acenaphthene	625	2 ug/L	< 2 ug/L
Benzidine	625	5 ug/L	< 5 ug/L
1,2,4-Trichlorobenzene	625	2 ug/L	< 2 ug/L
Hexachlorobenzene	625	3 ug/L	< 3 ug/L
Hexachloroethane	625	2 ug/L	< 2 ug/L
bis-(2-chloroethyl) ether	625	3 ug/L	< 3 ug/L
2-Chloronaphthalene	625	2 ug/L	< 2 ug/L
2,4,6-Trichlorophenol	625	10 ug/L	< 10 ug/L
p-Chloro-m-cresol	625	10 ug/L	< 10 ug/L
2-Chlorophenol	625	10 ug/L	< 10 ug/L
3,3'-Dichlorobenzidine	625	10 ug/L	< 10 ug/L
2,4-Dichlorophenol	625	10 ug/L	< 10 ug/L
2,4-Dimethylphenol	625	5 ug/L	< 5 ug/L
2,4-Dinitrotoluene	625	2 ug/L	< 2 ug/L
2,6-Dinitrotoluene	625	2 ug/L	< 2 ug/L
1,2-Diphenylhydrazine	625	25 ug/L	< 25 ug/L
Fluoranthene	625	2 ug/L	< 2 ug/L
4-Chlorophenyl phenyl ether	625	2 ug/L	< 2 ug/L
4-Bromophenyl phenyl ether	625	2 ug/L	< 2 ug/L
bis-(2-chloroisopropyl) ether	625	2 ug/L	< 2 ug/L

Respectfully Submitted,

  
Pat Brueckner  
Laboratory Director



# PAT-CHEM LABORATORIES

Customer: **City of Simi Valley**  
500 West Los Angeles Avenue  
Simi Valley, CA 93095

Attention: Ms. Barbara Santos

Report Date: 8-14-98

P.O.#: 38387

Sample I.D.: 40854

Subject: Receiving Water Grab Sample


Sampling Data:

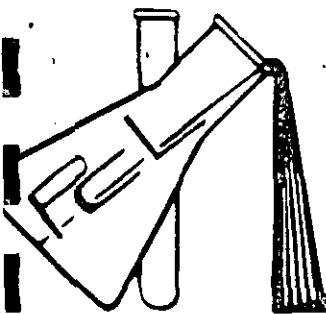
Sample Date:	8-5-98
Sampled By:	City of Simi Valley
S.V.I.D.#:	6979
Location:	W10

Results:

PARAMETER	EPA METHOD	DETECTION LIMIT	ANALYSIS
bis-(2-chloroethoxy) methane	625	5 ug/L	< 5 ug/L
Hexachlorobutadiene	625	5 ug/L	< 5 ug/L
Hexachlorocyclopentadiene	625	5 ug/L	< 5 ug/L
Isophorone	625	2 ug/L	< 2 ug/L
Naphthalene	625	2 ug/L	< 2 ug/L
Nitrobenzene	625	5 ug/L	< 5 ug/L
2-Nitrophenol	625	10 ug/L	< 10 ug/L
4-Nitrophenol	625	20 ug/L	< 20 ug/L
2,4-Dinitrophenol	625	20 ug/L	< 20 ug/L
4,6-Dinitro-o-cresol	625	20 ug/L	< 20 ug/L
n-Nitrosodimethylamine	625	5 ug/L	< 5 ug/L
n-Nitrosodiphenylamine	625	2 ug/L	< 2 ug/L
n-Nitrosodi-n-propylamine	625	2 ug/L	< 2 ug/L
Pentachlorophenol	625	20 ug/L	< 20 ug/L
Phenol	625	5 ug/L	< 5 ug/L
bis-(2-ethylhexyl) phthalate	625	2 ug/L	< 2 ug/L
Butyl benzyl phthalate	625	2 ug/L	< 2 ug/L
Di-n-butyl phthalate	625	2 ug/L	< 2 ug/L
Di-n-octyl phthalate	625	2 ug/L	< 2 ug/L
Diethyl phthalate	625	2 ug/L	< 2 ug/L
Dimethyl phthalate	625	2 ug/L	< 2 ug/L

Respectfully Submitted,

  
Pat Brueckner  
Laboratory Director



# PAT-CHEM LABORATORIES

Customer: **City of Simi Valley**  
500 West Los Angeles Avenue  
Simi Valley, CA 93095

Attention: Ms. Barbara Santos

Report Date: 8-14-98

P.O.#: 38387

Sample I.D.: 40854

Subject: Receiving Water Grab Sample

Sampling Data:

Sample Date:	8-5-98
Sampled By:	City of Simi Valley
S.V.I.D.#:	6979
Location:	W10

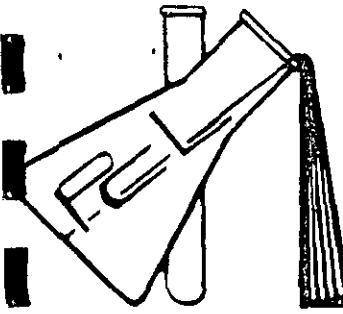
Results:

PARAMETER	EPA METHOD	DETECTION LIMIT	ANALYSIS
Benzo(a)anthracene	625	2 ug/L	< 2 ug/L
Benzo(a)pyrene	625	2 ug/L	< 2 ug/L
Benzo(b)fluoranthene	625	2 ug/L	< 2 ug/L
Benzo(k)fluoranthene	625	2 ug/L	< 2 ug/L
Chrysene	625	2 ug/L	< 2 ug/L
Acenaphthylene	625	2 ug/L	< 2 ug/L
Anthracene	625	2 ug/L	< 2 ug/L
Benzo(ghi)perylene	625	2 ug/L	< 2 ug/L
Benzo(a)anthracene	625	2 ug/L	< 2 ug/L
Dibenzo(a,h)anthracene	625	2 ug/L	< 2 ug/L
Indeno (1,2,3-cd)pyrene	625	2 ug/L	< 2 ug/L
Pyrene	625	2 ug/L	< 2 ug/L

Respectfully Submitted,

  
Pat Brueckner  
Laboratory Director

ATTACHMENT 4  
QA/OC REPORT



# PAT-CHEM LABORATORIES

Customer: City of Simi Valley  
500 West Los Angeles Avenue  
Simi Valley, CA 93095

Attention: Ms. Barbara Santos

Report Date: 8-14-98 P.O.#: 38387

Sample I.D.: 40852, 40853, 40854

Subject: QA/QC Report - Blank

Sampling Data:


Analysis Date:	8-7-98
S.V.I.D.#:	6977, 6978, 6979

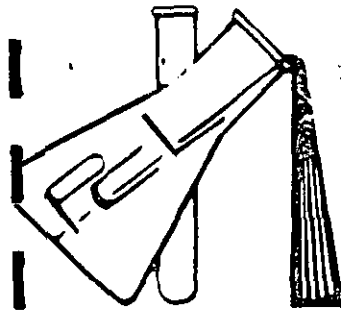
Results:

PARAMETER	EPA METHOD	DETECTION LIMIT	ANALYSIS
Arsenic	200.7	0.1 mg/L	< 0.1 mg/L
Cadmium	200.7	0.02 mg/L	< 0.02 mg/L
Chromium	200.7	0.02 mg/L	< 0.02 mg/L
Copper	200.7	0.02 mg/L	< 0.02 mg/L
Lead	200.7	0.02 mg/L	< 0.02 mg/L
Nickel	200.7	0.02 mg/L	< 0.02 mg/L
Zinc	200.7	0.02 mg/L	< 0.02 mg/L
Oil & Grease	413.1	5 mg/L	< 5 mg/L
TRPH	418.1	5 mg/L	< 5 mg/L
MBAS	425.1	0.05 mg/L	< 0.05 mg/L

Comments: Sample was prepared per Section 200 of EPA-600/4-79-020 for metals analysis.

Respectfully Submitted,

  
Pat Brueckner  
Laboratory Director



# PAT-CHEM LABORATORIES

Customer: **City of Simi Valley**  
500 West Los Angeles Avenue  
Simi Valley, CA 93095

Attention: Ms. Barbara Santos

Report Date: 8-14-98 P.O.#: 38387

Sample I.D.: 40852, 40853, 40854

Subject: QA/QC Report - Blank

Sampling Data:


Analysis Date:	8-7-98
S.V.I.D.#:	6977, 6978, 6979


Results:

## EPA Method 508

Parameter	Detction Limit	Analysis
Alpha-BHC	0.01 ug/L	< 0.01 ug/L
Gamma-BHC (lindane)	0.01 ug/L	< 0.01 ug/L
Beta-BHC	0.03 ug/L	< 0.03 ug/L
Heptachlor	0.01 ug/L	< 0.01 ug/L
Delta-BHC	0.01 ug/L	< 0.01 ug/L
Aldrin	0.01 ug/L	< 0.01 ug/L
Heptachlor Epoxide	0.01 ug/L	< 0.01 ug/L
Endosulfan I	0.1 ug/L	< 0.1 ug/L
4,4'-DDE	0.01 ug/L	< 0.01 ug/L
Dieldrin	0.01 ug/L	< 0.01 ug/L
Endrin	0.05 ug/L	< 0.05 ug/L
4,4'-DDD	0.01 ug/L	< 0.01 ug/L
Endosulfan II	0.01 ug/L	< 0.01 ug/L
4,4'-DDT	0.01 ug/L	< 0.01 ug/L
Endrin Aldehyde	0.1 ug/L	< 0.1 ug/L
Endosulfan Sulfate	0.5 ug/L	< 0.5 ug/L
Methoxychlor	0.5 ug/L	< 0.5 ug/L
Toxaphene	1.0 ug/L	< 1.0 ug/L
Chlordane	1.0 ug/L	< 1.0 ug/L

Respectfully Submitted,

  
Pat Brueckner  
Laboratory Director



# PAT-CHEM LABORATORIES

Customer: City of Simi Valley  
500 West Los Angeles Avenue  
Simi Valley, CA 93095

Attention: Ms. Barbara Santos

Report Date: 8-14-98 P.O.#: 38387

Sample I.D.: 40852, 40853, 40854

Subject: QA/QC Report - Blank

Sampling Data:


Analysis Date:	8-7-98
S.V.I.D.#:	6977, 6978, 6979

Results:

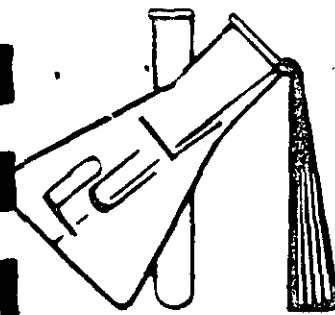
## EPA Method 507

Parameter	Detection Limit	Analysis
Ametryne	0.04 ug/L	< 0.04 ug/L
Cycloate	0.04 ug/L	< 0.04 ug/L
Disulfoton	0.04 ug/L	< 0.04 ug/L
Phenamiphos	0.04 ug/L	< 0.04 ug/L
Prometon	0.04 ug/L	< 0.04 ug/L
Tributylphosphorotrithioite	0.04 ug/L	< 0.04 ug/L
Atrazine	0.04 ug/L	< 0.04 ug/L
Diphenamid	0.04 ug/L	< 0.04 ug/L
Prometryne	0.04 ug/L	< 0.04 ug/L
Propazine	0.04 ug/L	< 0.04 ug/L
Terbutryne	0.04 ug/L	< 0.04 ug/L
Triadimefon	0.04 ug/L	< 0.04 ug/L
Butachlor	0.04 ug/L	< 0.04 ug/L
Carboxin	0.04 ug/L	< 0.04 ug/L
Diazinon	0.04 ug/L	< 0.04 ug/L
Metolachlor	0.04 ug/L	< 0.04 ug/L
Metribuzin	0.04 ug/L	< 0.04 ug/L

Respectfully Submitted,

  
Pat Brueckner  
Laboratory Director





# PAT-CHEM LABORATORIES

Customer: City of Simi Valley  
500 West Los Angeles Avenue  
Simi Valley, CA 93095

Attention: Ms. Barbara Santos

Report Date: 8-14-98

P.O.#: 38387

Sample I.D.: 40852, 40853, 40854

Subject: QA/QC Report - Blank

Sampling Data:

Analysis Date:	8-7-98
S.V.I.D.#:	6977, 6978, 6979

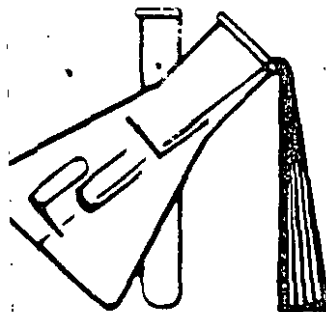
Results:

## EPA Method 507

Parameter	Detection Limit	Analysis
MGK 264	0.04 ug/L	< 0.04 ug/L
Norflurazon	0.04 ug/L	< 0.04 ug/L
Terbufos	0.04 ug/L	< 0.04 ug/L
Vernolate	0.04 ug/L	< 0.04 ug/L
Alachlor	0.04 ug/L	< 0.04 ug/L
Atraton	0.04 ug/L	< 0.04 ug/L
Bromacil	0.04 ug/L	< 0.04 ug/L
Butylate	0.04 ug/L	< 0.04 ug/L
Chlorpropham	0.04 ug/L	< 0.04 ug/L
Molinate	0.04 ug/L	< 0.04 ug/L
Dichlorvos	0.04 ug/L	< 0.04 ug/L
Fenarimol	0.04 ug/L	< 0.04 ug/L
Tebuthiuron	0.04 ug/L	< 0.04 ug/L
Terbacil	0.04 ug/L	< 0.04 ug/L

Respectfully Submitted,

Pat Brueckner  
Laboratory Director



# PAT-CHEM LABORATORIES

Customer: City of Simi Valley  
500 West Los Angeles Avenue  
Simi Valley, CA 93095

Attention: Ms. Barbara Santos

Report Date: 8-14-98

P.O.#: 38387

Sample I.D.: 40852, 40853, 40854

Subject: QA/QC Report - Blank


Sampling Data:


Analysis Date:	8-7-98
S.V.I.D.#:	6977, 6978, 6979

Results:

PARAMETER	EPA METHOD	DETECTION LIMIT	ANALYSIS
Acenaphthene	625	2 ug/L	< 2 ug/L
Benzidine	625	5 ug/L	< 5 ug/L
1,2,4-Trichlorobenzene	625	2 ug/L	< 2 ug/L
Hexachlorobenzene	625	3 ug/L	< 3 ug/L
Hexachloroethane	625	2 ug/L	< 2 ug/L
bis-(2-chloroethyl) ether	625	3 ug/L	< 3 ug/L
2-Chloronaphthalene	625	2 ug/L	< 2 ug/L
2,4,6-Trichlorophenol	625	10 ug/L	< 10 ug/L
p-Chloro-m-cresol	625	10 ug/L	< 10 ug/L
2-Chlorophenol	625	10 ug/L	< 10 ug/L
3,3'-Dichlorobenzidine	625	10 ug/L	< 10 ug/L
2,4-Dichlorophenol	625	10 ug/L	< 10 ug/L
2,4-Dimethylphenol	625	5 ug/L	< 5 ug/L
2,4-Dinitrotoluene	625	2 ug/L	< 2 ug/L
2,6-Dinitrotoluene	625	2 ug/L	< 2 ug/L
1,2-Diphenylhydrazine	625	25 ug/L	< 25 ug/L
Fluoranthene	625	2 ug/L	< 2 ug/L
4-Chlorophenyl phenyl ether	625	2 ug/L	< 2 ug/L
4-Bromophenyl phenyl ether	625	2 ug/L	< 2 ug/L
bis-(2-chloroisopropyl) ether	625	2 ug/L	< 2 ug/L

Respectfully Submitted,

  
Pat Brueckner  
Laboratory Director



# PAT-CHEM LABORATORIES

Customer: **City of Simi Valley**  
500 West Los Angeles Avenue  
Simi Valley, CA 93095

Attention: Ms. Barbara Santos

Report Date: 8-14-98 P.O.#: 38387

Sample I.D.: 40852, 40853, 40854

Subject: QA/QC Report - Blank

Sampling Data:


Analysis Date:	8-7-98
S.V.I.D.#:	6977, 6978, 6979

Results:

PARAMETER	EPA METHOD	DETECTION LIMIT	ANALYSIS
bis-(2-chloroethoxy) methane	625	5 ug/L	< 5 ug/L
Hexachlorobutadiene	625	5 ug/L	< 5 ug/L
Hexachlorocyclopentadiene	625	5 ug/L	< 5 ug/L
Isophorone	625	2 ug/L	< 2 ug/L
Naphthalene	625	2 ug/L	< 2 ug/L
Nitrobenzene	625	5 ug/L	< 5 ug/L
2-Nitrophenol	625	10 ug/L	< 10 ug/L
4-Nitrophenol	625	20 ug/L	< 20 ug/L
2,4-Dinitrophenol	625	20 ug/L	< 20 ug/L
4,6-Dinitro-o-cresol	625	20 ug/L	< 20 ug/L
n-Nitrosodimethylamine	625	5 ug/L	< 5 ug/L
n-Nitrosodiphenylamine	625	2 ug/L	< 2 ug/L
n-Nitrosodi-n-propylamine	625	2 ug/L	< 2 ug/L
Pentachlorophenol	625	20 ug/L	< 20 ug/L
Phenol	625	5 ug/L	< 5 ug/L
bis-(2-ethylhexyl) phthalate	625	2 ug/L	< 2 ug/L
Butyl benzyl phthalate	625	2 ug/L	< 2 ug/L
Di-n-butyl phthalate	625	2 ug/L	< 2 ug/L
Di-n-octyl phthalate	625	2 ug/L	< 2 ug/L
Diethyl phthalate	625	2 ug/L	< 2 ug/L
Dimethyl phthalate	625	2 ug/L	< 2 ug/L

Respectfully Submitted,

*Pat*  
Pat Brueckner  
Laboratory Director



# PAT-CHEM LABORATORIES

Customer: **City of Simi Valley**  
500 West Los Angeles Avenue  
Simi Valley, CA 93095

Attention: Ms. Barbara Santos

Report Date: 8-14-98 P.O.#: 38387

Sample I.D.: 40852, 40853, 40854

Subject: QA/QC Report - Blank


Sampling Data:


Analysis Date:	8-7-98
S.V.I.D.#:	6977, 6978, 6979

Results:

PARAMETER	EPA METHOD	DETECTION LIMIT	ANALYSIS
Benzo(a)anthracene	625	2 ug/L	< 2 ug/L
Benzo(a)pyrene	625	2 ug/L	< 2 ug/L
Benzo(b)fluoranthene	625	2 ug/L	< 2 ug/L
Benzo(k)fluoranthene	625	2 ug/L	< 2 ug/L
Chrysene	625	2 ug/L	< 2 ug/L
Acenaphthylene	625	2 ug/L	< 2 ug/L
Anthracene	625	2 ug/L	< 2 ug/L
Benzo(ghi)perylene	625	2 ug/L	< 2 ug/L
Benzo(a)anthracene	625	2 ug/L	< 2 ug/L
Dibenzo(a,h)anthracene	625	2 ug/L	< 2 ug/L
Indeno (1,2,3-cd)pyrene	625	2 ug/L	< 2 ug/L
Pyrene	625	2 ug/L	< 2 ug/L

Respectfully Submitted,

  
Pat Brueckner  
Laboratory Director



# PAT-CHEM LABORATORIES

Customer: City of Simi Valley  
500 West Los Angeles Avenue  
Simi Valley, CA 93095

Attention: Ms. Barbara Santos

Report Date: 8-14-98 P.O.#: 38387

Sample I.D.: 40852, 40853, 40854


Subject: QA/QC Report - Matrix Spike


Sampling Data:

Analysis Date:	8-7-98
S.V.I.D.#:	6977, 6978, 6979

Results:

PARAMETER	EPA METHOD	DETECTION LIMIT	Spike % Rec.
Arsenic	200.7	0.1 mg/L	102 %
Cadmium	200.7	0.02 mg/L	98 %
Chromium	200.7	0.02 mg/L	93 %
Copper	200.7	0.02 mg/L	92 %
Lead	200.7	0.02 mg/L	95 %
Nickel	200.7	0.02 mg/L	94 %
Zinc	200.7	0.02 mg/L	96 %
Oil & Grease	413.1	5 mg/L	---
TRPH	418.1	5 mg/L	---
MBAS	425.1	0.05 mg/L	95 %

Respectfully Submitted,  
  
Pat Brueckner  
Laboratory Director



# PAT-CHEM LABORATORIES

Customer: City of Simi Valley  
500 West Los Angeles Avenue  
Simi Valley, CA 93095

Attention: Ms. Barbara Santos

Report Date: 8-14-98 P.O.#: 38387

Sample I.D.: 40852, 40853, 40854

Subject: QA/QC Report - Matrix Spike


Sampling Data:

Analysis Date:	8-7-98
S.V.I.D.#:	6977, 6978, 6979

Results:

PARAMETER	EPA METHOD	DETECTION LIMIT	QC Spike % Rec.
Arsenic	200.7	0.1 mg/L	91 %
Cadmium	200.7	0.02 mg/L	97 %
Chromium	200.7	0.02 mg/L	91 %
Copper	200.7	0.02 mg/L	95 %
Lead	200.7	0.02 mg/L	97 %
Nickel	200.7	0.02 mg/L	96 %
Zinc	200.7	0.02 mg/L	98 %
Oil & Grease	413.1	5 mg/L	---
TRPH	418.1	5 mg/L	---
MBAS	425.1	0.05 mg/L	93 %

Respectfully Submitted,

  
Pat Brueckner  
Laboratory Director