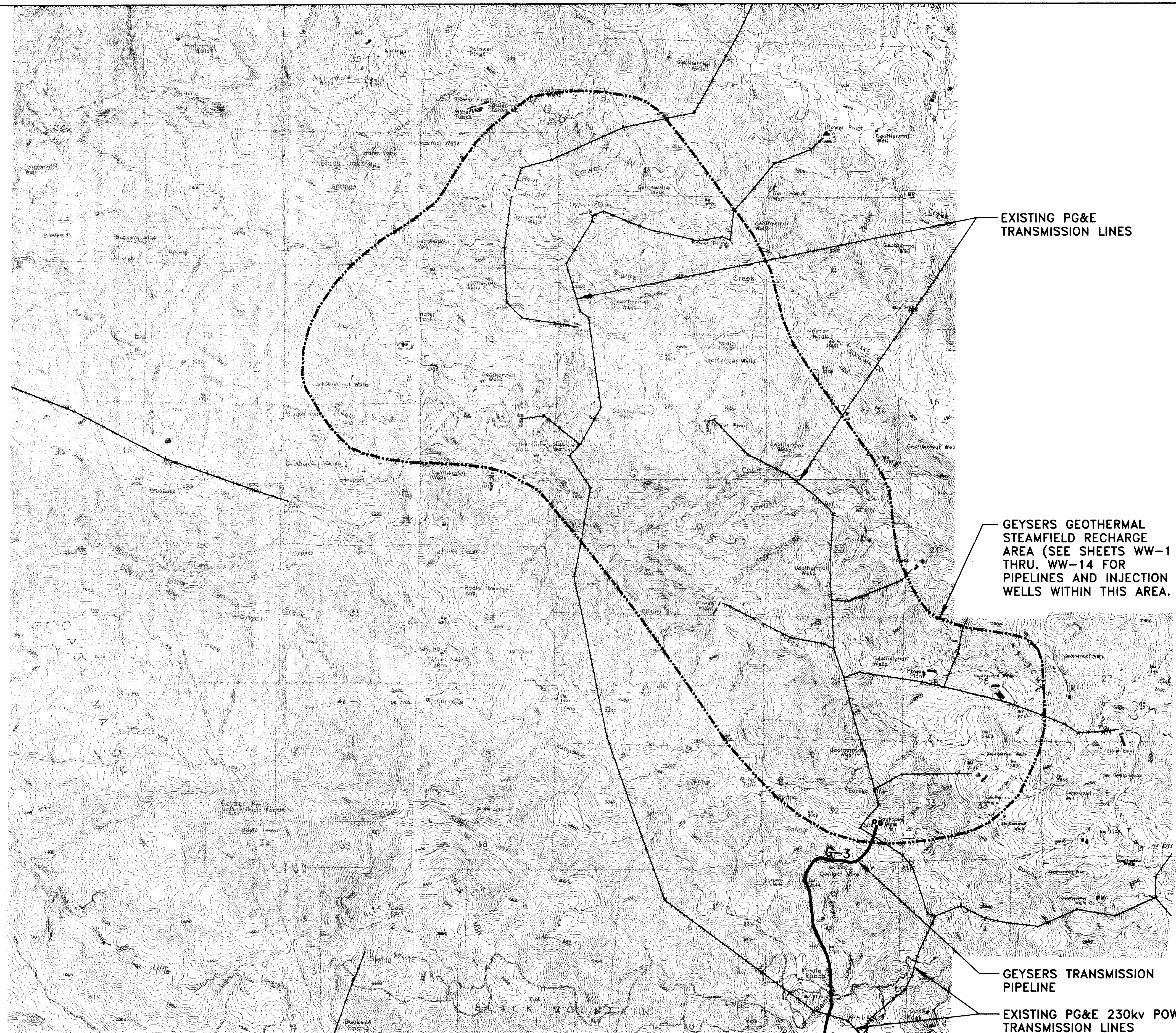



- 1) FOR DETAILED TRANSMISSION PIPING, DISTRIBUTION PIPING AND PUMP STATION INFORMATION SEE THE "STORAGE TRANSMISSION AND IRRIGATION DISTRIBUTION PIPELINES" DRAWINGS (SHEETS E-2A-P THROUGH H-1D-P AND PA-1 THROUGH PA-7).
- 2) FOR DETAILED RESERVOIR AND ANCILLARY FACILITY INFORMATION SEE THE RESERVOIR DRAWINGS (SHEETS RES-1 THROUGH RES-12).
- 3) FOR DETAILED GEYSERS GEOTHERMAL STEAMFIELD RECHARGE AREA DISTRIBUTION PIPING SEE GEYSER DISTRIBUTION PIPING DRAWINGS (SHEETS WW1 THROUGH WW14).



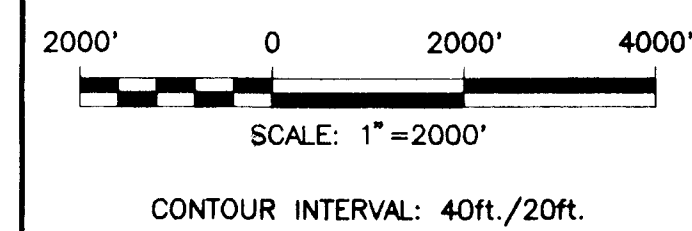
					PROJECT NO. 723129	DATE
					DESIGNED BY: J. TRISLER, T. WOODING	8/95
					DRAWN BY: L. FLUKER	8/95
NO.	DATE	REVISIONS		BY	CHECKED BY: R. MAURER	8/95

HARLAND BARTHOLOMEW AND ASSOCIATES
PARSONS ENGINEERING SCIENCE

 **PARSONS**

OFFICES IN PRINCIPAL CITIES

**SANTA ROSA
SUBREGIONAL LONG-TERM
WASTEWATER PROJECT**



SHEET LOCATION

PROJECT OVERVIEW MAP

PROJECT FACILITIES ALTERNATIVES 1 - 5

SCALE	1" = 2000'
SHEET NO.	B-2
SHEET	OF