

Public Comment  
 303(d) List of 2014 & 2016 CA Integrated Report  
 Deadline: 7/10/17 by 12 noon

July 10, 2017

Chair Felicia Marcus and Board Members  
 c/o Jeanine Townsend, Clerk to the Board  
 State Water Resources Control Board  
 1001 I Street, 24<sup>th</sup> Floor  
 Sacramento, CA 95814  
[commentletters@waterboards.ca.gov](mailto:commentletters@waterboards.ca.gov)

Comment #3



**VIA EMAIL with Hard Copy to Follow via US Mail**

**Re: Comments on 303(d) List portion of the 2014 and 2016 California Integrated Report**

Dear Chair Marcus and State Water Board Members,

3.01 Heal the Bay, Ventura Coastkeeper and Los Angeles Waterkeeper submit the following comments on the *303(d) List portion of the 2014 and 2016 California Integrated Report* (“Integrated Report” or “303(d) List”). We appreciate the opportunity to provide comments on the Integrated Report and reserve the right to submit additional comments both collectively and as individual entities. In addition, we reserve the right to seek judicial review regarding any and all of the issues raised. We are asking the State Water Resources Control Board (“State Board”) and the Environmental Protection Agency (“EPA”) not to delist any waterbodies on the Integrated Report and while we support the proposed listings we seek clarification on the process behind the listing decisions.

3.02 **The Clean Water Act Requires Completion of a Biennial Water Quality Report.**

Section 305(b) of the Clean Water Act (“CWA”) requires that states submit a report every two years on the health of the waterbodies within the state. (See 33 U.S.C. § 1313(d), 1315(b); 40 C.F.R. § 130.7(d)(1).) In addition to the text of the CWA, the 8<sup>th</sup> Circuit has held that since 1992 states have had a biennial requirement to submit the water quality report to the EPA. (*Thomas v. Jackson* 581 F.3d 658 (8th Cir. 2009).) The purpose of this requirement is to protect public health and welfare as well as “enhance the quality of water” to serve the goals of the CWA. (40 CFR § 130.3.) Since information from the Integrated Report is used to develop the “threatened and impaired waters” list it is vital that the report be accurate.

3.03 The Integrated Report contains the 303(d) list for both the 2014 and 2016 calendar years thus the requirements of the CWA, as well as public policy, have not been upheld. Water quality standards are weakened when required reports are not completed. In late




2014, Heal the Bay commented on the State Board's *Proposed Amendment to the Water Quality Control Policy for Developing the Clean Water Act Section 303(d) List* and inadequate responses were given to those comments. In those comments, the State Board deferred the remedy to a proposed Amendment of the Listing Policy, which has yet to provide a remedy. Since this timeliness issue is still occurring, we continue to have concerns regarding the new amendment and its effect on the Integrated Report.

3.04 First, Staff limitations do not justify the "Rotating Basin Approach" when coming into compliance with requests for biennial updates for the federal CWA's Section 303(d), which is a clear mandatory duty. This effectively reduces regional updates on impaired waters from every two to every six years, which is clearly contrary to the CWA's implementing regulations. The updated staff report, which seems to downplay the importance of the lists, does not include an appropriate justification for reducing the frequency of the updates by a factor of three.

3.05 Compounded upon this is the surprising discovery that the State Board is discussing either listing or delisting bodies of water in the San Francisco Bay, the Central Coast, the Central Valley, the Santa Ana, the San Diego, and the Los Angeles Regions with information and data collected *prior to August 30, 2010* – almost seven years ago. It would have seemed more protective to have at least updated and appended further data and information and possibly re-solicited water quality data from regional stakeholders during the years-long interim with respect to whether water bodies are placed on or removed from the Integrated Report.

3.06 Lastly, highly suspect, suspect, and unclear evidence is being used to reach seemingly arbitrary decisions. Please see the attached spreadsheet (derived from the Region 4 factsheets) with color-coding added. The spreadsheet includes delisting and listing information where we have highlighted potential reliance on highly suspect evidence that would seem to support an opposite decision (coded in red); evidence that seems suspect and less than substantial; (coded in orange); or in some cases, evidence that is simply unclear and for which further explanation is warranted (coded in yellow).

3.07 Considering this discrepancy in timing from data submittal to listing and delisting proposals, waiting to delist until more current data is received will eliminate the possibility of delisting a water body that is currently impaired, as there is no way to know the condition of the waters in question using data solely from 2010 or before. To err on the side of caution when dealing with our state waters will be in the best interest of our water quality standards and beneficial uses. The severity of these delisting decisions are even further accentuated by the fact that these bodies of water will not be evaluated again until 2020 or 2022.



Heal the Bay

Along with the issue of the date of the data used, other issues arise when the evidence is examined closer. These issues are highlighted and color-coded in the attached Comment Letter Spreadsheet. Upon further examination of the evidence we have generated a list of questions for the State Board to address:

- 3.08 1. Why is more current data not required and obtained in order to make listing and delisting decisions?
- 3.09 2. Why is the proper amount of evidence not being provided? (See the copper and lead findings for Echo Park Lake that list the required amount of evidence as “two lines of evidence” but then a single line of evidence is provided)
- 3.10 3. Why is “zero of zero samples” being listed as an outcome? If no evidence exists to support a decision, why is that decision being made?
- 3.11 4. Why are conclusions being made without evidence being provided? (See the delisting of Los Angeles River Reach 1 for Diazinon and instead of listing lines of evidence so that the strength of the decision can be determined, a conclusion that the “weight of the evidence indicates attainment” is being offered as an explanation). We request more than the say-so of the Water Boards staff.
- 3.12 5. Even though decisions made prior to 2006 were not recorded, why has new data not been obtained and assessed so that an accurate decision can be made?
- 3.13 6. What is the rationale behind citing to an Administrative Record for lines of evidence instead of providing the evidence on the fact sheet? This makes reviewing the documents and commenting that much more difficult.
- 3.14 7. How is it determined what evidence goes on the fact sheet and what evidence is only located in the administrative record? No standards are provided.
- 3.15 8. Why are waterbodies with as many fifty-eight exceedances being delisted? (See Promenade Park Beach in Ventura County which has as many as fifty-eight exceedances in a single line of evidence)
- 3.16 9. While we agree with the proposed retention of Compton Creek, why are waterbodies with only one exceedance remaining listed, while others with multiple exceedances are proposed for delisting? (See Compton Creek which is not being removed from the 303(d) list based on one sample that showed an exceedance according to one line of evidence regarding lead, compared to the previously highlighted Promenade Park Beach.)
- 3.17 10. Is the decision to delist and list based on a written set of rules based on the specific pollutant at issue and a scientifically determined number of exceedances?
- 3.18 11. For listings or delistings involving pollutants for which WERs have been promulgated, has an accurate WER analysis based on the critical WER been used? Are listings based on the unadjusted (i.e., default WERs of 1.0) or the WER-adjusted standards?

3.19

12. Does section 2.4 of the June 2017 revision to the Integrated Report attempt to defer the remedy of any issues in the current evaluation period by claiming that the 2022 list will be more accurate?

3.20

13. What is the CEQA status of the approval of the Integrated Report?

3.21

Based on continued concerns and numerous questions surrounding the evidence, *not delisting* bodies of water is a reasonable, precautionary request and is in fact supported by the State Board itself in policy language that has been adopted as well as in discussion during past State Board hearings concerning adoption of delisting policy.


From a policy language perspective, this point is represented in the State Board's *Water Quality Control Policy for Developing California's Clean Water Act Section 303(d) List* itself. Adopted on Sept. 30, 2004 and Amended February 3, 2015, Section 4.11 states, "When making a delisting decision based on the situation-specific weight of evidence, the Regional Water Board must justify its recommendation by [Bullet 1] Providing any data or information including *current conditions* supporting the decision." We argue that there is no way to demonstrate current conditions with information and data that is aged seven years or more. Because of this it seems in-line with State Listing Policy that no waterbodies be delisted for the current 303(d) List. During the next listing/delisting cycle, which will be depending on region in either 2020 or 2022, staff will be able to make a more accurate judgment on impairment simply because their information will be more up to date.

3.22

The intent of the policy in regard to maintaining ecological standards of California's waterbodies is reiterated in language that is taken from a prior State Board Hearing Transcript from Sept. 30, 2004, in which former State Board Member Nancy H. Sutley states, "If it's on the list . . . then you have to have some information that says that they [fish] are not dying now and the waterbody is not currently impaired . . ." Though Board Member Sutley is referring to listings that were made by mistake, the principle behind her words should still hold true. The intent was to say that information and data on waters should *currently* show that water quality standards are met and that the body of water is not *currently* impaired before being removed from the list. Board Member Sutley goes further to suggest that boards should affirm a lack of *current* impairment before delisting bodies of water by stating she was "Okay with not adding [additional] language [to the Listing Policy] as long as we're all in agreement and that's the direction of the regional boards that you have to look at the current conditions as well [before de-listing]."

3.23

We know that this multi-year process has been demanding for all agencies involved from the regional to the state level. Still we implore the State Board to err on the side of caution in regards to California's water resources. This is especially true when confronted with the fact that the next listing/delisting for some regions will be, at its earliest, five years in the future.



Heal the Bay

3.24

**It is Misleading to Entitle this Current Edition the “2014 and 2016 California Integrated Report.”**

It seems off-track and misleading to title this Integrated Report the *2014 and 2016 California Integrated Report Clean Water Act Section 303(d) List of Impaired Waters* when it is based on information from 2010. Since the State Board’s original 2010 solicitation for data was intended for the 2012 list we think it would be much more constructive and accurate to have the current list in question labeled exactly as such and be a revised *2012 California Integrated Report*.


Considering compliance with state and federal law, we could find no mention within the Federal Clean Water Act or the State Listing Policy of how the Integrated Report should be named, only how often it should be submitted. Since the EPA is aware of the new “rotating basin approach” following California successfully amending its own State Listing Policy in February 3, 2015, we believe there to be no compliance issues for the more accurate renaming. This renaming is also consistent with the original notice and request for data, titled “Notice of Public Solicitation of Water Quality Data and Information for 2012 California Integrated Report—Surface Water Quality Assessment and List of Impaired Waters.”

Further advantages of this approach to titling are that future inspection researchers who are unfamiliar with past reports would know that the listings would correspond much closer to the data from 2010. Looking towards the future, this more accurate labeling could also help in clarifying reporting methods. It signifies when regional agencies made a clean break from when small windows of data were analyzed in favor of the current California Environmental Data Exchange Network (CEDEN) system. While this system is still not perfect, the new system will use a constant, up-to-date stream of information and allows for a more thorough, accurate, and up to date 303(d) list for the state going forward. This would also make it crystal clear when the State of California “changed over” to the new “Rotating Basin Approach” in regards to fulfilling their obligations to Section 305(b) of the Clean Water Act.

3.25

**CEDEN Provides Optimistic Possibilities that 303(d) Listings Decisions will be Improved Upon.**

As mentioned above, the State Board does have an opportunity going forward with CEDEN concerning water bodies in California. We are heartened to see that despite the fact that Heal the Bay’s own Region 4’s 303(d) list will not be updated until 2022, that the list will be based on information up until 2021. This reduced lag time will only work to benefit the waters and beneficial uses of California’s bodies of water.



Heal the Bay

3.26

Further, as the State Board mentions in its *Comment Summary and Responses for the Proposed Amendment to the Water Quality Control Policy for Developing California's Clean Water Act Section 303(d) List* from January 26, 2015, "Requiring the use of CEDEN will ensure the data used for the 303(d) listing process is of a high quality and includes the necessary information for efficient assessments." It is true that the use of this database is likely to streamline the process for the staff of the Regional Boards, the State Board, the EPA, and any agency that wants to submit pertinent data, assuming the database is properly created, updated, and managed.


While the State Board has scheduled CEDEN workshops in 2015 to "facilitate greater understanding of the needs of CEDEN users, develop tools to enhance the utility of CEDEN, and provide training on using the CEDEN system," we ask that the State Board provide more workshops now and in the coming years in anticipation of the current and future use of CEDEN by all regional stakeholders. The people and water environment of California only stand to gain from thorough instruction given to invested stakeholders and the data they will provide.

3.27

**Approval of 303(d) Listings Might be a Project Based on the California Environmental Quality Act (CEQA).**

We are concerned that the State Board's approval of the 303(d) List specific to the waters in the Los Angeles region and the consolidated 303(d) List portion of the Integrated Report is a "project" subject to CEQA because the approval of the 303(d) list is "an activity directly undertaken by any public agency" And that activity may cause either a direct physical change in the environment, or a reasonably foreseeable indirect change in the environment (Pub. Res. Code §21065, subd. (a).) The Supreme Court of California has held that approval of a plan is a project subject to review under CEQA. (*Muzzy Ranch Co. v. Solano County Airport and Land Use Com'n* 41 Cal.4th 372 (Cal. S.C. 2007.) In rejecting the argument that approval of a plan was not a project the Court held that approval "was an essential step leading to potential environmental impacts." (*Ibid.* at 383.) The approval of the proposed 303(d) listings and delistings is undoubtedly an essential step in the protection of our waters that can lead to potential environmental impacts if the proper level of protection is not assured.

Please be assured that our organization looks forward to working with the State Board and the EPA in the future as the 303(d) listing process is further streamlined and more accurate and immediate assessments of our waterways are provided for listings. Thank you for your consideration of these comments. If you have any questions please feel free to contact us at (310) 451-1500 or at (310) 394-6162.



Heal the Bay

Sincerely,

A handwritten signature in black ink, appearing to read "Steven Johnson", with a long horizontal line extending to the right.

Steven Johnson  
Water Resources Policy Analyst  
Heal the Bay

A handwritten signature in black ink, appearing to read "Arthur D. Pugsley".

Arthur Pugsley  
Senior Attorney  
Los Angeles Waterkeeper

A handwritten signature in black ink, appearing to read "Jeannette Beaudelaire".

Jeannette Beaudelaire  
Summer Law Associate  
Los Angeles Waterkeeper

A handwritten signature in black ink, appearing to read "Jason Weiner", with a long horizontal line extending to the right.

Jason Weiner  
General Counsel & Water Initiative Director  
Wishtoyo Foundation's Ventura Coastkeeper Program

<b>COMMENT LETTER SPREADSHEET</b>						
<b>COLOR</b>		<b>LABEL</b>		<b>ISSUE</b>		
<b>RED</b>		Highly Suspect		Outdated Evidence		
				Lines of Evidence Missing		
				0 of 0 Samples		
<b>ORANGE</b>		Suspect		New data not obtained?		
<b>YELLOW</b>		Unclear		Available in Administrative Record		
				Delistings Regardless of High Number of Exceedances		
				Listing based on 1 Exceedance (No issue with the overall listing decision)		
Waterbody	Location	303(d) Category	Pollutants	Reason for Delisting	Amount of Evidence	Outcome of Evidence
Ballona Creek	Santa Monica Bay Watershed	Delist from 303(d) list (TMDL required List)	Cadmium	Flaws in original listing	3 lines of evidence	1) 0 of 30 samples exceeded the GUIDELINE 2) 0 of 1 sample exceeded the GUIDELINE 3) 1 of 21 samples exceeded the GUIDELINE
			Chlordane	Flaws in original listing	2 lines of evidence	1) 0 of 0 sample exceeded the GUIDELINE 2) 1 of 2 samples exceeded the GUIDELINE
			DDT	Flaws in original listing	3 lines of evidence	1) 0 of 0 sample exceeded the GUIDELINE 2) 0 of 2 samples exceeded the GUIDELINE 3) 0 of 2 samples exceeded the GUIDELINE
			Dieldrin	Flaws in original listing	2 lines of evidence	1) 0 of the 0 samples exceed the CRITERIA 2) 0 of the 2 samples exceed the CRITERIA
Burbank Western Channel	Tributary of the Los Angeles River	Delist from 303(d) list (TMDL required List)	Excess Algal Growth	Flaws in original listing	N/A	The original line of evidence supporting the listing does not identify a pollutant but rather, a condition caused by a pollutant(s) (algal growth, foam, and odors).
Calleguas Creek Reach 4	Calleguas Creek Watershed	Delist from 303(d) list (TMDL required List)	Sulfates	Flaws in original listing	N/A	The decisions for Calleguas Creek Reach 4 have been revised to not use the data from the two tributary monitoring sites. The Los Angeles Water Board staff will work with the commenter, and other stakeholders, to purposely determine and document the appropriateness of assessing the tributary monitoring sitse under section 303(d) of the Clean Water Act. If it is determined that the tributary monitoring sites are within a waterbody which should be addressed under section 303(d), then this determination requires that a new tributary be added to the CalQWA underlying map, which is maintained by State Board. It is the intention of the Los Angeles Water Board staff to work with State Board staff to resolve mapping issues prior to the State Board approval of the 2016 303(d) list, or prior to the next Listing Cycle that includes the Los Angeles Region.
			Total Dissolved Solids	Flaws in original listing	N/A	The decisions for Calleguas Creek Reach 4 have been revised to not use the data from the two tributary monitoring sites. The Los Angeles Water Board staff will work with the commenter, and other stakeholders, to purposely determine and document the appropriateness of assessing the tributary monitoring sitse under section 303(d) of the Clean Water Act. If it is determined that the tributary monitoring sites are within a waterbody which should be addressed under section 303(d), then this determination requires that a new tributary be added to the CalQWA underlying map, which is maintained by State Board. It is the intention of the Los Angeles Water Board staff to work with State Board staff to resolve mapping issues prior to the State Board approval of the 2016 303(d) list, or prior to the next Listing Cycle that includes the Los Angeles Region.
Channel Islands Harbor	Ventura County	Delist from 303(d) list (TMDL required List)	Lead	Flaws in original listing	4 lines of evidene	Available in Administrative Record
			Zinc	Flaws in original listing	4 lines of evidene	Available in Administrative Record



Waterbody	Location	303(d) Category	Pollutants	Reason for Delisting	Amount of Evidence	Outcome of Evidence
Coyote Creek	Santa Clara Valley	Delist from 303(d) list (TMDL required List)	Diazinon	Other	N/A	This pollutant is being considered for removal from the CWA section 303(d) List under section 4.11 of the Listing Policy. Under this section when all other delisting factors do not result in the delisting of a water segment but information indicates attainment of standards, a water segment shall be evaluated to determine whether the weight of evidence demonstrates that water quality standard is attained. If the weight of evidence indicates attainment, the water segment shall be removed from the CWA section 303(d) List. The continuous chronic criteria is being met.
			Zinc	Applicable WQS attained; reason for recovery unspecified	3 lines of evidence	1) 6 of the 102 samples exceeded the CRITERIA 2) 2 of the 267 samples exceeded the CRITERIA 3) 0 of the 126 samples exceeded the CRITERIA
Dominguez Channel (lined portion above Vermont Ave)	Dominguez Channel Watershed	Delist from 303(d) list (TMDL required List)	Ammonia	Applicable WQS attained; reason for recovery unspecified	2 lines of evidence	1) 0 of 0 samples exceeded the CRITERIA 2) 2 of 28 samples exceeded the CRITERIA
Dominguez Channel Estuary (unlined portion below Vermont Ave)	Dominguez Channel Watershed	Delist from 303(d) list (TMDL required List)	Ammonia	Applicable WQS attained; reason for recovery unspecified	2 lines of evidence	1) 0 of the 28 samples exceeded the CRITERIA 2) ???
			Chromium (total)	Other	4 lines of evidence	Based on section 4.6, there is no significant toxicity associated with this pollutant and the number of pollutant exceedances does not exceed the frequency allowed by the Listing Policy
Echo Park Lake	Los Angeles River Watershed	Delist from 303(d) list (TMDL required List)	Ammonia	Applicable WQS attained; reason for recovery unspecified	N/A	USPEA made a Finding of non-impairment in 2010; no more recent data is available in the CalWQA database. The Los Angeles Area Lakes Nitrogen, Phosphorus, Mercury, Trash, Organochlorine Pesticides and PCBs TMDL was approved by USEPA on 03/26/2012
			Copper	Applicable WQS attained; reason for recovery unspecified	2 lines of evidence	1) 4 of the 48 samples exceeded the CRITERIA 2) ???
			Lead	Applicable WQS attained; reason for recovery unspecified	2 lines of evidence	1) 4 of the 48 samples exceeded the CRITERIA 2) ???
Lake Calabasas	Los Angeles River Watershed	Delist from 303(d) list (TMDL required List)	DDT	Flaws in original listing	2 lines of evidence	Available in Administrative Record
Lake Hughes	Santa Clara Valley	Delist from 303(d) list (TMDL required List)	Fish Kills	Flaws in original listing	N/A	303(d) listing decisions made prior to 2006 were not held in an assessment database. The Regional Boards will update this decision when new data and information become available and are assessed.
Los Angeles River Estuary (Queensway Bay)	Los Angeles River Watershed	Delist from 303(d) list (TMDL required List)	Zinc	Flaws in original listing	3 lines of evidence	1) 0 of 0 samples exceeded the GUIDELINE 2) 0 of 14 samples exceeded the GUIDELINE 3) 0 of 6 samples exceeded the GUIDELINE

Waterbody	Location	303(d) Category	Pollutants	Reason for Delisting	Amount of Evidence	Outcome of Evidence
Los Angeles River Reach 1 (Estuary to Carson Street)	Los Angeles River Watershed	Delist from 303(d) list (TMDL required List)	Diazinon	Other	N/A	This pollutant is being considered for removal from the CWA section 303(d) List under section 4.11 of the Listing Policy. Under this section when all other delisting factors do not result in the delisting of a water segment but information indicates attainment of standards, a water segment shall be evaluated to determine whether the weight of evidence demonstrates that water quality standard is attained. If the weight of evidence indicates attainment, the water segment shall be removed from the CWA section 303(d) List. Based on the readily available data and information, the weight of evidence indicates that there is sufficient justification for removing this water segment-pollutant combination from the CWA section 303(d) List.
Los Angeles/Long Beach Outer Harbor (inside breakwater)	Los Angeles River Watershed	Delist from 303(d) list (TMDL required List)	PAHs	Applicable WQS attained; reason for recovery unspecified	2 lines of evidence	1) 0 of 75 samples exceeded the GUIDELINE 2) 1 of 1 sample exceeded the GUIDELINE
Promenade Park Beach	Ventura County	Delist from 303(d) list (TMDL required List)	Indicator Bacteria	Flaws in original listing	8 lines of evidence	1) 7 of 132 samples exceeded the OBJECTIVE 2) 5 of 142 samples exceeded the OBJECTIVE 3) 0 of 142 samples exceeded the OBJECTIVE 4) 0 of 132 samples exceeded the OBJECTIVE 5) 58 of 395 samples exceeded the OBJECTIVE 6) 57 of 702 samples exceeded the OBJECTIVE 7) 2 of 142 samples exceeded the OBJECTIVE 8) 6 of 132 samples exceeded the OBJECTIVE
San Gabriel River Reach 1 (Estuary to Firestone)	San Gabriel River Watershed	Delist from 303(d) list (TMDL required List)	Indicator Bacteria	Applicable WQS attained; reason for recovery unspecified	3 lines of evidence	However only the E.Coli line of evidence is applicable due to a change in water quality objectives. 1) 9 of 55 samples exceeded the OBJECTIVE 2) 3)
			Toxicity	Applicable WQS attained; reason for recovery unspecified	2 lines of evidence	1) 0 of the 1 samples exceeded the GUIDELINE 2) 10 of the 142 samples exceeded the GUIDELINE
San Gabriel River Reach 2 (Firestone to Whittier Narrows Dam)	San Gabriel River Watershed	Delist from 303(d) list (TMDL required List)	Copper	Applicable WQS attained; reason for recovery unspecified	2 lines of evidence	1) 0 of the 51 samples exceeded the CRITERIA 2) 0 of the 72 samples exceeded the CRITERIA
			Zinc	Applicable WQS attained; reason for recovery unspecified	2 lines of evidence	1) 3 of the 58 samples exceeded the CRITERIA 2) 0 of the 42 samples exceeded the CRITERIA
San Gabriel River Reach 3 (Whittier Narrows to Ramona)	San Gabriel River Watershed	Delist from 303(d) list (TMDL required List)	Toxicity	Other	2 lines of evidence	1) 2 of the 38 samples exceeded the GUIDELINE 2) 1 of the 75 sample exceeded the GUIDELINE
San Jose Creek Reach 1 (SG Confluence to Temple St.)	San Gabriel River Watershed	Delist from 303(d) list (TMDL required List)	Selenium	Applicable WQS attained; reason for recovery unspecified	2 lines of evidence	1) 1 of the 234 samples exceeded the CRITERIA 2) 12 of the 171 samples exceeded the CRITERIA
San Pedro Bay Near/Off Shore Zones	Los Angeles River Watershed	Delist from 303(d) list (TMDL required List)	Copper	Flaws in original listing	5 lines of evidence	Available in Administrative Record
			PAHs	Applicable WQS attained; reason for recovery unspecified	5 lines of evidence	Available in Administrative Record

Waterbody	Location	303(d) Category	Pollutants	Reason for Delisting	Amount of Evidence	Outcome of Evidence
			Zinc	Applicable WQS attained; reason for recovery unspecified	5 lines of evidence	Available in Administrative Record
Santa Clara River Reach 6 (W Pier Hwy 99 to Bouquet Cyn Rd)	Santa Clara Valley	Delist from 303(d) list (TMDL required List)	Copper	Applicable WQS attained; reason for recovery unspecified	6 lines of evidence	1) 0 of the 1 samples exceed the CRITERIA 2) 2 of the 20 samples exceed the CRITERIA 3) 3 of the 49 samples exceed the CRITERIA 4) 0 of the 1 samples exceed the CRITERIA 5) 1 of the 39 samples exceed the CRITERIA 6) 4 of the 32 samples exceed the CRITERIA
			Diazinon	Other	N/A	This pollutant is being considered for removal from the CWA section 303(d) List under section 4.11 of the Listing Policy. Under this section when all other delisting factors do not result in the delisting of a water segment but information indicates attainment of standards, a water segment shall be evaluated to determine whether the weight of evidence demonstrates that water quality standard is attained. If the weight of evidence indicates attainment, the water segment shall be removed from the CWA section 303(d) List. Based on the readily available data and information, the weight of evidence indicates that there is sufficient justification for removing this water segment-pollutant combination from the CWA section 303(d) List.
			Indicator Bacteria	Applicable WQS attained; reason for recovery unspecified	3 lines of evidence	1) 0 of 228 samples exceeded the OBJECTIVE 2 of 262 samples exceeded the OBJECTIVE 3) ?
			Iron	Applicable WQS attained; reason for recovery unspecified	5 lines of evidence	1) Zero of the one samples exceed the criteria 2) Two out of 10 samples exceed the criteria 3) Two out of 20 samples exceed the criteria 4) Two out of 48 samples exceed the criteria 5) One out of 20 samples exceed the criteria
Santa Monica Bay Offshore/Nearshore	Santa Monica Bay Watershed	Delist from 303(d) list (TMDL required List)	Chlordane	Applicable WQS attained; reason for recovery unspecified	4 lines of evidene	1) 4 of the 339 samples exceeded the CRITERIA 2) 0 of the 425 samples exceeded the CRITERIA 3) 0 of the 0 samples exceeded the CRITERIA 4) In addition, 5 of 23 samples showed biodiversity impacts
			PAHs	Applicable WQS attained; reason for recovery unspecified	3 lines of evidence	1) 0 of the 324 samples exceeded the CRITERIA 2) 0 of the 0 samples exceeded the CRITERIA 3) In addition, 5 of 23 samples showed biodiversity impacts
			Toxicity	Applicable WQS attained; reason for recovery unspecified	N/A	303(d) listing decisions made prior to 2006 were not held in an assessment database
Sepulveda Canyon	Ballona Creek Watershed	Delist from 303(d) list (TMDL required List)	Ammonia	Flaws in original listing	2 lines of evidence	1) 0 of 0 samples exceeded the CRITERIA 2) 0 of 22 samples exceeded the CRITERIA

Waterbody	Location	303(d) Category	Pollutants	Reason for Delisting	Amount of Evidence	Outcome of Evidence
Ventura River Reach 3	Ventura County	Delist from 303(d) list (TMDL required List)	Pumping		N/A	The impairment listing for pumping is being considered for delisting because the original listing was based on no data. The impairment is described in the 1996 water quality assessment, where it originally appeared, as not supporting aquatic life uses. A specific beneficial use, such as cold freshwater habitat or warm freshwater habitat, was not cited although later listing cycles associated the impairment with the warm freshwater habitat beneficial use. While no specific information was cited in the water quality assessment for Reach 3 in support of the listing, information from the draft Steelhead Restoration and Management Plan for California of 1995 (prepared by the California Department of Fish & Game and finalized in 1996) was cited for the same impairment in Reach 4, which is immediately upstream of Reach 3. However, there is no reference to any portion of Reach 3 in that document.
Walnut Creek Wash	San Gabriel River Watershed	Delist from 303(d) list (TMDL required List)	Toxicity	Flaws in original listing	5 lines of evidence	Available in Administrative Record
Wilmington Drain	Dominguez Channel Watershed	Delist from 303(d) list (TMDL required List)	Copper	Applicable WQS attained; reason for recovery unspecified	2 lines of evidence	1) 2 of the 33 samples exceeded the criteria 2) ??
			Lead	Applicable WQS attained; reason for recovery unspecified	2 lines of evidence	1) 0 of the 33 samples exceeded the CRITERIA 2) 0 of the 0 samples exceeded the CRITERIA
Abalone Cove Beach	Santa Monica Bay Watershed	Delist from 303(d) list (TMDL required List)	Indicator Bacteria	Applicable WQS attained; reason for recovery unspecified	9 lines of evidence	1) 2 of 104 samples exceeded the OBJECTIVE 2) 1 of 111 samples exceeded the OBJECTIVE 3) 0 of 111 samples exceeded the OBJECTIVE 4) 0 of 104 samples exceeded the OBJECTIVE 5) 0 of 0 samples exceeded the OBJECTIVE 6) 3 of 6 samples exceeded the OBJECTIVE 7) 15 of 137 samples exceeded the OBJECTIVE 8) 1 of 137 samples exceeded the OBJECTIVE 9) 0 of 130 samples exceeded the OBJECTIVE
Ballona Creek	Ballona Creek Watershed	Delist from 303(d) list (TMDL required List)	Selenium	Flaws in original listing	2 lines of evidence	1) 2 of the 30 samples exceeded the criteria 2) 6 of the 132 samples exceeded the criteria
Bluff Cove Beach	Santa Monica Bay Watershed	Delist from 303(d) list (TMDL required List)	Indicator Bacteria	Applicable WQS attained; reason for recovery unspecified	9 lines of evidence	Available in Administrative Record
Cabrillo Beach (Outer)	Los Angeles River Watershed	Delist from 303(d) list (TMDL required List)	Indicator Bacteria	Applicable WQS attained; reason for recovery unspecified	6 lines of evidence	Available in Administrative Record
Calleguas Creek Reach 10	Calleguas Creek Watershed	Delist from 303(d) list (TMDL required List)	Endosulfan	Applicable WQS attained; reason for recovery unspecified	4 lines of evidence	1) One placeholder decision exceeded the objective 2) Zero of zero samples exceeded the objective 3) Zero of 108 samples exceeded the objective 4) Zero of 108 samples exceeded the objective
Calleguas Creek Reach 12	Calleguas Creek Watershed	Delist from 303(d) list (TMDL required List)	Ammonia	Applicable WQS attained; reason for recovery unspecified	2 lines of evidence	1) 0 of 0 samples exceeded the CRITERIA 2) 0 of 133 samples exceeded the CRITERIA
Coyote Creek	Santa Clara Valley	Delist from 303(d) list (TMDL required List)	Lead	Other	3 lines of evidence	1) 15 of the 265 samples exceeded the CRITERIA 2) 0 of the 0 samples exceeded the CRITERIA 3) 1 of the 172 samples exceeded the CRITERIA

Waterbody	Location	303(d) Category	Pollutants	Reason for Delisting	Amount of Evidence	Outcome of Evidence
Dominguez Channel	Dominguez Channel Watershed	Delist from 303(d) list (TMDL required List)	Diazinon	Applicable WQS attained; due to restoration activities	N/A	There is sufficient justification to delist this waterbody/pollutant because when the Dominguez Channel and Los Angeles and Long Beach Harbors Toxics and Metals was completed, the TMDL analysis showed no diazinon concentrations above the guideline, post 2005
Dominguez Channel Estuary	Dominguez Channel Watershed	Delist from 303(d) list (TMDL required List)	Zinc	Applicable WQS attained; reason for recovery unspecified	3 lines of evidence	1) 0 of 17 samples exceeded the GUIDELINE 2) 0 of 6 samples exceeded the GUIDELINE 3) 0 of 0 samples exceeded the GUIDELINE
Hermosa Beach	Santa Monica Bay Watershed	Delist from 303(d) list (TMDL required List)	Indicator Bacteria	Applicable WQS attained; reason for recovery unspecified	7 lines of evidence	Available in Administrative Record
Lake Sherwood	Wekiva River Watershed	Delist from 303(d) list (TMDL required List)	Ammonia	Applicable WQS attained; due to restoration activities	3 lines of evidence	1) 0 of 28 samples exceeded the OBJECTIVE 2) 0 of 0 sample exceeded the OBJECTIVE 3) 0 of 0 sample exceeded the OBJECTIVE
			Organic Enrichment	Applicable WQS attained; due to restoration activities	3 lines of evidence	1) 0 of 0 sample exceeded the OBJECTIVE 2) 0 of 0 sample exceeded the OBJECTIVE 3) 0 of 133 samples exceeded the OBJECTIVE
Leo Carillo Beach	Santa Monica Bay Watershed	Delist from 303(d) list (TMDL required List)	Indicator Bacteria	Applicable WQS attained; due to restoration activities	7 lines of evidence	Available in Administrative Record
Lincoln Park Lake	Los Angeles River Watershed	Delist from 303(d) list (TMDL required List)	Lead	Applicable WQS attained; reason for recovery unspecified	N/A	303(d) listing decisions made prior to 2006 were not held in an assessment database. USEPA made a finding of non-impairment based on zero exceedances of 40 samples taken from Lincoln Park Lake between 2009 and 2010.
Long Point Beach	Channel Islands Watershed	Delist from 303(d) list (TMDL required List)	Indicator Bacteria	Applicable WQS attained; due to restoration activities	8 lines of evidence	Available in Administrative Record
Los Angeles River Reach 3	Los Angeles River Watershed	Delist from 303(d) list (TMDL required List)	Lead	Applicable WQS attained; due to restoration activities	2 lines of evidence	1) 1 of the 93 samples exceeded the CRITERIA 2) 0 of the 0 samples exceeded the CRITERIA
Los Angeles River Reach 4	Los Angeles River Watershed	Delist from 303(d) list (TMDL required List)	Ammonia	Applicable WQS attained; reason for recovery unspecified	2 lines of evidence	1) 0 of 0 samples exceeded the CRITERIA 2) 0 of 152 samples exceeded the CRITERIA
			Copper	Applicable WQS attained; reason for recovery unspecified	2 lines of evidence	1) 4 of the 62 samples exceeded the CRITERIA 2) 0 of the 0 samples exceeded the CRITERIA
			Lead	Applicable WQS attained; reason for recovery unspecified	2 lines of evidence	1) 3 of the 46 samples exceeded the CRITERIA 2) 0 of the 0 samples exceeded the CRITERIA
Los Angeles/Long Beach Inner Harbor	Los Angeles River Watershed	Delist from 303(d) list (TMDL required List)	Beach Closures	Flaws in original listing	1 line of evidence	Available in Administrative Record
Malaga Cove Beach	Santa Monica Bay Watershed	Delist from 303(d) list (TMDL required List)	Indicator Bacteria	Applicable WQS attained; reason for recovery unspecified	7 lines of evidence	Available in Administrative Record
Manhattan Beach	Santa Monica Bay Watershed	Delist from 303(d) list (TMDL required List)	Indicator Bacteria	Applicable WQS attained; reason for recovery unspecified	7 lines of evidence	Available in Administrative Record

Waterbody	Location	303(d) Category	Pollutants	Reason for Delisting	Amount of Evidence	Outcome of Evidence
Nicholas Canyon Beach	Santa Monica Bay Watershed	Delist from 303(d) list (TMDL required List)	Indicator Bacteria	Applicable WQS attained; reason for recovery unspecified	6 lines of evidence	Available in Administrative Record
Point Fermin Park Beach	Santa Monica Bay Watershed	Delist from 303(d) list (TMDL required List)	Indicator Bacteria	Applicable WQS attained; due to restoration activities	7 lines of evidence	Available in Administrative Record
Portuguese Bend Beach	Santa Monica Bay Watershed	Delist from 303(d) list (TMDL required List)	Indicator Bacteria	Applicable WQS attained; due to restoration activities	7 lines of evidence	Available in Administrative Record
Rio Hondo Reach 2	Los Angeles River Watershed	Delist from 303(d) list (TMDL required List)	Ammonia	Applicable WQS attained; due to restoration activities	5 lines of evidence	Available in Administrative Record
Robert H. Meyer Memorial Beach	Santa Monica Bay Watershed	Delist from 303(d) list (TMDL required List)	Beach Closures	Flaws in original listing	2 lines of evidence	Available in Administrative Record
Royal Palms Beach	Santa Monica Bay Watershed	Delist from 303(d) list (TMDL required List)	Indicator Bacteria	Applicable WQS attained; due to restoration activities	7 lines of evidence	Available in Administrative Record
San Gabriel River Reach 2	San Gabriel River Watershed	Delist from 303(d) list (TMDL required List)	Indicator Bacteria	Applicable WQS attained; due to change in WQS	3 lines of evidence	1) 2 of 64 samples exceeded the OBJECTIVE 2) ?? 3) ??
Santa Clara River Reach 3	Santa Clara Valley	Delist from 303(d) list (TMDL required List)	Ammonia	Applicable WQS attained; due to restoration activities	2 lines of evidence	1) 0 of the 0 sample exceeded the CRITERION 2) 1 of the 20 samples exceeded the CRITERION
Santa Clara River Reach 5	Santa Clara Valley	Delist from 303(d) list (TMDL required List)	Ammonia	Applicable WQS attained; reason for recovery unspecified	6 lines of evidence	1) 0 of 0 samples exceeded the CRITERIA 2) 0 of 45 samples exceeded the CRITERIA 3) 2 of 71 samples exceeded the CRITERIA 4) 0 of 184 samples exceeded the CRITERIA 5) ?? 6) ??
Coyote Creek	Santa Clara Valley	Delist from 303(d) list (TMDL required List)	Ammonia	Applicable WQS attained; reason for recovery unspecified	3 lines of evidence	1) 10 of 18 samples exceeded the CRITERIA 2) 11 of 94 samples exceeded the CRITERIA 3) 9 of 260 samples exceeded the CRITERIA

COMMENT LETTER SPREADSHEET					
COLOR		LABEL		ISSUE	
<b>RED</b>		Highly Suspect		Outdated Evidence	
				Lines of Evidence Missing	
				0 of 0 Samples	
<b>ORANGE</b>		Suspect		New data not obtained?	
<b>YELLOW</b>		Unclear		Available in Administrative Record	
				Delistings Regardless of High Number of Exceedances	
				Listing based on 1 Exceedance (No issue with the overall listing decision)	
Waterbody	Location	303(d) Category	Pollutants	Amount of Evidence	Outcome of Evidence
Alamitos Bay	Los Cerritos Channel Watershed	Do Not Delist from 303(d) list (TMDL required list)	Indicator Bacteria	8 lines of evidence	1) 155 of 985 samples exceeded the OBJECTIVE 2) 225 of 897 samples exceeded the OBJECTIVE 3) 155 of 985 samples exceeded the OBJECTIVE 4) 48 of 898 samples exceeded the OBJECTIVE 5) 57 of 336 samples exceeded the OBJECTIVE 6) 48 of 766 samples exceeded the OBJECTIVE 7) 55 of 985 samples exceeded the OBJECTIVE 8) 55 of 898 samples exceeded the OBJECTIVE
Arroyo Seco Reach 1	Los Angeles River Watershed	Do Not Delist from 303(d) list (TMDL required list)	Benthic Community Effects	1 line of evidence	Available in the Administrative Record
Ballona Creek	Ballona Creek Watershed	Do Not Delist from 303(d) list (TMDL required list)	Cyanide	2 lines of evidence	1) 7 of the 27 samples exceed the criteria 2) 3 of the 18 samples exceed the criteria
Calleguas Creek Reach 2	Calleguas Creek Watershed	Do Not Delist from 303(d) list (TMDL required list)	Indicator Bacteria	1 line of evidence	Available in the Administrative Record
Calleguas Creek Reach 4	Calleguas Creek Watershed	Do Not Delist from 303(d) list (TMDL required list)	Fecal Coliform	2 lines of evidence	1) 6 of 6 samples exceeded the OBJECTIVE 2) 6 of 12 samples exceeded the OBJECTIVE
Calleguas Creek Reach 6	Calleguas Creek Watershed	Do Not Delist from 303(d) list (TMDL required list)	Indicator Bacteria	N/A	303(d) listing decisions made prior to 2006 were not held in an assessment database and are not available in the administrative record.
Calleguas Creek Reach 7	Calleguas Creek Watershed	Do Not Delist from 303(d) list (TMDL required list)	Indicator Bacteria	2 lines of evidence	Available in the Administrative Record
Calleguas Creek Reach 9A	Calleguas Creek Watershed	Do Not Delist from 303(d) list (TMDL required list)	Indicator Bacteria	N/A	303(d) listing decisions made prior to 2006 were not held in an assessment database and are not available in the administrative record.
Calleguas Creek Reach 9B	Calleguas Creek Watershed	Do Not Delist from 303(d) list (TMDL required list)	Indicator Bacteria	2 lines of evidence	Available in the Administrative Record
Calleguas Creek Reach 10	Calleguas Creek Watershed	Do Not Delist from 303(d) list (TMDL required list)	Indicator Bacteria	N/A	303(d) listing decisions made prior to 2006 were not held in an assessment database and are not available in the administrative record.
Calleguas Creek Reach 11	Calleguas Creek Watershed	Do Not Delist from 303(d) list (TMDL required list)	Indicator Bacteria	N/A	303(d) listing decisions made prior to 2006 were not held in an assessment database and are not available in the administrative record.
Canada Larga	Ventura River Watershed	Do Not Delist from 303(d) list (TMDL required list)	Indicator Bacteria	N/A	303(d) listing decisions made prior to 2006 were not held in an assessment database and are not available in the administrative record.
Lake Casitas	Ventura River Watershed	Do Not Delist from 303(d) list (TMDL required list)	Mercury	2 lines of evidence	1) 11 of 26 samples exceed the OBJECTIVE 2) ?
Castaic Lake	Santa Clara River Watershed	Do Not Delist from 303(d) list (TMDL required list)	Mercury	2 lines of evidence	1) 10 of the 26 samples exceed the OBJECTIVE 2) ?
Colorado Lagoon	Dominguez Channel Watershed	Do Not Delist from 303(d) list (TMDL required list)	Indicator Bacteria	10 lines of evidence	Available in the Administrative Record

Waterbody	Location	303(d) Category	Pollutants	Amount of Evidence	Outcome of Evidence
Coyote Creek	Santa Clara River Watershed	Do Not Delist from 303(d) list (TMDL required list)	Toxicity	3 lines of evidence	1) 10 of the 11 samples exceed the GUIDELINE 2) 2 of the 29 samples exceed the GUIDELINE 3) 13 of the 73 samples exceed the GUIDELINE
			pH	2 lines of evidence	1) 43 of the 125 samples exceed the OBJECTIVE 2) 212 of the 562 samples exceed the OBJECTIVE
Dominguez Channel	Dominguez Channel Watershed	Do Not Delist from 303(d) list (TMDL required list)	Indicator Bacteria	N/A	303(d) listing decisions made prior to 2006 were not held in an assessment database and are not available in the administrative record
Dry Canyon Creek	Ventura River Watershed	Do Not Delist from 303(d) list (TMDL required list)	Indicator Bacteria	N/A	303(d) listing decisions made prior to 2006 were not held in an assessment database and are not available in the administrative record
Hopper Creek	Santa Clara Valley	Do Not Delist from 303(d) list (TMDL required list)	Sulfates	2 lines of evidence	1) 11 of the 12 samples exceed the OBJECTIVE 2) 1 of the 4 samples exceed the OBJECTIVE
			Total Dissolved Solids	3 lines of evidence	1) 10 of the 11 samples exceed the OBJECTIVE 2) 1 of the 4 samples exceed the OBJECTIVE 3) ?
Lake Lindero	Santa Monica Bay Watershed	Do Not Delist from 303(d) list (TMDL required list)	Selenium	2 lines of evidence	1) 0 of the 1 samples exceed the CRITERIA 2) 2 of the 2 samples exceed the CRITERIA
Las Virgenes Creek	Malibu Creek Watershed	Do Not Delist from 303(d) list (TMDL required list)	Benthic Community Effects	N/A	This pollutant is being considered for removal from the CWA section 303(d) List under section 4.9 of the Listing Policy. Nine of the 11 more recent bioassessment surveys found the benthic community to be likely impacted or in poor condition. Additionally, this water body is impaired due to several pollutants. Based on the readily available data and information, the weight of evidence indicates that there is sufficient justification against removing this water segment-pollutant combination from the CWA section 303(d) List.
			Selenium	3 lines of evidence	1) 4 of the 4 samples exceed the CRITERIA 2) 4 of the 4 samples exceed the CRITERIA 3) 0 of the 0 samples exceed the CRITERIA
Lindero Creek Reach 2	Santa Monica Bay Watershed	Do Not Delist from 303(d) list (TMDL required list)	Selenium	2 lines of evidence	1) 1 of the 1 samples exceeded the CRITERIA 2) 0 of the 0 samples exceeded the CRITERIA
Los Angeles River Estuary	Los Angeles River Watershed	Do Not Delist from 303(d) list (TMDL required list)	PCBs	5 lines of evidence	1) 1 of 1 sample exceeded the GUIDELINE 2) 4 of 6 samples exceeded the GUIDELINE 3) 1 of 18 samples exceeded the GUIDELINE 4) 2 of 5 samples exhibited sediment toxicity 5) 5 of 9 samples exhibited sediment toxicity
Machado Lake	Dominguez Channel Watershed	Do Not Delist from 303(d) list (TMDL required list)	PCBs	3 lines of evidence	1) 0 of 0 sample exceeded the GUIDELINE 2) 0 of 1 sample exceeded the GUIDELINE 3) 4 of 9 samples exceeded the GUIDELINE



Waterbody	Location	303(d) Category	Pollutants	Amount of Evidence	Outcome of Evidence
Malibu Creek	Malibu Creek Watershed	Do Not Delist from 303(d) list (TMDL required list)	Benthic Community Effects	N/A	This pollutant is being considered for removal from the CWA section 303(d) List under section 4.9 of the Listing Policy. Nine of the 9 more recent bioassessment surveys all found the benthic community to be in poor condition or likely to be impacted. Additionally, this water body is listed as being impaired due to multiple pollutants. Based on the readily available data and information, the weight of evidence indicates that there is sufficient justification against removing this water segment-pollutant combination from the CWA section 303(d) List.
			Selenium	3 lines of evidence	1) 1 of the 2 samples exceed the CRITERIA 2) 17 of the 30 samples exceed the CRITERIA 3) 5 of the 20 samples exceed the CRITERIA
			Sulfates	3 lines of evidence	1) 2 of the 2 samples exceed the OBJECTIVE 2) 4 of the 4 samples exceed the OBJECTIVE 3) 9 of the 22 samples exceed the OBJECTIVE
McCoy Canyon Creek	Los Angeles River Watershed	Do Not Delist from 303(d) list (TMDL required list)	Indicator Bacteria	N/A	303(d) listing decisions made prior to 2006 were not held in an assessment database and are not available in the administrative record
McGrath Lake	Santa Clara River Watershed	Do Not Delist from 303(d) list (TMDL required list)	Indicator Bacteria	N/A	303(d) listing decisions made prior to 2006 were not held in an assessment database and are not available in the administrative record
Medea Creek Reach 1	Malibu Creek Watershed	Do Not Delist from 303(d) list (TMDL required list)	Selenium	2 lines of evidence	2) 1 of the 1 samples exceeded the CRITERIA 2) 0 of the 0 samples exceeded the CRITERIA
Medea Creek Reach 2	Malibu Creek Watershed	Do Not Delist from 303(d) list (TMDL required list)	Benthic Community Effects	N/A	This pollutant is being considered for removal from the CWA section 303(d) List under section 4.9 of the Listing Policy. Five out of 5 bioassessment surveys found the benthic community in poor condition in this water body. Additionally, this water body is impaired due to several pollutants
			Selenium	2 lines of evidence	1) 2 of the 2 samples exceed the CRITERIA 2) 0 of the 0 samples exceed the CRITERIA
Ormond Beach	Ventura River Watershed	Do Not Delist from 303(d) list (TMDL required list)	Indicator Bacteria	23 lines of evidence	Available in the Administrative Record
Peninsula Beach	Los Angeles River Watershed	Do Not Delist from 303(d) list (TMDL required list)	Indicator Bacteria	22 lines of evidence	Available in the Administrative Record
Piru Creek	Santa Clara River Watershed	Do Not Delist from 303(d) list (TMDL required list)	Chloride	4 lines of evidence	1) 0 of the 1 samples exceed the OBJECTIVE 2) 0 of the 1 samples exceed the OBJECTIVE 3) 0 of the 1 samples exceed the OBJECTIVE 4) 8 of the 12 samples exceed the OBJECTIVE
			pH	6 lines of evidence	1) 0 of the 2 samples exceed the OBJECTIVE 2) 0 of the 2 samples exceed the OBJECTIVE 3) 0 of the 2 samples exceed the OBJECTIVE 4) 0 of the 2 samples exceed the OBJECTIVE 5) 0 of the 2 samples exceed the OBJECTIVE 6) 4 of the 24 samples exceed the OBJECTIVE
Pole Creek	Santa Clara River Watershed	Do Not Delist from 303(d) list (TMDL required list)	Sulfates	2 lines of evidence	1) 11 of the 12 samples exceed the OBJECTIVE 2) 2 of the 2 samples exceed the OBJECTIVE
			Chlordane	4 lines of evidence	1) 0 of 0 sample exceeded the GUIDELINE 2) 0 of 1 sample exceeded the GUIDELINE 3) 1 of 1 sample exceeded the GUIDELINE 4) 0 of 1 sample exceeded the GUIDELINE

Waterbody	Location	303(d) Category	Pollutants	Amount of Evidence	Outcome of Evidence
Puddingstone Reservoir	Los Angeles River Watershed	Do Not Delist from 303(d) list (TMDL required list)	DDT	4 lines of evidence	1) 0 of 0 sample exceeded the GUIDELINE 2) 0 of 1 sample exceeded the GUIDELINE 3) 1 of 1 sample exceeded the GUIDELINE 4) 0 of 1 sample exceeded the GUIDELINE
			Mercury	3 lines of evidence	1) 1 of 1 sample exceeded the GUIDELINE 2) 2 of 2 samples exceeded the GUIDELINE 3) 0 of 0 samples exceeded the GUIDELINE
			PCBs	4 lines of evidence	1) 0 of 0 sample exceeded the GUIDELINE 2) 0 of 1 sample exceeded the GUIDELINE 3) 1 of 1 sample exceeded the GUIDELINE 4) 0 of 1 sample exceeded the GUIDELINE
Puente Creek	San Gabriel River Watershed	Do Not Delist from 303(d) list (TMDL required list)	Indicator Bacteria	N/A	303(d) listing decisions made prior to 2006 were not held in an assessment database and are not available in the administrative record.
Pyramid Lake	Santa Clara River Watershed	Do Not Delist from 303(d) list (TMDL required list)	Mercury	1 line of evidence	1) 17 of the 28 samples exceed the GUIDELINE
Rincon Beach	Rincon Beach Watershed	Do Not Delist from 303(d) list (TMDL required list)	Indicator Bacteria	15 lines of evidence	Available in the Administrative Record
Rio De Santa Clara/Oxnard Drain No. 3	Oxnard	Do Not Delist from 303(d) list (TMDL required list)	Toxaphene	4 lines of evidence	1) 2 of 2 samples exceeded the GUIDELINE 2) 2 of 2 samples exceeded the CRITERION 3) 2 of 2 samples exceeded the CRITERION 4) 2 of 2 samples exceeded the CRITERION
			Toxicity	2 lines of evidence	1) 0 of 0 sample exceeded the CRITERIA 2) 1 of 4 samples exceeded the CRITERIA
San Antonio Creek	San Antonio River Watershed	Do Not Delist from 303(d) list (TMDL required list)	Total Dissolved Solids	4 lines of evidence	1) 0 of the 3 samples exceed the OBJECTIVE 2) 2 of the 3 samples exceed the OBJECTIVE 3) 0 of the 3 samples exceed the OBJECTIVE 4) 74 of the 222 samples exceed the OBJECTIVE
San Buenaventura Beach	Ventura River Watershed	Do Not Delist from 303(d) list (TMDL required list)	Indicator Bacteria	29 lines of evidence	Available in the Administrative Record
San Gabriel River Estuary	San Gabriel River Watershed	Do Not Delist from 303(d) list (TMDL required list)	Nickel	2 lines of evidence	1) 13 of the 47 samples exceed the CRITERIA 2) 3 of the 40 samples exceed the CRITERIA
			Dissolved Oxygen	2 lines of evidence	1) 83 of the 500 samples exceed the OBJECTIVE 2) 94 of the 526 samples exceed the OBJECTIVE
San Gabriel River Reach 1	San Gabriel River Watershed	Do Not Delist from 303(d) list (TMDL required list)	pH	3 lines of evidence	1) 80 of the 234 samples exceed the OBJECTIVE 2) 85 of the 584 samples exceed the OBJECTIVE 3) 120 of the 391 samples exceed the OBJECTIVE
San Jose Creek Reach 1	Los Angeles River Watershed	Do Not Delist from 303(d) list (TMDL required list)	Toxicity	2 lines of evidence	1) 20 of the 84 samples exceeded the guideline 2) Available in Administrative Record
			pH	2 lines of evidence	1) 123 of the 345 samples exceed the OBJECTIVE 2) 101 of the 292 samples exceed the OBJECTIVE
Santa Clara River Reach 1	Santa Clara River Watershed	Do Not Delist from 303(d) list (TMDL required list)	Toxicity	1 line of evidence	A sufficient number of samples exceed the evaluation guideline for toxicity and thus the basin plan narrative water quality objective
Santa Clara River Reach 3	Santa Clara River Watershed	Do Not Delist from 303(d) list (TMDL required list)	Total Dissolved Solids	2 lines of evidence	1) 53 of the 215 samples exceed the OBJECTIVE 2) 0 of the 2 samples exceed the OBJECTIVE

Waterbody	Location	303(d) Category	Pollutants	Amount of Evidence	Outcome of Evidence
Santa Clara River Reach 5	Santa Clara River Watershed	Do Not Delist from 303(d) list (TMDL required list)	Iron	3 lines of evidence	1) 0 of the 1 samples exceed the CRITERIA 2) 9 of the 30 samples exceed the CRITERIA 3) 6 of the 81 samples exceed the CRITERIA
Santa Clara River Reach 6	Santa Clara River Watershed	Do Not Delist from 303(d) list (TMDL required list)	Chlorpyrifos	3 lines of evidence	0 of the 1 SWAMP samples exceed the evaluation guideline. Data from LOE 2134 was not used in this assessment because it cannot be determined whether the data testing method detection limit exceeds the recommended numeric translator listed in the current evaluation guideline ("J-Flagged"). Data from LOE 96214 cannot be used in this assessment because the data is also marked as "J-Flagged."
			Toxicity	4 lines of evidence	1) 4 of the 4 samples exceed the GUIDELINE 2) 0 of the 40 samples exceed the GUIDELINE 3) 1 of the 1 sample exceed the GUIDELINE 4) 0 of the 1 sample exceed the GUIDELINE
Santa Clara River Reach 11	Santa Clara River Watershed	Do Not Delist from 303(d) list (TMDL required list)	Sulfates	3 lines of evidence	1) 1 of the 1 samples exceed the OBJECTIVE 2) 1 of the 1 samples exceed the OBJECTIVE 3) 6 of the 13 samples exceed the OBJECTIVE
			Total Dissolved Solids	3 lines of evidence	1) 1 of the 1 samples exceed the OBJECTIVE 2) 1 of the 1 samples exceed the OBJECTIVE 3) 8 of the 13 samples exceed the OBJECTIVE
Sawpit Creek	Saw Pit Creek Watershed	Do Not Delist from 303(d) list (TMDL required list)	Indicator Bacteria	N/A	303(d) listing decisions made prior to 2006 were not held in an assessment database and are not available in the administrative record
Sespe Creek	Sespe Creek Watershed	Do Not Delist from 303(d) list (TMDL required list)	Chloride	3 lines of evidence	1) 6 of the 16 samples exceed the CRITERIA 2) 0 of the 1 samples exceed the CRITERIA 3) 0 of the 1 samples exceed the CRITERIA
			pH	6 lines of evidence	1) 0 of the 2 samples exceed the OBJECTIVE 2) 0 of the 2 samples exceed the OBJECTIVE 3) 0 of the 2 samples exceed the OBJECTIVE 4) 0 of the 2 samples exceed the OBJECTIVE 5) 0 of the 2 samples exceed the OBJECTIVE 6) 0 of the 0 samples exceed the OBJECTIVE
Surfers Point at Seaside	Santa Monica Bay Watershed	Do Not Delist from 303(d) list (TMDL required list)	Indicator Bacteria	12 lines of evidence	Available in the Administrative Record
Topanga Canyon Creek	Topanga Canyon Creek Watershed	Do Not Delist from 303(d) list (TMDL required list)	Lead	2 lines of evidence	1) 0 of the 1 samples exceeded the CRITERIA 2) 0 of the 0 samples exceeded the CRITERIA
Triunfo Canyon Creek Reach 1	Malibu Creek Watershed	Do Not Delist from 303(d) list (TMDL required list)	Lead	2 lines of evidence	1) 0 of the 2 samples exceeded the CRITERIA 2) 0 of the 0 samples exceeded the CRITERIA
Ventura River Reach 3	Ventura River Watershed	Do Not Delist from 303(d) list (TMDL required list)	Indicator Bacteria	3 lines of evidence	Available in the Administrative Record
Walnut Creek Wash	San Gabriel River Watershed	Do Not Delist from 303(d) list (TMDL required list)	Benthic Community Effects	2 lines of evidence	Available in the Administrative Record
Wheeler Canyon/Todd Barranca	Santa Clara River Watershed	Do Not Delist from 303(d) list (TMDL required list)	Sulfates	2 lines of evidence	1) 11 of the 12 samples exceed the OBJECTIVE 2) 4 of the 5 samples exceed the OBJECTIVE

Waterbody	Location	303(d) Category	Pollutants	Amount of Evidence	Outcome of Evidence
Barranca			Total Dissolved Solids	1 line of evidence	1) 12 of the 12 samples exceed the OBJECTIVE
Avalon Beach	Channel Islands Watershed	Do Not Delist from 303(d) list (being addressed with USEPA approved TMDL)	Indicator Bacteria	7 lines of evidence	1) 141 of 382 samples exceeded the OBJECTIVE 2) 295 of 365 samples exceeded the OBJECTIVE 3) 81 of 297 samples exceeded the OBJECTIVE 4) 139 of 289 samples exceeded the OBJECTIVE 5) 65 of 215 samples exceeded the OBJECTIVE 6) 4 of 382 samples exceeded the OBJECTIVE 7) 64 of 365 samples exceeded the OBJECTIVE
Ballona Creek	Ballona Creek Watershed	Do Not Delist from 303(d) list (being addressed with USEPA approved TMDL)	Copper	2 lines of evidence	1) 39 of 168 samples exceeded the CRITERIA 2) 0 of 1 samples exceeded the CRITERIA
			Indicator Bacteria	N/A	303(d) listing decisions made prior to 2006 were not held in an assessment database. The Regional Boards will update this decision when new data and information become available and are assessed.
			Lead	3 lines of evidence	1) 20 of the 168 samples exceeded the criteria 2) Available in the Administrative Record 3) Available in the Administrative Record
			Toxicity	4 lines of evidence	1) 0 of 0 samples exceeded the GUIDELINE 2) 2 of 2 samples exceeded the GUIDELINE 3) 0 of 16 samples exceeded the GUIDELINE 4) 0 of 0 samples exceeded the GUIDELINE
			Zinc	3 lines of evidence	1) 2 of the 2 samples exceeded the CRITERIA 2) 11 of the 184 samples exceeded the CRITERIA 3) 0 of the 1 samples exceeded the CRITERIA
Bell Creek	Los Angeles River Watershed	Do Not Delist from 303(d) list (being addressed with USEPA approved TMDL)	Indicator Bacteria	N/A	303(d) listing decisions made prior to 2006 were not held in an assessment database and are not available in the administrative record
Big Rock Beach	Santa Monica Bay Watershed	Do Not Delist from 303(d) list (being addressed with USEPA approved TMDL)	Coliform Bacteria	9 lines of evidence	1) 0 of 0 samples exceeded the OBJECTIVE 2) 42 of 288 samples exceeded the OBJECTIVE 3) 73 of 264 samples exceeded the OBJECTIVE 4) 2 of 184 samples exceeded the OBJECTIVE 5) 8 of 172 samples exceeded the OBJECTIVE 6) 0 of 0 samples exceeded the OBJECTIVE 7) 62 of 288 samples exceeded the OBJECTIVE 8) 2 of 288 samples exceeded the OBJECTIVE 9) 1 of 264 samples exceeded the OBJECTIVE
Burbank Western Channel	Los Angeles River Watershed	Do Not Delist from 303(d) list (being addressed with USEPA approved TMDL)	Indicator Bacteria	N/A	There is sufficient justification to place this waterbody/pollutant in the Being Addressed portion of the CWA 303(d) List because a TMDL has been completed and approved by USEPA, and is expected to result in attainment of the standard.
Calleguas Creek Beach 1	Calleguas Creek Watershed	Do Not Delist from 303(d) list (being addressed with USEPA approved TMDL)	Chlordane	2 lines of evidence	Available in the Administrative Record
			DDT	2 lines of evidence	Available in the Administrative Record
			Dieldrin	2 lines of evidence	1) 1 of the 1 samples exceeded the CRITERIA 2) 0 of the 0 samples exceeded the CRITERIA

Waterbody	Location	303(d) Category	Pollutants	Amount of Evidence	Outcome of Evidence
Reach 1	Watershed	addressed with USEPA approved TMDL	Endosulfan	2 lines of evidence	Available in the Administrative Record
			Mercury	2 lines of evidence	1) 0 of the 1 samples exceeded the CRITERIA 2) 2 of the 4 samples exceeded the CRITERIA
			PCBs	2 lines of evidence	Available in the Administrative Record
Calleguas Creek Reach 2	Calleguas Creek Watershed	Do Not Delist from 303(d) list (being addressed with USEPA approved TMDL)	Ammonia	4 lines of evidence	Available in the Administrative Record
			Chlordane	3 lines of evidence	Available in the Administrative Record
			DDT	3 lines of evidence	Available in the Administrative Record
			Dieldrin	3 lines of evidence	1) 0 of the 0 samples exceeded the CRITERIA 2) 0 of the 5 samples exceeded the CRITERIA 3) 0 of the 5 samples exceeded the CRITERIA
			Endosulfan	4 lines of evidence	1) 0 of the 0 samples exceeded the CRITERIA 2) 0 of the 5 samples exceeded the CRITERIA 3) 0 of the 5 samples exceeded the CRITERIA 4) 0 of the 0 samples exceeded the CRITERIA
			Toxaphene	3 lines of evidence	Available in the Administrative Record
Calleguas Creek Reach 3	Calleguas Creek Watershed	Do Not Delist from 303(d) list (being addressed with USEPA approved TMDL)	Ammonia	3 lines of evidence	Available in the Administrative Record
			Chlordane	3 lines of evidence	1) 0 of the 1 samples exceeded the CRITERIA 2) 2 of the 7 samples exceeded the CRITERIA 3) 1 of the 1 samples exceeded the CRITERIA
			Chloride	4 lines of evidence	1) 0 of the 0 samples exceeded the CRITERIA 2) 1 of the 1 samples exceeded the CRITERIA 3) 0 of the 0 samples exceeded the CRITERIA 4) ?
			DDT	3 lines of evidence	1) 0 of the 1 samples exceeded the CRITERIA 2) 9 of the 10 samples exceeded the CRITERIA 3) 0 of the 1 samples exceeded the CRITERIA
			Dieldrin	3 lines of evidence	1) 0 of the 1 samples exceeded the CRITERIA 2) 2 of the 3 samples exceeded the CRITERIA 3) 1 of the 1 samples exceeded the CRITERIA
			PCBs	3 lines of evidence	1) 0 of the 0 samples exceeded the CRITERIA 2) 1 of the 1 samples exceeded the CRITERIA 3) 1 of the 1 samples exceeded the CRITERIA
			Chlordane	3 lines of evidence	1) 3 of 3 samples exceeded the GUIDELINE 2) 7 of 12 samples exceeded the GUIDELINE 3) ?
			Chlorpyrifos	2 lines of evidence	1) 0 of 0 samples exceeded the GUIDELINE 2) 8 of 12 samples exceeded the GUIDELINE

Waterbody	Location	303(d) Category	Pollutants	Amount of Evidence	Outcome of Evidence
Calleguas Creek Reach 4	Calleguas Creek Watershed	Do Not Delist from 303(d) list (being addressed wit USEPA approved TMDL)	Diazinon	2 lines of evidence	Available in the Administrative Record
			Dieldrin	3 lines of evidence	Available in the Administrative Record
			Endosulfan	4 lines of evidence	Available in the Administrative Record
			Selenium	2 lines of evidence	Available in the Administrative Record
			Total DDT	2 lines of evidence	Available in the Administrative Record
			Toxaphene	3 lines of evidence	1) 3 of 3 samples exceeded the GUIDELINE 2) 6 of 6 samples exceeded the GUIDELINE 3) ?
Calleguas Creek Reach 6	Calleguas Creek Watershed	Do Not Delist from 303(d) list (being addressed wit USEPA approved TMDL)	Ammonia	3 lines of evidence	Available in the Administrative Record
			Sulfates	2 lines of evidence	1) 1 of the 1 samples exceeded the OBJECTIVE 2) 1 of the 1 samples exceeded the OBJECTIVE
			Total Dissolved Solids	4 lines of evidence	1) 1 of the 1 samples exceeded the OBJECTIVE 2) 1 of the 1 samples exceeded the OBJECTIVE 3) 0 of the 0 samples exceeded the OBJECTIVE 4) 0 of the 0 samples exceeded the OBJECTIVE
			Toxicity	2 lines of evidence	1) 1 of the 1 samples exceeded the CRITERIA 2) 0 of the 0 samples exceeded the CRITERIA
Calleguas Creek Reach 7	Calleguas Creek Watershed	Do Not Delist from 303(d) list (being addressed wit USEPA approved TMDL)	Chlorpyrifos	3 lines of evidence	1) 0 of the 0 samples exceeded the CRITERIA 2) 0 of the 0 samples exceeded the CRITERIA 3) 1 of the 1 samples exceeded the CRITERIA
			Diazinon	3 lines of evidence	1) 0 of the 0 samples exceeded the CRITERIA 2) 0 of the 1 samples exceeded the CRITERIA 3) 1 of the 1 samples exceeded the CRITERIA
			Toxicity	2 lines of evidence	1) 0 of the 0 samples exceeded the CRITERIA 2) 1 of the 1 samples exceeded the CRITERIA
Calleguas Creek Reach 8	Calleguas Creek Watershed	Do Not Delist from 303(d) list (being addressed wit USEPA approved TMDL)	Sulfates	4 lines of evidence	1) 0 of the 0 samples exceeded the OBJECTIVE 2) 1 of the 1 samples exceeded the OBJECTIVE 3) 1 of the 1 samples exceeded the OBJECTIVE
			Total Dissolved Solids	4 lines of evidence	1) 1 of the 1 samples exceeded the OBJECTIVE 2) 1 of the 1 samples exceeded the OBJECTIVE 3) 0 of the 0 samples exceeded the OBJECTIVE 4) 0 of the 0 samples exceeded the OBJECTIVE
Calleguas Creek	Calleguas Creek	Do Not Delist from 303(d) list (being	Nitrogen, Nitrate	1 line of evidence	1) 0 of the 0 samples exceeded the CRITERIA
			Sulfates	1 line of evidence	1) 1 of the 2 samples exceeded the OBJECTIVE

Waterbody	Location	303(d) Category	Pollutants	Amount of Evidence	Outcome of Evidence
Reach 9A	Watershed	addressed wit USEPA approved TMDL)	Total Dissolved Solids	3 lines of evidence	1) 1 of the 1 samples exceeded the OBJECTIVE 2) 0 of the 0 samples exceeded the OBJECTIVE 3) 0 of the 0 samples exceeded the OBJECTIVE
			Toxicity	2 lines of evidence	1) 0 of the 1 samples exceeded the CRITERIA 2) 0 of the 0 samples exceeded the CRITERIA
Calleguas Creek Reach 9B	Calleguas Creek Watershed	Do Not Delist from 303(d) list (being addressed wit USEPA approved TMDL)	Ammonia	3 lines of evidence	Available in the Administrative Record
			Sulfates	3 lines of evidence	1) 0 of the 0 samples exceeded the OBJECTIVE 2) 0 of the 1 samples exceeded the OBJECTIVE 3) 0 of the 0 samples exceeded the OBJECTIVE
			Total Dissolved Solids	3 lines of evidence	1) 0 of the 1 samples exceeded the OBJECTIVE 2) 0 of the 0 samples exceeded the OBJECTIVE 3) 0 of the 0 samples exceeded the OBJECTIVE
			Toxicity	2 lines of evidence	1) 0 of the 1 samples exceeded the CRITERIA 2) 0 of the 0 samples exceeded the CRITERIA
Calleguas Creek Reach 10	Calleguas Creek Watershed	Do Not Delist from 303(d) list (being addressed wit USEPA approved TMDL)	Chlordane	One placeholder decision for a CWA section 303(d) Listing made in a previous assessment cycle exceed the Guideline	Zero of zero sample exceeded the criteria
			Chlorpyrifos	N/A	Chlorpyrifos has not been specifically listed on the 303(d) list for this water body. The USEPA final decision for the 2006 303(d) list added this listing to the 'being addressed by USEPA approved TMDL portion of the 303(d) List because the Calleguas Creek Toxicity TMDL was approved by USEPA on 03/14/2006
			Diazinon	1 line of evidence	Diazinon exceeded in 2 of 21 samples
			Toxaphene	2 lines of evidence	Available in the Administrative Record
Calleguas Creek Reach 12	Calleguas Creek Watershed	Do Not Delist from 303(d) list (being addressed wit USEPA approved TMDL)	Chlordane	2 lines of evidence	Available in the Administrative Record
			DDT	2 lines of evidence	1) 10 of 21 samples exceeded the GUIDELINE 2) 0 of 0 samples exceeded the GUIDELINE
			Sulfates	3 lines of evidence	1) 0 of the 0 samples exceeded the OBJECTIVE 2) 1 of the 1 samples exceeded the OBJECTIVE 3) 0 of the 0 samples exceeded the OBJECTIVE
			Total Dissolved Solids	4 lines of evidence	1) 1 of the 1 samples exceeded the OBJECTIVE 2) 0 of the 0 samples exceeded the OBJECTIVE 3) 0 of the 0 samples exceeded the OBJECTIVE 4) 1 of the 1 samples exceeded the OBJECTIVE

Waterbody	Location	303(d) Category	Pollutants	Amount of Evidence	Outcome of Evidence
			Toxaphene	2 lines of evidence	Available in the Administrative Record
Canada Larga	Ventura River Watershed	Do Not Delist from 303(d) list (being addressed wit USEPA approved TMDL)	Dissolved Oxygen	N/A	303(d) listing decisions made prior to 2006 were not held in an assessment database
Channel Islands Harbor Beach	Channel Islands Watershed	Do Not Delist from 303(d) list (being addressed wit USEPA approved TMDL)	Indicator Bacteria	8 lines of evidence	Available in the Administrative Record
Colorado Lagoon	Dominguez Channel Watershed	Do Not Delist from 303(d) list (being addressed wit USEPA approved TMDL)	Chlordane	N/A	303(d) listing decisions made prior to 2006 were not held in an assessment database
			DDT	N/A	303(d) listing decisions made prior to 2006 were not held in an assessment database
			Dieldrin	N/A	303(d) listing decisions made prior to 2006 were not held in an assessment database
			Lead	N/A	303(d) listing decisions made prior to 2006 were not held in an assessment database
			PAHs	N/A	303(d) listing decisions made prior to 2006 were not held in an assessment database
			PCBs	N/A	303(d) listing decisions made prior to 2006 were not held in an assessment database
			Zinc	N/A	303(d) listing decisions made prior to 2006 were not held in an assessment database
Compton Creek	Los Angeles River Watershed	Do Not Delist from 303(d) list (being addressed wit USEPA approved TMDL)	Copper	N/A	There is sufficient justification to place this waterbody/pollutant in the Being Addressed portion of the CWA 303(d) List because a TMDL has been completed and approved by USEPA, and is expected to result in attainment of the standard.
			Lead	3 lines of evidence	1) 1 of the 15 samples exceeded the CRITERIA 2) 0 of the 0 samples exceeded the CRITERIA 3) 0 of the 3 samples exceeded the CRITERIA
			pH	2 lines of evidence	Available in the Administrative Record
Coyote Creek	Santa Clara River Watershed	Do Not Delist from 303(d) list (being addressed wit USEPA approved TMDL)	Copper	7 lines of evidence	Available in the Administrative Record
			Indicator Bacteria	8 lines of evidence	Available in the Administrative Record
Coyote Creek, North Fork	Santa Clara River Watershed	Do Not Delist from 303(d) list (being addressed wit USEPA approved TMDL)	Indicator Bacteria	N/A	There is sufficient justification to place this waterbody/pollutant in the Being Addressed portion of the CWA 303(d) List because a TMDL has been completed and approved by USEPA, and is expected to result in attainment of the standard.
Dan Blocker Memorial (Coral) Beach	Los Angeles River Watershed	Do Not Delist from 303(d) list (being addressed wit USEPA approved TMDL)	Indicator Bacteria	8 lines of evidence	1) 0 of 0 sample exceeded the OBJECTIVE 2) 85 of 570 samples exceeded the OBJECTIVE 3) 156 of 521 samples exceeded the OBJECTIVE 4) 7 of 359 samples exceeded the OBJECTIVE 5) 0 of 330 samples exceeded the OBJECTIVE 6) 219 of 570 samples exceeded the OBJECTIVE 7) 11 of 570 samples exceeded the OBJECTIVE 8) 32 of 521 samples exceeded the OBJECTIVE
Dockweiler Beach	Ballona Creek Watershed	Do Not Delist from 303(d) list (being addressed wit USEPA approved TMDL)	Indicator Bacteria	25 lines of evidence	Available in the Administrative Record
Dominguez Channel	Dominguez Channel Watershed	Do Not Delist from 303(d) list (being addressed wit USEPA approved TMDL)	Copper	4 lines of evidence	Available in the Administrative Record
			Lead	1 line of evidence	Available in the Administrative Record
			Toxicity	2 lines of evidence	1) 10 of the 20 samples exceed the GUIDELINE 2) 5 of the 28 samples exceed the GUIDELINE
			Zinc	4 lines of evidence	Available in the Administrative Record



Waterbody	Location	303(d) Category	Pollutants	Amount of Evidence	Outcome of Evidence
Dominguez Channel Estuary	Dominguez Channel Watershed	Do Not Delist from 303(d) list (being addressed wit USEPA approved TMDL)	Benzoanthracene	4 lines of evidence	1) 8 of the 41 samples exceed the GUIDELINE 2) 1 of the 16 samples exceed the GUIDELINE 3) 0 of the 0 samples exceed the GUIDELINE 4) 4 of 7 samples exhibited sediment toxicity
			Benzopyrene	4 lines of evidence	1) 7 of the 41 samples exceed the GUIDELINE 2) 0 of the 15 samples exceed the GUIDELINE 3) 0 of the 0 samples exceed the GUIDELINE 4) 4 of 7 samples exhibited sediment toxicity
			Chlordane	2 lines of evidence	1) 0 of the 0 sample exceeded the CRITERIA 2) 0 of the 0 sample exceeded the CRITERIA
			Chrysene	4 lines of evidence	1) 8 of the 41 samples exceed the GUIDELINE 2) 1 of the 16 samples exceed the GUIDELINE 3) 0 of the 0 samples exceed the GUIDELINE 4) 4 of 7 samples exhibited sediment toxicity
			DDT	6 lines of evidence	1) 3 of 13 samples exceeded the GUIDELINE 2) 0 of 0 samples exceeded the GUIDELINE 3) 0 of 0 samples exceeded the GUIDELINE 4) 1 of 1 sample exceeded the GUIDELINE 5) 1 of 12 samples exceeded the GUIDELINE 6) 4 of 7 sample exhibited sediment toxicity
			Lead	6 lines of evidence	1) 0 of the 0 samples exceed the GUIDELINE 2) 29 of the 93 samples exceed the GUIDELINE 3) 0 of the 0 samples exceed the GUIDELINE 4) 0 of the 17 samples exceed the GUIDELINE 5) 0 of the 0 samples exceed the GUIDELINE 6) 4 of 7 samples exhibited sediment toxicity
			PCBs	5 lines of evidence	1) 15 of the 42 samples exceed the GUIDELINE 2) 0 of the 0 samples exceed the GUIDELINE 3) 0 of the 13 samples exceed the GUIDELINE 4) 1 of the 1 samples exceed the GUIDELINE 5) 4 of 7 samples exhibited sediment toxicity
			Phenanthrene	4 lines of evidence	1) 9 of the 41 samples exceed the GUIDELINE 2) 0 of the 0 samples exceed the GUIDELINE 3) 0 of the 15 samples exceed the GUIDELINE 4) 4 of 7 samples exhibited sediment toxicity
			Pyrene	4 lines of evidence	1) 13 of the 41 samples exceed the GUIDELINE 2) 0 of the 0 samples exceed the GUIDELINE 3) 1 of the 16 samples exceed the GUIDELINE 4) 4 of 7 samples exhibited sediment toxicity
			Toxicity	2 lines of evidence	1) 4 of 7 samples exceed the GUIDELINE 2) 0 of 9 samples exceed the GUIDELINE
Duck Pond			Chlordane	3 lines of evidence	1) 2 of 2 samples exceed the CRITERION 2) 2 of 6 samples exceed the CRITERION 3) 2 of 6 samples exceed the CRITERION

Waterbody	Location	303(d) Category	Pollutants	Amount of Evidence	Outcome of Evidence
Duck Pond Agricultural Drains/Mugu Drain/Oxnard Drain No 2	Oxnard	Do Not Delist from 303(d) list (being addressed with USEPA approved TMDL)	DDT	3 lines of evidence	1) 2 of 2 samples exceed the CRITERION 2) 2 of 2 samples exceed the CRITERION 3) 2 of 6 samples exceed the CRITERION
			Toxaphene	3 lines of evidence	1) 2 of 2 samples exceed the CRITERION 2) 3 of 3 samples exceed the CRITERION 3) 3 of 3 samples exceed the CRITERION
			Toxicity	3 lines of evidence	1) 0 of 0 samples exceed the CRITERION 2) 1 of 5 samples exceed the CRITERION 3) ?
Echo Park Lake	Los Angeles River Watershed	Do Not Delist from 303(d) list (being addressed with USEPA approved TMDL)	PCBs	3 lines of evidence	1) 2 of 2 samples exceed the GUIDELINE 2) 0 of 2 samples exceed the GUIDELINE 3) 0 of 0 samples exceed the GUIDELINE
El Dorado Lakes	San Gabriel River Watershed	Do Not Delist from 303(d) list (being addressed with USEPA approved TMDL)	Mercury	2 lines of evidence	1) 1 of 1 sample exceeded the GUIDELINE 2) 2 of 2 samples exceeded the GUIDELINE
Fox Barranca	Ventura River Watershed	Do Not Delist from 303(d) list (being addressed with USEPA approved TMDL)	Sulfates	4 lines of evidence	1) 1 of the 3 samples exceed the OBJECTIVE 2) 1 of the 3 samples exceed the OBJECTIVE 3) 0 of the 0 samples exceed the OBJECTIVE 4) 0 of the 0 samples exceed the OBJECTIVE
			Total Dissolved Solids	4 lines of evidence	1) 1 of the 3 samples exceed the OBJECTIVE 2) 1 of the 3 samples exceed the OBJECTIVE 3) 0 of the 0 samples exceed the OBJECTIVE 4) 0 of the 0 samples exceed the OBJECTIVE
Hobie Beach	Los Angeles River Watershed	Do Not Delist from 303(d) list (being addressed with USEPA approved TMDL)	Indicator Bacteria	10 lines of evidence	Available in the Administrative Record
Lake Calabasas	Los Angeles River Watershed	Do Not Delist from 303(d) list (being addressed with USEPA approved TMDL)	Odor	N/A	303(d) listing decisions made prior to 2006 were not held in an assessment database
Lake Sherwood	Wekiva River Watershed	Do Not Delist from 303(d) list (being addressed with USEPA approved TMDL)	Mercury	2 lines of evidence	Available in the Administrative Record
Las Tunas Beach	San Gabriel River Watershed	Do Not Delist from 303(d) list (being addressed with USEPA approved TMDL)	DDT	3 lines of evidence	1) 0 of 1 sample exceeded the CRITERIA 2) 0 of 1 sample exceeded the CRITERIA 3) 0 of 0 sample exceeded the CRITERIA
			PCBs	3 lines of evidence	1) 1 of the 1 samples exceeded the GUIDELINE 2) 0 of the 0 samples exceeded the GUIDELINE 3) 1 of the 1 samples exceeded the GUIDELINE
Las Virgenes Creek	Malibu Creek Watershed	Do Not Delist from 303(d) list (being addressed with USEPA approved TMDL)	Indicator Bacteria	1 line of evidence	Available in the Administrative Record
			Organic Enrichment/Low Dissolved Oxygen	5 lines of evidence	1) 0 of 0 samples exceeded the OBJECTIVE 2) 0 of 0 samples exceeded the OBJECTIVE 3) 1 of 4 samples exceeded the OBJECTIVE 4) 2 of 4 samples exceeded the OBJECTIVE 5) 11 of 88 samples exceeded the OBJECTIVE
Lindero Creek Reach 1	Malibu Creek Watershed	Do Not Delist from 303(d) list (being addressed with USEPA approved TMDL)	Indicator Bacteria	1 line of evidence	Available in the Administrative Record
Lindero Creek Reach 2	Malibu Creek Watershed	Do Not Delist from 303(d) list (being addressed with USEPA approved TMDL)	Indicator Bacteria	1 line of evidence	Available in the Administrative Record

Waterbody	Location	303(d) Category	Pollutants	Amount of Evidence	Outcome of Evidence
Long Beach City Beach	Dominguez Channel Watershed	Do Not Delist from 303(d) list (being addressed wit USEPA approved TMDL)	Indicator Bacteria	63 lines of evidence	Available in the Administrative Record
Los Angeles Harbor - Consolidated Slip	Los Angeles River Watershed	Do Not Delist from 303(d) list (being addressed wit USEPA approved TMDL)	Cadmium	4 lines of evidence	Available in the Administrative Record
			Chlordane	4 lines of evidence	Available in the Administrative Record
			Chromium	3 lines of evidence	Available in the Administrative Record
			Copper	4 lines of evidence	Available in the Administrative Record
			DDT	3 lines of evidence	Available in the Administrative Record
			Dieldrin	4 lines of evidence	Available in the Administrative Record
			Lead	3 lines of evidence	Available in the Administrative Record
			Mercury	4 lines of evidence	Available in the Administrative Record
			PCBs	5 lines of evidence	Available in the Administrative Record
			Toxaphene	1 line of evidence	Available in the Administrative Record
Los Angeles Harbor - Fish Harbor	Los Angeles River Watershed	Do Not Delist from 303(d) list (being addressed wit USEPA approved TMDL)	DDT	3 lines of evidence	Available in the Administrative Record
			PAHs	2 lines of evidence	Available in the Administrative Record
Los Angeles Harbor - Inner Cabrillo Beach Area	Los Angeles River Watershed	Do Not Delist from 303(d) list (being addressed wit USEPA approved TMDL)	DDT	2 lines of evidence	Available in the Administrative Record
			Indicator Bacteria	14 lines of evidence	Available in the Administrative Record
			PCBs	1 line of evidence	Available in the Administrative Record
Los Angeles River Estuary	Los Angeles River Watershed	Do Not Delist from 303(d) list (being addressed wit USEPA approved TMDL)	Chlordane	5 lines of evidence	1) 1 of 1 sample exceeded the GUIDELINE 2) 4 of 6 samples exceeded the GUIDELINE 3) 9 of 9 samples exceeded the GUIDELINE 4) 2 of 5 samples exhibited sediment toxicity 5) 5 of 9 samples exhibited sediment toxicity
			DDT	5 lines of evidence	1) 1 of 1 sample exceeded the GUIDELINE 2) 4 of 6 samples exceeded the GUIDELINE 3) 0 of 0 samples exceeded the GUIDELINE 4) 2 of 5 samples exhibited sediment toxicity 5) 5 of 9 samples exhibited sediment toxicity

Waterbody	Location	303(d) Category	Pollutants	Amount of Evidence	Outcome of Evidence
Los Angeles River Reach 1	Los Angeles River Watershed	Do Not Delist from 303(d) list (being addressed wit USEPA approved TMDL)	Indicator Bacteria	N/A	303(d) listing decisions made prior to 2006 were not held in an assessment database
Los Angeles River Reach 3	Los Angeles River Watershed	Do Not Delist from 303(d) list (being addressed wit USEPA approved TMDL)	Ammonia	2 lines of evidence	1) 0 of 0 samples exceeded the CRITERIA 2) 33 of 111 samples exceeded the CRITERIA
			Copper	2 lines of evidence	Available in the Administrative Record
Los Angeles River Reach 5	Los Angeles River Watershed	Do Not Delist from 303(d) list (being addressed wit USEPA approved TMDL)	Ammonia	2 lines of evidence	1) 18 of 101 samples exceeded the CRITERIA 2) 0 of 0 samples exceeded the CRITERIA
			Copper	2 lines of evidence	1) 0 of the 12 samples exceeded the CRITERIA 2) 0 of the 0 samples exceeded the CRITERIA
			Lead	2 lines of evidence	1) 0 of the 12 samples exceeded the CRITERIA 2) 0 of the 0 samples exceeded the CRITERIA
Los Angeles River Reach 6	Los Angeles River Watershed	Do Not Delist from 303(d) list (being addressed wit USEPA approved TMDL)	Selenium	2 lines of evidence	Available in the Administrative Record
Los Angeles/Long Beach Inner Harbor	Los Angeles River Watershed	Do Not Delist from 303(d) list (being addressed wit USEPA approved TMDL)	Copper	2 lines of evidence	Available in the Administrative Record
			DDT	4 lines of evidence	Available in the Administrative Record
			PCBs	3 lines of evidence	Available in the Administrative Record
			Zinc	3 lines of evidence	Available in the Administrative Record
Los Angeles/Long Beach Outer Harbor	Los Angeles River Watershed	Do Not Delist from 303(d) list (being addressed wit USEPA approved TMDL)	DDT	5 lines of evidence	1) 55 of 58 samples exceeded the GUIDELINE 2) 0 of 0 samples exceeded the GUIDELINE 3) 0 of 0 samples exceeded the GUIDELINE 4) 4 of 13 samples exceeded the GUIDELINE 5) 6 of 46 samples exceeded the GUIDELINE 6) 1 of 1 sample exceeded the GUIDELINE 7) 9 of 37 samples exceeded the GUIDELINE
			PCBs	5 lines of evidence	1) 42 of the 42 sample exceeded the GUIDELINE 2) 1 of the 1 sample exceeded the GUIDELINE 3) 33 of the 34 sample exceeded the GUIDELINE 4) 0 of the 0 sample exceeded the GUIDELINE 5) 0 of the 46 sample exceeded the GUIDELINE
			Toxicity	2 lines of evidence	1) 9 of 37 samples exceeded the GUIDELINE 2) 32 of 112 samples exceeded the GUIDELINE
Machado Lake	Dominguez Channel Watershed	Do Not Delist from 303(d) list (being addressed wit USEPA approved TMDL)	Chlordane	3 lines of evidence	1) 0 of 1 sample exceeded the GUIDELINE 2) 0 of 1 sample exceeded the GUIDELINE 3) 4 of 9 samples exceeded the GUIDELINE
			DDT	N/A	Based on the readily available data and information, the weight of evidence indicates that there is insufficient justification in favor of removing this water segment-pollutant combination from the section 303(d) list in the Water Quality Limited Segments category.
			Dieldrin	3 lines of evidence	1) 0 of 0 sample exceeded the GUIDELINE 2) 0 of 1 sample exceeded the GUIDELINE 3) 4 of 9 samples exceeded the GUIDELINE

Waterbody	Location	303(d) Category	Pollutants	Amount of Evidence	Outcome of Evidence
Malibu Lagoon Beach	Malibu Creek Watershed	Do Not Delist from 303(d) list (being addressed wit USEPA approved TMDL)	Coliform Bacteria	1 line of evidence	Available in the Administrative Record
Marina del Rey Harbor	Santa Monica Bay Watershed	Do Not Delist from 303(d) list (being addressed wit USEPA approved TMDL)	Copper	2 lines of evidence	Available in the Administrative Record
			Toxicity	3 lines of evidence	Available in the Administrative Record
Marina del Rey Harbor Beach	Santa Monica Bay Watershed	Do Not Delist from 303(d) list (being addressed wit USEPA approved TMDL)	Indicator Bacteria	8 lines of evidence	Available in the Administrative Record
McCoy Canyon Creek	Los Angeles River Watershed	Do Not Delist from 303(d) list (being addressed wit USEPA approved TMDL)	Nitrogen, Nitrate	1 line of evidence	Available in the Administrative Record
McGrath Beach	Santa Clara River Watershed	Do Not Delist from 303(d) list (being addressed wit USEPA approved TMDL)	Indicator Bacteria	5 lines of evidence	1) 0 of 0 samples exceeded the OBJECTIVE 2) 7 of 563 samples exceeded the OBJECTIVE 3) 3 of 563 samples exceeded the OBJECTIVE 4) 99 of 306 samples exceeded the OBJECTIVE 5) 10 of 563 samples exceeded the OBJECTIVE
McGrath Lake	Santa Clara River Watershed	Do Not Delist from 303(d) list (being addressed wit USEPA approved TMDL)	DDT	N/A	303(d) listing decisions made prior to 2006 were not held in an assessment database
			Toxicity	1 line of evidence	Available in the Administrative Record
Paradise Cove Beach	Malibu Creek Watershed	Do Not Delist from 303(d) list (being addressed wit USEPA approved TMDL)	Indicator Bacteria	8 lines of evidence	1) 158 of 291 samples exceeded the OBJECTIVE 2) 87 of 311 samples exceeded the OBJECTIVE 3) 0 of 0 samples exceeded the OBJECTIVE 4) 8 of 196 samples exceeded the OBJECTIVE 5) 0 of 186 samples exceeded the OBJECTIVE 6) 165 of 311 samples exceeded the OBJECTIVE 7) 13 of 311 samples exceeded the OBJECTIVE 8) 45 of 291 samples exceeded the OBJECTIVE
Peck Road Park Lake	Los Angeles River Watershed	Do Not Delist from 303(d) list (being addressed wit USEPA approved TMDL)	Chlordane	3 lines of evidence	Available in the Administrative Record
			DDT	3 lines of evidence	Available in the Administrative Record
Point Dume Beach	Santa Monica Bay Watershed	Do Not Delist from 303(d) list (being addressed wit USEPA approved TMDL)	DDT	3 lines of evidence	1) 0 of 0 sample exceeded the CRITERIA 2) 0 of 1 sample exceeded the CRITERIA 3) 1 of 1 sample exceeded the CRITERIA
			PCBs	3 lines of evidence	1) 0 of the 1 sample exceeded the GUIDELINE 2) 0 of the 0 sample exceeded the GUIDELINE 3) 1 of the 1 sample exceeded the GUIDELINE
Redondo Beach	Dominguez Channel Watershed	Do Not Delist from 303(d) list (being addressed wit USEPA approved TMDL)	DDT	2 lines of evidence	1) 1 of 1 sample exceeded the CRITERIA 2) 0 of 0 sample exceeded the CRITERIA
			PCBs	2 lines of evidence	1) 1 of the 1 sample exceeded the GUIDELINE 2) 0 of the 0 sample exceeded the GUIDELINE
Rio De Santa Clara/Oxnard Drain	Oxnard	Do Not Delist from 303(d) list (being	Chlordane	4 lines of evidence	1) 2 of 2 samples exceeded the GUIDELINE 2) 4 of 5 samples exceeded the CRITERION 3) 4 of 5 samples exceeded the CRITERION 4) 4 of 5 samples exceeded the CRITERION

Waterbody	Location	303(d) Category	Pollutants	Amount of Evidence	Outcome of Evidence
Clara/Oxnard Drain No. 3	Oxnard	addressed wit USEPA approved TMDL	DDT	4 lines of evidence	1) 2 of 2 samples exceeded the GUIDELINE 2) 5 of 5 samples exceeded the CRITERION 3) 5 of 5 samples exceeded the CRITERION 4) 5 of 5 samples exceeded the CRITERION
Royal Palms Beach	Santa Monica Bay Watershed	Do Not Delist from 303(d) list (being addressed wit USEPA approved TMDL)	DDT	3 lines of evidence	1) 0 of 0 sample exceeded the CRITERIA 2) 1 of 1 sample exceeded the CRITERIA 3) 1 of 1 sample exceeded the CRITERIA
			PCBs	3 lines of evidence	1) 1 of the 1 sample exceeded the GUIDELINE 2) 0 of the 0 sample exceeded the GUIDELINE 3) 1 of the 1 sample exceeded the GUIDELINE
San Antonio Creek	San Antonio Creek Watershed	Do Not Delist from 303(d) list (being addressed wit USEPA approved TMDL)	Nitrogen	1 line of evidence	Available in the Administrative Record
San Gabriel River Estuary	San Gabriel River Watershed	Do Not Delist from 303(d) list (being addressed wit USEPA approved TMDL)	Copper	4 lines of evidence	1) 5 of the 40 samples exceed the CRITERIA 2) 0 of the 0 samples exceed the CRITERIA 3) 12 of the 21 samples exceed the CRITERIA 4) 44 of the 181 samples exceed the CRITERIA
San Gabriel River Reach 2	San Gabriel River Watershed	Do Not Delist from 303(d) list (being addressed wit USEPA approved TMDL)	Lead	3 lines of evidence	Available in the Administrative Record
San Gabriel River Reach 3	San Gabriel River Watershed	Do Not Delist from 303(d) list (being addressed wit USEPA approved TMDL)	Indicator Bacteria	2 lines of evidence	Available in the Administrative Record
San Jose Creek Reach 1	San Gabriel River Watershed	Do Not Delist from 303(d) list (being addressed wit USEPA approved TMDL)	Indicator Bacteria	5 lines of evidence	1) 0 of 0 samples exceeded the OBJECTIVE 2) 11 of 12 samples exceeded the OBJECTIVE 3) 150 of 284 samples exceeded the OBJECTIVE 4) 58 of 60 samples exceeded the OBJECTIVE 5) 140 of 261 samples exceeded the OBJECTIVE
San Jose Creek Reach 2	San Gabriel River Watershed	Do Not Delist from 303(d) list (being addressed wit USEPA approved TMDL)	Indicator Bacteria	3 lines of evidence	Available in the Administrative Record
San Pedro Bay Near/Off Shore Zones	Los Angeles River Watershed	Do Not Delist from 303(d) list (being addressed wit USEPA approved TMDL)	Chlordane	4 lines of evidence	1) 0 of the 1 samples exceeded the GUIDELINE 2) 12 of the 32 samples exceeded the GUIDELINE 3) 1 of the 3 samples exceeded the GUIDELINE 4) 13 of 50 samples exhibited sediment toxicity
			PCBs	2 lines of evidence	1) 1 of the 1 samples exceed the GUIDELINE 2) 4 of the 4 samples exceed the GUIDELINE
			Total DDT	1 line of evidence	Available in the Administrative Record
			Toxicity	2 lines of evidence	Available in the Administrative Record
Santa Clara River Reach 3	Santa Clara River Watershed	Do Not Delist from 303(d) list (being addressed wit USEPA approved TMDL)	Chloride	2 lines of evidence	1) 0 of the 2 samples exceed the OBJECTIVE 2) 0 of the 0 samples exceed the OBJECTIVE
Santa Clara River Reach 5	Santa Clara River Watershed	Do Not Delist from 303(d) list (being addressed wit USEPA approved TMDL)	Chloride	2 lines of evidence	Available in the Administrative Record
			Indicator Bacteria	3 lines of evidence	1) 0 of 0 samples exceeded the OBJECTIVE 2) 93 of 710 samples exceeded the OBJECTIVE 3) 136 of 635 samples exceeded the OBJECTIVE
Santa Clara River Reach 6	Santa Clara River Watershed	Do Not Delist from 303(d) list (being addressed wit USEPA approved TMDL)	Chloride	2 lines of evidence	Available in the Administrative Record

Waterbody	Location	303(d) Category	Pollutants	Amount of Evidence	Outcome of Evidence
Santa Monica Bay Offshore/Nearshore	Santa Monica Bay Watershed	Do Not Delist from 303(d) list (being addressed wit USEPA approved TMDL)	DDT	5 lines of evidence	1) 12 of 19 samples exceeded the GUIDELINE 2) 17 of 32 samples exceeded the GUIDELINE 3) 0 of 0 sample exceeded the GUIDELINE 4) 0 of 0 sample exceeded the GUIDELINE 5) 0 of 0 sample exceeded the GUIDELINE
			PCBs	4 lines of evidence	1) 0 of 0 samples exceeded the GUIDELINE 2) 9 of 19 samples exceeded the GUIDELINE 3) 21 of 21 samples exceeded the GUIDELINE 4) 6 of 7 samples exceeded the GUIDELINE
Santa Monica Beach	Santa Monica Bay Watershed	Do Not Delist from 303(d) list (being addressed wit USEPA approved TMDL)	Indicator Bacteria	26 lines of evidence	Available in the Administrative Record
Topanga Beach	Topanga Creek Watershe	Do Not Delist from 303(d) list (being addressed wit USEPA approved TMDL)	Indicator Bacteria	7 lines of evidence	1) 0 of 0 samples exceeded the OBJECTIVE 2) 284 of 1177 samples exceeded the OBJECTIVE 3) 513 of 1163 samples exceeded the OBJECTIVE 4) 193 of 1178 samples exceeded the OBJECTIVE 5) 245 of 1164 samples exceeded the OBJECTIVE 6) 77 of 1178 samples exceeded the OBJECTIVE 7) 316 of 1164 samples exceeded the OBJECTIVE
Trancas Beach (Broad Beach)	Ventura River Watershed	Do Not Delist from 303(d) list (being addressed wit USEPA approved TMDL)	Indicator Bacteria	9 lines of evidence	Available in the Administrative Record
Venice Beach	Los Angeles River Watershed	Do Not Delist from 303(d) list (being addressed wit USEPA approved TMDL)	Indicator Bacteria	17 lines of evidence	Available in the Administrative Record
Will Rogers Beach	Malibu Creek Watershed	Do Not Delist from 303(d) list (being addressed wit USEPA approved TMDL)	Indicator Bacteria	9 lines of evidence	1) 177 of 1206 samples exceeded the OBJECTIVE 2) 316 of 1103 samples exceeded the OBJECTIVE 3) 35 of 893 samples exceeded the OBJECTIVE 4) 5 of 825 samples exceeded the OBJECTIVE 5) 0 of 0 sample exceeded the OBJECTIVE 6) 1264 of 4609 samples exceeded the OBJECTIVE 7) 383 of 1339 samples exceeded the OBJECTIVE 8) 15 of 1339 samples exceeded the OBJECTIVE 9) 30 of 1236 samples exceeded the OBJECTIVE
Port Hueneme Harbor	Unknown	Do Not Delist from 303(d) list (being addressed with section other than TMDL)	PCBs	7 lines of evidence	1) 4 of 4 samples exceeded the GUIDELINE 2) 0 of 0 sample exceeded the GUIDELINE 3) 0 of 0 sample exceeded the GUIDELINE 4) 0 of 2 samples exceeded the GUIDELINE 5) 1 of 4 samples exceeded the GUIDELINE 6) 0 of 0 sample exceeded the GUIDELINE 7) 0 of 0 sample exceeded the GUIDELINE
Alamitos Bay	Los Cerritos Watershed	List on 303(d) list (TMDL required list)	Dissolved Oxygen	1 line of evidence	1) 5 of the 24 samples exceeded the OBJECTIVE
Alhambra Wash	San Gabriel River Watershed	List on 303(d) list (TMDL required list)	Ammonia	1 line of evidence	1) 2 of the 2 samples exceeded the CRITERIA
			Benthic Community Effects	1 line of evidence	1) 2 of 2 samples exceeded the GUIDELINE

Waterbody	Location	303(d) Category	Pollutants	Amount of Evidence	Outcome of Evidence
Alondria Park Lake	Ventura River Watershed	List on 303(d) list (TMDL required list)	PCBs	3 lines of evidence	1) 0 of the 2 samples exceeded the GUIDELINE 2) 2 of the 2 samples exceeded the GUIDELINE 3) 0 of the 2 samples exceeded the GUIDELINE
Arundell Barranca	Ventura River Watershed	List on 303(d) list (TMDL required list)	Indicator Bacteria	7 lines of evidence	Available in the Administrative Record
Balboa Lake	Los Angeles River Watershed	List on 303(d) list (TMDL required list)	Dissolved Oxygen	1 line of evidence	1) 231 of 1010 samples exceeded the OBJECTIVE
			Toxicity	1 line of evidence	1) 6 of the 8 samples exceeded the GUIDELINE
Boulder Creek	Ventura River Watershed	List on 303(d) list (TMDL required list)	Bifenthrin	1 line of evidence	1) 3 of the 5 samples exceeded the CRITERIA
			Toxicity	1 line of evidence	1) 3 of 3 samples exceeded the GUIDELINE
Bull Creek	Los Angeles River Watershed	List on 303(d) list (TMDL required list)	Toxicity	1 line of evidence	1) 12 of 29 samples exceeded the GUIDELINE
Calleguas Creek Reach 3	Calleguas Creek Watershed	List on 303(d) list (TMDL required list)	Indicator Bacteria	1 line of evidence	1) 13 of 18 samples exceeded the OBJECTIVE
Calleguas Creek Reach 12	Calleguas Creek Watershed	List on 303(d) list (TMDL required list)	Chlorpyrifos	1 line of evidence	1) 8 of 21 samples exceeded the CRITERIA
			Diazinon	1 line of evidence	1) 2 of 21 samples exceeded the CRITERIA
			Malathion	1 line of evidence	1) 8 of 21 samples exceeded the CRITERIA
Castaic Lagoon	Santa Clara River Watershed	List on 303(d) list (TMDL required list)	PCBs	2 lines of evidence	1) 2 of 3 samples exceeded the GUIDELINE 2) 0 of 3 samples exceeded the GUIDELINE
Castaic Lake	Santa Clara River Watershed	List on 303(d) list (TMDL required list)	PCBs	3 lines of evidence	1) 0 of 4 samples exceeded the GUIDELINE 2) 4 of 4 samples exceeded the GUIDELINE 3) 0 of 4 samples exceeded the GUIDELINE
Compton Creek	Los Angeles River Watershed	List on 303(d) list (TMDL required list)	Iron	1 line of evidence	1) 2 of 15 samples exceeded the CRITERIA
Coyote Creek	Santa Clara River Watershed	List on 303(d) list (TMDL required list)	Iron	1 line of evidence	1) 3 of 23 samples exceeded the CRITERIA
			Malathion	1 line of evidence	1) 3 of 26 samples exceeded the CRITERIA
Downtown Shoreline Marina	Los Angeles River Watershed	List on 303(d) list (TMDL required list)	Copper	1 line of evidence	1) 3 of 3 samples exceeded the CRITERIA
			Dissolved Oxygen	1 line of evidence	1) 6 of 12 samples exceeded the OBJECTIVE
Duck Pond Agricultural Drains/Mugu Drain/Oxnard Drain No 2	Oxnard	List on 303(d) list (TMDL required list)	Bifenthrin	1 line of evidence	1) 2 of 6 samples exceeded the CRITERIA



Waterbody	Location	303(d) Category	Pollutants	Amount of Evidence	Outcome of Evidence
Elderberry Forebay	Santa Clara River Watershed	List on 303(d) list (TMDL required list)	Dieldrin	2 lines of evidence	1) 2 of 2 samples exceeded the CRITERIA 2) 0 of 2 samples exceeded the CRITERIA
			PCBs	2 lines of evidence	1) 2 of 2 samples exceeded the CRITERIA 2) 0 of 2 samples exceeded the CRITERIA
Ellsworth Barranca	Santa Clara River Watershed	List on 303(d) list (TMDL required list)	Chlorpyrifos	2 lines of evidence	1) 2 of 4 samples exceeded the CRITERIA 2) 2 of 4 samples exceeded the CRITERIA
			DDE	1 line of evidence	1) 2 of 2 samples exceeded the OBJECTIVE
Honda Barranca	Ventura River Watershed	List on 303(d) list (TMDL required list)	Bifenthrin	1 line of evidence	1) 2 of 3 samples exceeded the CRITERIA
Hueneme Drain	Unknown	List on 303(d) list (TMDL required list)	Escherichia Coli	1 line of evidence	1) 5 of 11 samples exceeded the OBJECTIVE
Javon Canyon	Ventura River Watershed	List on 303(d) list (TMDL required list)	Benthic Community Effects	N/A	Based on the readily available data and information, the weight of evidence indicates that there is sufficient justification for placing Benthic Community Effects in this water segment on the CWA section 303(d) List.
			Selenium	1 line of evidence	1) 2 of 2 samples exceeded the CRITERIA
Lake Hughes	Santa Clara River Watershed	List on 303(d) list (TMDL required list)	Algae	N/A	303(d) listing decisions made prior to 2006 were not held in an assessment database. The Regional Boards will update this decision when new data and information become available and are assessed.
			Eutrophication	N/A	303(d) listing decisions made prior to 2006 were not held in an assessment database. The Regional Boards will update this decision when new data and information become available and are assessed.
			Odor	N/A	303(d) listing decisions made prior to 2006 were not held in an assessment database. The Regional Boards will update this decision when new data and information become available and are assessed.
Legg Lake	Calleguas Creek Watershed	List on 303(d) list (TMDL required list)	DDT	3 lines of evidence	1) 0 of 2 samples exceeded the guideline 2) 2 of 2 samples exceeded the guideline 3) 0 of 2 samples exceeded the guideline
			PCBs	3 lines of evidence	1) 0 of 2 samples exceeded the CRITERIA 2) 2 of 2 samples exceeded the CRITERIA 3) 0 of 2 samples exceeded the CRITERIA
Lincoln Park Lake	Los Angeles River Watershed	List on 303(d) list (TMDL required list)	PCBs	2 lines of evidence	1) 2 of 2 samples exceeded the GUIDELINE 2) 0 of 2 samples exceeded the GUIDELINE
Los Angeles River Reach 3	Los Angeles River Watershed	List on 303(d) list (TMDL required list)	Toxicity	1 line of evidence	1) 29 of 75 samples exceeded the GUIDELINE
Los Angeles River Reach 4	Los Angeles River Watershed	List on 303(d) list (TMDL required list)	Benthic Community Effects	N/A	Based on the readily available data and information, the weight of evidence indicates that there is sufficient justification for placing Benthic Community Effects in this water segment on the CWA section 303(d) List.
			Toxicity	1 line of evidence	1) 21 of 48 samples exceeded the GUIDELINE
Los Angeles River Reach 5	Los Angeles River Watershed	List on 303(d) list (TMDL required list)	Toxicity	1 line of evidence	1) 21 of 53 samples exceeded the GUIDELINE
Los Angeles River Reach 6	Los Angeles River Watershed	List on 303(d) list (TMDL required list)	Toxicity	2 lines of evidence	1) 1 of 1 sample exceeded the CRITERIA 2) 13 of 19 samples exceeded the CRITERIA

Waterbody	Location	303(d) Category	Pollutants	Amount of Evidence	Outcome of Evidence
Los Sauces Creek	Ventura River Watershed	List on 303(d) list (TMDL required list)	Selenium	1 line of evidence	1) 2 of 2 samples exceeded the CRITERIA
Madranio Canyon	Ventura River Watershed	List on 303(d) list (TMDL required list)	Benthic Community Effects	N/A	Based on the readily available data and information, the weight of evidence indicates that there is sufficient justification for placing Benthic Community Effects in this water segment on the CWA section 303(d) List.
			Copper	1 line of evidence	1) 2 of 2 samples exceeded the CRITERIA
			Selenium	1 line of evidence	1) 2 of 2 samples exceeded the CRITERIA
Malibu Lake	Malibu Creek Watershed	List on 303(d) list (TMDL required list)	Dieldrin	2 lines of evidence	1) 2 of 2 samples exceeded the GUIDELINE 2) 0 of 2 samples exceeded the GUIDELINE
Malibu Creek	Malibu Creek Watershed	List on 303(d) list (TMDL required list)	Fish Barriers	N/A	303(d) listing decisions made prior to 2006 were not held in an assessment database. The Regional Boards will update this decision when new data and information become available and are assessed.
			Toxicity	3 lines of evidence	1) 1 of the 2 samples exceeded the GUIDELINE 2) 0 of the 1 sample exceeded the GUIDELINE 3) 5 of the 29 samples exceeded the GUIDELINE
Marina del Rey Harbor	Santa Monica Bay Watershed	List on 303(d) list (TMDL required list)	Dissolved Oxygen	1 line of evidence	1) 23 of 24 samples exceeded the OBJECTIVE
Matilija Creek Reach 1	Ventura River Watershed	List on 303(d) list (TMDL required list)	Fish Barriers	N/A	303(d) listing decisions made prior to 2006 were not held in an assessment database. The Regional Boards will update this decision when new data and information become available and are assessed.
Matilija Creek Reach 2	Ventura River Watershed	List on 303(d) list (TMDL required list)	Fish Barriers	N/A	303(d) listing decisions made prior to 2006 were not held in an assessment database. The Regional Boards will update this decision when new data and information become available and are assessed.
Matilija Reservoir	Ventura River Watershed	List on 303(d) list (TMDL required list)	Fish Barriers	N/A	303(d) listing decisions made prior to 2006 were not held in an assessment database. The Regional Boards will update this decision when new data and information become available and are assessed.
Medea Creek Reach 1	Malibu Creek Watershed	List on 303(d) list (TMDL required list)	Benthic Community Effects	N/A	Based on the readily available data and information, the weight of evidence indicates that there is sufficient justification for placing Benthic Community Effects in this water segment on the CWA section 303(d) List.
Ormond Beach Wetlands	Ventura River Watershed	List on 303(d) list (TMDL required list)	pH	1 line of evidence	1) 6 of the 8 samples exceed the objective.
Oxnard Drain	Oxnard	List on 303(d) list (TMDL required list)	Escherichia Coli	1 line of evidence	1) 7 of the 12 samples exceed the objective
			pH	6 lines of evidence	1) 5 of 10 samples exceeded the estuarine objective 2) ? 3) ? 4) ? 5) ? 6) ?
Padre Juan Canyon	Ventura River Watershed	List on 303(d) list (TMDL required list)	Benthic Community Effects	N/A	Based on the readily available data and information, the weight of evidence indicates that there is sufficient justification for placing Benthic Community Effects in this water segment on the CWA section 303(d) List.
			Selenium	1 line of evidence	1) 2 of 2 samples exceeded the CRITERIA

Waterbody	Location	303(d) Category	Pollutants	Amount of Evidence	Outcome of Evidence
Piru Creek	Santa Clara River Watershed	List on 303(d) list (TMDL required list)	Toxicity	1 line of evidence	1) 2 of 3 samples exceeded the GUIDELINE
Point Mugu Beach	Malibu Creek Watershed	List on 303(d) list (TMDL required list)	Indicator Bacteria	9 lines of evidence	Available in the Administrative Record
Port Hueneme Beach Park	Unknown	List on 303(d) list (TMDL required list)	Indicator Bacteria	9 lines of evidence	Available in the Administrative Record
Port Hueneme Harbor	Unknown	List on 303(d) list (TMDL required list)	Arsenic	3 lines of evidence	1) 2 of 2 samples exceeded the GUIDELINE 2) 0 of 2 samples exceeded the GUIDELINE 3) 0 of 4 samples exceeded the GUIDELINE
			Cadmium	2 lines of evidence	1) 1 of 4 samples exceeded the GUIDELINE 2) 0 of 4 samples exceeded the GUIDELINE
			Dieldrin	3 lines of evidence	1) 4 of 4 samples exceeded the GUIDELINE 2) 0 of 2 samples exceeded the GUIDELINE 3) 0 of 4 samples exceeded the GUIDELINE
			PAHs	4 lines of evidence	1) 4 of the 4 samples exceeded the GUIDELINE 2) 0 of the 4 samples exceeded the GUIDELINE 3) 1 of the 4 samples exceeded the GUIDELINE 4) 3 of the 4 samples exceeded the GUIDELINE
Potrero Canyon Creek	Malibu Creek Watershed	List on 303(d) list (TMDL required list)	Dissolved Oxygen	1 line of evidence	1) 12 of 36 samples exceeded the OBJECTIVE
Pyramid Lake	Santa Clara River Watershed	List on 303(d) list (TMDL required list)	Chlordane	3 lines of evidence	1) 0 of 4 samples exceeded the GUIDELINE 2) 1 of 4 samples exceeded the GUIDELINE 3) 0 of 4 samples exceeded the GUIDELINE
			DDT	3 lines of evidence	1) 0 of 4 samples exceeded the GUIDELINE 2) 3 of 4 samples exceeded the GUIDELINE 3) 0 of 4 samples exceeded the GUIDELINE
			Dieldrin	3 lines of evidence	1) 0 of 2 samples exceeded the GUIDELINE 2) 3 of 3 samples exceeded the GUIDELINE 3) 0 of 2 samples exceeded the GUIDELINE
			PCBs	3 lines of evidence	1) 1 of 4 samples exceeded the GUIDELINE 2) 4 of 4 samples exceeded the GUIDELINE 3) 1 of 4 samples exceeded the GUIDELINE
Rincon Parkway Beach	Rincon Beach Watershed	List on 303(d) list (TMDL required list)	Indicator Bacteria	7 lines of evidence	1) 1 of 118 samples exceeded the OBJECTIVE 2) 0 of 105 samples exceeded the OBJECTIVE 3) 1 of 118 samples exceeded the OBJECTIVE 4) 0 of 105 samples exceeded the OBJECTIVE 5) 39 of 118 samples exceeded the OBJECTIVE 6) 0 of 118 samples exceeded the OBJECTIVE 7) 2 of 105 samples exceeded the OBJECTIVE
Rio Hondo Reach 3	Los Angeles River Watershed	List on 303(d) list (TMDL required list)	Iron	1 line of evidence	1) 3 of 32 samples exceeded the CRITERIA
			Dissolved Oxygen	1 line of evidence	1) 41 of 105 samples exceeded the OBJECTIVE
San Gabriel River Reach 1	San Gabriel River Watershed	List on 303(d) list (TMDL required list)	Temperature	1 line of evidence	1) 93 of 234 samples exceeded the OBJECTIVE

Waterbody	Location	303(d) Category	Pollutants	Amount of Evidence	Outcome of Evidence
San Gabriel River Reach 2	San Gabriel River Watershed	List on 303(d) list (TMDL required list)	Temperature	1 line of evidence	1) 81 of 224 samples exceeded the OBJECTIVE
San Gabriel River, East Fork	San Gabriel River Watershed	List on 303(d) list (TMDL required list)	Benthic Community Effects	N/A	Based on the readily available data and information, the weight of evidence indicates that there is sufficient justification for placing Benthic Community Effects in this water segment on the CWA section 303(d) List.
San Jose Creek Reach 1	Los Angeles River Watershed	List on 303(d) list (TMDL required list)	Temperature	1 line of evidence	1) 42 of 301 samples exceeded the OBJECTIVE
Sanjon Barranca Creek	Los Angeles River Watershed	List on 303(d) list (TMDL required list)	Temperature	1 line of evidence	1) Five of the 8 samples exceed the objective
Santa Clara River Estuary	Santa Clara River Watershed	List on 303(d) list (TMDL required list)	Ammonia	1 line of evidence	1) 4 of 42 samples exceeded the CRITERIA
			pH	2 lines of evidence	1) 149 of 498 samples exceeded the OBJECTIVE 2) ?
Santa Clara River Reach 1	Santa Clara River Watershed	List on 303(d) list (TMDL required list)	Dissolved Oxygen	1 line of evidence	1) 99 of 363 samples exceeded the OBJECTIVE
			pH	1 line of evidence	1) 28 of 69 samples exceeded the OBJECTIVE
Santa Clara River Reach 3	Santa Clara River Watershed	List on 303(d) list (TMDL required list)	Escherichia Coli	2 lines of evidence	1) 9 of the 30 samples exceed the objective 2) ?
			Mercury	1 line of evidence	1) 13 of 18 samples exceeded the CRITERIA
			Selenium	1 line of evidence	1) 11 of 18 samples exceeded the CRITERIA
Santa Clara River Reach 5	Santa Clara River Watershed	List on 303(d) list (TMDL required list)	Benthic Community Effects	N/A	Based on the readily available data and information, the weight of evidence indicates that there is sufficient justification for placing Benthic Community Effects in this water segment on the CWA section 303(d) List.
Santa Clara River Reach 6	Santa Clara River Watershed	List on 303(d) list (TMDL required list)	Benthic Community Effects	Several lines of evidence are available in the administrative record	The two IBI scores and one CSCI score for this water body show that the biology in this water body is in "poor" condition. Additionally, there are several pollutants that are not meeting standards in this water body including chloride, chlorpyrifos, temperature, and toxicity.
			Temperature	1 line of evidence	1) 40 of 153 samples exceeded the OBJECTIVE
Santa Fe Dam Park Lake	San Gabriel River Watershed	List on 303(d) list (TMDL required list)	PCBs	2 lines of evidence	1) 2 of 2 samples exceeded the GUIDELINE 2) 0 of 2 samples exceeded the GUIDELINE
Santa Monic Bay Offshore	Santa Monica Bay Watershed	List on 303(d) list (TMDL required list)	Arsenic	2 lines of evidence	1) 19 of 19 samples exceeded the GUIDELINE 2) 0 of 32 samples exceeded the GUIDELINE
			Mercury	3 lines of evidence	1) 2 of 19 samples exceeded the GUIDELINE 2) 2 of 32 samples exceeded the GUIDELINE 3) 0 of 0 samples exhibited sediment toxicity

Waterbody	Location	303(d) Category	Pollutants	Amount of Evidence	Outcome of Evidence
South San Jose Creek	Los Angeles River Watershed	List on 303(d) list (TMDL required list)	Ammonia	1 line of evidence	1) 3 of 32 samples exceeded the CRITERIA
			Toxicity	1 line of evidence	1) 5 of the 18 samples exceeded the GUIDELINE
			pH	1 line of evidence	1) 21 of the 66 samples exceeded the OBJECTIVE
Tapo Canyon	Ventura River Watershed	List on 303(d) list (TMDL required list)	Chlordane	3 lines of evidence	1) 2 of 7 samples exceeded the CRITERIA 2) 2 of 7 samples exceeded the CRITERIA 3) 2 of 5 samples exceeded the WATER TOXICITY GUIDELINE
			Chloride	1 line of evidence	1) 5 of 8 samples exceeded the OBJECTIVE
			DDD	2 lines of evidence	1) 3 of 3 samples exceeded the CRITERIA 2) 2 of 5 samples exceeded the WATER TOXICITY GUIDELINE
			Malathion	1 line of evidence	1) 2 of 7 samples exceeded the CRITERIA
			Sulfates	1 line of evidence	1) 6 of 8 samples exceeded the OBJECTIVE
			Total Dissolved Solids	1 line of evidence	1) 7 of 8 samples exceeded the OBJECTIVE
			Toxicity	1 line of evidence	1) 2 of 5 samples exceeded the CRITERIA
Timber Canyon	Santa Clara River Watershed	List on 303(d) list (TMDL required list)	Chlorpyrifos	1 line of evidence	1) 3 of the 3 samples exceeded the CRITERIA
Triunfo Canyon Creek Reach 1	Malibu Creek Watershed	List on 303(d) list (TMDL required list)	Benthic Community Effects	N/A	Based on the readily available data and information, the weight of evidence indicates that there is sufficient justification for placing Benthic Community Effects in this water segment on the CWA section 303(d) List.
			Arsenic	3 lines of evidence	1) 2 of 2 samples exceeded the GUIDELINE 2) 0 of 2 samples exceeded the aquatic life CRITERION 3) 0 of 4 samples exceeded the GUIDELINE
			Cadmium	3 lines of evidence	1) 2 of 2 samples exceeded the GUIDELINE 2) 0 of 2 samples exceeded the aquatic life CRITERION 3) 0 of 4 samples exceeded the GUIDELINE
			Chlordane	4 lines of evidence	1) 2 of 2 samples exceeded the GUIDELINE 2) 0 of 0 sample exceeded the CRITERION 3) 1 of 4 samples exceeded the GUIDELINE 4) 0 of 2 samples exceeded the CRITERION
			DDT	7 lines of evidence	1) 2 of 2 samples exceeded the GUIDELINE 2) 0 of 0 sample exceeded the CRITERION 3) 0 of 2 samples exceeded the aquatic life CRITERION 4) 0 of 8 samples exceeded the GUIDELINE 5) 0 of 0 sample exceeded the CRITERION 6) 1 of 2 samples exceeded the GUIDELINE 7) 0 of 0 sample exceeded the CRITERION

Waterbody	Location	303(d) Category	Pollutants	Amount of Evidence	Outcome of Evidence
Ventura Harbor: Ventura Keys	Ventura River Watershed	List on 303(d) list (TMDL required list)	Dieldrin	4 lines of evidence	1) of 4 samples exceeded the GUIDELINE 2) 0 of 0 sample exceeded the CRITERION 3) 0 of 2 samples exceeded the aquatic life CRITERION 4) 0 of 4 samples exceeded the GUIDELINE
			Indicator Bacteria	7 lines of evidence	Enterococcus single sample: 48 of 595 samples exceeded the objective. geomean: 41 of 432 samples exceeded the objective. Fecal coliform single sample: 38 of 809 samples exceeded the objective. geomean: 3 of 464 samples exceeded the objective. Total coliform single sample: 64 of 648 samples exceeded the objective. geomean: 196 of 464 samples exceeded the objective. Fecal coliform/Total coliform ratio 14 of 648 samples exceeded the objective
			PCBs	4 lines of evidence	1) 4 of 4 samples exceeded the GUIDELINE 2) 0 of 0 sample exceeded the CRITERION 3) 0 of 2 samples exceeded the CRITERION 4) 0 of 4 samples exceeded the GUIDELINE
Ventura River Reach 1 and 2	Ventura River Watershed	List on 303(d) list (TMDL required list)	Benthic Community Effects	N/A	Based on the readily available data and information, the weight of evidence indicates that there is sufficient justification for placing Benthic Community Effects in this water segment on the CWA section 303(d) List.
			Temperature	1 line of evidence	1) 9 of the 82 samples exceeded the OBJECTIVE
Ventura River Reach 3	Ventura River Watershed	List on 303(d) list (TMDL required list)	Benthic Community Effects	N/A	Based on the readily available data and information, the weight of evidence indicates that there is sufficient justification for placing Benthic Community Effects in this water segment on the CWA section 303(d) List.
			Toxicity	1 line of evidence	1) 8 of 44 samples exceeded the GUIDELINE
Ventura River Reach 4	Ventura River Watershed	List on 303(d) list (TMDL required list)	Benthic Community Effects	N/A	Based on the readily available data and information, the weight of evidence indicates that there is sufficient justification for placing Benthic Community Effects in this water segment on the CWA section 303(d) List.
			Pumping	N/A	303(d) listing decisions made prior to 2006 were not held in an assessment database. The Regional Boards will update this decision when new data and information become available and are assessed.
			Temperature	2 lines of evidence	1) 9 of 38 samples exceeded the OBJECTIVE 2) 0 of 2 samples exceeded the OBJECTIVE
			Water Diversion	N/A	303(d) listing decisions made prior to 2006 were not held in an assessment database. The Regional Boards will update this decision when new data and information become available and are assessed.
Walnut Creek Wash	San Gabriel River Watershed	List on 303(d) list (TMDL required list)	Indicator Bacteria	N/A	303(d) listing decisions made prior to 2006 were not held in an assessment database. The Regional Boards will update this decision when new data and information become available and are assessed.

Waterbody	Location	303(d) Category	Pollutants	Amount of Evidence	Outcome of Evidence
Wheeler Canyon/Todd Barranca	Santa Clara River Watershed	List on 303(d) list (TMDL required list)	Chlordane	6 lines of evidence	1) 2 of 5 samples exceeded the CRITERION 2) 2 of 5 samples exceeded the CRITERION 3) 2 of 5 samples exceeded the CRITERION 4) 2 of 5 samples exceeded the CRITERION 5) 2 of 5 samples exceeded the CRITERION 6) 3 of 3 samples exceeded the water toxicity GUIDELINE
			Cypermethrin	5 lines of evidence	1) 3 of 5 samples exceeded the CRITERION 2) 3 of 5 samples exceeded the CRITERION 3) 3 of 5 samples exceeded the CRITERION 4) 3 of 5 samples exceeded the CRITERION 5) 3 of 3 samples exceeded the water toxicity GUIDELINE
			DDT	6 lines of evidence	1) 3 of 5 samples exceeded the CRITERION 2) 3 of 3 samples exceeded the CRITERION 3) 3 of 5 samples exceeded the CRITERION 4) 3 of 5 samples exceeded the CRITERION 5) 3 of 5 samples exceeded the CRITERION 6) 3 of 3 samples exceeded the water toxicity GUIDELINE
			Toxaphene	6 lines of evidence	1) 2 of 2 samples exceeded the CRITERION 2) 2 of 2 samples exceeded the CRITERION 3) 2 of 2 samples exceeded the CRITERION 4) 2 of 2 samples exceeded the CRITERION 5) 2 of 2 samples exceeded the CRITERION 6) 3 of 3 samples exceeded the water toxicity GUIDELINE.
			Toxicity	1 line of evidence	1) 3 of 3 samples exceeded the GUIDELINE
Wildlife Lake	Tijunga Watershed	List on 303(d) list (TMDL required list)	Dissolved Oxygen	1 line of evidence	1) 52 of the 884 samples exceeded the OBJECTIVE
Abalone Cove Beach	Santa Monica Bay Watershed	List on 303(d) list (being addressed by USEPA approved TMDL)	DDT	N/A	303(d) listing decisions made prior to 2006 were not held in an assessment database. The Regional Boards will update this decision when new data and information become available and are assessed.
			PCBs	N/A	303(d) listing decisions made prior to 2006 were not held in an assessment database. The Regional Boards will update this decision when new data and information become available and are assessed.
Aliso Canyon Wash	Los Angeles River Watershed	List on 303(d) list (being addressed by USEPA approved TMDL)	Copper	N/A	There is sufficient justification to place this waterbody/pollutant in the Being Addressed portion of the CWA 303(d) List because a TMDL has been completed and approved by USEPA, and is expected to result in attainment of the standard.
			Indicator Bacteria	N/A	There is sufficient justification to place this waterbody/pollutant in the Being Addressed portion of the CWA 303(d) List because a TMDL has been completed and approved by USEPA, and is expected to result in attainment of the standard.
Amarillo Beach	Los Angeles River Watershed	List on 303(d) list (being addressed by USEPA approved TMDL)	DDT	N/A	303(d) listing decisions made prior to 2006 were not held in an assessment database. The Regional Boards will update this decision when new data and information become available and are assessed.

Waterbody	Location	303(d) Category	Pollutants	Amount of Evidence	Outcome of Evidence
Arroyo Seco Reach 1	Los Angeles River Watershed	List on 303(d) list (being addressed by USEPA approved TMDL)	Indicator Bacteria	N/A	303(d) listing decisions made prior to 2006 were not held in an assessment database. The Regional Boards will update this decision when new data and information become available and are assessed.
Arroyo Seco Reach 2	Los Angeles River Watershed	List on 303(d) list (being addressed by USEPA approved TMDL)	Indicator Bacteria	N/A	303(d) listing decisions made prior to 2006 were not held in an assessment database. The Regional Boards will update this decision when new data and information become available and are assessed.
Artesia-Norwalk Drain	Los Angeles River Watershed	List on 303(d) list (being addressed by USEPA approved TMDL)	Indicator Bacteria	N/A	There is sufficient justification to place this waterbody/pollutant in the Being Addressed portion of the CWA 303(d) List because a TMDL has been completed and approved by USEPA, and is expected to result in attainment of the standard.
Balboa Lake	Los Angeles River Watershed	List on 303(d) list (being addressed by USEPA approved TMDL)	Ammonia	1 line of evidence	1) 86 of the 192 samples exceeded the CRITERIA
Ballona Creek WELANDS	Ballona Creek Watershed	List on 303(d) list (being addressed by USEPA approved TMDL)	Exotic Vegetation	N/A	303(d) listing decisions made prior to 2006 were not held in an assessment database. The Regional Boards will update this decision when new data and information become available and are assessed.
			Habitat Alteration	N/A	303(d) listing decisions made prior to 2006 were not held in an assessment database. The Regional Boards will update this decision when new data and information become available and are assessed.
			Hydromodification	N/A	303(d) listing decisions made prior to 2006 were not held in an assessment database. The Regional Boards will update this decision when new data and information become available and are assessed.
			Reduced Tidal Flushing	N/A	303(d) listing decisions made prior to 2006 were not held in an assessment database. The Regional Boards will update this decision when new data and information become available and are assessed.
Big Rock Beach	Santa Monica Bay Watershed	List on 303(d) list (being addressed by USEPA approved TMDL)	DDT	N/A	303(d) listing decisions made prior to 2006 were not held in an assessment database. The Regional Boards will update this decision when new data and information become available and are assessed.
			PCBs	N/A	303(d) listing decisions made prior to 2006 were not held in an assessment database. The Regional Boards will update this decision when new data and information become available and are assessed.
Bluff Cove Beach	Santa Monica Bay Watershed	List on 303(d) list (being addressed by USEPA approved TMDL)	DDT	N/A	303(d) listing decisions made prior to 2006 were not held in an assessment database. The Regional Boards will update this decision when new data and information become available and are assessed.
			PCBs	N/A	303(d) listing decisions made prior to 2006 were not held in an assessment database. The Regional Boards will update this decision when new data and information become available and are assessed.
Bull Creek	Los Angeles River Watershed	List on 303(d) list (being addressed by USEPA approved TMDL)	Indicator Bacteria	N/A	303(d) listing decisions made prior to 2006 were not held in an assessment database. The Regional Boards will update this decision when new data and information become available and are assessed.
			Ammonia	2 lines of evidence	1) 10 of 44 samples exceeded the CRITERIA 2) 0 of 1 sample exceeded the CRITERIA



Waterbody	Location	303(d) Category	Pollutants	Amount of Evidence	Outcome of Evidence
Cabrillo Beach	Los Angeles River Watershed	List on 303(d) list (being addressed by USEPA approved TMDL)	DDT	N/A	303(d) listing decisions made prior to 2006 were not held in an assessment database. The Regional Boards will update this decision when new data and information become available and are assessed.
			PCBs	N/A	303(d) listing decisions made prior to 2006 were not held in an assessment database. The Regional Boards will update this decision when new data and information become available and are assessed.
Calleguas Creek Reach 9A	Calleguas Creek Watershed	List on 303(d) list (being addressed by USEPA approved TMDL)	Nitrogen, Nitrate	1 line of evidence	1) 18 of the 110 samples exceed the OBJECTIVE.
Carbon Beach	Malibu Creek Watershed	List on 303(d) list (being addressed by USEPA approved TMDL)	DDT	N/A	There is sufficient justification to place this waterbody/pollutant in the Being Addressed portion of the CWA 303(d) List because a TMDL has been completed and approved by USEPA, and is expected to result in attainment of the standard.
			Indicator Bacteria	1 line of evidence	Available in the Administrative Record
			PCBs	N/A	303(d) listing decisions made prior to 2006 were not held in an assessment database. The Regional Boards will update this decision when new data and information become available and are assessed.
Castlerock Beach	Santa Monica Bay Watershed	List on 303(d) list (being addressed by USEPA approved TMDL)	DDT	N/A	303(d) listing decisions made prior to 2006 were not held in an assessment database. The Regional Boards will update this decision when new data and information become available and are assessed.
			PCBs	N/A	303(d) listing decisions made prior to 2006 were not held in an assessment database. The Regional Boards will update this decision when new data and information become available and are assessed.
Colorado Lagoon	Dominguez Channel Watershed	List on 303(d) list (being addressed by USEPA approved TMDL)	Toxicity	N/A	303(d) listing decisions made prior to 2006 were not held in an assessment database. The Regional Boards will update this decision when new data and information become available and are assessed.
Compton Creek	Los Angeles River Watershed	List on 303(d) list (being addressed by USEPA approved TMDL)	Zinc	2 lines of evidence	1) 2 of 15 samples exceeded the CRITERIA 2) 0 of 3 samples exceeded the CRITERIA
Dominguez Channel Estuary	Dominguez Channel Watershed	List on 303(d) list (being addressed by USEPA approved TMDL)	Copper	5 lines of evidence	1) 0 of the 0 samples exceed the GUIDELINE 2) 11 of the 93 samples exceed the GUIDELINE 3) 2 of the 17 samples exceed the GUIDELINE 4) 3 of the 3 samples exceed the GUIDELINE 5) 4 of 7 samples exhibited sediment toxicity
			Dieldrin	N/A	303(d) listing decisions made prior to 2006 were not held in an assessment database. The Regional Boards will update this decision when new data and information become available and are assessed.
Duck Pond Agricultural Drains/Mugu Drain/Oxnard Drain No 2	Oxnard	List on 303(d) list (being addressed by USEPA approved TMDL)	Chlorpyrifos	1 line of evidence	1) 5 of 6 samples exceeded the CRITERION
			DDD	1 line of evidence	1) 2 of 2 samples exceed the OBJECTIVE

Waterbody	Location	303(d) Category	Pollutants	Amount of Evidence	Outcome of Evidence
			DDE	1 line of evidence	1) 4 of 4 samples exceed the OBJECTIVE
Echo Park Lake	Los Angeles River Watershed	List on 303(d) list (being addressed by USEPA approved TMDL)	Algae	N/A	303(d) listing decisions made prior to 2006 were not held in an assessment database. The Regional Boards will update this decision when new data and information become available and are assessed.
			Chlordane	2 lines of evidence	1) 2 of 2 samples exceeded the CRITERIA 2) 0 of 2 samples exceeded the CRITERIA
			Dieldrin	2 lines of evidence	1) 2 of 2 samples exceeded the CRITERIA 2) 0 of 2 samples exceeded the CRITERIA
			Eutrophic	N/A	303(d) listing decisions made prior to 2006 were not held in an assessment database. The Regional Boards will update this decision when new data and information become available and are assessed.
			Odor	N/A	303(d) listing decisions made prior to 2006 were not held in an assessment database. The Regional Boards will update this decision when new data and information become available and are assessed.
			Trash	N/A	Los Angeles Area Lakes Nitrogen, Phosphorus, Mercury, Trash, Organochlorine Pesticides and PCBs TMDL 03/26/2012 There is sufficient justification to place this waterbody/pollutant in the Being Addressed portion of the CWA 303(d) List because a TMDL has been completed and approved by USEPA, and is expected to result in attainment of the standard.
			pH	N/A	303(d) listing decisions made prior to 2006 were not held in an assessment database. The Regional Boards will update this decision when new data and information become available and are assessed.
El Dorado Lake	San Gabriel River Watershed	List on 303(d) list (being addressed by USEPA approved TMDL)	Algae	N/A	303(d) listing decisions made prior to 2006 were not held in an assessment database. The Regional Boards will update this decision when new data and information become available and are assessed.
			Ammonia	N/A	303(d) listing decisions made prior to 2006 were not held in an assessment database. The Regional Boards will update this decision when new data and information become available and are assessed.
			Copper	N/A	303(d) listing decisions made prior to 2006 were not held in an assessment database. The Regional Boards will update this decision when new data and information become available and are assessed.
			Eutrophic	N/A	303(d) listing decisions made prior to 2006 were not held in an assessment database. The Regional Boards will update this decision when new data and information become available and are assessed.
Escondido Beach	Escondido Creek Watershed	List on 303(d) list (being addressed by USEPA approved TMDL)	DDT	N/A	303(d) listing decisions made prior to 2006 were not held in an assessment database. The Regional Boards will update this decision when new data and information become available and are assessed.
			Indicator Bacteria	1 line of evidence	Available in the Administrative Record
			PCBs	N/A	303(d) listing decisions made prior to 2006 were not held in an assessment database. The Regional Boards will update this decision when new data and information become available and are assessed.

Waterbody	Location	303(d) Category	Pollutants	Amount of Evidence	Outcome of Evidence
Fox Barranca	Ventura River Watershed	List on 303(d) list (being addressed by USEPA approved TMDL)	Chlordane	2 lines of evidence	1) 2 of 3 samples exceeded the CRITERIA 2) 2 of 3 samples exceeded the CRITERIA
			DDE	1 line of evidence	1) 2 of 2 samples exceeded the CRITERIA
			DDT	2 lines of evidence	1) 2 of 3 samples exceeded the CRITERIA 2) 2 of 3 samples exceeded the CRITERIA
Honda Barranca	Ventura River Watershed	List on 303(d) list (being addressed by USEPA approved TMDL)	Chlordane	1 line of evidence	1) 2 of 3 samples exceeded the CRITERION
			Chlorpyrifos	1 line of evidence	1) 3 of 3 samples exceeded the CRITERION
			DDD	1 line of evidence	1) 2 of 2 samples exceeded the Objective
			DDT	1 line of evidence	1) 3 of 3 samples exceeded the Criterion
Inspiration Point Beach	Malibu Creek Watershed	List on 303(d) list (being addressed by USEPA approved TMDL)	DDT	N/A	303(d) listing decisions made prior to 2006 were not held in an assessment database. The Regional Boards will update this decision when new data and information become available and are assessed.
			PCBs	N/A	303(d) listing decisions made prior to 2006 were not held in an assessment database. The Regional Boards will update this decision when new data and information become available and are assessed.
La Costa Beach	Ventura River Watershed	List on 303(d) list (being addressed by USEPA approved TMDL)	DDT	N/A	303(d) listing decisions made prior to 2006 were not held in an assessment database. The Regional Boards will update this decision when new data and information become available and are assessed.
Lake Calabajas	Los Angeles River Watershed	List on 303(d) list (being addressed by USEPA approved TMDL)	Ammonia	N/A	303(d) listing decisions made prior to 2006 were not held in an assessment database. The Regional Boards will update this decision when new data and information become available and are assessed.
			Eutrophic	N/A	303(d) listing decisions made prior to 2006 were not held in an assessment database. The Regional Boards will update this decision when new data and information become available and are assessed.
			Organic Enrichment/Low Dissolved Oxygen	N/A	303(d) listing decisions made prior to 2006 were not held in an assessment database. The Regional Boards will update this decision when new data and information become available and are assessed.
			pH	N/A	303(d) listing decisions made prior to 2006 were not held in an assessment database. The Regional Boards will update this decision when new data and information become available and are assessed.
Lake Lindero	Malibu Creek Watershed	List on 303(d) list (being addressed by USEPA approved TMDL)	Trash	N/A	303(d) listing decisions made prior to 2006 were not held in an assessment database. The Regional Boards will update this decision when new data and information become available and are assessed.

Waterbody	Location	303(d) Category	Pollutants	Amount of Evidence	Outcome of Evidence
Las Flores Beach	Malibu Creek Watershed	List on 303(d) list (being addressed by USEPA approved TMDL)	DDT	N/A	303(d) listing decisions made prior to 2006 were not held in an assessment database. The Regional Boards will update this decision when new data and information become available and are assessed.
			PCBs	N/A	303(d) listing decisions made prior to 2006 were not held in an assessment database. The Regional Boards will update this decision when new data and information become available and are assessed.
Las Virgenes Creek	Malibu Creek Watershed	List on 303(d) list (being addressed by USEPA approved TMDL)	Trash	N/A	303(d) listing decisions made prior to 2006 were not held in an assessment database. The Regional Boards will update this decision when new data and information become available and are assessed.
Legg Lake	Calleguas Creek Watershed	List on 303(d) list (being addressed by USEPA approved TMDL)	Ammonia	N/A	303(d) listing decisions made prior to 2006 were not held in an assessment database. The Regional Boards will update this decision when new data and information become available and are assessed.
			Copper	N/A	303(d) listing decisions made prior to 2006 were not held in an assessment database. The Regional Boards will update this decision when new data and information become available and are assessed.
			Lead	N/A	303(d) listing decisions made prior to 2006 were not held in an assessment database. The Regional Boards will update this decision when new data and information become available and are assessed.
			Odor	N/A	303(d) listing decisions made prior to 2006 were not held in an assessment database.
Lincoln Park Lake	Los Angeles River Watershed	List on 303(d) list (being addressed by USEPA approved TMDL)	Ammonia	N/A	303(d) listing decisions made prior to 2006 were not held in an assessment database.
			Eutrophic	N/A	303(d) listing decisions made prior to 2006 were not held in an assessment database.
			Odor	N/A	303(d) listing decisions made prior to 2006 were not held in an assessment database.
			Organic Enrichment/Low Dissolved Oxygen	N/A	303(d) listing decisions made prior to 2006 were not held in an assessment database.
			Trash	N/A	303(d) listing decisions made prior to 2006 were not held in an assessment database.
Lindero Creek Reach 1	Malibu Creek Watershed	List on 303(d) list (being addressed by USEPA approved TMDL)	Trash	N/A	303(d) listing decisions made prior to 2006 were not held in an assessment database.
Lindero Creek Reach 2	Malibu Creek Watershed	List on 303(d) list (being addressed by USEPA approved TMDL)	Trash	N/A	303(d) listing decisions made prior to 2006 were not held in an assessment database.
Long Point Beach	Ontario	List on 303(d) list (being addressed by USEPA approved TMDL)	DDT	N/A	303(d) listing decisions made prior to 2006 were not held in an assessment database.
Los Angeles Harbor - Cabrillo Marina	Los Angeles River Watershed	List on 303(d) list (being addressed by USEPA approved TMDL)	Benzopyrene	4 lines of evidence	Available in the Administrative Record
			DDT	1 line of evidence	Available in the Administrative Record

Waterbody	Location	303(d) Category	Pollutants	Amount of Evidence	Outcome of Evidence
			PCBs	1 line of evidence	Available in the Administrative Record
Los Angeles Harbor - Consolidated Slip	Los Angeles River Watershed	List on 303(d) list (being addressed by USEPA approved TMDL)	2-Methylnapthalene	N/A	USEPA placed this water body-pollutant combination on the section 303(d) list using the data and information contained in the line of evidence. The original listing for PAHs has been replaced with listings for specific PAH compounds. There is sufficient justification to place this waterbody/pollutant in the Being Addressed portion of the CWA 303(d) List because a TMDL has been completed and approved by USEPA, and is expected to result in attainment of the standard.
			Benzopyrene	N/A	USEPA placed this water body-pollutant combination on the section 303(d) list using the data and information contained in the line of evidence. The original listing for PAHs has been replaced with listings for specific PAH compounds. There is sufficient justification to place this waterbody/pollutant in the Being Addressed portion of the CWA 303(d) List because a TMDL has been completed and approved by USEPA, and is expected to result in attainment of the standard.
			Chrysene	N/A	USEPA placed this water body-pollutant combination on the section 303(d) list using the data and information contained in the line of evidence. The original listing for PAHs has been replaced with listings for specific PAH compounds. There is sufficient justification to place this waterbody/pollutant in the Being Addressed portion of the CWA 303(d) List because a TMDL has been completed and approved by USEPA, and is expected to result in attainment of the standard.
			Phenanthrene	N/A	USEPA placed this water body-pollutant combination on the section 303(d) list using the data and information contained in the line of evidence. The original listing for PAHs has been replaced with listings for specific PAH compounds. There is sufficient justification to place this waterbody/pollutant in the Being Addressed portion of the CWA 303(d) List because a TMDL has been completed and approved by USEPA, and is expected to result in attainment of the standard.
			Pyrene	N/A	USEPA placed this water body-pollutant combination on the section 303(d) list using the data and information contained in the line of evidence. The original listing for PAHs has been replaced with listings for specific PAH compounds. There is sufficient justification to place this waterbody/pollutant in the Being Addressed portion of the CWA 303(d) List because a TMDL has been completed and approved by USEPA, and is expected to result in attainment of the standard.
			Toxicity	N/A	303(d) listing decisions made prior to 2006 were not held in an assessment database.
			Benzoanthracene	2 lines of evidence	Available in the Administrative Record
			Benzopyrene	2 lines of evidence	Available in the Administrative Record
			Chlordane	2 lines of evidence	Available in the Administrative Record
			Chrysene	2 lines of evidence	Available in the Administrative Record
			Copper	2 lines of evidence	Available in the Administrative Record

Waterbody	Location	303(d) Category	Pollutants	Amount of Evidence	Outcome of Evidence
Los Angeles - Fish Harbor	Los Angeles River Watershed	List on 303(d) list (being addressed by USEPA approved TMDL)	Dibenzanthracene	2 lines of evidence	Available in the Administrative Record
			Lead	2 lines of evidence	Available in the Administrative Record
			Mercury	2 lines of evidence	Available in the Administrative Record
			Phenanthrene	2 lines of evidence	Available in the Administrative Record
			Pyrene	2 lines of evidence	Available in the Administrative Record
			Toxicity	1 line of evidence	Available in the Administrative Record
			Zinc	2 lines of evidence	Available in the Administrative Record
Los Angeles River Reach 2	Los Angeles River Watershed	List on 303(d) list (being addressed by USEPA approved TMDL)	Indicator Bacteria	N/A	303(d) listing decisions made prior to 2006 were not held in an assessment database.
Los Angeles River Reach 3	Los Angeles River Watershed	List on 303(d) list (being addressed by USEPA approved TMDL)	Indicator Bacteria	2 lines of evidence	Available in the Administrative Record
Los Angeles River Reach 6	Los Angeles River Watershed	List on 303(d) list (being addressed by USEPA approved TMDL)	Copper	1 line of evidence	1) 2 of 28 samples exceeded the CRITERIA
			Indicator Bacteria	N/A	303(d) listing decisions made prior to 2006 were not held in an assessment database.
Los Angeles/Long Beach Inner Harbor	Los Angeles River Watershed	List on 303(d) list (being addressed by USEPA approved TMDL)	Benthic Community Effects	N/A	303(d) listing decisions made prior to 2006 were not held in an assessment database.
			Benzopyrene	4 lines of evidence	Available in the Administrative Record
			Chrysene	4 lines of evidence	Available in the Administrative Record
Machado Lake	Dominguez Channel Watershed	List on 303(d) list (being addressed by USEPA approved TMDL)	ChemA	N/A	303(d) listing decisions made prior to 2006 were not held in an assessment database.
Malaga Cove Beach	Malibu Creek Watershed	List on 303(d) list (being addressed by USEPA approved TMDL)	DDT	N/A	303(d) listing decisions made prior to 2006 were not held in an assessment database.
			PCBs	N/A	303(d) listing decisions made prior to 2006 were not held in an assessment database.
Malibu Beach	Malibu Creek Watershed	List on 303(d) list (being addressed by USEPA approved TMDL)	DDT	N/A	303(d) listing decisions made prior to 2006 were not held in an assessment database.
Malibu Creek	Malibu Creek Watershed	List on 303(d) list (being addressed by USEPA approved TMDL)	Sedimentation/Siltation	N/A	303(d) listing decisions made prior to 2006 were not held in an assessment database.
Malibu Lagoon Beach	Malibu Creek Watershed	List on 303(d) list (being addressed by USEPA approved TMDL)	DDT	N/A	303(d) listing decisions made prior to 2006 were not held in an assessment database.

Waterbody	Location	303(d) Category	Pollutants	Amount of Evidence	Outcome of Evidence
			PCBs	N/A	303(d) listing decisions made prior to 2006 were not held in an assessment database.
McCoy Canyon Creek	Los Angeles River Watershed	List on 303(d) list (being addressed by USEPA approved TMDL)	Nitrate	N/A	303(d) listing decisions made prior to 2006 were not held in an assessment database.
McGrath Lake	Santa Clara River Watershed	List on 303(d) list (being addressed by USEPA approved TMDL)	Chlordane	N/A	There is sufficient justification to place this waterbody/pollutant in the Being Addressed portion of the CWA 303(d) List because a TMDL has been completed and approved by USEPA, and is expected to result in attainment of the standard.
Madea Creek Reach 1	Malibu Creek Watershed	List on 303(d) list (being addressed by USEPA approved TMDL)	Sedimentation/Siltation	N/A	303(d) listing decisions made prior to 2006 were not held in an assessment database.
			Trash	N/A	303(d) listing decisions made prior to 2006 were not held in an assessment database.
Madea Creek Reach 2	Malibu Creek Watershed	List on 303(d) list (being addressed by USEPA approved TMDL)	Sedimentation/Siltation	N/A	303(d) listing decisions made prior to 2006 were not held in an assessment database.
			Trash	N/A	303(d) listing decisions made prior to 2006 were not held in an assessment database.
Nicholas Canyon Beach	Malibu Creek Watershed	List on 303(d) list (being addressed by USEPA approved TMDL)	DDT	N/A	303(d) listing decisions made prior to 2006 were not held in an assessment database.
			PCBs	N/A	303(d) listing decisions made prior to 2006 were not held in an assessment database.
Palo Verde Shoreline Park Beach	Malibu Creek Watershed	List on 303(d) list (being addressed by USEPA approved TMDL)	Pesticides	N/A	303(d) listing decisions made prior to 2006 were not held in an assessment database.
Paradise Cove Beach	Malibu Creek Watershed	List on 303(d) list (being addressed by USEPA approved TMDL)	DDT	N/A	303(d) listing decisions made prior to 2006 were not held in an assessment database.
			PCBs	N/A	303(d) listing decisions made prior to 2006 were not held in an assessment database.
Peck Road Park Lake	Los Angeles River Watershed	List on 303(d) list (being addressed by USEPA approved TMDL)	Lead	N/A	303(d) listing decisions made prior to 2006 were not held in an assessment database.
			Odor	N/A	303(d) listing decisions made prior to 2006 were not held in an assessment database.
			Organic Enrichment/Low Dissolved Oxygen	N/A	303(d) listing decisions made prior to 2006 were not held in an assessment database.
			Trash	1 line of evidence	Available in the Administrative Record
Point Fermin Park Beach	Los Angeles River Watershed	List on 303(d) list (being addressed by USEPA approved TMDL)	DDT	N/A	303(d) listing decisions made prior to 2006 were not held in an assessment database.
			PCBs	N/A	303(d) listing decisions made prior to 2006 were not held in an assessment database.
Portuguese Bend Beach	Los Angeles River Watershed	List on 303(d) list (being addressed by USEPA approved TMDL)	DDT	N/A	There is sufficient justification to place this waterbody/pollutant in the Being Addressed portion of the CWA 303(d) List because a TMDL has been completed and approved by USEPA, and is expected to result in attainment of the standard.
			PCBs	N/A	303(d) listing decisions made prior to 2006 were not held in an assessment database.

Waterbody	Location	303(d) Category	Pollutants	Amount of Evidence	Outcome of Evidence
Puerco Beach	Santa Monica Bay Watershed	List on 303(d) list (being addressed by USEPA approved TMDL)	DDT	N/A	303(d) listing decisions made prior to 2006 were not held in an assessment database.
			PCBs	N/A	303(d) listing decisions made prior to 2006 were not held in an assessment database.
Rio De Santa Clara/Oxnard Drain No. 3	Santa Clara River Watershed	List on 303(d) list (being addressed by USEPA approved TMDL)	ChemA	N/A	303(d) listing decisions made prior to 2006 were not held in an assessment database.
			DDD	1 line of evidence	1) 5 of 5 samples exceeded the CRITERION
			DDE	1 line of evidence	1) 5 of 5 samples exceeded the CRITERION
			PCBs	N/A	303(d) listing decisions made prior to 2006 were not held in an assessment database.
Rio Hondo Reach 1	Los Angeles River Watershed	List on 303(d) list (being addressed by USEPA approved TMDL)	Indicator Bacteria	N/A	303(d) listing decisions made prior to 2006 were not held in an assessment database.
Rio Hondo Reach 2	Los Angeles River Watershed	List on 303(d) list (being addressed by USEPA approved TMDL)	Coliform Bacteria	N/A	303(d) listing decisions made prior to 2006 were not held in an assessment database.
Rio Hondo Reach 3	Los Angeles River Watershed	List on 303(d) list (being addressed by USEPA approved TMDL)	Indicator Bacteria	1 line of evidence	1) 16 of 35 samples exceeded the OBJECTIVE
Robert H. Meyer Memorial Beach	Malibu Creek Watershed	List on 303(d) list (being addressed by USEPA approved TMDL)	DDT	N/A	303(d) listing decisions made prior to 2006 were not held in an assessment database.
			PCBs	N/A	303(d) listing decisions made prior to 2006 were not held in an assessment database.
San Gabriel River Estuary	San Gabriel River Watershed	List on 303(d) list (being addressed by USEPA approved TMDL)	Indicator Bacteria	7 lines of evidence	1) 18 of 132 samples exceeded the OBJECTIVE 2) 13 of 65 samples exceeded the OBJECTIVE 3) 10 of 155 samples exceeded the OBJECTIVE 4) 63 of 489 samples exceeded the OBJECTIVE 5) 39 of 128 samples exceeded the OBJECTIVE 6) 20 of 485 samples exceeded the OBJECTIVE 7) 35 of 126 samples exceeded the OBJECTIVE
Santa Clara River Estuary	Santa Clara River Watershed	List on 303(d) list (being addressed by USEPA approved TMDL)	ChemA	N/A	303(d) listing decisions made prior to 2006 were not held in an assessment database.
			Indicator Bacteria	N/A	303(d) listing decisions made prior to 2006 were not held in an assessment database.
			Nitrogen, Nitrate	1 line of evidence	Available in the Administrative Record
			Toxaphene	N/A	303(d) listing decisions made prior to 2006 were not held in an assessment database.
Santa Clara River Reach 1	Santa Clara River Watershed	List on 303(d) list (being addressed by USEPA approved TMDL)	Indicator Bacteria	1 line of evidence	1) 0 of 3 samples exceeded the OBJECTIVE
Santa Clara River Reach 7	Santa Clara River Watershed	List on 303(d) list (being addressed by USEPA approved TMDL)	Indicator Bacteria	N/A	303(d) listing decisions made prior to 2006 were not held in an assessment database.



Waterbody	Location	303(d) Category	Pollutants	Amount of Evidence	Outcome of Evidence
Santa Fe Dam Park Lake	San Gabriel River Watershed	List on 303(d) list (being addressed by USEPA approved TMDL)	Copper	N/A	303(d) listing decisions made prior to 2006 were not held in an assessment database.
			Lead	N/A	303(d) listing decisions made prior to 2006 were not held in an assessment database.
			pH	N/A	303(d) listing decisions made prior to 2006 were not held in an assessment database. The Regional Boards will update this decision when new data and information become available and are assessed.
Santa Monica Bay Offshore/Nearshore	Santa Monica Bay Watershed	List on 303(d) list (being addressed by USEPA approved TMDL)	Trash	N/A	303(d) listing decisions made prior to 2006 were not held in an assessment database.
Sea Level Beach	Los Angeles River Watershed	List on 303(d) list (being addressed by USEPA approved TMDL)	DDT	N/A	303(d) listing decisions made prior to 2006 were not held in an assessment database.
			PCBs	N/A	303(d) listing decisions made prior to 2006 were not held in an assessment database.
Topanga Beach	Topanga Canyon Watershed	List on 303(d) list (being addressed by USEPA approved TMDL)	DDT	N/A	303(d) listing decisions made prior to 2006 were not held in an assessment database.
			PCBs	N/A	303(d) listing decisions made prior to 2006 were not held in an assessment database.
Torrance Carson Channel	Dominguez Channel Watershed	List on 303(d) list (being addressed by USEPA approved TMDL)	Copper	N/A	303(d) listing decisions made prior to 2006 were not held in an assessment database.
			Lead	N/A	303(d) listing decisions made prior to 2006 were not held in an assessment database.
Trancas Beach (Broad Beach)	Ventura River Watershed	List on 303(d) list (being addressed by USEPA approved TMDL)	DDT	N/A	303(d) listing decisions made prior to 2006 were not held in an assessment database.
			PCBs	N/A	303(d) listing decisions made prior to 2006 were not held in an assessment database.
Tujunga Wash	Los Angeles River Watershed	List on 303(d) list (being addressed by USEPA approved TMDL)	Indicator Bacteria	N/A	303(d) listing decisions made prior to 2006 were not held in an assessment database.
Ventura River Estuary	Ventura River Watershed	List on 303(d) list (being addressed by USEPA approved TMDL)	Algae	N/A	303(d) listing decisions made prior to 2006 were not held in an assessment database.
Verdugo Wash Reach 1	Los Angeles River Watershed	List on 303(d) list (being addressed by USEPA approved TMDL)	Copper	1 line of evidence	Available in the Administrative Record
			Indicator Bacteria	N/A	303(d) listing decisions made prior to 2006 were not held in an assessment database.
Verdugo Wash Reach 2	Los Angeles River Watershed	List on 303(d) list (being addressed by USEPA approved TMDL)	Indicator Bacteria	N/A	303(d) listing decisions made prior to 2006 were not held in an assessment database.
Whites Point Beach	Santa Monica Bay Watershed	List on 303(d) list (being addressed by USEPA approved TMDL)	DDT	N/A	303(d) listing decisions made prior to 2006 were not held in an assessment database.
			PCBs	N/A	303(d) listing decisions made prior to 2006 were not held in an assessment database.

Waterbody	Location	303(d) Category	Pollutants	Amount of Evidence	Outcome of Evidence
Wildlife Lake	Tijunga Watershed	List on 303(d) list (being addressed by USEPA approved TMDL)	Ammonia	1 line of evidence	1) 38 of 90 samples exceeded the CRITERIA
Zuma Beach	Malibu Creek Watershed	List on 303(d) list (being addressed by USEPA approved TMDL)	DDT	N/A	303(d) listing decisions made prior to 2006 were not held in an assessment database.
			PCBs	N/A	303(d) listing decisions made prior to 2006 were not held in an assessment database.
Hueneme Drain	Unknown	List on 303(d) list (being addressed by action other than TMDL)	Trash	1 line of evidence	1) 9 of 9 samples exceeded the objective
J Street Drain	Ventura River Watershed	List on 303(d) list (being addressed by action other than TMDL)	Trash	1 line of evidence	1) 9 of 9 samples exceeded the objective
Ormond Beach Wetlands	Ventura River Watershed	List on 303(d) list (being addressed by action other than TMDL)	Trash	1 line of evidence	1) 8 of 8 samples exceeded the objective
Oxnard Drain	Oxnard	List on 303(d) list (being addressed by action other than TMDL)	Trash	1 line of evidence	1) 10 of 10 samples exceeded the objective
Sanjon Barranca Creek	Los Angeles River Watershed	List on 303(d) list (being addressed by action other than TMDL)	Trash	1 line of evidence	1) 6 of 6 samples exceeded the objective
Santa Clara River Reach 1	Santa Clara River Watershed	List on 303(d) list (being addressed by action other than TMDL)	Trash	1 line of evidence	1) 9 of 9 samples exceeded the CRITERIA
Santa Clara River Reach 3	Santa Clara River Watershed	List on 303(d) list (being addressed by action other than TMDL)	Trash	1 line of evidence	1) 10 of 14 samples exceeded the guideline
Santa Clara River Reach 5	Santa Clara River Watershed	List on 303(d) list (being addressed by action other than TMDL)	Trash	1 line of evidence	1) Five of 6 samples exceeded the guideline
Santa Clara River Reach 10	Santa Clara River Watershed	List on 303(d) list (being addressed by action other than TMDL)	Trash	1 line of evidence	1) 7 of 8 samples exceeded the guideline
Santa Clara River Reach 4A	Santa Clara River Watershed	List on 303(d) list (being addressed by action other than TMDL)	Trash	1 line of evidence	1) 8 of 9 samples exceeded the guideline
Santa Paula Creek Reach 1	Santa Paula Creek Watershed	List on 303(d) list (being addressed by action other than TMDL)	Trash	1 line of evidence	1) Five of 5 samples exceeded the guideline