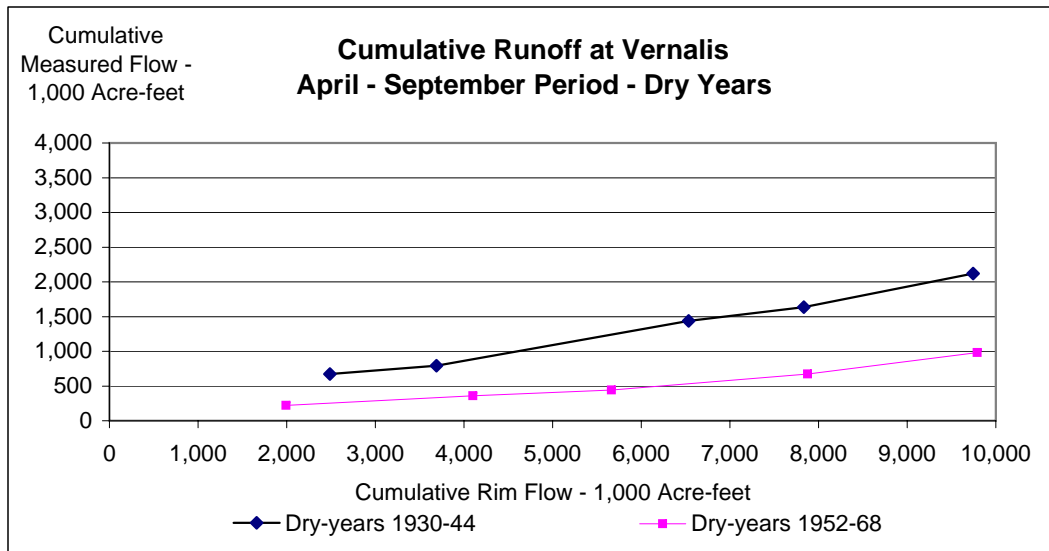


1980 Report Methodology

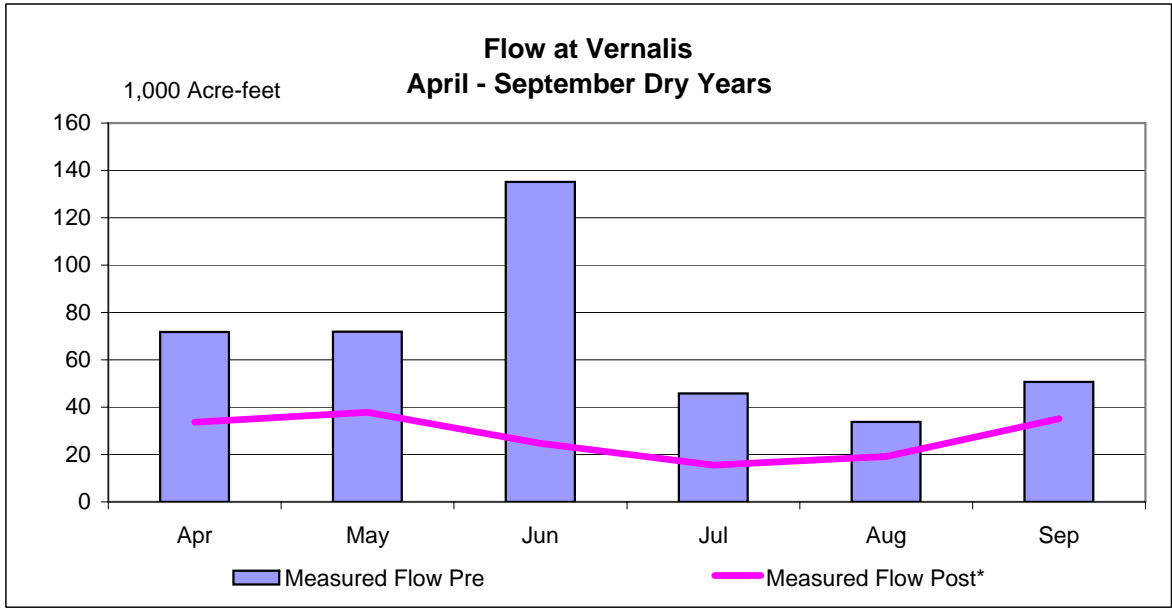
April - September
Avg Annual Decrement (adjusted for difference in rim flow)

16,203	55,996	1,019 TAF
15	59,358	



April - September
Avg Annual Decrement (adjusted for difference in rim flow)

1,137	9,744	226 TAF
5	9,792	



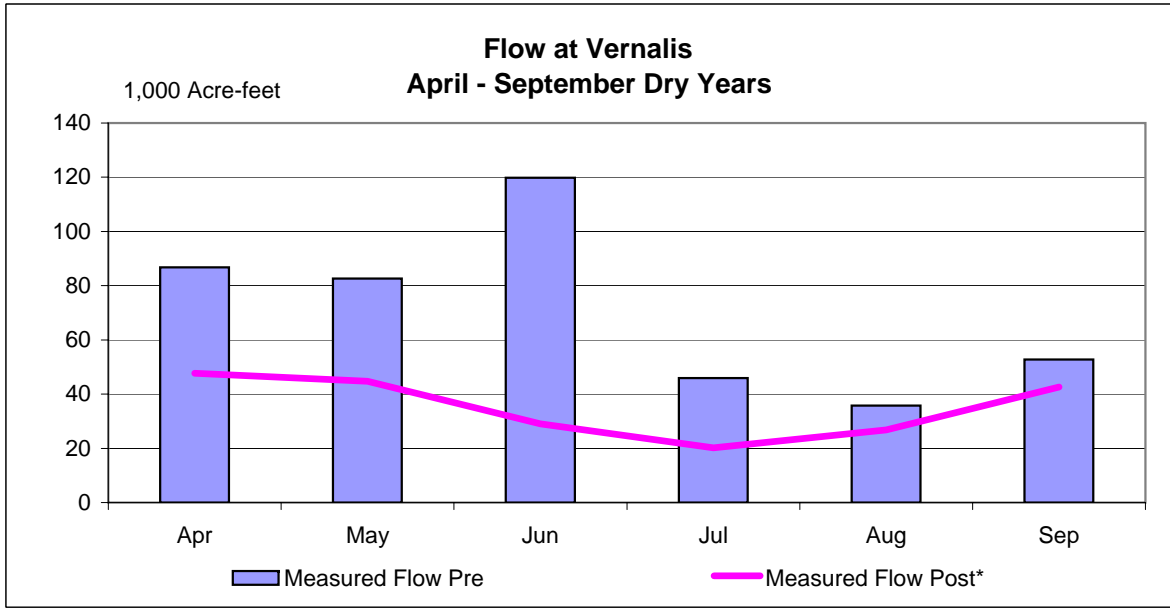
1980 Report Methodology

Annual Dry-year Reduction
233 TAF

April-September Dry-year Reduction
40 TAF/Mo 243 TAF

July-October Dry-year Reduction
13 TAF/Mo 78 TAF

Pre 44 Years: 1930, 31, 33, 34
Post 47 Years: 1959, 60, 61, 64



1980 Report Methodology

Annual Dry-year Reduction
162 TAF

April-September Dry-year Reduction
35 TAF/Mo 213 TAF

July-October Dry-year Reduction
9 TAF/Mo 56 TAF

Pre 44 Years: 1930, 31, 33, 34, 39
Post 47 Years: 1959, 60, 61, 64, 68

