
From: Patrick Porgans [<mailto:porgansinc@sbcglobal.net>]
Sent: Monday, June 30, 2014 12:00 PM
To: Riddle, Diane@Waterboards
Subject: Re: Following Up on Conserved Water Accounting Questions

Request for Input: Minimum Health and Safety Standards - Fish Flows

Comments:

Hold and evidentiary hearing, then Porgans & Associates will be in a better position to comment on this policy.

Please see to it that my comments are entered into the record. Thank you


On Tuesday, June 24, 2014 1:58 PM, Patrick Porgans <porgansinc@sbcglobal.net> wrote:

Thank you.

The email also makes reference to outflow data "With regard to your request for outflow data, I believe Aaron Miller sent that to you on Monday. If that's not the case or if you need additional information, please let me know."

I did not get a copy of that info, would you please forward it to me.

On Monday, June 23, 2014 2:45 PM, "Riddle, Diane@Waterboards" <Diane.Riddle@waterboards.ca.gov> wrote:



Mr. Porgans,

Please see the following email and attachment from DWR on the water savings under the TUCP from the DCC Gates being open. We will be posting on our website and responding shortly.

Diane

From: Yamanaka, Dan@DWR
Sent: Thursday, June 19, 2014 11:52 AM
To: Bartolomeo, Eleanor@Waterboards
Cc: Hinojosa, Tracy@DWR
Subject: Following Up on Conserved Water Accounting Questions

Eleanor,

John Leahigh asked me to follow up with you regarding some questions you have on our Conserved Water Accounting (CWA). Specifically, I understand you are looking for “the daily February through April Delta Outflow data used by DWR operations,” as well as some “salinity modeling to estimate the amount of water saved by opening the DCC gates from February 1 – 10 to freshen the southern and central Delta.”

With regard to your request for outflow data, I believe Aaron Miller sent that to you on Monday. If that’s not the case or if you need additional information, please let me know.

Regarding the salinity modeling to estimate conserved water due to opening the DCC gates, attached are results from that modeling run. The scenarios depicted on the graphs are the actual EC gage readings up to January 16, forecasted EC with the DCC gates opened from Feb 1- 10, and forecasted EC with the DCC gates kept closed. From our perspective, the results showed that there would be a slight improvement in EC by opening the gates, but releases would not have been increased even if the DCC were closed because of the natural flow increase that was occurring. Therefore, our conclusion was that the benefit was a more rapid cleaning up of water quality than would have otherwise occurred. As such, we didn’t account for any conserved water during that time.

I hope this answers your questions. Please feel free to contact me if you need additional information or have more questions.

Thanks!

Dan

p.s. I also understand that there might be some questions regarding our CWA for April. Are you the person to contact for these questions? Thanks again.

Dan Yamanaka

Chief, Delta Compliance & Modeling Section

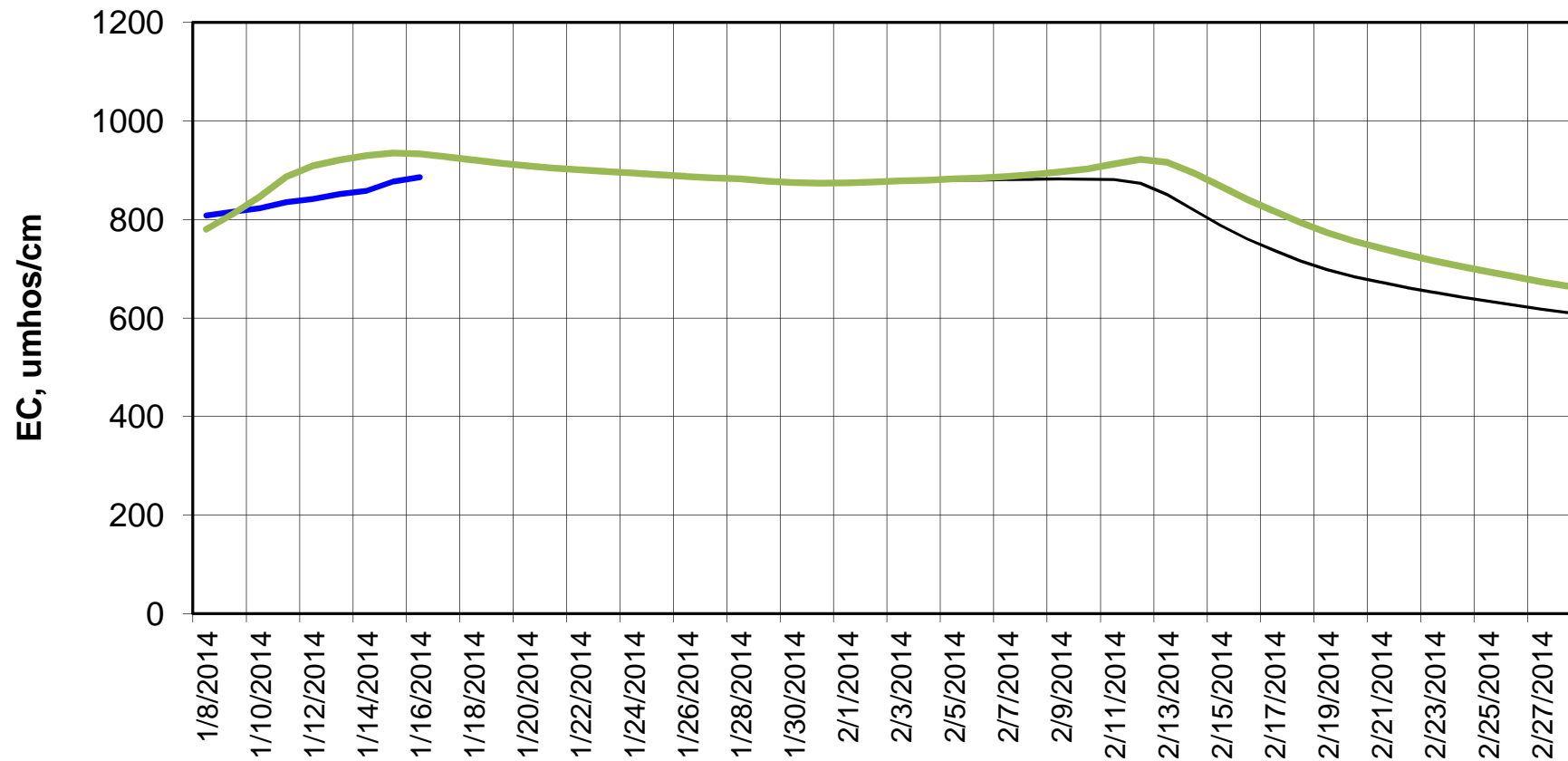
Operations Control Office

3310 El Camino Avenue, Suite 300

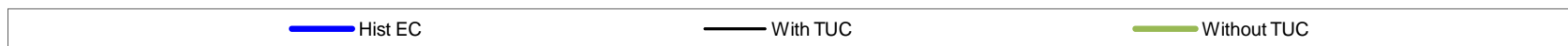
Sacramento, California 95821

(916) 574-0456 - Office

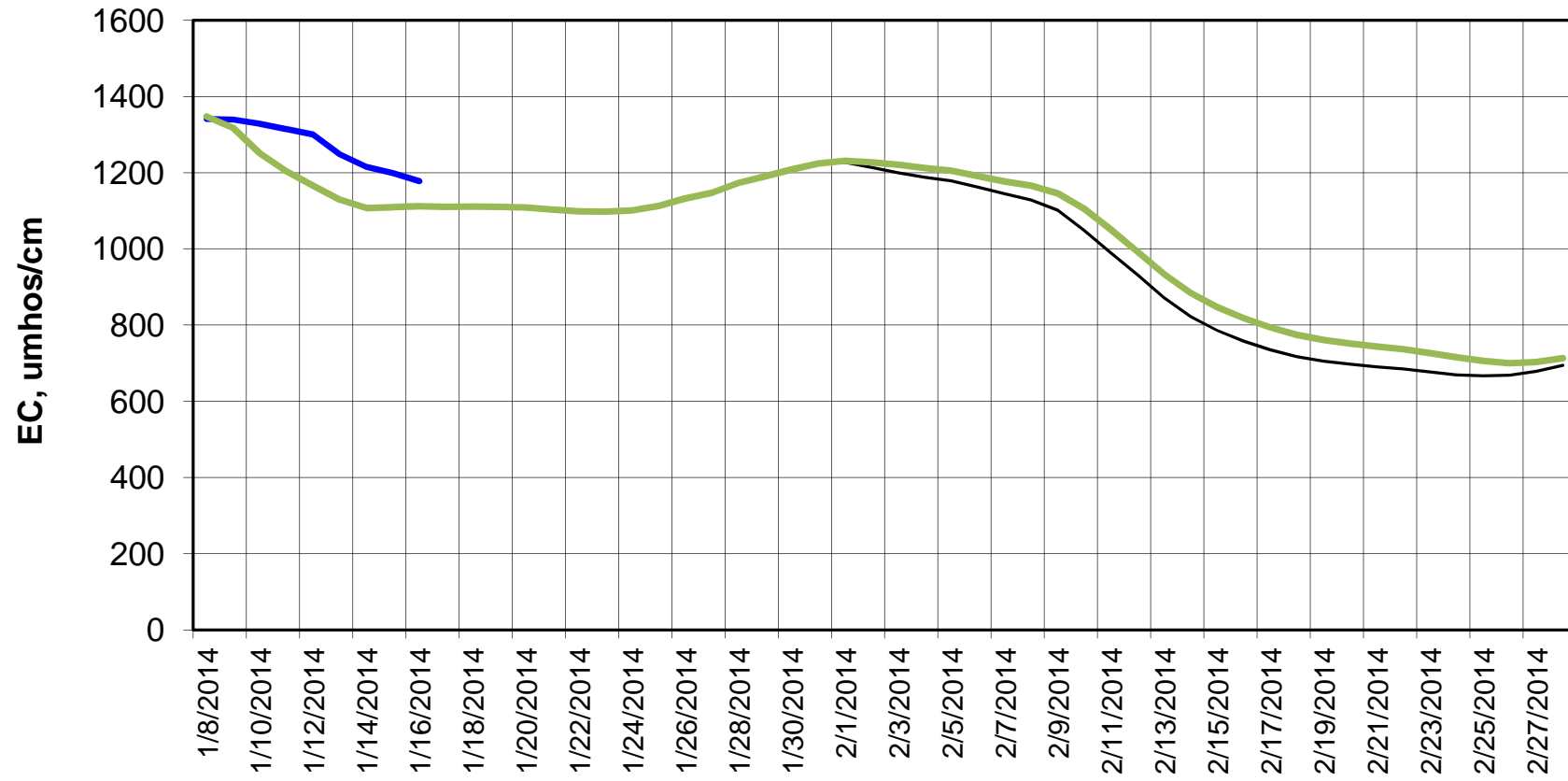
Forecasted Daily EC @ Bacon Island



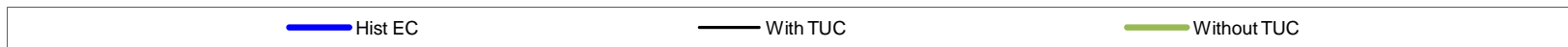
Forecast Period 1/15/2014 thru 2/28/2014



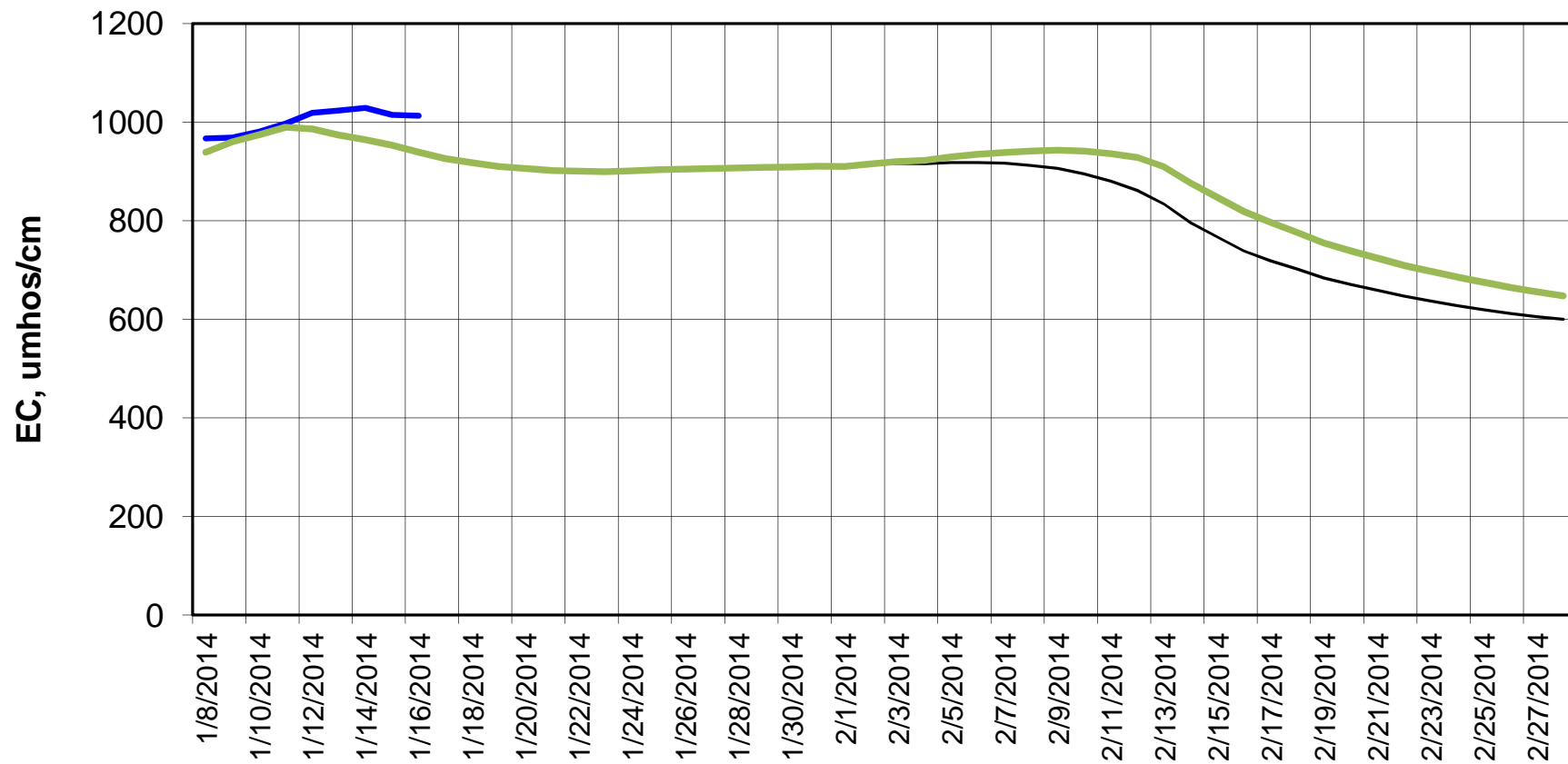
Forecasted Daily EC @ Bethel



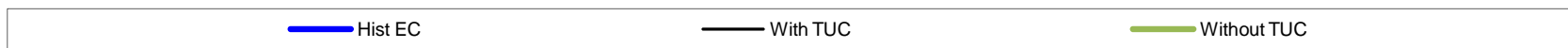
Forecast Period 1/15/2014 thru 2/28/2014



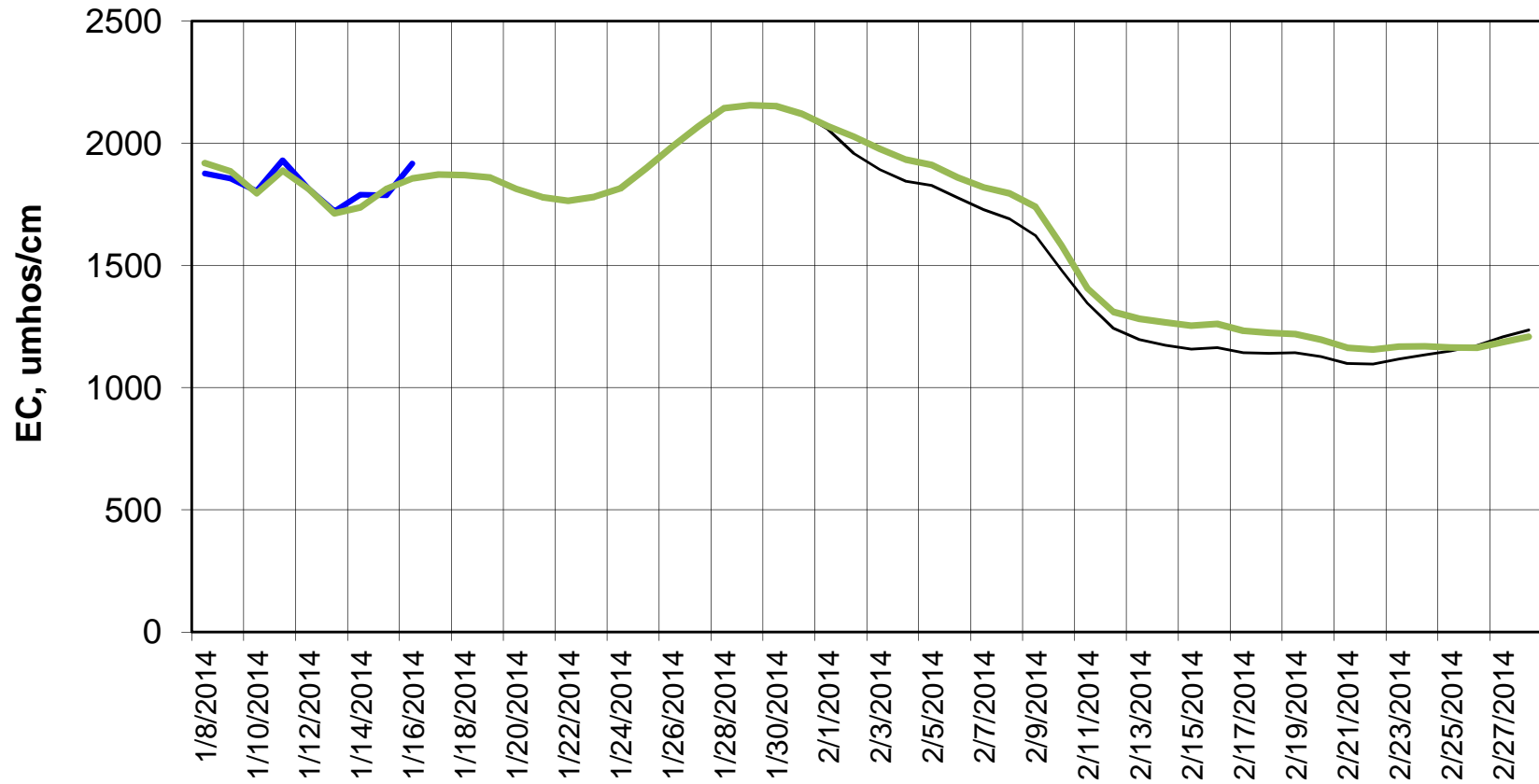
Forecasted Daily EC @ Holland Ct



Forecast Period 1/15/2014 thru 2/28/2014



Forecasted Daily EC @ Jersey Point



Forecast Period 1/15/2014 thru 2/28/2014

